

ELECTRONICS

AUSTRALIA

VIDEO, HI-FI & COMPUTERS

SEPTEMBER 1982

AUST \$2.00* NZ \$2.50

Registered by Australia Post — publication No. NBP0240.



STEREO SYNTHESISER FOR VCRs

**AUDAX COMPACT LOUDSPEAKER SYSTEM
COMPUTER FEATURE: CHOOSING A PRINTER
HOW TO BUILD AN ELECTRIC FENCE**



What is your turntable's "warp factor"?

You may not realize it but every record has some degree of warp. And no matter how slight, it can give your turntable fits.

Warp, along with off-centring, were the reasons why Sony invented Biotracer.

The continuously correcting action of the electronic Biotracer tonearm perfectly suspends the stylus in the record grooves with no tension resulting from the forces of gravity or lateral pressure.

Biotracer is featured on Sony's PS-X600 and X500 with the advantages of stifling low frequency resonance, expanding dynamic range and maximizing performance from any cartridge you use. Biotracer also suppresses peak tonearm resonance electronically within a range of 3dB.

The sole object of its design was to neutralize the effects of record warp and off-centring through microcomputer precision. Which Sony does with aplomb.



PS-X600

SONY[®]
THE ONE AND ONLY

ELECTRONICS

AUSTRALIA

Volume 44, No. 9
September, 1982

AUSTRALIA'S LARGEST SELLING ELECTRONICS MAGAZINE

Stereo Synthesiser



Turn mono sound into stereo sound with this Stereo Synthesiser project. It uses just four ICs and is easy to build — see page 52.



Keep the cows (... err, bull) out of the cabbages with this electric fence project. We tell you how to build it on page 80.

COMING NEXT MONTH — Find out what's coming by turning to page 117.

On the cover

Our cover this month highlights two of our constructional projects: a Stereo Synthesiser for VCRs and a compact high-quality loudspeaker system from Audax. Note that the cover is conceptual only; the synthesiser must be used with a stereo amplifier.

FEATURES

A FRESH LOOK AT THE LIGHT BULB <i>Revolutionary new design</i>	12
CHICAGO CONSUMER ELECTRONICS SHOW <i>All the latest gadgets</i>	26
50 AND 25 YEARS AGO <i>Interesting items from past issues</i>	127

HIFI, VIDEO AND REVIEWS

NEW AUDIO GEAR AT CHICAGO CES <i>George Tillet reports</i>	34
HIFI REVIEW <i>Technics ST-Z45 AM/FM stereo tuner</i>	42
HIFI REVIEW <i>Sennheiser HD230 dynamic headphones</i>	46

PROJECTS AND CIRCUITS

STEREO SYNTHESISER FOR TUNERS & VCRs <i>Pseudo stereo sound</i>	52
CAR COMPUTER: PART 3 <i>Sensors, operation & EPROM program</i>	60
CIRCUIT & DESIGN IDEAS <i>FM bug, headlight reminder etc</i>	72
AUDAX COMPACT 200 LOUDSPEAKER <i>High-quality bookshelf system</i>	74
BUILD AN ELECTRIC FENCE <i>Special project for the farm</i>	80
DYNAMIC NOISE REDUCTION FILTER <i>Reduces background noise</i>	92
EASY-TO-BUILD BICYCLE ODOMETER <i>How far did you pedal?</i>	99

PERSONAL COMPUTERS

SPECIAL FEATURE: CHOOSING A PRINTER <i>A buyer's guide</i>	18
COMPUTER CLUB LISTING <i>Biggest ever published</i>	129
MICROCOMPUTER NEWS <i>IBM Personal Computer on sale in Sydney</i>	132

COLUMNS

FORUM <i>TV receivers still catch fire — occasionally!</i>	30
THE SERVICEMAN <i>Pride goes before a fall in income</i>	86
SHORTWAVE SCENE <i>Radio for the Print Handicapped opens in Hobart</i>	110
RECORD REVIEWS <i>Classical, popular, special interest</i>	122

DEPARTMENTS

EDITORIAL 3 — NEWS HIGHLIGHTS 6 — LETTERS TO THE EDITOR 102 —
BOOKS AND LITERATURE 104 — NEW PRODUCTS 112 — INFORMATION
CENTRE 138 — MARKETPLACE 142 — NOTES AND ERRATA 141.

No other birth has created such an impression.



Epson printers

A whole new generation of Epson MX printers has just arrived. And while they share the family traits that made Epson famous—like unequalled reliability and ultra-fine printing—they've got a lot more of what it takes to be a legend.

For instance, they've got a few extra type styles. Sixty-six, to be exact, including italics, a handy subscript and superscript for scientific notation, and enough international symbols to print most Western languages.

What's more, on the new-generation MX-80, MX-80 F/T and MX-100, you get GRAFTRAX-Plus dot addressable graphics. Standard. So now you can have precision to rival plotters in a reliable Epson printer. Not to mention true back-space, software printer reset, and programmable form length, horizontal tab and right margin.

All in all, they've got the features that make them

destined for stardom. But the best part is that beneath this software bonanza beats the heart of an Epson. So you still get a bidirectional, logical seeking, disposable print head, crisp, clean, correspondence quality printing, and the kind of reliability that has made Epson the best-selling printers in the world.

All of which should come as no surprise, especially when you look at the family tree. After all, Epson *invented* digital printers almost seventeen years ago for the 1964 Tokyo Olympics. We were the first to make printers as reliable as the family stereo. And we introduced the computer world to correspondence quality printing and disposable print heads. And now we've given birth to the finest printers for small computers on the market.

What's next? Wait and see. We're already expecting.

EPSON

For further information contact your nearest Warburton Franki office

WARBURTON FRANKI

• ADELAIDE (08) 356-7333 • BRISBANE (07) 52-7255 • HOBART (002) 28-0321 • MELBOURNE (03) 699-4999
• PERTH (09) 277-7000 • SYDNEY (02) 648-1711 • AUCKLAND N.Z. (09) 50-4458 • WELLINGTON N.Z. (04) 69-3016





Editorial Viewpoint

Another use for the microprocessor

EDITOR-IN-CHIEF

Neville Williams
S.M.I.R.E.E. (Aust.) (VK2XV)

EDITOR

Leo Simpson
B. Bus. (NSWIT)

ASSISTANT EDITOR

Greg Swain, B.Sc. (Hons. Sydney)

TECHNICAL PROJECTS

John Clarke, B.E. (Elect. NSWIT)
Peter Vernon, B.A. L.L.B. (NSW)
Jeff Skeen
Colin Dawson

PRODUCTION

Danny Hooper

GRAPHICS

Robert Flynn

SECRETARIAL

Pam Hilliar

ADVERTISING MANAGER

Selwyn Sayers

CIRCULATION MANAGER

Alan Parker

Most people will be glad to see the end of winter for 1982. In the eastern states it has been one of the coldest for years and that has exacerbated the power problems, particularly in NSW. And many of us will still be getting used to the idea that electricity now costs a great deal more than it did last year. There must also be quite a few people who regret dicing their oil heaters, as oil heating is now competitive with electricity.

Even though the higher charges for electricity are hard to take, anyone who is concerned about conservation must agree that the new tariffs do give a real incentive to save power. And NSW Elcom's decision to charge more for power in the evening peak period and during winter is also a wise long-term decision. It should go a long way to smoothing out the demand for power and reducing the large difference between base load and peak load for the power stations.

At the moment, the various NSW county councils have no means of charging a time-related tariff to their consumers. This is because watt-hour meters do not have a facility for changing their gearing and thereby effectively changing the tariff. This could be done (and has been done elsewhere in the past, I understand) by using a time switch or tone-operated solenoid to change the gearing. Either way, the county councils face a large capital expenditure in updating the meters for all consumers.

There is another way though. Why must we continue to use expensive electromechanical watt-hour meters to record energy consumption? Why not use a microprocessor to do the job? This could be easily programmed to take account of time-related tariffs. It could also provide a continuous remote readout say, in the kitchen, so that domestic consumers have a continuous reminder of how much energy they are using, and how much it costs.

Just think how this sort of system would encourage people to save money. Consumers would be in a position to make informed decisions about how to save energy and would know, without any doubt, that it was considerably cheaper to use their washing machine or dishwasher in off-peak periods.

There is another feature which could be incorporated, which people may not like. Such a microprocessor metering system could possibly be remotely monitored by the authorities at any time they wish. This would have the advantage that frequent billing would be easy but it would also mean easy monitoring during periods of power restrictions. Shades of 1984!

Leo Simpson

Editorial and Advertising Office

57 Regent St, Chippendale 2008.
Phone (02) 699 3622 Telex 25027.
Postal Address: PO Box 163, Chippendale, 2008.
Advertising Sales Manager: Sel Sayers.

Melbourne — 392 Little Collins St, Melbourne 3000. Phone (03) 602 3033
Representative: Mark Christian.

Adelaide — Charles F. Brown & Associates Ltd, 278 Halifax St, Adelaide, 5000.
Representative: Sandy Shaw (08) 267 4433.

Perth — 454 Murray Street, Perth 6000.
Representative: Ashley Croft (09) 321 8217.

Circulation Office

Unit 3B, Sydneygate, Waterloo, 2017. Phone (02) 699 2388.

Subscriptions

Subscription Dept, John Fairfax & Sons Ltd, GPO Box 506, Sydney 2001.
Enquiries: Phone (02) 699 2388.

Distribution

Distributed in NSW by Magazine Promotions, 57 Regent St, Chippendale; in Victoria by Magazine Promotions, 392 Little Collins Street, Melbourne; in South Australia by Magazine Promotions, 101-105 Waymouth St, Adelaide; in Western Australia by Magazine Promotions, 454 Murray Street, Perth; in Queensland by Gordon and Gotch (A'asia) Ltd; in Tasmania by Ingle Distributors, 93 Macquarie St, Hobart; in New Zealand by Gordon and Gotch (NZ) Ltd, Adelaide Rd, Wellington.

Registered by Australia Post — publication No. NBP0240.

Copyright. All rights reserved.

Devices or arrangements shown in this magazine may embody patents. Information is furnished without responsibility for its ultimate use, or for failure of equipment to operate as expected, or for any damage, loss or injury which may be sustained. Material intended for publication is submitted at the sender's risk and, while care will be taken, responsibility for any possible loss will not be accepted by "Electronics Australia".

Printed by Magazine Printers Pty Ltd, of Regent Street, Chippendale and Masterprint Pty Ltd of Dubbo NSW for Magazine Promotions, of Regent St, Chippendale.

ISSN 0313-0150

* Recommended and maximum price only.

**PLAYMASTER
QUALITY
HI-FI FROM
DICK SMITH**



**BUILD IT
YOURSELF AND
SAVE A
FORTUNE!**

OUR
MOST
POPULAR
KIT EVER!

**PLAYMASTER
MOSFET
AMPLIFIER**

OVER
2,000 SOLD!



Cat K-3515.
See EA Jan/81

This 'Top of the line' Amplifier with a huge 50W per channel has just about everything you'll need in an amplifier! It's equivalent to units costing two and three times as much with features like:

- Full speaker switching between two sets of speakers (either, both or neither).
- LED indication of input selection
- Full tape monitoring facilities
- Loudness and mute controls
- State-of-the-art circuitry featuring power mosfets in the power amplifiers

● Low distortion - typically less than 0.05% at normal listening levels.

Comes complete with our exclusive step-by-step instruction manual.

High performance — up to the minute design — looks fantastic — and easy to build! What more could you ask for? The price?

A LOW, LOW

COMPLETE
WITH
PROFES-
SIONALLY
DESIGNED
FRONT PANEL


UPGRADE
YOUR HI-FI
NOW FOR
ONLY

\$165

**ALL PLAYMASTER KITS
BASED ON EA PROJECTS**

DON'T
PAY \$350!

Build your own
**PLAYMASTER
GRAPHIC EQUALISER**



Correct all the problems associated with the acoustics of your listening room with this superb graphic equaliser kit from Dick Smith. 10 frequency bands in both stereo channels - you have total control over your sound! Or maybe you like to thrill to the high high's - or the low low's, out of the normal tone control range. With the Playmaster Graphic Equaliser you can get highs and lows you'd never have believed possible. Comes with 16 page step-by-step construction manual — fully illustrated so you shouldn't have any problems

Cat K-3500
See EA MAY 79

AND IT'S ONLY \$99⁵⁰

THOUSANDS
SOLD!

ISN'T IT TIME FOR YOU
TO GET INTO FM?
**PLAYMASTER AM/FM
TUNER with Clock**



Professional quality pre-built tuner module means all the hard part of this kit is done for you. Dick solved the problem of FM alignment by importing a pre-built and pre-aligned tuner module ready to be built into a project. EA came up with a design incorporating digital frequency readout that doubles as a clock. Easy to build, comes with instruction manual. Superb tuner sound at this low low price will be hard to find anywhere else! Cat K-3494. SEE EA NOV 78

**SAVE \$20!
WAS \$159.10**

ONLY \$139

Look at the advantages of buying Playmaster from Dick Smith. Well written, exclusive instruction manuals.

We prepare a full instruction manual for all major kits, and an expanded manual for almost all kits. We give you all the information you need to complete the kit — info magazines don't have room to publish such as component illustrations, technical tips etc.

'Sorry Dick, It Doesn't Work' Guarantee!

In the unlikely event that you can't get your kit working, we offer you a low-cost repair service on most major kits. For the one fixed fee (details with each kit) we'll repair your kit, correct any mistakes and replace any damaged components. (We reserve the right to return, with service fee, any kits so badly wired that repair is considered impractical.)

Quality Control


To make sure your kit is correct we have installed \$20,000 worth of precision scales (accurate to one gram!). We weigh every kit we send out, and if it is out by the slightest amount we know something is wrong - so it is rejected. We find the mistakes before they affect you!

Keen Pricing

With over 14 years of experience in kit preparation, we know what you want. With our connections, we can get you the lowest possible price without affecting the quality of the components. You can trust Dick Smith Electronics.

7 Day Safety Guarantee

Buy the kit and examine it in your home for up to 7 days (14 days for mail order customers). If you're not completely happy with it, or confident you that you can build it, return it in original condition (i.e. before construction is commenced) and we'll give you a full refund.



The Brilliant NEW

PLAYMASTER SPEAKER SYSTEMS

Dick Smith brings you these superbly styled speaker systems to suit your decor, your room — and your pocket. Acoustically designed by Neville Williams, MIREE (Aust) Editor-In-Chief of EA magazine, they have a performance you'll be amazed at. You'll save a fortune over comparable commercial speakers — because you build them yourself! They only take a couple of hours construction time, and they look so good your friends will never believe you built them!

NEW FEATURES:

- ★ All new design in simulated wood-grain finish to complement decor
 - ★ Separate level controls for high and mid ranges
 - ★ Special speaker sealant material supplied to ensure complete air tightness
 - ★ New design ribbed woofer with a massive 30cm cone for accurate bass reproduction
 - ★ Built in plinth to raise speaker off floor level
 - ★ Acoustically transparent silk-like grill cloth heat welded to support frame
- * 300mm System only



EASY TO BUILD

The boxes simply fold together - no wood-working knowledge needed. After glueing and folding, hold corners together with masking tape to let the glue set.



All panels are pre-drilled, pre-cut and pre-rebated to make it even easier. The speakers just drop into position. We've even heard of school-children building their own Playmasters



All you need is a tube of glue and a screwdriver — everything else is supplied. The wiring loom for the speakers is pre-assembled — the connectors just push on. If you can read simple instructions then you can build your own commercial quality speakers.

Place the grilles into position and push. They simply clip on. And now you're finished. Connect up your hi-fi, settle back with a drink and play your favourite record or tape. The sound quality will make you more than happy and your friends will never believe you built them!

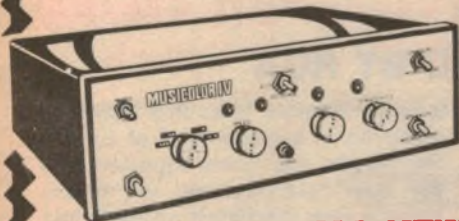


SUPERB FINISH

The new Playmasters feature a completely new format and style, starting with strikingly handsome new grilles with the new 'Playmaster' logo — and ending with a performance you'll be amazed at.

\$100's cheaper than equivalent units!

TURN YOUR MUSIC INTO LIGHT!



ALL NEW MUSICOLOR Mk IV & LIGHT CHASER

Built-in microphone allows any sound to trigger Musicolor. Comes with sturdy chassis and exclusive Dick Smith front panel with LED display. Detailed step-by-step instructions are supplied.

Cat K-3143
SEE EA AUG 81

ONLY \$91⁵⁰

300mm SYSTEM	250mm SYSTEM
Speaker kit, crossovers & faders This kit includes 300mm woofers, high and mid range faders, and 3 way crossover with high power handling capacity Cat C-2042	Speaker kit, and crossovers This kit includes 250mm woofers and 3 way crossover with medium power handling capacity Cat C-2044
Enclosure kits A pair of large 70 litre cabinets for the ultimate in sound reproduction Cat C-2632	Enclosure kits A pair of large 53 litre cabinets to give great sound reproduction Cat C-2634
Deluxe speaker grilles Handsome new design featuring the new 'Playmaster' logo Cat C-2612	Deluxe speaker grilles Handsome new design to fit 53 litre cabinets featuring the new 'Playmaster' logo Cat C-2610
\$175.00	\$149.00
\$159.10	\$143.10
\$39.90	\$35.90
TOTAL SYSTEM ONLY	TOTAL SYSTEM ONLY
\$374 per pair!	\$328 per pair!


Note: All prices are per pair

Here's what EA have to say:

"... the end result represents outstanding value for money. Whether you buy it in kit form or fully assembled, we are sure you will be pleased with sound quality."
"... the new Playmaster 3-70L has generous power handling capacity so that it can give a good account of itself on virtually any type of music."
Neville Williams & Leo Simpson
(EA, March 1982)

DICK SMITH Electronics

See Page 98 for address details



DSE/A333/PAI



News Highlights

US moves to protect IBM computer secrets

Eighteen Japanese businessmen have been charged in the United States with conspiring to transport secret computer information stolen from IBM Corporation.

Six Japanese businessmen were arrested in California, and warrants issued for 12 others who live in Japan as a result of investigations by the FBI.

According to the US Justice Department the conspiracy involved separate efforts by employees of two major Japanese electronics companies, Hitachi and Mitsubishi, to obtain IBM information relating to the development of computers and computer peripherals such as printers.

Japanese giant Hitachi Ltd and 14 of its employees have been indicted by a Federal grand jury, the first step towards a trial of the case. So far Mitsubishi, although named in initial investigations, has not been charged.

None of the items that the Japanese allegedly tried to buy were actually stolen from IBM. Instead the materials, including design manuals and source code for new disk software, were temporarily "donated" to the FBI and used as bait for the Japanese, with the full approval of IBM.

The case against the Japanese is one outcome of an increasing emphasis on protecting United States technology from industrial espionage and unauthorised use abroad. The Reagan administration has repeatedly warned that the US will take a harder line in at-



tempting to prevent exports of "sensitive" American technology.

Director of the FBI, Mr William Webster, said that the case was a "classic example of the value of an undercover operation designed to ferret out the theft of high technology". He commended IBM for the "excellent assistance" it had given the bureau.

IBM said that it had become aware last year that documents containing important technical and product design information had been stolen, and reported the theft to the FBI. Some time later an IBM employee was approached by Japanese businessmen who said that they had incomplete computer manuals

and were willing to pay for the missing information.

IBM contacted the FBI, who set up a meeting between the Japanese and an FBI undercover agent. According to the Justice Department, employees of Hitachi Ltd paid \$US622,000 to the undercover agent for the "stolen" IBM documents, while representatives of Mitsubishi paid \$US26,000.

Those arrested for participation in the scheme include highly placed engineers and managers of Hitachi, and the assistant to the president of Mitsubishi Electronics America Inc.

Reaction in Japan to the arrests has been extensive. Japanese newspapers reported the case in "near crisis" terms. Fears are that the incident could lead to a worsening of trade friction with the US. The fact that the alleged attempt to steal confidential information was related to computers, already a source of deepening trade problems with the US, was treated very seriously by the Japanese.

A more general fear was that the arrests could lead to a rise in anti-Japanese feeling throughout the United States. The Japanese government has indicated that it believes the case is based on "entrapment", and seems to be in no hurry to answer extradition orders for the defendants currently in Japan.

SOLID-STATE LASER DEVELOPED BY RCA

Researchers at RCA Laboratories in the United States have announced the development of semiconductor diode lasers that can operate continuously at far higher power levels than existing helium-neon gas types.

So far, helium-neon lasers with power outputs of between a fraction of a milliwatt to 50 milliwatts have proved to be the most practical for commercial applications. They are used in measuring and surveying equipment and in Philips' Laservision videodisc player.

Semiconductor laser diodes were demonstrated as early as 1962 (the laser effect itself was first demonstrated in 1960). Early versions quickly burnt out though, and could not produce a continuous beam. A semiconductor laser that could operate continuously without special cooling arrangements was not produced until 1975 and even then output was too low to be useful.

Late last year, however, researcher Dan Botez of RCA announced that the firm's laboratories had produced

a semiconductor laser that operated efficiently at a power level of 40mW. Six months ago Botez reported that the laser had operated for 10,000 hours in tests in which it was switched on for 50% of the time.

Semiconductor lasers offer advantages in size and robustness over helium-neon types. Successful development of a reliable semiconductor laser would be a boon to manufacturers of videodisc systems, reducing both the size and the complexity of the players.



New Telecom service — telephone typewriter for the handicapped

A telephone typewriter for deaf and speech-impaired persons became publicly available for the first time in Australia last June. Known as the Porta Printer Plus, the portable unit has been hooked up to red phones in 10 Telecom Business Offices in the Sydney metropolitan area for a six month trial.

To use the machine the telephone handset is placed in a special holder on the unit and the required telephone number dialled. Conversation is conducted by typing messages on the machine's keyboard. A visual display shows incoming messages. The unit is fully portable, operating on either mains or battery power.

Telecom will distribute the Porta Printer for private manufacturers, so buyers can order the unit through

Telecom for delivery by the supplier. Deaf and speech impaired people and their families can purchase the printer for \$846 — \$150 less than the normal price.

About 300 Porta Printers are already in private use around Australia and, in conjunction with the public trial, Telecom has released a directory of telephone typewriter users, listing more than 100 customers and including emergency numbers, schools for the deaf and deaf societies. Not all users could be contacted in time for inclusion in the listing but the directory will be reprinted as required.

For the duration of the trial a public telephone typewriter will also be located at the new Disabled People's Resources Centre, 323 Castlereagh St, Sydney, (02) 217 7376.

What happens if the computer fails?

Companies which depend entirely on their computers to carry on business may be riding for a fall, according to a new report carried out for large computer manufacturer Amdahl Inc.

Based on a study of two dozen large companies in Europe and the United States, the study found that most are "amazingly neglectful" of contingency plans to deal with computer failure. Sixty per cent of those examined had no written plans at all for dealing with disaster.

Nearly half of the total sample had no formal backup arrangements of any kind, although companies which had evaluated the risk to their business from a long interruption were "shocked" at the size of the problem.

Philips to re-enter VCR market

In a surprise move, Philips has announced that it is to re-enter the Australian video cassette recorder market.

Philips will not be marketing its own patented Video 2000 system here however, even though this format has proved successful in Europe. Instead, Philips has acquired the rights to JVC's VHS system and will manufacture video cassette recorders based on this format.

The decision in favour of VHS reflects recent figures which indicate that VHS format VCRs and tapes have about 60% of the Australian market.

Stand aside Dick Tracey — it's (almost) a wristwatch TV receiver

By the end of the year, gimmick-conscious Japanese will be able to purchase a "wristwatch television", a little like the one made famous by the Dick Tracy cartoon series.

Priced at around \$A400, the wristwatch TV is made by Suwa Seikosha Company, one of the firms of the Seiko group. It will provide a 30mm x 22mm liquid crystal display screen in a watch case that also includes time, calendar, alarm and stopwatch features.

The television circuits and a stereo FM radio receiver with two alkaline cells for up to five hours of viewing will be in a small pocket unit, with earphones whose cord also functions as the antenna.

A single large-scale integrated circuit provides the display screen, with a switching transistor for each picture element



Wristwatch display — the TV circuit is housed in a small pocket unit.

and shift registers for scanning the display. Resolution is 152 dots horizontally by 210 vertically, giving a total of 31,920 picture elements. Power consumption of the display is 100mW, while total power consumption for the VHF/UHF television circuitry is 500mW.

Financial Review now on Ausinet

Media group John Fairfax Ltd, which among other things is the parent company of Electronics Australia, has recently introduced an electronic index for The Australian Financial Review.

The service will be carried on the Ausinet public database system operated by ACI Computer Services, one of Australia's largest computer service bureaus. It will allow Ausinet users to access a file indexing virtually every local article contained in the Financial Review.

Headlines and first paragraphs of each local article of the paper, together with keywords and company references, will be available from the database, while a printed copy of the entire article will be available on request.

Mr Ian McCallum, information retrieval systems manager for ACI Computer Services, said that the new financial database was one of a number of new services which will be offered as Ausinet moves increasingly into the commercial area.

Robots: no threat to employment says US report

"Tremendous" momentum in the industrial robot market could propel it to the \$US5 billion level over the next 10 years according to a recent report from International Resource Development Inc, a United States market research and consulting firm. The report analyses the expected impact of entry into the market by IBM, General Electric, Westinghouse and Bendix, and predicts that these firms will be joined by Texas Instruments and several other computer manufacturers.

According to Kenneth Bosomworth of IRD "there are some big opportunities just now becoming evident for small robots — those with less than 5kg

capability — in a large variety of light manufacturing industries". Bosomworth believes that the established vendors of robots failed to spot these opportunities "because of their preoccupation with big dirty robot jobs in foundries and automobile factories".

The IRD report is optimistic about the impact of robots on employment. "There will certainly be many thousands of situations in which robots replace blue-collar workers" according to Bosomworth, "but robots on balance will probably help reduce unemployment". Large numbers of people building, marketing and servicing robots will directly create jobs, while more effi-

cient manufacturing processes will stimulate general economic activity.

This, of course, assumes that direct employment gains from robot manufacturing will occur at the same rate (and in the same country) as job replacement, and ignores the current Japanese practice of using robots to build robots.

In Europe, where industrial workers have resisted factory automation, the IRD report expects the extension of programs such as West Germany's national job retraining program. Other programs are also now operating in Europe to help retrain workers displaced by automation.

BBC computer — Australia next?

The BBC's new Computer Literacy Project got under way earlier this year, aiming to teach people what computers can do and, for those who want to go further, how to operate one.

A series of ten 25 minute television programs designed for newcomers to computing is the basis of the project, together with a specially developed microcomputer with accessories such as cassettes, disks and teletex link-up. A book and a correspondence course is also available.

Initially the idea was simply to have a television series supported by a book. In order to answer the demand for practical experience however, it was decided to link the course to a particular microcomputer. The BBC chose Acorn Computers to design a basic model which could be used with the course.

For a basic price equivalent to \$A508, the Acorn/BBC computer features a full keyboard, high definition colour graphics and sound effects. The BBC is also providing special software on cassettes or disks, and those whose television set is fitted with a teletext decoder can also receive broadcast computer programs directly.

As yet the project is confined to Britain, chiefly because it has been so successful that demand for the Acorn microcomputers is far outstripping supply. Plans are being made for extending it to other countries, and Australia is high on the list of prospects. New Zealand, Canada and the United States are also reported to be interested in acquiring the series.

Defence force communications network

Tenders for the Australian defence forces communications network (DISCON) will be called shortly, according to the Australian Electronics Industry Association. It is understood that six companies are in the bidding phase for DISCON, after having spent up to \$400,000 each on their respective tenders.

Although the tendering cost is high, the lure of the contract is felt to be worthwhile. The original value of the DISCON contract was estimated to be about \$200 million — the largest defence communications contract ever let in Australia. That figure was to cover an Australia-wide secure digital com-

munications link.

The forthcoming tender has been trimmed to cover the Eastern states only. A later phase of the project will cover nation-wide expansion.

Strictly designed for defence purposes, DISCON will handle all forms of communication — voice, data, facsimile and telegraph. The major requirements are reliability and data security, and messages transmitted on the system will be passed through encryption devices to "scramble" them to defeat eavesdroppers.

No other similar centralised defence communications system is in use anywhere in the world.

Getting to the core of a nuclear reactor

British scientists have found away of looking right into the heart of a fast nuclear reactor. Previously, it had been impossible to examine such a reactor visually because the core is submerged in a tank of sodium liquid metal which acts as its coolant.

In the first successful experiment of its kind, pictures have been received from inside Britain's prototype fast reactor at Dounreay in Scotland. During the experiment, scientists saw the reactor core in fine detail more than five metres beneath the surface of the sodium pool.


Using a new high-frequency sound technique developed at the UK Atomic Energy Authority's Risley laboratories in Cheshire, the experts obtained clear, col-

our television images of the whole of the outer core. The process offers the prospect of relatively simple checks on changes in the structure of materials in the reactor caused by fast moving neutrons.

To take the pictures, a 10-metre long tube was fitted with ultrasonic pulse-echo equipment and lowered close to the core during a routine shut-down of the reactor. High frequency pulses were then transmitted through the molten sodium.

From the echoes received from the top of the core a computer is able to produce a clear image on a colour television screen. Variations in the colours represent changes affecting the reactor core.

Three ways of measuring a fast pulse without visiting your doctor.




High Frequency Scopes.

At Hewlett-Packard we've always had our fingers on the pulse of innovative technology. Our HP 1700 range of oscilloscopes are no exception. Bandwidths of 100, 200 or 275 MHz offered by our models 1740/1742/1743/1715/1725/1722, coupled with excellent trace quality means reproduction of pulses or wavetrains with fidelity. The Dual delayed timebase (or delta time) feature found on some models incorporates two intensified trace markers and allows more accurate measurement of pulse characteristics such as risetimes, period and phasing.

Automated Scope Set Up and Operation.


The Auto Scope feature of our model 1980 gives it the ability to auto range and display any input signal. This makes display of a repetitive pulse a breeze. Single shot applications can be handled by using the 19860 digitizing plug in while 4 channel operation is obtained by plugging in the 1950A input module.

The 1980 system offers the user greatly improved productivity in the fields of Production Test (manual or automated), Calibration labs and Research and Development.



Variable Persistence Storage.

Model-1741A, is the best selling 100MHz general purpose storage scope on the market. It combines 200 cm/ μ sec writing speed with features such as the babysit mode, auto erase, and auto store. These features mean its ease of use is unequalled. Models 1744A, 1727A are optimized for capture of super fast single shot or low rep rate pulses. Writing speeds of 1800 and 2000 cm/ μ sec respectively are guaranteed.



Service and Calibration.

All HP's current generation oscilloscopes have been designed with ease of access and repair in mind. We will carry out most scope repairs for a fixed fee, so you avoid the uncertainties of waiting for a quote. Annual service or calibration contracts can be arranged so that you can budget for your support needs a year ahead.

If you elect to perform your own repair work you can be confident you have good documentation to work with. The quality of our operating and service manuals is well known throughout the electronics industry; and we maintain in Australia, a large supply of scope spares.

Contact your nearest HP office for data on any of our oscilloscopes or for details of our fixed price/contract repair program.



**HEWLETT
PACKARD**

Melbourne 896351, Sydney 887 1611, Adelaide 272 5911, Brisbane 229 1544, Canberra 804244, Perth 383 2188, Wellington 877 199, Auckland 687 159.

HP69

LAST MONTH AT THESE PRICES

DEAR CUSTOMER. All our new incoming stock lines are regrettably costing more due to the steady devaluation of the Australian Dollar together with generally higher prices overseas. So, in October, we will be forced to adjust prices on many items - but the good news is that we still have stocks of these advertised lines at our current low prices SO ACT NOW AND BEAT THE PRICE RISE, ... Cheers

Jack O'Donnell



MULTIMETERS ECONOMY TESTER OVERLOAD PROTECTED

High 2000 OHMS/Volt sensitivity overload protected. Dimensions 90 x 60 x 30. Mirror back scale prevents Parallax error. Complete with test leads and instructions. Uses 1 AA Penlight batt. (incl.).



Ranges:
DC and AC
0-10, 50,
250, 1000 V
Decibals:
10 to
+22 db. UCA
0-100 MA.
OHMS 0-1
meg. OHM
in 2 ranges.

Q 1001
\$12.50
4 or more
\$10.00

MU 45 PANEL METERS QUALITY CLASS 2.5

Overall dimensions
58W x 52H. Bolt
Mounting Centres
38 x 38. Hole re-
quired 44mm. Nuts
& Washers provided.



		DC	Resistance	Price	10 Up
Q 0500	1MA	200	8.25	7.25	
Q 0505	50UA	3500	8.25	7.25	
Q 0510	5A	.02	8.25	7.25	
Q 0520	20V	2000	8.25	7.25	
Q 0525	30V	3000	8.25	7.25	
Q 0535	VU		8.50	7.50	

MOLEX PIN SOCKETS

FOR USE WITH SINGLE PINS UP TO .5mm DIAM.



Make your own sockets for IC's, displays, LSI's etc.

P 0700 Pack of 100 \$ 2.00
P 0701 Pack of 1000 \$14.50
Supplied on "Break off" header pre-spaced .1 Inch.

PCB SUPPORTS (10mm)

4 mm hole required in PCB.
4.75 mm hole in chassis.



H 1440 Pack of 680
H 1441 Pack of 100 .. 5.00

UNIVERSAL MULTIMETER PORTABLE WITH BENCH STAND

23 ranges at less than \$1 per range.

* 20,000 OHMS/Volt DC * 10,000 OHMS/Volt AC * Mirror backed scale * Overload protected * Unique carry handle doubles as a bench stand * High-impact resistant case * Uses 1 AA Penlight battery (incl.) * Comes complete with battery, test leads and instructions.

RANGES: DC Voltage 0-.25, 1, 2.5, 10, 25, 100, 250, 1000. AC Voltage 0-10, 25, 100, 250, 1000 Decibals 20 to +22db DC Current 0-50, 500 UA, 0-5, 50, 500MA OHM Meter 0-6 megohms in 4 ranges, 30 ohms centre scale. Size 135 x 91 x 39

Q 1002 \$22.50
4 or more \$21.00



Direct Import Price!

CARRY CASES "LEATHER LOOK PVC"

Q 1011 for Q 1001 meter \$2.50
Q 1012 for Q 1002 meter \$3.50

BULK PACKS INCREDIBLE VALUE!



All computer selected values, ie you get more of the most used values and less of the least common. All 1st quality factory fresh!

R 3501 .25W RESISTOR PACK

Average contents: 300 \$12.00 Value Only \$5

R 3510 GREENCAP PACK 100V

Average contents: 50 \$12.00 Value Only \$5

R 3515 CERAMIC PACK 50V

Average contents: 100 \$14.00 Value Only \$5

R 3520 ELECTROLYTIC PACK PCB TYPE

Average contents: 40 \$14.00 Value Only \$5

12 VOLT IRON

Works off 12V car battery. (Comes fitted with lighter plug). AND just as well off 12V AC. Use M2156 Transformer in H 0442 Box and Presto you have a low cost mains isolated iron!



T 2512 \$3.95

MICRON 30 WATT

NEW FOR '82

This brilliant little 30 watt iron is just the "bee's knees" for the electronics hobbyist, electrician or home handyman. We searched the world for a low cost yet quality iron which met the criteria of * light-weight * screw in interchangeable tips * efficient thermal transfer from element to tip * tip temperature maintains within the limits suitable for electronic work and also small household jobs * and of course, fully S.E.C. tested and approved.

Comes fitted with T 2435 Tip



T 2430 ... \$ 9.95

REPLACE- MENT TIPS

T 2434 Flat Tip95
T 2435 Conical Tip95

EDGE PANEL METER

250 UA Sensitivity. Suitable for Signal Strength Indication etc. Graduated 1-10. Panel Cutout 35 x 15. Mounting Hole Centres at 49 mm.

Q 0400
\$3.95



10 or more
\$3.45 each



IC SOCKETS DIL

LOW PROFILE


	PRICE	10 Up
P 0550 8 Pin	.25	.20
P 0560 14 Pin	.30	.25
P 0565 16 Pin	.30	.25
P 0567 18 Pin	.40	.35
P 0570 24 Pin	.60	.50
P 0575 40 Pin	.80	.70
P 0580 14 Pin W/Wrap	.85	.75
P 0585 16 Pin W/Wrap	.90	.80

ALTRONICS ... ALTRONICS ... ALTRONICS ... ALTRONICS ... ALTRONICS ...

ALTRONICS ... ALTRONICS ... ALTRONICS ... ALTRONICS ... ALTRONICS ...

WILL
YOUR BUDGET PROBABLY WON'T STRETCH TO AFFORD OUR PROFESSIONAL SERIES ALL ALUMINIUM RACK CABINETS

NOW YOUR PREAMPS, AMPS, CONTROL MODULES MONITOR PANELS ETC. CAN LOOK EVERY BIT AS GOOD AS TECHNICS, NAKAMICHI AND OTHER TOP MANUFACTURERS



INTRODUCTORY PRICES

Cat No.	Finish	A	B	C	PRICE	5 or More
H 0401	Natural	44	34	38	\$39.50	\$38.00
H 0402	Natural	88	57	82	45.00	42.50
H 0403	Natural	132	89	126	49.50	45.00
H 0411	Black	44	34	38	39.50	38.00
H 0412	Black	88	57	82	45.00	42.50
H 0413	Black	132	89	126	49.50	45.00

Beware of other rack boxes that do not conform to international rack sizing.

ALTRONICS RESELLERS

Please note that resellers may not have all the items advertised in stock, and as resellers have to bear the cost of freight, prices may be slightly higher than advertised. ALTRONICS reseller prices should however represent a considerable saving over our competitors' prices.

NEW SOUTH WALES

CITY	
Radio Dispatch	211 0191
Electronic Agencies	29 2098
Jaycar	264 6688

SUBURBAN

LEWISHAM	
Prapak Electronics	569 9770

CONCORD

Electronic Agencies	745 3077
---------------------	----------

DEE WHY

David Ryall Electronics	982 7500
-------------------------	----------

WAITARA

Applied Technology	487 2711
--------------------	----------

MATTRAVILLE

Creative Electronics	666 4000
----------------------	----------

COUNTRY

BROKEN HILL	
Crystal TV	4803

COFFS HARBOUR

Coffs Harbour Electronics	52 5684
---------------------------	---------

PENRITH

Acorn Electronics	21 2409
-------------------	---------

NEWCASTLE

D.G.E. Systems	69 1625
----------------	---------

WINDANG

Madjenk Electronics	96 5066
---------------------	---------

GOSFORD

Tomorrows Electronics	24 7246
-----------------------	---------

KURRI KURRI

Kurri Electronics	37 2141
-------------------	---------

QUEENSLAND

CITY	
Delsound	229 6155

SUBURBAN

SALISBURY	
Colourview Wholesale	275 3188

FORTITUDE VALLEY

St Lucia Electronics	52 3547
----------------------	---------

BIRKDALE

Wholesale Sound Accessories	207 2502
-----------------------------	----------

COUNTRY

CAIRNS	
Thompson Instrument Services	51 2404

TOWNSVILLE

Sales	72 2015
-------	---------

ROCKHAMPTON

Purely Electronics	21058
--------------------	-------

GLADSTONE

Purely Electronics	72 4321
--------------------	---------

GYMPIE

TV and Appliance Services	82 1671
---------------------------	---------

IPSWICH

P & P Electronics	281 8001
-------------------	----------

TOOWOOMBA

Hunts Electronics	32 9677
-------------------	---------

DOWN'S

Radio and TV	32 1044
--------------	---------

NAMBOUR

Nambour Electronics	41 1604
---------------------	---------

NT

DARWIN	
Radio Paris Darwin	81 8508

Kent Electronics

Ventronics	81 3491
------------	---------

ALICE SPRINGS

Farmer Electronics	52 2967
--------------------	---------

ASCAM Electronics

Ascam Electronics	52 1713
-------------------	---------

TASMANIA

HOBBART	
Bata Electronics	34 8232

KINGSTON

Kingston Electronics	29 6802
----------------------	---------

AVOCA

Freemans TV	84 2166
-------------	---------

WEST AUSTRALIA

ALBANY	
BP Electronics	41 2681

GERALDTON

Geraldton TV and Radio	21 2777
------------------------	---------

WYALKATCHEM

D & J Peace	81 1132
-------------	---------

MANDURAH

Kentronics	35 3227
------------	---------

ACT

Senitronics	54 8334
-------------	---------

Electronic Components

Electronic Components	80 4654
-----------------------	---------

SOUTH AUSTRALIA

CITY	
ADN Electronics	212 5505

SUBURBAN

PROSPECT	
Jensen Electronics	269 4744

ELIZABETH GROVE

A. E. Cooling	255 2249
---------------	----------

CHRISTIES BEACH

Force Electronics	382 3366
-------------------	----------

KESWICK

Freeway Electric Wholesalers	297 2033
------------------------------	----------

VICTORIA

CITY	
All Electronic Components	662 3506

ELITRONICS

Elitronics	602 3499
------------	----------

SUBURBAN

HUNTINGDALE	
Stewart Electronics	543 3733

SOUTH CROYDON

Truscott Electronics	723 3860
----------------------	----------

COUNTRY

SHEPPARTON	
GV Electronics	21 8866

MILDURA

Electronic and Digital Services	23 3380
---------------------------------	---------

RESELLERS WANTED IN ALL AREAS

(including WA)

Phone: **STEVE WRUBLEWSKI (09) 381 7233**
 for details

DIODES, Small Signal

Z 0101 IN914/IN4148		05
Z 0047 OA47		50
Z 0090 OA90 GER		.30
Z 0091 OA91 (Equiv) GER		20
Z 0095 OA95 GER		25
Z 0096 OA202		.80
Z 0097 BA102 S1 Vari Cap		80
Z 0048 AA119 GER		40
Z 0100 HP5082 Hot Carrier		2.95

DIODES RECTIFIER

Z 0105 IN4002	100V 1A	06	05
Z 0109 IN4000	400V 1A	08	06
Z 0112 IN4007	1000V 1A	12	10
Z 0115 IN5404	400V 3A	35	28
Z 0118 IN5408	1000V 3A	40	34
Z 0120 R250A	400V 6A	80	70
Z 0125 BYX21L/200	200V/25A	2.95	2.80
Z 0126 BYX21L/200R	200V/25A	2.95	2.80

LEDS

Z 0140	3mm Red	Ea.	10	100
Z 0141	3mm Green	14	10	08
Z 0143	3mm Yellow	20	18	15
Z 0150	5mm Red	22	20	16
Z 0151	5mm Green	14	10	08
Z 0152	5mm Yellow	20	18	15
Z 1054	5mm Orange	25	22	19
Z 0160	Rect Red	22	19	18
Z 1062	Rect Green	25	22	20
Z 1064	Rect Yellow	25	22	20

CRYSTALS

Parallel Resonant



Frequencies Quoted in MHZ

Y 1000	1-000	5mm Pinout	11.50
Y 1003	1-8432		9.50
Y 1006	2-000		7.50
Y 1010	3-57945	Solder Type	3.00
Y 1012	4-000		5.00
Y 1015	4-194	12-3mm Pinout	5.00
Y 1017	5-000		5.00
Y 1018	6-000		5.00
Y 1019	8-000		5.00
Y 1020	10-000		5.00
Y 1025	12-000		5.00
Y 1030	16-000		5.00

VELOSTAT

Non-static sheeting for storing CMOS IC's, LSI's etc. 1000 times better than aluminium foil. Will store up to 150 IC's on one 225 x 150mm sheet.

H 0500	\$3.50 per sheet
--------	------------------




BLACK SPEAKER CLOTH

Quality German "easyfit" acoustic cloth. Very pliable, one way stretch. Allows neat and easy application to speaker box front. Extra wide 1.5m. One metre length does a pair of average HI-Fi boxes.

H 9200	\$7.50 per metre
--------	------------------

TINNED WIRE

22 gauge
 100 gram Reel



W 0420 ONLY \$2.50

HOOK UP WIRE BARGAINS

Quality tinned 13/.12mm H/U wire available in 8 colours. On 100m reels.

- W 0250 Red
- W 0251 Black
- W 0252 Brown
- W 0253 Orange
- W 0254 Yellow
- W 0255 Green
- W 0256 Blue
- W 0257 White



ALL JUST \$3.95 ea.
 or eight reels for \$30.00
 Fantastic Value!

NEW 24 HOUR 7 DAYS P/WEEK PHONE ORDER SERVICE FOR BANKCARD HOLDERS

Take advantage of "off peak" low STD phone rates and phone your order to our new recorded 24 hour order service. Give your name, address with postcode, phone number, bankcard number and expiry date then your order—and presto your order will be processed and back to you in a flash—Please nominate Jetservice if you want overnight delivery.

\$2 DELIVERY AUSTRALIA WIDE We process your order the day received and despatch via Australia Post. Allow approx. 7 days from day you post order to when you receive goods. Weight limited 10kgs.

\$4 DELIVERY AUSTRALIA WIDE We process your order day received and despatch via Jetservice for delivery next day.

BANKCARD HOLDERS CAN PHONE ORDER UP TO 8PM (EST) FOR NEXT DAY DELIVERY - SOUNDS INCREDIBLE DOESN'T IT? Alright you cynics just try us! Weight limit 3.3kgs. Jetservice cannot deliver to P.O. box numbers (Australia Post would have a fit).

\$10.00 HEAVY HEAVY SERVICE - AUSTRALIA-WIDE All orders over 10kgs must travel on the heavy service, that is - road express. Delivery time 7 days average.

ALTRONICS

105 STIRLING ST., PERTH
 FOR INSTANT SERVICE
(09) 328 1599

All Mail Orders:
 Box 8280 Stirling St.,
 Perth WA 6000

New "Super lamps" may cut energy use

A fresh look at the light bulb

Low cost but inefficient incandescent light bulbs are becoming less and less practical as energy costs continue to climb. New research developments such as fuzzy filaments and high power phosphors may be the beginning of revolutionary progress in lighting technology.

by JOHN FREE

A violet glow from the plasma in a vacuum chamber illuminated a small room at Bell Labs, Holmdel, New Jersey. Moments before, researcher Richard Howard had switched on a pump, evacuating the glass container. Argon, oxygen, and Freon were fed into the vacuum jar. Now these ionised gases hovered a few centimetres above the chamber base, like a neon-lighted fog over a city.

Put a prepared sample of tungsten beneath that plasma, wait one minute, and the metal turns pitch black, I discovered. The plasma etches an invisibly fine, "fuzzy" texture into the tungsten's surface. That gives the metal a remarkable property — heat it to incandescence and it will radiate twice as much visible light as ordinary smooth tungsten.

Not that Bell Labs is gearing up its parent, AT&T, for the light-bulb business. What happened was that a few years ago Bell began studies to develop materials that would selectively absorb wavelengths of solar radiation. Along the way, a new etching process was discovered that may one day provide more-efficient home lighting.

This is just one example of the kind of research that may one day radically alter the guise of that most familiar of great inventions — the light bulb. The need is pressing. As energy costs continue to climb, low-cost but poor-efficiency incandescent lamps become less and less practical for the home. So the search is on for new techniques and materials that will yield greater light output while using less energy.

Most basic lighting research is, naturally enough, conducted in the labs of

General Electric, Sylvania, Westinghouse, Philips, and other lighting firms. Each has announced economic alternatives to the incandescent lamp. But I wasn't surprised when these companies declined to talk about their advanced projects. The lamp business is very competitive. Industry experts discuss only basic research and areas where studies might pay off in general terms. Some examples:

- Developing phosphors that can absorb and use infrared as well as ultraviolet radiation, plus more-efficient


phosphors for fluorescent lamps.

- Discovering molecules beyond the limited number already used that either radiate visible light or fluoresce under ultraviolet.

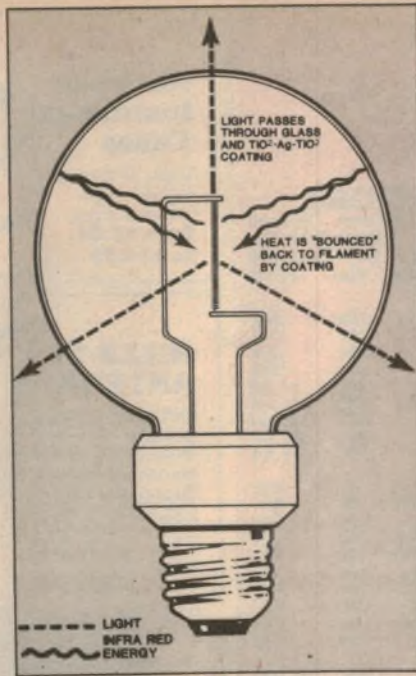
- Perfecting solids and even liquids that radiate light efficiently.

Locking in the infrared

The modern incandescent lamp has climbed steadily in efficiency compared with the carbonised thread — delivering 1.5 lumens per watt — used by Thomas Edison in 1879. The slightly more-



Glowing plasma etches tungsten, which can then radiate light more efficiently.



Duro-Test lamp uses a heat reflective coating inside the spherical light bulb.

efficient GEM filament was graphite-coated cellulose. Early refractory metals such as osmium and tantalum gave better efficiency. The Nernst lamp used a glowing rod made with oxides. Lighting engineers have continued to make progress until the present day (see Fig. 1).

Still the modern tungsten-filament lamp provides only about 17 lumens per watt. About 80% of its energy is wasted as invisible infrared radiation. Why not capture this wasted energy and put it to work heating the filament and lowering your electric bill? Researchers have been

trying to accomplish this for some 50 years, and one firm, Duro-Test Corp says it has found a practical method.

The "Duro-Test Mi-T-Watt Saver" bulb, being readied for manufacture, uses a three-layer coating on its inner surface. This thin-film coat was originally developed at the Massachusetts Institute of Technology for solar-energy applications — an example of fortuitous research analogous to Bell Labs'. The middle, silver, layer reflects infrared radiation, and the bulb's spherical shape focuses this energy on the filament.

Titanium dioxide has a high index of refraction. Thin layers of this material on either side of the silver serve as an anti-reflection coating. It helps visible radiation from the filament to penetrate the glass envelope.

Duro-Test says that energy savings of up to 60% are possible when reflective-coating bulbs are compared with conventional bulbs, and experiments yielded a net energy saving of 51%. Whether similar savings become feasible with mass-produced bulbs remains to be seen.

A key step, applying the coatings, might be accomplished by sputtering atoms from a cathode with RF (radio frequency) energy, by chemical vapour deposition, or by thermal evaporation. The bulbs will also have to be mass-produced with each filament at the focus of the film for full efficiency.

While Duro-Test refines its bulb that keeps heat in, several researchers at Bell Labs believe they've found a better way of getting visible light out of incandescent lamps. The etching process described earlier makes the smooth surface of tungsten, under an electron microscope, look like a carpet. Tungsten "tufts", though, are so small that five of them can stand side by side along a one-micron (millionth of a metre) line.

These cone-shaped metal columns produce a gradual physical transition from the tungsten to a vacuum in which the metal is resistively heated. As a result, visible light over the 0.3-0.7-micron range is emitted twice as effectively as from ordinary tungsten. Bell Labs' Harold Craighead compares the light radiation to sound waves from a horn. Gradual flaring at the output of an instrument permits air to flow smoothly into the air.

While the textured surface enables visible light to escape more easily, longer wavelengths do not. Tungsten, therefore, won't radiate and waste more heat. But there are obvious problems, too: "It's entirely clear that this surface is more delicate than solid tungsten," says Craighead.

Could the ultra-fine structure last long enough for a practical lamp filament? "It's open to someone doing R&D work on it," Howard said. "We're just not in the light-bulb business." He says the textured surface enables tungsten to be used at lower temperatures yet put out more light than smooth or uniformly black surfaces.

The etching technique, incidentally, will also be applied to creating the sub-micron structures needed for very high density microcircuits, or perhaps to "fuzz" a metal coating on a plastic disc for an optical digital recorder, or to create high-surface-area catalysts. Bell has other uses in mind, too, but isn't talking about them now.




Fig 1: Improvements in lighting efficiency over time, shown with standard sources.

MAGRATH'S 6-PACK SPECIALS

6 for the price of 5

DIGITAL & LINEAR

6x4016B	\$1.50
6x4066B	\$2.40
6x4511B	\$3.45
6x74LS00	\$1.00
6x74LS04	\$1.00
6x74LS14	\$2.00
6x74LS90	\$2.10
6xLM324	\$2.10
6xLM340KC-12	\$6.00
6xLM340T-5	\$2.55
6xUA317UC Regulator	\$6.00
6xUA348PC Op Amp	\$4.25
6x74C00	\$1.00
6x74C107	\$1.50
6x74C04	\$1.00
6x74C02	\$1.00

LEDs

6xMV5053S	35c
-----------	-----

BRIDGES

6xKBPC602 6A 200V	\$5.00
-------------------	--------

SCRs

6x6006L 6A 600V	\$4.00
-----------------	--------

DIODES

IN4002 100 per pack	\$4.50
IN4148 100 per pack	\$3.50

TRANSISTORS

6xPN2222A	25c
-----------	-----

CAPACITORS

	Normal Price	Special Price
STETTNER 3.12 pf CERAMIC TRIMCAPS	50c	\$2.50

ELECTROLYTICS

2.2Mfd 25V RB's	16c	80c
10Mfd 16V RB's	16c	80c
10Mfd 25V RB's	16c	80c
25Mfd 25V RB's	17c	85c
47Mfd 16V	20c	\$1.00
47Mfd 25V RB's	22c	\$1.10
100Mfd 10V RB's	20c	\$1.00
100Mfd 25V RB's	26c	\$1.30
220Mfd 25V RB's	36c	\$1.80

POLYESTERS

001Mfd 100V Greencaps	8c	40c
.0047Mfd 100V Greencaps	8c	40c
.01Mfd 100V Greencaps	14c	70c
.012Mfd 100V Greencaps	14c	70c
.022Mfd 100V Greencaps	14c	70c
.033Mfd 100V Greencaps	14c	70c
.039Mfd 100V Greencaps	14c	70c
.056Mfd 100V Greencaps	14c	70c
.068Mfd 100V Greencaps	14c	70c
.1Mfd 100V Greencaps	14c	70c

HARDWARE


RCA Plugs	20c	\$1.00
RCA Chassis sockets	35c	\$1.75
3.5mm Plugs mono	20c	\$1.00
3.5mm Chassis sockets	35c	\$1.75
MS102 Push to make switch	35c	\$1.75
Philips Carbon Resistors		
1/4W 50 per pack	\$1.00	
1/2W 50 per pack	\$1.00	

Ask about other 6-Pack Specials
There's lots more

SUPER VALUE

Horwood Instrument Cases

Light & strong
3" x 4" high
Various sizes.
from \$2.04
to \$14.90



FERGUSON TRANSFORMERS

Low profile, high quality, general purpose.

5VA 6 VOLT TO 40V	\$6.50
20VA 6 VOLT TO 40V	\$12.00
40VA 6 VOLT TO 40V	\$13.50
60VA 12 VOLT TO 40V	\$17.50



HILLS TV ANTENNAE

Designed to provide the best possible reception in your area. Built to highest electrical standards. Simple, lightweight, strong and easy to install.

EFC2 Metro Antenna	\$39.77
EFC3 Fringe area Antenna	\$66.81
FM3 Outdoor FM Antenna	\$23.35



VALUE PLUS

Photo sensitive Riston Board for the home enthusiast.

12" x 12" Developer	\$1.05
6x9"	\$3.30



MEMORY BARGAINS

HM6116P-3 2K x 8 CMOSRAM	\$7.50
MB2716 2K x 8 EPROM	\$3.00
MB2764 64K EPROM	\$12.00
MB81T8 16K DYNAMIC RAM (Intel 2118) 120ns	\$4.00

SONNENSCHN DRY FIT BATTERIES

Ideal for starting glow plugs in model aeroplanes. 2 volt 9.5AH
\$25.56 - RECHARGEABLE



AUDIO POWER AMPLIFIERS from Sanken



Multi-purpose Linear Amps
0.5% harmonic distortion
1/2db response
20 to 100 KHz
Built-in current limiting
SI-1010G 10W output \$10.40
SI-1050G 50W output \$37.60

HIRSCHMANN CONNECTORS

Screened Multipole Connectors
Top quality German made



5 Pin Plug	\$0.45
6 Pin Plug	\$0.45
7 Pin Plug	\$0.55
8 Pin Plug	\$1.20
5 Pin Socket	\$0.45
6 Pin Socket	\$0.45
7 Pin Socket	\$0.50
8 Pin Socket	\$0.83

HI-FI HEADPHONES

True Sennheiser sound
Top quality with economy
The most successful Hi Fi stereo headphones in the world.

HD 400	\$28.00
HD 410	\$40.50
HD 414X	\$70.38

TAX PAID



ELECTRONICS TOOLS

High quality Cushion grip

HT12 Electronic Snippers \$8.15

HT13 Micro Shears \$5.16

HT16 Mini Pliers \$5.45



QUALITY & VALUE

REAL SPEAKER VALUE

PHILIPS HI FI SPEAKERS

AD 12250/W8 12" 100W RMS	\$85.00
AD 02160/SQB 2" Dome Squaker	\$39.00
AD 01610/TB 1" Dome Tweeter	\$15.30
ADF 600/4000/B 40 Watt RMS Crossover	\$29.30

TAX PAID




UNBEATABLE PRINTER VALUE FOR YOUR TRS80™ or APPLE® MICROLINE 82A.

120CPS Serial Dot Matrix Printer.

- Head life 200 million characters.
- Dual interfaces — Serial & Parallel.
- 80 column standard characters.
- 132 column with condensed characters.
- Graphics
- Uses plain paper.

Unbeatable value \$825
Also Microline 80 \$495.00



MAGRATH'S SEPTEMBER MONEY SAVERS SEMICONDUCTORS

See 6 pack Specials for super prices, on asterisked products.

4011B	19c	7406	20c	*74LS14	40c	LM301A DIP	35c
*4016B	30c	7414	33c	74LS47	72c	LM308 DIP	49c
4023B	19c	74164	48c	*74LS90	42c	*LM324	42c
4028B	55c	74365	37c	74LS161	53c	LM339 DIP	42c
*4066B	44c	*74LS00	20c	81LS95	87c	*LM340KC 12	\$1.20
*4511B	69c	*74LS04	20c	81LS98	88c	*LM340T 5	51c
4520B	74c					*LM340T 15	60c
						LM386N	60c
						LM555	25c
						LM741N DIP	23c
						LM741 DIP	36c
						*74C02	20c
						74C89	\$1.50
						*74C107	30c
						*UA317UC REG.	\$1.20
						*KBPC602 6A 200V BR	\$1.00
						*S6006L 6A 600V SCR	80c



24 Pin Socket
Zero Insertion Force
Only \$7.50

Add Sales Tax if applicable
Prices valid until stock sold
Prices subject to alteration

J.H. MAGRATH,
208 Little Lonsdale Street,
Melbourne, Vic. 3000.
Telephone: (03) 663 3731



A fresh look at the light bulb

Fluorescent lamps, with 80-lumen-per-watt efficiency, offer economic advantages over incandescents. About 66% of electrically produced lighting throughout the world is from fluorescents.


"Since its introduction, the primary performance improvements in the fluorescent lamp have been in phosphors and the durability of the electrodes," said John Waymouth of Sylvania. Lamp performance is limited by characteristics of materials used in fluorescents. "Further improvements in performance will depend on further improvements in those characteristics, especially phosphors," he adds.

Look — no electrodes

Shrinking long fluorescent tubes into compact sizes suitable for the home can reduce lamp efficiency. One reason is that losses occur at both ends of any tube, near the electrodes. Bringing the electrodes closer together and reducing the surface area of phosphor cuts efficiency.

GE's experts showed me an ultra-compact fluorescent that avoids this end-loss problem by eliminating electrodes. The lamp, about the size of an incandescent 100-watt bulb, has an electronic ballast just above its screw-in base. A quarter-size ferrite core in GE's SEF (solenoidal electric field) lamp is the primary of a transformer, while the mercury/noble gas itself acts as the secondary.

"We had to develop phosphors that could withstand high power density," GE's John Anderson told me. The SEF bulb, which is still too inherently costly for mass production, delivers 50 lumens per watt. A 40-watt SEF bulb, therefore, puts out 2000 lumens. By comparison, a



General Electric physicist John Anderson inspects experimental lamps that promise savings through lower operating costs and longer life.

100-watt incandescent provides 1750 lumens.

Scientists are still exploring the enormous range of substances that can be used in lamps. The great variety of additives used in tungsten-halogen lamps, for example, produced similar results, but researchers still aren't sure how complex chemical reactions work in these lamps. Skill gained in selecting different additives will enhance the colour output and lifetime of both tungsten-halogen lamps and the more efficient metal-halide arc lamps.

So, what's coming along to replace in-

efficient incandescents in the home? "Based on past experience, we might soon expect the beginning of a decade or so of revolutionary progress in light-source technology," said John Waymouth of Sylvania. "In all likelihood, the first system to overcome its technical problems and break the critical cost barrier will capture a large fraction of this very large market," he adds.

Reprinted by permission from Popular Science, April, 1982. Copyright 1982 Times Mirror Magazines Inc.

★ BRIGHT STAR CRYSTALS

Specifications, Dimensions and data sheets available on request

BULK ORDERS: In addition to our normal range we can supply quantity orders (100 up) at very competitive prices. All we ask is 50% of cost with order balance 30 days.

DELIVERY: 5-6 weeks from receipt of Order. Ring for quote: (03) 546 5076. Telex: AA 36004.


NEW NSW AGENT: APP Master Communications, Sydney (02) 682 5044

BRIGHT STAR CRYSTALS

35 EILEEN RD, CLAYTON, VIC
ALL MAIL TO: PO BOX 42, SPRINGVALE 3171

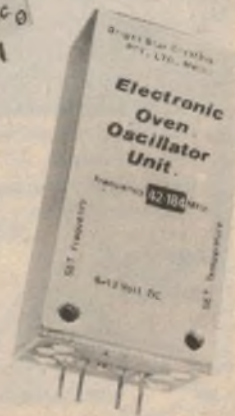


WATCH CRYSTALS



CRYSTAL UNITS FOR QUARTZ CRYSTAL CLOCK

CRYSTAL OVENS AND OVEN OSCILLATOR UNITS



**NEW STORE
opening October
in Carlingford**

AT CARLINGFORD COURT NEXT TO KENTUCKY FRIED CHICKEN

NEW STORE CHECK



JAYCAR IS PROUD TO ANNOUNCE THE OPENING OF THEIR SECOND
SELL OUT IN DAYS SO CALL INTO OUR

FLASHING LED'S

NEW LOW PRICE
2 for **79¢**

Flashing LED's - NEW LOW PRICE.
- Will they ever be this cheap again?
Thousands went at 49c (for one) now you can have 2 for 79c!!



MAINS FILTER NEW LOW PRICE

250V AC @ 3A.



**WERE \$14.50 NOW \$12.50
\$2.00 CHOPPED!!**

This month only \$2.00 chopped from our normal price.
Includes data sheet. The most economical mains filter available!!

SHOCKING NEWS

A MERE \$3.50

Have you found that your plastic soled creepers are blasting holes thru your valuable MOS? That's right, good old static electricity is a killer for MOS (i.e. CMOS, RAMs, LSI etc). Don't despair we have conductive foam sheets to protect them. A whopping 6" x 9" sheet - (150 x 228mm). Holds 00's of devices!!!

ZENER DIODES for your glory box

15¢ each
\$1 for 10



Improve your Dowry with these! The following values only (5% 1 watt).
9V1, 10V, 13V, 16V, 20V, 22V, 24V, 30V, 39V & 56V.

MUFFS SCARCE - GRAB NOW!!

**ONLY \$5.95 for a set of two
(One for each ear)**

The Sennhelsler HD414 Earmuffs are now back in stock. Who needs a pair of mangy muffs around the ears?
Spruce up your Headphones with these bright Blue earmuffs.



OHMS LAW BREAKTHROUGH

ONLY \$36 each (Paint extra)

Programmable resistors. We have exclusive rights to a totally new concept in resistance. Just imagine you are slaving over the soldering iron. It's 2.00am on Sunday morning and you need a 39.7K 1/4 watt. What do you do? You break out the Jaycar programmable resistor!! Each resistor is supplied blank & you just paint the colours on yourself!! What could be more simple?? Once paint is applied the resistor conforms to the value required.



ARLEC TELECOM TRANSFORMER

**ONLY
\$19.50**



600 ohm - 600 ohm Telecom approved transformer. Ideal for coupling to Telecom lines with the safety of dielectric isolation. As used in the ETI modem project.

WILL POTS EVER BE THIS CHEAP AGAIN????

PACK 1

This pack contains over 50 assorted potentiometers (see note below). We have deliberately kept the weight of this pack down to 500 grams so that postage is not too bad.

P & P \$1.20

THAT'S JUST UNDER 20 CENTS EACH!!

\$9.95

PACK 2

This pack contains over 120 assorted potentiometers. Whilst weighing in at over a kilo it's fantastic value despite the extra postage.

P & P \$4.00

(Note the higher than normal postage)

THAT'S JUST OVER 16 CENTS EACH!!

\$19.50

PACK 3


This is the big daddy of them all.

Over 250 pots in all!! Enough to last most people a lifetime. The advantage of this pack is that you usually get a fair quantity of each value which can be handy. We send this one out by road because postage would kill us!!

\$6.00 Freight

THAT'S JUST UNDER 14 CENTS EACH!!

\$34.50



NOTE: Each pack contains the same style of pot which includes:- single gang and dual gang. Switched and unswitched in log and linear. All pots have plain shafts, most with a flat and have either PCB type terminals or solder eyelet terminals. Up until June this year they sold for 50 cents each (single gang) in 100+ quantities. **THEY ARE BRAND NEW STOCK**

JOSEPH'S COAT BINDING POSTS

38¢ each


We keep standard binding posts in the following colours: RED, BLUE, BLACK, WHITE, YELLOW & GREEN. If you want any other colours buy yourself a can of spray paint. Japanese made quality



CHASSIS/PCB INSULATED FUSEHOLDER

Only 95¢

Ideal if you cannot avoid having mains on the PCB and there is no room for bulkhead-type fuseholders. 3AG type only. Japanese quality.




SPECIALS- US OUT! * * *

STORE - RIGHT AT CARLINGFORD COURT. MOST OF OUR SPECIALS YORK ST OR CARLINGFORD STORE AND SAVE!!!

INSULATED 6.5mm STEREO JACKS

ONLY \$1 each



Body moulded in glass-filled nylon. Ideal where earth loops are a problem. We have been selling them for years but forgot to tell you about them. Isolates front panel from signal.

NEW!! NEW!! NEW!! NEW!! METAL RCA PLUG RANGE

We stock high quality metal RCA line plugs - both Nickel plated and Gold plated. Both plugs have spring cord relief grommets for long wear and tear.



AT LAST!!!



\$6.95 each

Double Pole Double Throw Footswitches. We had to import these ourselves to get the quality at a reasonable price. Heavy duty. Ideal for any musical effects-pedal application.

	1-9	10+
Nickel plated plug	60c	50c
Gold plated plug	\$2.50	\$1.95
Gold plated chassis socket	\$2.95	\$2.25
Metal line socket	50c	45c

wireless guitar link

As reviewed in September EA

MASSIVE PRICE BREAKTHROUGH!

- NOT A TOY -
- NOT A KIT -

\$149.50



Send SAE for further details

Free yourself from the lead to the amp. This unit gives a ROCK SOLID SIGNAL over a 50 metre (YES!) range. Specially designed to take electric guitar signal levels. This small 9V battery powered unit clips to the strap. You won't notice it when playing! Transmits to any FM tuner in the little-used 88-100 MHz band. You can even practice at home on your Hi Fi. This is a professional unit at a budget price. Bring your guitar in for a demo or send SAE for more information. This unit is 100's of dollars cheaper than inferior units.


Smoke Detector

CONSUMER FLOP - CONSUMER FLOP CLUB, HOTEL, HOSTEL & MOTEL MANAGERS

PLEASE NOTE

One of the greatest consumer flops of the last decade was the Ionization Chamber Smoke Detector. Even though it is a brilliant product (reliable, compact, easy installation, fail safe etc) it just did not sell. Human nature being what it is finds safety oriented products just not worth the investment. We all know that accidents and fires never happen to US!! As smoke is the greatest killer in a fire, the market research gurus thought that such a product would have wide appeal. When they were \$49.50 no-one wanted them. The price fell to a very reasonable \$29.50 and still they stayed on the suppliers shelves. We have now been instructed to clear them for less than 1/2 of \$29.50

- Contains Americium 241
- Ionization Chamber
- 9V Mallory Duracell included
- Contains very loud solid state buzzer
- 12 month factory warranty



GENERAL ELECTRIC

Grab One NOW \$14.50

* FAMOUS * GENERAL ELECTRIC *
BURGLAR ALARM SLASHED!!!
HUGE SCOOP PURCHASE - ONCE SOLD FOR OVER \$100

Slashed to \$29.50



Amazingly low price for a full feature ultrasonic proximity/burglar alarm. + Completely self contained + 12 month manufacturer guarantee + Instant or delayed alarm + Handsome imitation woodgrain + Cabinet measures 180Wx85Hx100D + Programmable multi-code disable switch + Single 9V Alkaline battery * lasts one year + Unit beeps when battery gets low + Contains receiver element designed for greater sensitivity without false triggering + Uses State-of-the-art LSI circuitry + Worth the money in parts alone + Comprehensive 24 page manual included + Comes complete with 4 window deterrent stickers + Absolutely no installation needed. * Battery extra

SAVE A FORTUNE - COMPARES WITH UNITS OVER \$100

Below cost distress stock - Factory orders to sell.

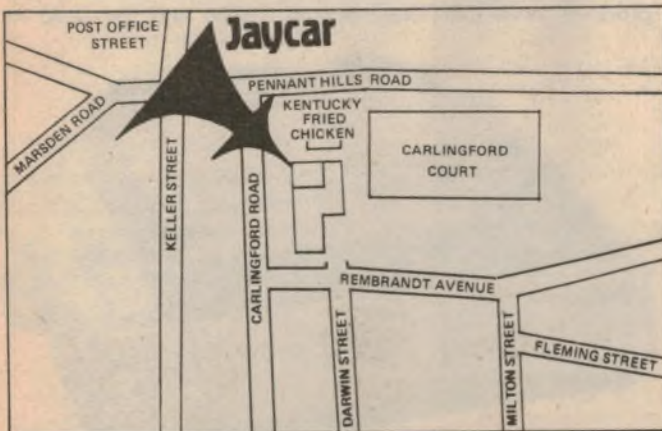
LAMP/CdS CELL ARRAYS

ONLY 1.95 each



Extremely useful component. At one end of an enclosed tube a filament (long life) lamp. At the other end a Cadmium Sulphide cell. As the current thru the lamp increases, the resistance of the CdS cell decreases.

- Provides dielectric isolation between circuits.
- Ideal as "noiseless" volume controls.
- Can be used in volume compressors etc.
- Many other uses.
- Globe voltage 6-24V.
- Very compact dimensions.



give your projects a touch of Glass...

High Quality Phenolic Standoffs. Most with brass threaded inserts. Metric 3mm x 5mm ISO screws. We have the largest range in Australia of these hard-to-get components.

Size	Pack Qty.	Price	Price Bulk (100 mixed)
*10	6	\$1.50	0.19 ea
†15	5	\$1.65	0.25 ea
†20	4	\$1.75	0.30 ea
†25	4	\$1.85	0.32 ea
†30	4	\$1.95	0.35 ea

Sizes in mm
* Bakelite thread † Brass thread



JAYCAR

125 YORK ST SYDNEY 2000
Ph. 2646688 Telex: 72293
Mail Orders To:
Box K-39 Haymarket 2000

POST AND PACKING CHARGES
\$5-\$9.99 (\$1.20) \$10-\$24.99 (\$2.40)
\$25-\$49.99 (\$3.60) \$50-\$99.99 (\$4.80)
\$100 up (\$6.20)

NEW SHOP HOURS
Mon-Fri 8.30 to 6.30pm
Sat 8.30 to 12.00pm
Thurs night to 8.30pm

NEW STORE opening October in Carlingford
AT CARLINGFORD COURT NEXT TO KENTUCKY FRIED CHICKEN

Choosing a printer: a buyer's guide

Choosing a printer for your personal computer is not the simplest of tasks. The information presented here can make it easier for you to make your decision.

by SCOTT PARKER

ONCE THE PROUD OWNER OF A PERSONAL COMPUTER has learned how to operate his machine, write programs, and beat the computer at some of its games, he tends to turn serious. He'll prepare his taxes, perhaps file his wife's favourite recipes, and use his computer to keep track of his stamp, coin, or record collection. If he owns a business, he may file his inventory, prepare payrolls, and list bills on the computer. At this point he can no longer rely on his CRT display alone for there comes a time when the data from the computer cannot be analysed sufficiently while the user stares at his display. He needs hard copy, on paper, to put in his briefcase, to carry to meetings and discussions, and to distribute to others involved in decision-making.

So it's off to the computer store to select a printer. And that's where the fun (or frustration) begins. A multitude of different models are available from close to 100 printer manufacturers. Salesmen will confront the puzzled buyer with a flurry of terms such as "dot-matrix", "KSR or RO", "daisy wheel", "pin feed", "characters per second", and the like. So, rather than face that bewildering barrage of terms unprepared, it is appropriate for the prospective buyer of a printer costing from hundreds to thousands of dollars to learn a bit about them before taking the plunge.

To start, let's differentiate between a *print head*, a *printing mechanism*, and a *printer*. A *print head* is the component that creates the character on the paper. It can be a dot-matrix impact-type, thermal non-impact-type, or one of a number of other designs. Without the mechanical elements to move that print head to the proper position, without the electronics to control positioning and carriage return, the print head is entirely useless.

The *printing mechanism* is a mechanical assembly, including a print head, with the necessary gears and drive to perform the movements required for printing; it may or may not include a cabinet or electronics section. The *printer* is the complete assembly, including print head, printing mechanism, cabinet, and the necessary electronics.

KSR and RO


Printers can be classified in a number of ways. First, whether they include a keyboard to enable them to send, as well as

receive, data. A printer/terminal includes a keyboard that permits the user to input or output data by direct connection to the computer, or via a telephone line and modem. Those two-way units are called KSR (*Keyboard Send/Receive*) printers. Many manufacturers supplying KSR's also market similar assemblies — less the keyboard and output-electronics section — that serve as one-way or *Receive-Only* (RO) printers.

Impact vs non-impact

Impact printers generate a character by having the print head strike the paper through an inked ribbon; portable and office typewriters are common examples of impact printers. Non-impact printers generate characters without mechanical force; the small thermal printers in some low-cost printing calculators are examples of non-impact printers.

Impact printers have two major advantages over their non-impact rivals: they produce high-quality print, and can provide multiple copies. Their major drawbacks are a high noise-level and low speed. Non-impact printers are quiet and many are low in cost. They generally operate at much higher speeds than impact types. Their drawbacks include the inability to produce more than one copy at a time and the need for



Epson MX-80 dot matrix printer offers many features. (Photo courtesy of Micro-80, PO Box 213 Goodwood, SA).

relatively expensive paper. Also, their outputs is frequently less legible than that of impact types.

Impact printers that use solid type-fonts (as opposed to dot-matrix fonts) have their character sets on cylinders, balls (like the IBM *Selectric* print-elements), drums, bands, or wheels. As the computer informs the printer of the character required, that character is moved into position and struck so that an inked ribbon makes an impression on the paper. The next character is then moved into place and the process is repeated.

Non-impact printers include thermal, electrosensitive, ink-jet, and laser types. While the latter two are still far too expensive for the personal-computer user, thermal and electrostatic printers are generally available for less than \$1000 and that, coupled with their quietness, makes them well suited to home or small-business applications.

Low-cost printers (under \$400) in those categories may use narrow rolls of paper, similar to those used by printing calculators that are limited to 32 characters (or columns) per line. Printers costing over \$500 generally accept 8½ inch wide paper and can print 80 or more characters per line.

Generally speaking, printers selling for under \$1000 are of the dot-matrix type (with the exception of used Teletype machines). Dot-matrix printers with special features — like very high speed, or special head or paper-movement capabilities — may be more expensive.

In the \$2000-and-up range are the "solid-character" printers using "golf balls", daisy wheels, or thimbles. They offer very high print quality, suitable for business letters and lengthy reports.

Serial printers vs line printers

Printers can also be classified as *serial* or *line*. *Serial* printers — which are what we are discussing here — print one character at a time. *Line* printers print an entire line at a time and are generally used where very high volume and speed are required, as in the case of printing thousands — or even millions — or mailing labels or paychecks.

Serial printers have a single print head that moves horizontally across the page, printing one character at a time. If the printer is fast enough, it can print each character as it is received from the computer; otherwise the data must be stored in a *buffer* and fed to the print mechanism more slowly.

Line printers contain many print heads and hammers, or print actuators — one for each column. When an entire line's worth of characters has been stored in the line printer's buffer, the print mechanism is actuated and the entire line printed at once.

Speeds of serial printers are usually given in characters-per-second (cps); speeds of line printers are specified in lines-per-minute (lpm). A low-speed line printer may be rated at 300 lpm, a medium-speed one at 300-600 lpm and a high-speed one at over 600 lpm.

Typically, dot-matrix serial printers operate at speeds in the range of 60-400 cps. "Solid-character" serial printers operate at the rate of 25-60 cps.

Naturally, the high-speed line printers are considerably more expensive than the slower serial printers. The most popular types of line printers are *drum*, *chain*, and *scanning matrix*.

Fully-formed (solid) or dot-matrix characters

Depending on the type of printer used, the characters formed may be either *fully-formed* (solid, typewriter-quality) or *dot-matrix*.

Dot-matrix characters are formed by a series of dots arranged in a matrix measuring from four to seven dots horizontally by seven to nine dots vertically (see Fig. 1a). Thus, a 7 × 7





Fig. 1 Dot matrix characters are formed by dots in a grid, as at top. In 1b, dots in a 7 × 9 matrix form letter "A".

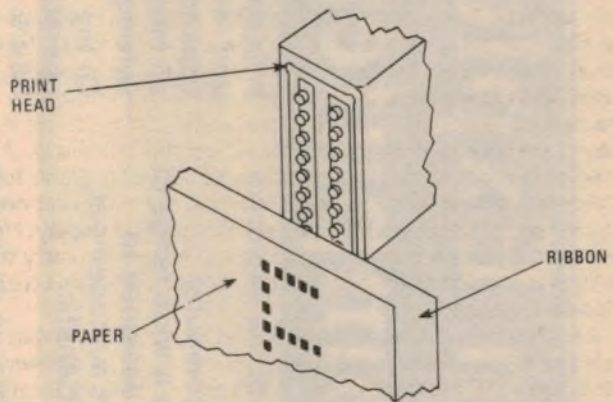


Fig. 2 Pins actuated by solenoids produce the dots that form characters in an impact type dot matrix printer.

matrix could have up to seven dots in both directions. Characters are determined by the number and positions of the dots within the matrix, as shown in Fig. 1b. Since the characters are not formed from continuous lines, legibility is not as good as that obtained from printers using fully-formed characters. The more dots used in the matrix, however, the better the appearance will be.

Impact-type dot-matrix printers produce characters using a moveable print-head mechanism that consists of solenoid-actuated pins arranged as shown in Fig. 2. As data arrives from the computer, a character-generator ROM in the printer selects the appropriate dot-pattern for the character to be printed and energizes the solenoids required. The solenoids cause print needles to strike the ribbon and form the dot-pattern on the paper.

Some dot-matrix printers, instead of using a ribbon, make use of a special paper that contains "micro-bubbles" of encapsulated ink. When the bubbles are struck by the print needles they burst and release the ink.

One technique used to obtain higher-quality output from

Cash In On Explosive Growth. Join Computer Country.

Now you have a chance to get your share of the explosive growth of the microcomputer industry.

"COMPUTER COUNTRY" is a retail microcomputer showroom marketing concept which offers a wide range of microcomputer products and accessories designed to satisfy the requirements for small business management, personal use as well as educational and scientific applications.

Already one of the fastest growing companies in its field in Victoria.

COMPUTER COUNTRY is now ready to expand further via the area franchise method. Exclusive area franchises are now available for many parts of Australia.

FRANCHISE HOLDERS WILL RECEIVE:

- (1) A broad, full line inventory of small business and personal computer products.
- (2) National and local advertising support.
- (3) Complete technical and management back-up.
- (4) Assistance with finance.
- (5) Aid on site selection, staff training and store management.
- (6) The right to market exclusively made-for-Australia software packages.
- (7) Exclusive area franchises.

To qualify you do not need an in-depth knowledge of computers, just a strong desire to succeed in the business world.

A COMPUTER COUNTRY area franchise is a unique and rewarding venture in a highly dynamic and rapidly expanding field. It is more than a business, it represents an innovative approach to conventional problem solving.

Of the people you know today, probably very few can operate a computer right now. Yet, in the not too distant future, computer operation will become a basic element in day-to-day functions for anyone who works, plays or studies. As a COMPUTER COUNTRY area franchise, you can participate in the huge growth that is only around the corner for the microcomputer industry.

You can create for yourself more than just a successful business but a very valuable asset that will grow as you, the microcomputer industry and Australia grows in the 1980s.

**CALL THE MANAGING DIRECTOR NOW
BEFORE YOUR AREA IS TAKEN**

Come to
COMPUTER COUNTRY

338 QUEEN STREET, MELBOURNE, VIC., 3000
Tel. (03) 329 7533

CMS 9615 H

Choosing a printer

dot-matrix printers involves multiple passes of the print head across the same line, with the head position *slightly* offset for each pass. That allows more dots to be printed and creates denser, more legible, characters. The drawback, of course, is a reduction in print speed.

A recent innovation in the dot-matrix field is the "throw-away" print head. When it wears out — as will eventually happen in any case — no expensive service is needed. You can just unplug the worn-out head yourself and replace it with a new one that costs about \$30.

Cylinders, balls, and wheels

The earliest version of a full-character printer was the cylinder or Teletype, which had its type on a cylinder that rotated along a vertical axis on a moveable carriage (see Fig. 3). As the computer requests a particular character to be printed, the carriage moves to the correct location on the paper and the cylinder is rotated, and also raised or lowered, to place the proper character into position so that a hammer can strike and force the character against the ribbon, printing the letter on the paper. The Teletype models 33, 35 and 38 are considered noisy, slow (10 cps), unreliable and difficult to service — but they do fulfill the need for a low-cost printer.

The "golf-ball" print head (see Fig. 4) developed by IBM for its *Selectric* typewriters, contains a full set of characters embossed on a sphere. Printing is performed as the ball strikes an inked ribbon placed between the ball and the paper. When a change in font or typeface is required, ball replacement is simple and the cost for the print elements is low. Speed is relatively slow, about 15 cps, and the mechanism is quite noisy. However, print quality is good, and used, reconditioned models are available at low cost.

The daisy wheel, introduced by Diablo Systems, Inc in 1972, is three to five times faster than the "golf-ball" or cylinder types, with speeds up to 80 cps. Its name is derived from a resemblance to a flower with its petals outstretched (see Fig. 5). The mechanism consists of a central hub which has up to 96 arms, each containing an embossed character. When the required petal or character is rotated into the proper position, a hammer strikes the petal against an inked ribbon to produce the letter-image on the paper. The daisy wheel elements, available in steel or plastic, come in a variety of typefaces and can be interchanged simply and rapidly. Print quality is very good but noise level is somewhat high.

Thermal, electrosensitive and ink-jet printers

The thermal matrix-printer is a popular form of a non-impact system. As the print head moves horizontally across the specially manufactured paper, characters are formed as the heating elements in the print head discolour the paper into a dot-matrix pattern. Thermal printers are light, compact and quiet, and the print head is inexpensive and easy to replace. However, the heat-sensitive paper is expensive and only one copy at a time can be produced.

The electrosensitive matrix printer requires a special aluminium-coated paper which forms a dot-matrix pattern when voltage is applied between the print head and a metal plate, burning off the aluminium to expose a black layer below. The paper travels between the print head and the metal plate (see Fig. 6). As data is fed to the print head, electrodes in the print-head housing are pulsed selectively, causing a charge to jump between the electrode and metal plate (rear electrode), creating black dots on the paper and thus the character. Although the electrosensitive printer is inexpensive and its quality is good, paper is expensive and requires delicate handling. A newcomer to this printer family is the laser printer which uses a low-power laser to burn dots off a specially-treated paper.

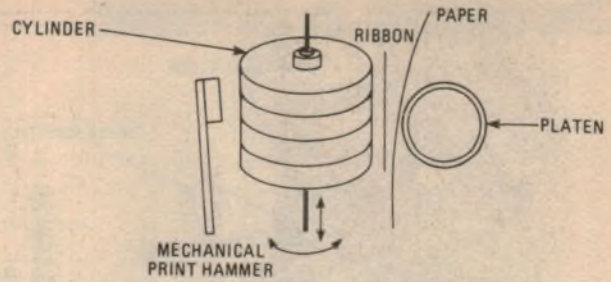


Fig. 3 Cylinder printers use a rotating cylinder on a moveable carriage. When positioned a hammer strikes cylinder.




Fig. 4 IBM Selectric print head is a "golf-ball" sized sphere embossed with a full set of characters.

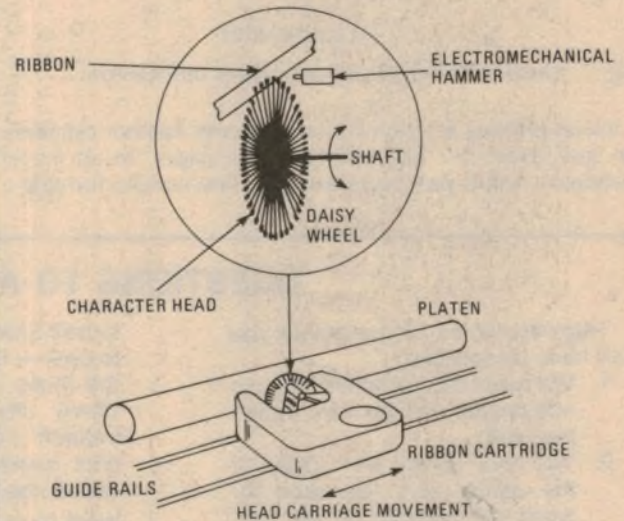


Fig. 5 Daisywheel printer is much faster than a Selectric. The print wheel gets its name from resemblance to the flower.



C-Itoh FP-10 daisywheel printer is fast (40cps) and economical. (Photo courtesy of Dick Smith Electronics Pty Ltd).

Choosing a printer

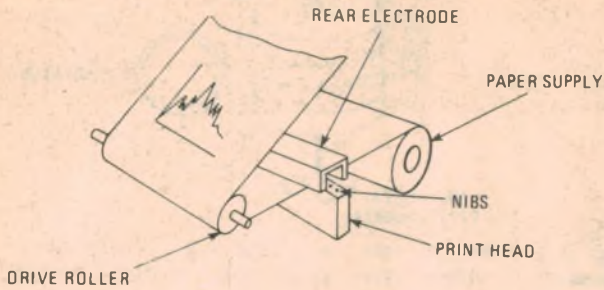


Fig. 6 Electro-sensitive printer "burns" characters on paper.

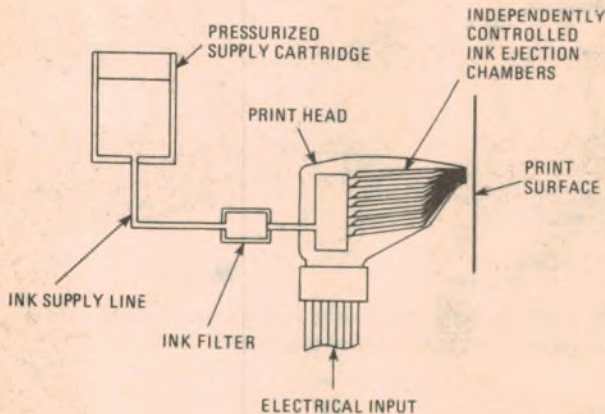


Fig. 7 "Drop-on-demand" ink jet printer mechanism.

Ink-jet printing is a non-contact process. Neither cylinders nor "golf balls" nor ribbons touch the paper. In an ink-jet mechanism, ink is pumped through a tiny nozzle, forming a

steady stream of fluid; the nozzle is vibrated to modify the stream into a series of droplets rather than a steady flow. As an individual droplet leaves the nozzle and is directed towards the paper, its position is controlled so that its final placement, relative to other released droplets, will form the desired characters.

Several droplet-placement techniques are in use, including electrostatic deflection, controlled nozzle movement, and controlled paper movement. Another technique involves the use of a number of independent nozzles tightly packed into a print head with selective firing of individual nozzles determining character creation. In the "drop-on-demand" technique, shown in Fig. 7, an electrical signal, is converted into a pressure pulse in the ink chamber. That causes droplets of ink to be discharged from the independently controlled ejection chambers and form printed characters.

Serial vs parallel transmission

Computers transmit data to a printer in either serial or parallel format. In serial transmission, single bits of a byte follow each other in a steady stream; in parallel transmission, all the bits required to define a character are routed along parallel wires at the same time. Therefore, serial transmission is slower than parallel transmission. However, only one communications channel is required for serial transmission which means that serial data can be transmitted over a telephone line; in addition, serial data can be transmitted over a longer distance than parallel data without the need for special amplifying repeaters.

Serial data-transmission can be synchronous or asynchronous. In synchronous transmission, it is necessary for the system to be aware of the exact time-position of each data byte representing a character to be fed to the printer. The flow of characters is split into blocks, with all bits in each block transmitted at equal time intervals. Even if no data is fed during a brief time period, data bits, called "nulls" must be used to fill in the blocks. Stable oscillators act as clocks at both ends of

QUESTIONS TO ASK BEFORE BUYING

Here are some of the points you will have to consider:

1. Will noise be a problem? If so, a non-impact printer is recommended.
2. Will print quality be critical? If the printer is to be used for word processing or for correspondence, a full-formed-character printer is the best choice.
3. Will multiple copies (for billing, records, etc) be required? If so, a non-impact printer is ruled out.
4. Will frequent changes of typeface be required? If so, a printer with interchangeable elements ("golf balls" or print wheels), or a programmable matrix-printer, will be needed.
5. Will a lot of printing be done? If so, paper costs could become prohibitive if a thermal or electro-sensitive printer were used. (Also make sure that ribbon changes on impact printers are simple to accomplish.)
6. How fast does the printer have to be? Speed is directly related to cost — the faster the printer, the more expensive it will be. There also tends to be a tradeoff between speed and print quality — the higher the speed, the lower the quality.
7. What form of paper transport is required? For continuous-form paper, or for multiple copies, pin or tractor feed is the choice.
8. Will the printer be running unattended? If so, it should have alarms and/or shut-off devices to handle "out-of-paper" and other situations.
9. What is the maximum number of columns (characters per line) that will be required?
10. Will both upper and lower case characters be required? Will any special characters or symbols be needed? Make sure they are available.
11. Will a one-way, receive-only (RO) device be sufficient or will a two way (KSR) unit be required? The obvious choice is a

RO printer, but give some thought to future needs.

12. How reliable is the printer manufacturer? How long has he been in business? What have you heard or read about his equipment? A "steal" on a printer whose manufacturer has gone out of business could mean problems should the device require parts or servicing.

Don't be afraid to ask questions — of yourself, of dealers, and of printer owners at local computer clubs. Remember, you'll be spending hundreds — if not thousands — of dollars on a piece of equipment that you'll be depending on for years.

Take your time; call or write to manufacturers for specifications or definitions of terms on their data sheets. And, once you've made up your mind, visit your dealer and ask him to let you get some first-hand experience with the printer you've chosen to make sure it really is right for you.

Computer Owners
LIMITED OFFER!

SAVE A FORTUNE!

BUY ONE OF THESE QUALITY PRINTERS NOW!



ON THIS BEAUTIFUL LITTLE

DOT MATRIX PRINTER

How's this for value! A tractor-fed impact type dot matrix printer for way under the cost of most thermal printers! It uses ordinary fan-fold sprocketed paper and features in incredible single hammer print-head, which means fewer moving parts — and fantastic reliability! And you have to see the high resolution graphics to believe them — software selectable! This amazing printer is fitted with a standard Centronics-type parallel data interface, making it compatible with most current computers! Dick's done it again! Cat X-3252

WAS ~~\$495.00~~

NOW ONLY **\$399**

STOCKS LIMITED — YOU BETTER BE QUICK!

FAN FORM PAPER TO SUIT

200 sheets of continuous fan form paper, 204mm wide with sprocket holes.

Cat X-3254 \$27.50

REPLACEMENT RIBBONS

Cat X-3253 \$8.95



OUR TOP SELLING PRINTER! FAMOUS

ITOH DOT MATRIX

We've sold more of these superb printers than any other type. The Itoh 8300P offers so many advantages over its competitors ... not the least being the price! It features high speed, bi-directional printing (125 ch/sec) with a full upper and lower case character set, and accepts standard fan form sprocketed paper up to 240mm wide. Why not check it out? But you better hurry, stocks are limited and they won't last long at this price! Cat X-3255

WAS ~~\$970~~

NOW **\$799**


FAN FORM PAPER

2000 sheets, size 24 x 28cm, with sprocketed sides. Suits other tractor fed printers too.

Cat X-1189 \$35.00

REPLACEMENT RIBBONS

Cat X-3258 \$5.25



The Dick Smith

DAISY WHEEL PRINTER

Improve the appearance of your correspondence with this quality printer! It delivers ultra-sharp, clean copy at THREE TIMES the speed of a golf ball typewriter (40 c.p.s.) with fewer moving parts than other daisy wheel printers to improve reliability. If you buy a daisy wheel anywhere else, you're wasting money! Cat X-3265.

AMAZING VALUE AT **\$1995**

Uses standard paper, letterheads or continuous fan form paper!

7 day satisfaction guarantee!

If for any reason you are not satisfied with your purchase, return the goods to us within 7 days of purchase, in original condition and in original carton, and we will exchange or return your money less transportation costs. All sales dockets must be included when you return goods.


DICK SMITH ELECTRONICS

See Page 98 for address details



A332/PAI

Plug into 'Eveready' rechargeables.



Our rechargeable range, in popular sizes, can be charged up to 1000 times on the new model ACC50E Charger, thus offering an extremely economical power source to the heavy-battery user. Especially ideal for photo-flash, movie cameras, tape recorders, transceivers and electronic games and toys.

Please don't hesitate to call for further information.

EVEREADY

Rechargeable Nickel-Cadmium Batteries.

Union Carbide Australia Limited,
Battery Products Division,
157-167 Liverpool Street, Sydney.
Phone: 269 0656

SALES OFFICES:

Brisbane: 47-49 Sherwood Road,
Toowong. Phone: 371 6877

Adelaide: 121 Greenhill Road,
Unley. Phone: 272 0611

Melbourne: 14 Queens Road.
Phone: 26 1241, 26 2332.

Perth: 901 Hay Street.
Phone: 321 2926.



Eveready and 'Union Carbide' are registered trade marks 085 P834A

buy 30 years of experience in electronics

R.H. Cunningham suppliers and innovators in the audio and broadcasting product field, have the professional expertise in both the technical and service areas to support the products they sell.

Products:

1. VSC - Variable Speech Control Tape Recorder
2. Sound effect Vocoder - VSM 201
3. Universal level meter
4. Dowkey Series 60 SPDT Remote Coaxial Relay
5. Impedance meter ZP3

All of the above products are available from

R.H. Cunningham
PTY. LTD.

146 Roden St., West Melbourne, Vic. 3003. Tel. 329 9633 Telex 31447.
4-8 Waters Rd., Neutral Bay, NSW. 2089. Tel. 909 2388. Telex 21707.



Choosing a printer

the transmission to maintain synchronisation and precise timing. The computer, acting as the transmitter, starts each block with a series of synchronisation signals to denote the start of a block and thus synchronise the oscillators; the block is generally ended with an error-checking character.

Asynchronous transmission is less complex and does not rely on precise timing-blocks. The receiver (printer) and transmitter (computer) are synchronised by a "start bit" which is inserted before the bit-pattern for a character and a "stop bit" added after the character. Specific spacing between bytes is not required; however, it is necessary to establish the baud rate, or transmission speed in bits-per-second, between the transmitter and receiver. Commonly used baud rates are 110, 300, 600, 1200, 2400, 4800, 9600, and 19,200.

Paper-feed mechanisms

An important, and commonly overlooked, consideration in printer selection is the paper-transport arrangement. The three common transport mechanisms are friction-feed, pin feed, and tractor feed.

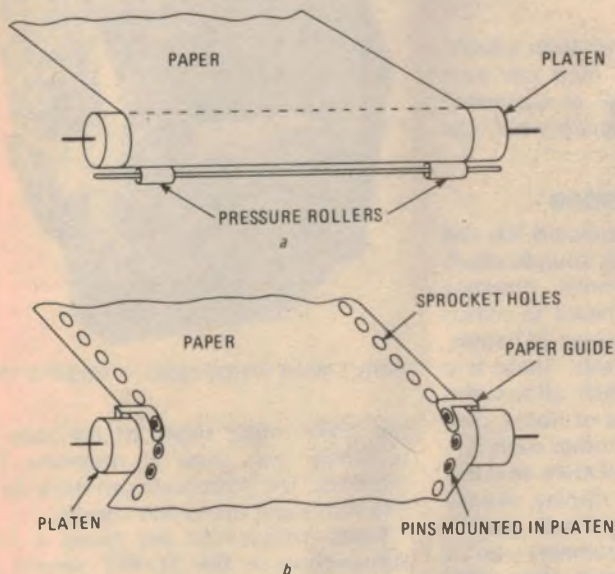


Fig. 8 Friction feed paper handling (a) works well if one copy is required. Multiple copies require pin or tractor feed (b).

In a friction-feed system, like that used in an office typewriter, gear-driven rollers hold and move the paper (see Fig. 8-a). The system is simple and relatively trouble-free, provided a single sheet of paper is used; when multiple sheets are loaded, it is not uncommon for them to become misaligned.

To solve that annoying problem, pin-feed systems (Fig. 8b) were developed. Metal pins are mounted around the outer rim of the platen and engage holes punched in the outer margins on the paper. That arrangement allows long rolls of paper (with multiple copies if desired) to be used without alignment problems. Since the pins are at a fixed distance apart on the roller, only one width of paper can be used.

To accommodate a variety of paper widths, the tractor-feed mechanism was developed. The pins in the platen are eliminated and adjustable sprockets are connected to two chain-drives that slide on rods extending the width of the paper opening. A gear train, driven by the paper-feed drive-motor, turns the sprockets, which pull the paper as a tractor would pull a cart. The sprockets can be moved and locked to handle any paper width.

Reprinted with permission from Radio Electronics, Oct 1981. Copyright Gernsback Publication Inc 1981.

UNBEATABLE PRICES

sabtronics

FREQUENCY COUNTER 8610A & B




- GUARANTEED 10Hz to 600MHz
 - TYPICAL 5Hz to 750Hz
 - SENSITIVITY 10mV RMS to 100MHz & 70mV to 600MHz
 - GATE TIME 0.1 1 10 SEC
 - AGEING RATE \pm 5PPM/YEAR
 - TEMP STABILITY 1PPM/C^o
 - INPUT PROT 90V RMS TO 10KHz
- 8610A 8 DIGIT**
KIT \$159 + \$18.38 TX
ASS \$172 + \$18.38 TX
- 8610B 9 DIGIT**
ASS \$175 + \$19.95 TX

FUNCTION GENERATOR 5020



- 1Hz TO 200KHz
 - SINE SQUARE & TRIANGLE
 - DC OFFSET
 - SINE WAVE ACCURACY 1%
 - OUTPUTS
 - HIGH 10 VPP 600
 - LOW -40 dB
 - TTL
 - SWEEP INPUT 100:1 RANGE
- 5020 KIT**
\$130 + \$13.92 TX
- 5020 Ass**
\$155 + \$13.92 TX

DIGITAL MULTIMETER 2015 (10 AMP)



- BASIC ACCURACY 0.1%DC. 0.5% AC
- DC & AC VOLTS 100 μ V to 1000V
- AC VOLTS TO 40KHz
- DC & AC AMPS 0.1 μ A to 10A (2A on 2035)
- RESISTANCE 100n to 20M
- OVERLOAD PROTECTION TO 1.2 KV DC OR PEAK AC
- DIODE TEST

- ◀ **2035 (2 AMP)**
- 2037 (2 AMP WITH TEMP PROBE)**
- 2015 ASS \$140 + \$15.32 TX**
- 2035 KIT \$110 + \$13.28 TX**
- 2037 ASS \$145 + \$15.32 TX**
- 2037 KIT \$135 + \$15.32 TX**

Batteries Not Supplied
 Postage & packing \$3.00

CHRISTIE RAND Pty Ltd

PO BOX 48, EPPING, NSW 2121
 PHONE (02) 868 1209



All the latest gadgets at the . . .

Chicago Consumer Electronics Show

George Tillet, our correspondent in the United States, visited the most recent Consumer Electronics Show in Chicago and reports on some of the novel electronic gadgets being offered to the public, with computers in various guises being well to the fore. A separate report on the audio section of the show appears on page 34.

The "wonderful world of computers", in one form or another, took up a lot of space at the Show. Electronic video games are extremely popular just now, but small computers for home use are rapidly gaining a significant share of the market.

Commodore's Model 64 was described by the American Express as, "The MPU industry's most outstanding new product introduction since the birth of the industry". It can use standard peripherals and the addition of an IEEE48 cartridge will enable it to run other peripherals including CBM printers and disc drives. Another feature is its capability of using a Z-80 add-on processor board to run CP/M. The 40 column by 25 line screen and 16 colours, plus its 64K of RAM help to give it one-third more computer power than the Apple II+, at less than half the price — US\$595.

Commodore's MAX machine uses a new MPU, the 6510, to produce a variety of music and sound effects. There are three "voices" each with a 9 octave range and the instrument is said to "command amazing orchestration when used with a

good quality audio system". With a BASIC language cartridge, MAX users can learn the fundamental language of computing and write their own programs which can include maths functions.

Music Maestro Please

Casio's new musical keyboard lets the user create 1000 different sounds which are stored in 10 memories. Arpeggia patterns can be programmed to match the music by reading in up to 127 steps, nine note pitches and rests. There is a built-in "Sequencer" which allows the user to program a series of notes, play the sequence and create other sounds — all at the same time. Other features include digital frequency display, vibrato sustain, delayed vibrato and pre-set sounds for such instruments as a bassoon, pipe organ, and flute. The keyboard is a full size 61-key model.

Another musical instrument from Casio is the CT-701 computerised electronic player piano. It uses a "miracle wand" or scanner which is passed over a printed



Sony's wrist watch radio — smallest yet?


bar code music sheet so the tune is instantly put into a memory for playback. The instrument can store up to 345 notes and up to 201 chords.

Texas Instruments are giving a free subscription to the TEXNET service to buyers of their home computer package. Features of this service include market reports, commodity news service, educational programs, sports, news and information originating in the central computers of SOURCE, a Reader's Digest Telecomputing subsidiary.

The most inexpensive computer at the Show was the Timex-Sinclair Model 1000 which is made in Scotland. It costs less than \$100 and is a modified version of the Sinclair ZX-81. Among the features is a 40 key pressure-sensitive keyboard, 24 line black on white display, 37 standard graphic symbols, 2Kbyte static memory, 8Kbyte system ROM, BASIC interpreter and a built-in RF modulator.

Hardly Cricket, Old Man


Do you play golf? If so, Mitsubishi have just the gadget for you — the GL-500 Golf Trainer. It consists of a computerised display unit mounted on an artificial grass mat base. As the club passes over this base, the shot is detected by four sensors and the data displayed. This



Casio's MT-70 is a miniature keyboard instrument with fully automatic playing capabilities. The light pen scanner can read music printed in bar code form.



Golf in the computer age – the Mitsubishi GL-500 Golf Trainer.



Mitsubishi's computer controlled "Move-Master" robot arm.

includes head speed, head angle, hitting area of club, shot direction, and the difference in distance between the aimed and actual point at which the ball would land. Now if they would only make a similar device for cricket . . .

An interesting telephone adaptor was shown by International Mobile Machines and it is intended to screen phone calls, to tell you who is calling and it also features a memory. It works like this: whenever someone dials your number, the phone will not ring but a pleasant synthesised female voice asks the caller to enter their personal access code by pressing the appropriate buttons. If the code you've authorised is entered, the number appears on a digital display so you know who is calling and who the caller wants to speak to.

If the phone has been unattended a touch of a button displays the access codes of all those callers who have tried to reach you. The system is called "Privecode" and one of its uses is to stop people from being bothered by wrong numbers, obscene calls, and slick salesmen.

Mitsubishi were demonstrating what they called a "Micro Robot Mini Computer System" which consisted of a keyboard computer with display, plus a "mechanical arm". This is a jointed structure mounted on a base and powered by six drive motors. There are five degrees of freedom, with independent rotation around six independent axis with a multi-location memory.

The device, called a Move-Master, can be controlled by a number of standard computers but the MX-6000 was specially designed to interface. It has a 125mm green display, 64K dynamic

RAM, floppy disc, 640 character display and an impact-type dot matrix printer. Programming languages include BASIC, assembler, and a new robot-oriented language called M-Roly. What can this robot be used for – apart from handing its owner the telephone? Well, the makers say it is useful for getting practical experience in robotics (there's a new word for you!) either for the hobbyist or for education.

In Brief

Prize for the smallest radio must go to Sony's wrist watch model which uses

one-chip technology. A four-function LCD displays time, alarm time, and AM station frequency. Loudspeaker is a one-inch model... Marantz were demonstrating the "Sing Along System" which uses a cassette deck with special tapes so the lyrics of popular songs are displayed on a screen... Texas Instruments were showing the "Magic Wand" reader designed for young children. It features an optical scanner built into a "Magic Wand" to read talking book codes which are translated into "human-like" voices. The vocabulary consists of 200,000 words and there are various sound effects and songs. 🎧




At the Chicago Consumer Electronics Show visitors could try everything from a game of "Dungeons and Dragons" to the latest in computer musical instruments.

ROD IRVING ELECTRONICS

425 HIGH STREET, NORTHCOTE 3070, MELBOURNE, VICTORIA. Ph (03) 489 8131. Telex No. 38897

MIXER PREAMP TRANSFORMER **\$26.50**



Easy construction and versatile operation, this Preamp was for coupling with the 300W "Brute" Power Amp ETI 467 July 80

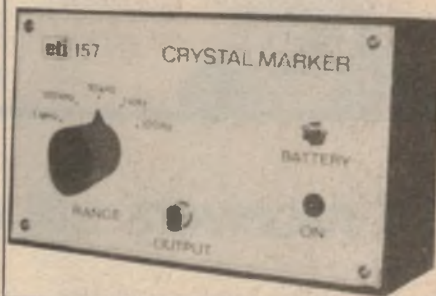
AUDIO TEST UNIT FOR CASS DECKS **\$47.50**




EA October 81

CRYSTAL MARKER (INC 1MHZ X) **\$34.50**

ETI 157 October 81




TV PATTERN GENERATOR **\$52.50**



Adjust your TV for a first-class picture with EAs crystal controlled TV Pattern Generator. EA June 80

BIPOLAR TRAIN CONTROLLER **\$28.50**

EA December 80



SLOT CAR POWER CONTROLLER (WITHOUT CASE) **\$70.00**



ETIs Slot Car Controllers will put more zip in your slot cars zap Plus Power Supply as indicated ETI December 81.

ETI 477 MOSFET MODULE **\$58.50**



Remember the great ETI 5000 power amp. With this module as the hub of the ETI 5000 and a transformer you get an amazing power output of 150W RMS
Plus Power Supply (No Trans) **\$49.00**
Plus Transformer **\$39.50**

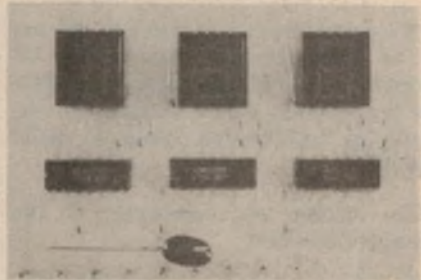
PC BIRDIES **\$14.50**



Granny's Birthday - PC Birdies.
Granny's got a birthday coming up and you don't know what to give her! Her cat ran away, her dog starved and the fish turned upside down. Well here's the perfect gift. A no-nonsense, no maintenance companion. The PC Birdies - She'll whistle, sing and dance for hours to this amazing electronic canary. EA May 81

DIGITAL COUNTER DISPLAY HE 114 HOBBY ELECTRONICS **\$13.50**

October 81



TRANSISTOR ASSISTED IGNITION **\$32.50**

EA November 79




WIND SPEED INDICATOR **\$43.50**

October 81



ETI 50W MODULE **\$17.50**
ETI 100W POWER AMP **\$22.00**
VERSATILE EPROM CARD **\$115.00**
MOVING COIL PREAMP **\$24.50**
MOVING MAGNET PREAMP **18.50**
DREAM 6800 **\$109.00**
445 STEREO PREAMP **\$8.25**

MUSICOLOR IV **\$79.00**



Add excitement to parties, card nights and discos with EAs new Musicolor IV light show. This is the latest in the famous line of Musicolors and it offers features such as four channel "Color Organ" plus four channel light chaser, front panel LED display, internal microphone, single sensitivity control plus opto-coupled switching for increased safety EA August 81

ETI SERIES 5000



Power Amp **\$289.00**
Pre-Amp **\$239.00**



FORUM

Conducted by Neville Williams

TV receivers still catch fire — occasionally!

I had thought that the subject of fires caused by TV receivers was now dead but, if so, it exhibits a remarkable disinclination to lie down! In the same week, I received in the post reports of two fires in TV receivers — one in a newspaper clipping from Port Augusta, SA, and the other in a letter from a Tasmanian serviceman.

The subject was first discussed in the May 1980 issue, in this column, following an explosion and fire in a home at Emerton, NSW. The incident had been reported widely in the popular media and built up into the proportions of a bomb scare. Without need to exaggerate, our "Forum" article in the particular issue began thus:

"If reports from the popular media are to be taken at face value, that TV receiver in your lounge room is a potential time bomb, with the ability to explode, to destroy your home, to maim and kill."

Our opinion and summation of the situation followed:

"If you're worried or apprehensive, forget it. Your emotions have been got at by well-intentioned but ill-informed people. Treated with ordinary commonsense, your TV set is no more a hazard than a hundred other things around the home."

Our "talking down" of the risk was a natural reaction to what we considered to be over-reaction to the Emerton incident, and to statements that simply didn't make technical sense. In particular, there was the much repeated claim that, if a TV receiver was not switched off at the wall outlet, power would "build up" during the idle period and be released in a surge when the set was switched on again. This could cause an explosion and fire.

However logical such a statement may sound to a non-technical reader, power just doesn't "build up" in that way.

If it did, then maybe we shouldn't be content with the wall switch either, lest power should "build up" in the wiring

embedded in the house walls! Let's turn off the power at the meter box!

But, while it is easy enough to discount unsound assertions and scare talk, that doesn't erase the evidence that TV receivers do sometimes catch fire.

And, while the incidence of such fires may be statistically very low, the fact is that they shouldn't happen at all. So faced with a couple of reports, in rapid succession, it is not unreasonable, once again, to ask why?

The newspaper report is in the form of a clipping from "The Trancontinental", Port Augusta, SA. It was under the heading "TV causes \$2000 fire" and we quote it as it appeared:

A fire, which started in a television set, caused \$2000 damage to a house in Harris Street, Stirling North on Saturday.

Mr Brenton Noll of the Stirling North CFS brigade, said one unit and nine members attended the fire when the alarm was raised at about 5.30pm.

Mr Noll said damage to the house was conservatively estimated at \$2000. Most of the damage was confined to the lounge room but the fire burnt through a wall into the kitchen, destroying a refrigerator.

The occupant, who was not at home at the time of the fire, had turned the television set off but not the power at the power point.

Mr Noll said this should serve as a warning that television sets should always be turned off at the power point.

"We have heard of fires starting like this from headquarter's bulletins, but this is the first fire we have experienced involving a television set," said Mr Noll.

Without knowing any more about the incident than is reported above, one

could scarcely offer any opinion about what happened.

It is noteworthy, however, that the Fire Officer quoted the desirability of turning off appliances at the wall switch — with the further implication that he was talking about all appliances, not just TV sets.

He did not mention the idea of a power build-up in the appliance, which is a technical fiction. But, leaving that aside, we are still left with a conflict in "official" attitude:

DIFFERENT ATTITUDES

Apparently, the Fire Authorities are still promoting the idea of switching appliances off at the wall. Presumably, it is on the assumption that it obviates the risk of failure of wiring and components in the appliance up to and including the appliance's own off-on switch.

Against this, in recent years, we have seen a proliferation of equipment which is intended to be plugged into a live power point, even when not in actual use. I refer to equipment and appliances with clock readouts, programmable on-off switches, memory dependant functions, etc. They won't even function properly unless they are so used.

Yet all of them will have been type approved by the electricity supply authorities!

In fact, as an exercise, I jotted down all the gadgets around my own home that are normally left plugged into a live power point. They clearly outnumber the few portable appliances that aren't! What's more, I don't imagine that other homes would score very differently.

Before enlarging upon those remarks, let's turn to the letter mentioned earlier, from an electronics serviceman in Tasmania. From here on, I quote the letter verbatim; except that I have deleted the brand of the receiver involved. I do so because there is nothing to indicate that there is an intrinsic problem in the particular model.

"In May and July 1980, the Forum column discussed exploding TVs and sought ideas on how the phenomenon

of spontaneous combustion might come about. The first article mentioned the old wives' tale of sets suffering from 'power build up' and eventually causing a fire. I would have thought that this idea had been well and truly scotched but I learned recently that it is still alive and well, and being promoted by people who should know better.

"A friend of mine complained one day of being 'worn out' after spending the weekend helping a neighbour clean up after a TV fire. At first I doubted that a TV could cause enough damage to require two men two days to clean up. Now I would believe anything!

"Further discussions revealed that the neighbour had been told by firemen that TVs store up power and can still cause a fire after being switched off. The neighbour was convinced that this is what had happened to his set, so I decided to stick my oar in and try to find out if the TV was being unjustly accused.

"I called on the owner and found him on the front porch sorting through books and papers which were liberally covered with greasy soot. A refrigerator stood nearby, also covered with smelly grime. I introduced myself and asked if I might inspect the remains of the TV.

"I was taken round to the side of the house and shown the carcass of the TV. It had once been a 63cm model about four years old. The chipboard cabinet had not been totally destroyed but the interior was a wreck. The picture tube had gone; only the yoke and shadowmask remained. I looked for the power switch, but the top right hand corner was a barely recognisable lump of charcoal. The slider control knobs showed which side had been the front but the back was an indescribable mess of carbon and melted plastic.

SEAT OF THE FIRE

"I identified one of the fuses and part of the pushbutton tuner, but there was no hope of finding the real cause of the fire. All that could be determined was that the fire had started in that part of the set. Away from that corner the damage was less, and the small signal board on the left hand side was charred but not burnt.

"The owner's story of the event was interesting but revealed little. They had been watching the TV without any sign of trouble, then switched off and went to bed. Between five and 10 minutes later they were startled by a loud 'whumph' from the lounge room. The owner went to investigate and had the door open only inches when he was confronted by thick black smoke and a bright red glow from the vicinity of the TV.

"The fire brigade took care of the fire, and apart from the destruction of the TV, the only fire damage to the house was a 1 metre circle of burnt carpet. However,

the smoke damage had to be seen to be believed.

"The once bright walls are now a sombre black, despite having been washed down several times. The smoke has penetrated right into the plaster. All the drapes and some of the furniture will have to be replaced — the stains just cannot be removed. The smoke even penetrated into the kitchen and cutlery in a closed drawer is covered with the same sticky soot.

"Most of the smoke damage seems to have arisen from burning plastic. The picture tube surround had melted and run onto the carpet and burned vigorously until quenched by the fire brigade. The plastic control panel was completely consumed, as was the line output board and the power supply.

HOW THE BLAZES . . . ?

"I was still interested to find out how the fire might have started, so I went home to study the circuit and manual in the hope of finding a clue. The mains cable goes first to a double-pole switch, then to a pair of 5-amp fuses and a mains filter assembly. I would expect that the fuses would take care of a fault in the filter or another part of the set, even if power could get past the double-pole switch. So I decided to look into the possibility of a faulty switch. What follows can only be conjecture, because the switch didn't survive the incident.

"The set is switched by a special type of unit carrying the usual pair of power contacts and a single momentary make contact. I have never had trouble with this type in the particular set, but I have had to replace similar switches in other TVs because of loose contacts. The contacts pass through a small strip of PCB materials and are twisted to hold them in position.

"The active and neutral leads are separated on the switch body by about 1cm, but there is no barrier between them. If there was a stray wire on the soldered terminal, compounded by a loose contact, one could imagine the gap being reduced to a distance that could promote dust build-up. Tracking could then start between the active and neutral, leading to a general heating of the switch body. Then, at switch off, the loose contact could possibly spark, igniting the already hot switch body.

"I realise that this scenario is stretching credibility, but it's the only thing that can explain how the TV caught fire when switched off by an effective double-pole switch.

"I think the TV as such can be absolved from blame for this fire. The answer has to be a switch fault. The only other possibility would be a power supply fault but the fire didn't start there.

"Incidentally, the noise that alerted the

AUDITEC AUDIO MODULES THE HIGH QUALITY ALTERNATIVE

- Australian made
- Professional designs
- Carefully tested
- Rugged and reliable
- 12 month warranty




**009 120 watt
Power
Amplifier**



**048 Balanced
Mic Preamp**



**015 Unbalanced
Preamp**



**001 30 Watt Power
Amplifier**



**1045 Balanced
Mic/Line
Preamplifier**

For illustrated literature on our wide range of modules and amplifiers, write to

AUDITEC

Australia Pty. Ltd.

10 Waitara Avenue,
Waitara N.S.W. 2077

Or Phone: NSW: AUDITEC (02) 48 4116. QLD: DELSOUND
(07) 229 6155. VIC: ZEPHYR (03) 568 2922. SA

NEIL MULLER (08) 272 8011

NOW BIGGER SAVINGS for NZ hobbyists

System 80 BASIC
 Makes understanding of BASIC basic! Learn all aspects of your System 80. Great for those who have or are about to buy a System 80. Cat. B-6200 P&P \$2.00 **\$14.95 NZ**

System 80 Technical Manual
 For those who want to know what makes their System 80 tick. Explains computer functions, memory maps, graphic mode etc. Great for servicemen tool Cat. B-6210 P&P \$2.00

OVER 8,000 SOLD!

GREEN SCREEN



Provides a sharp, bright & jitter free image - certainly no eye sore! Ideal for the professional who doesn't want to spend a fortune. Cat. X-1198 P&P \$5.50

WHY PAY MORE?

ONLY \$395 NZ

Compare Dick Smith's prices to those you've been forced to pay in the past... And don't forget, we'll send any item anywhere in New Zealand from our Auckland Mail Order Centre.

NEW! Blue Label

P&P \$5.50

SYSTEM 80

NEW FEATURES FOR THE INCREDIBLY POPULAR SYSTEM 80

- 16K memory (expandable to 48K with X-4020 Expansion Unit)
- Full upper/lower case video display capability
- Built-in speaker
- Built-in cassette deck with level control
- Huge range of software programs (compatible with most Tandy TRS-80 programs)
- Works with any standard TV set
- Flashing cursor

AND LOTS MORE! Cat X-4005

"Overall, we are very impressed with the Blue Label System 80. On a dollar per function basis it probably represents the best value around for a ready-built computer. Other systems can be bought for less, but ultimately they are not as powerful or as readily expandable as the System 80. There is also the matter of software, and here the System 80 really scores, with hundreds of compatible programs available for the TRS-80 as well as those specially written for the System 80." Peter Vernon, Electronics Australia June '82

still only **\$1295 NZ**

CHEAPEST PER BYTE!



DICK SMITH DISK DRIVES

They cost so much less than other drives yet incorporate a high quality MPI B51 drive mechanism & 240V Power supply! 40 track storage capacity suitable for single or double density recording. Store over 180K bytes per diskette! Perfect for your System 80. TRS-80 etc. P&P \$5.50

\$825 NZ ea Already configured for 2 drives most users need: drive 0 (X-4060) & drive 1 (X-4061)

READ WHAT EA HAVE TO SAY:

NEW MODEL

EXPANSION UNIT

Now you can expand your System 80 up to 48K! Can control up to 4 single density disk drives & has provision for optional 16K expansion pack. S-100 interface card & RS232C interface. **WHY PAY MORE?** Cat. X-4020 P&P \$5.50

ONLY \$699.50 NZ



SCOOP PURCHASE

FAMOUS SENNHEISER MICS

Famous brand mics at such a low price! Great for the hi-fi or movie buff. Complete with stand. Cardioid (C-1021) & Omni (C-1020). P&P \$3 NZ

Save up to 30% ea \$38 NZ

OUR TOP SELLING PRINTER

ITOH DOT MATRIX

You get high speed, bi directional printing (125 characters per second), full upper & lower case, accepts 115mm to 240mm paper & MORE! Fitted with standard Centronics type parallel port. Complete with technical manual. Cat. X-3255 P&P \$5.50

VALUE AT \$1295 NZ

COMPARE THIS FOR VALUE!



DON'T BE LOST AT SEA

RADIO DIRECTION FINDER
 Great for campers, on the boat etc. Now you can locate a radio station's direction with ease. Receive: Long Wave, Medium Wave, FM Band, VHF Band, Marine Band. Cat. D-2820 P&P \$5.50

\$330 NZ

MELODY ALARM CHRONO WATCH

● dual time ● melody alarm ● LCD ● lap times ● with bracelet ● & MORE!
 Cat. Y-1044 P&P \$3.00

LOW PRICE \$39.50 NZ



NIBBLING TOOL

T-4940 P&P \$2 Value at only

QUALITY HOLE CUTTER

T-4870 P&P \$1.00

JUST \$8.50 NZ

Cut holes from 23mm to 101.5mm. Complete with Allan Key & centre drill.



DICK SMITH ELECTRONICS

Store Hours: Monday to Friday, 8.30am to 5.00pm

Prices correct & stock available at press time. DSEA328 C.J.M

98 Carlton Gore Rd, Newmarket, Auck. 1 Ph: 504 409

MAIL ORDERS: P.O. Box 9452, Newmarket.

BANKCARD WELCOME

owner was the picture tube breaking. Parts of the faceplate were found across the lounge, 4 metres away from the TV. So rim banded tubes are not always safe!"

J. L. (Geilston Bay, Tas.)

A word of thanks is due to J. L. for the most detailed report we have had to date on a "fire bomb" TV set.

His conclusion? As far as he could see, it was a case of tracking and arcing across the works of a double-pole mains switch, generating enough heat to set fire to nearby combustible substances.

If that was the case, the risk is not peculiar to TV receivers. Around my own home as I said earlier — I can think of quite a few units which are normally turned on and off by their own switches: TV receiver, VCR, hifi amplifier, tuner, tape deck, phono player, electronic organ, clock radio, electric blankets and sundry lamps.

Considered Australia-wide, that kind of list must add up to an enormous number of off-on switches built into appliances. By comparison, the number of switch failures leading to fires must be statistically miniscule.

But try telling that to someone who has just been through the kind of experience related in J. L.'s letter. Or, for that matter, to a fireman who has just had to squirt water and foam over a family's treasured possessions!

Maybe the message for the rest of us is to be less impatient with the bureaucrats who seem to spend long hours fussing about the fine points of mains wiring, terminations, anchor points, switches and so on. Maybe, without realising it, we have a few things to thank them for!

Also to do with the mains, I have a let-

ter to hand from a reader in Western Australia. It has nothing to do, directly, with the foregoing discussion on fire safety but is probably prompted by earlier debate about alleged equipment failure in that state. The problem of high mains voltage was specifically mentioned by correspondent K. C. (Fremantle, WA) on page 28 of the July '82 issue.

The most recent letter reads:

It may be useful to the discussion of voltage levels in WA to point to the limits prescribed by Australian Standard ASC1 — Standard Voltages and Frequency — to which Australian Authorities are subject. (At least I believe so.)

The nominal phase to phase voltage in WA is 440V, giving a phase to neutral voltage of 254V. The above standard allows a voltage variation of $\pm 6\%$ from the nominal. So a supply voltage of 269V (or 270V as described by K. C.) is allowable.

It would be interesting to know if electronic equipment designed for 240V can tolerate a continuous 270V. This is of obvious concern to users of such equipment in WA.

R. E. (Swan View, WA)

By way of comment, I have been reminded from time to time that the mains voltage is nominally higher in Western Australia (254V) than in the eastern states (240V). As I recall, this was the main reason why Australian power transformers once had a 260V extension to be the primary winding, giving the manufacturer/vendor the option of changing the power input wiring for use in WA or in areas where over-voltage was the rule rather than the exception.

Nowadays, Australian-made equipment tends to the exception rather than the rule and R. E.'s question really boils

down to a matter of how tolerant current Japanese/Asian equipment is to high mains voltage — to say 270V AC.

Asking around, there seemed little doubt that the major importers were aware of the matter, but not conscious of any present problem.

One executive admitted that there had been some problems "early on" when step-down transformers, motors and fans took unkindly to a combination of reduced frequency (50Hz instead of 60Hz) and increased voltage (240/250 instead of 220). But that was a long time ago, he said, and "nowadays Tokyo knows what we need."

"All our gear is intended to operate on 240/250V $\pm 10\%$... I think! That would be...er... 275V, which would take in the WA figure!"

A service executive from another company was rather more outspoken. He would be apprehensive, he said, about equipment brought privately into Australia with 110/220V mains transformers. Whether they would cope with WA voltages would be anybody's guess.

On the other hand, "Australianised" equipment marketed by major distributors would be designed for local mains voltages, in their case up to 300V AC.

Presumably, the power input circuitry can cope with an appropriately wide range of mains voltages, while internal voltage regulation looks after the critical DC levels. At least, in that respect, modern equipment is significantly ahead of the primitive supplies of bygone days, where you got out, pro rata, what you put in.

But, frankly, I'd like to leave the question open. While it is easy enough for executives in the eastern states to say "no problem", people on the spot might have quite different ideas.

How would you answer R. E.?

MASTER ELECTRONICS NOW!

The PRACTICAL way!

This new style course will enable anyone to have a real understanding of electronics by a modern, practical and visual method. No previous knowledge is required, no maths, and an absolute minimum of theory.

You learn the practical, way in easy steps mastering all the essentials of your hobby or to start or further a career in electronics or as a self-employed servicing engineer.

All the training can be carried out in the comfort of your own home and at your own pace. A tutor is available to whom you can write personally at any time, for advice or help during your work. A Certificate is given at the end of every course.

You will do the following:

- Build a modern oscilloscope
- Recognise and handle current electronic components
- Read, draw and understand circuit diagrams
- Carry out 40 experiments on basic electronic circuits used in modern equipment
- Build and use digital electronic circuits and current solid state 'chips'
- Learn how to test and service every type of electronic device used in industry and commerce today. Servicing of radio, TV, Hi-Fi and microprocessor/computer equipment.

New Job? New Career? New Hobby? Get into **Electronics** Now!

Post coupon now:

The Australian School of Electronics,
PO Box 108, Glen Iris,
Victoria, 3146

A Registered Correspondence College

FREE
COLOUR BROCHURE



Please send your brochure without any obligation to:

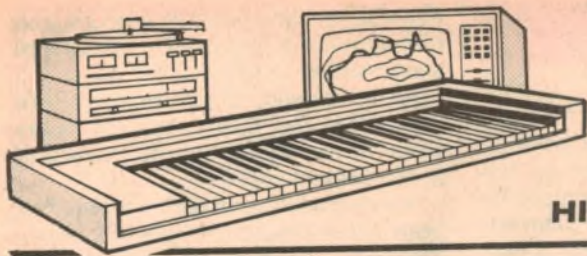
Name _____

Address _____

Post Code _____

EA 9/82





Audio-video Electronics

HIFI • HOME VIDEO • PROFESSIONAL AUDIO

George Tillett reports on the Chicago CES

Major exhibitions are a routine part of the American audio-video scene and the most recent Consumer Electronics trade show in Chicago lived up to best expectations with a record 72,000 visitors attending. They came to see the wares of over 1000 exhibitors in the huge McCormick Centre and in various hotels around the city.

Overall, the mood of the industry was one of cautious optimism, with most dealers looking for increased business as the political and economic climate (hopefully) improves.

As with other recent shows, the visual emphasis was on video – a term which now takes in computer-based electronics games, many of them embellished by synthesised speech.

But the big video news was from RCA, with the introduction of an advanced V-disc player featuring infrared remote control, a fast search speed (16X) in both directions, rapid access (120X) and stereo audio tracks with CX noise reduction. Similar advanced models using the RCA CED system were being demonstrated by Zenith, Toshiba and Hitachi.

RCA's Vice President, Thomas Kuhn said: "Despite the recession, US consumers spent more than \$90 million for CED players and discs in the product's first year."

The rival VHD system was being promoted heavily by Panasonic and JVC,

with programs in NTSC, PAL and SECAM. But actual commercial release has been postponed yet again!

The third system – Laservision – was represented by Pioneer and Magnavision, among others, with new models also featuring CX audio noise reduction.

Despite the visual dominance of video, there was plenty to grab one's interest in the audio-hifi field.

AR were demonstrating their new digital signal processor which compensates for loudspeaker/room deficiencies, more or less like other units which have appeared on the market recently. (See the dbx Equaliser and the Sansui Compu-Equaliser in our May '82 issue, pp 30-31. Editor.)

The AR unit is built around a central microprocessor chip, type TMS9995. The user has a hand-held control unit containing a high quality microphone.

In use, the listener presses a re-set button on the control unit, which causes a (presumably pink) noise signal to be fed through the amplifier to the

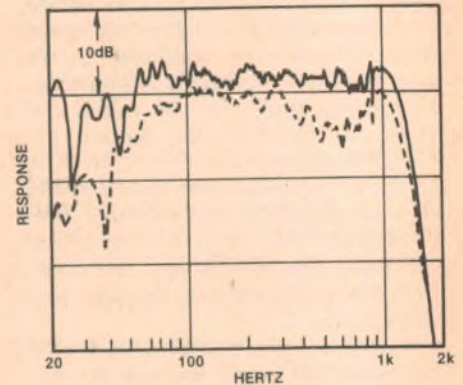


Fig. 1: A new signal processor from A&R compensates for loudspeaker and listening room deficiencies in the range up to 1kHz. The above curves show the acoustic response before (dotted) and after compensation.


loudspeakers, one channel at a time. The sound is picked up by the microphone, converted to digital information and compared in the microprocessor to the original signal. Filters in the left and right signal paths are adjusted automatically to compensate for the discrepancies.

The system operates over the lower end of the spectrum only, up to 1kHz, and a typical set of before/after compensation response curves is shown in Fig. 1.

CASSETTE DECKS

Last year Onkyo introduced a double cassette deck; this has now been joined by a "second generation" model, with other twin decks from Sansui, Hitachi, Sharp, JVC and Technics. Most offer a fast speed option for dubbing, so that a single side of a C.60 can be copied in 15 minutes.

Perhaps the most significant development in cassette decks is a revival of interest in microcassettes. Panasonic make a miniature model using dbx, while Sony's TC-MR2 is described as "the first home microcassette deck". One of its advertised functions is to make tapes for personal microcassette players. Few pre-recorded microcassettes are available at present but this situation could change quite soon.



Onkyo's double cassette deck has a play-only section on the left and a full record/play section on the right. With bias selection, Dolby and mic facilities available, it can be used as a normal domestic deck, but with direct 1:1 copying as an additional feature. Copies made at double speed typically sacrifice a small amount of top-end response. Other manufacturers are offering similar models.

Meanwhile, blank microcassettes using metal formulations are being marketed by Sony, Fuji and TDK, among others.

Yamaha's new M-70 power amplifier features the Yamaha "X" power supply which uses the signal to control the amount of supply current. A newly developed circuit called "ZDR" is claimed to cancel distortion originating in the output stages. Rated power output is 250 watts per channel into 8 ohms with less than 0.002% THD. Incidentally, ZDR means Zero Distortion Rule.

Maybe 250 watts is a lot of power — but here are some of the design features of Harman Kardon's Citation XX power amplifier, which was designed by the Finnish expert in amplifier esoterics, Matti Ojala:

- An instantaneous current capability of 200 amps so the amplifier can deliver 14,000 (yes, fourteen thousand!) watts per channel into a 0.35 ohm resistor under transient conditions.
- A low value of negative feedback.
- A dual power supply with a total capacitance of 80,000 microfarads.
- The use of three thick copper plates to form a low impedance transmission line from the power supply to the output transformer.

Rated power output is 440+440W into 4 ohms with no more than 0.1% THD. A unique feature which might appeal to the purist is a three-position switch for bias so the current can be adjusted according to the power level desired.

Last year, Denon proudly introduced a 200 watt "Pure Class A, No-Feedback" power amplifier and they now offer a matching preamp. This is the PRA-6000, which also uses no feedback. Equalisation and tone controls use passive circuits while the input switching is electronic, which eliminates "switching thumps". Price is a pretty steep \$3000!

HIFI RECEIVERS


There seem to be two main trends in receiver design, a move towards combination TV-AM-FM models which is just beginning, and an emphasis on such features as quartz synthesised tuning, digital display and other refinements for medium priced receivers.

For example, Sony's low-priced (\$250) model can put out 30+30W at less than 0.03% THD and uses a novel tuning system called "Direct Access". Similar to

Southern Engineering Products would seem to have achieved the unlikely, if not impossible, with their Southern Linear Arm. It is a linear tracking system which employs no servo drive. The cartridge pulls it along as it follows the groove.



The Technics RS-M212 double deck is expressly designed for making microcassette copies of compact cassettes — an activity that has proliferated overseas with the use of microcassette players. The compact cassette section is high quality replay only. Specifications for the microcassette section, with metal tape, claim a response to 15kHz at 2.4cm/s, S/N ratio of 53dB, and wow & flutter of .08% (WRMS).




For those who fancy rather more than the usual amount of output power, Yamaha are now offering this M-70 "Natural Sound" amplifier, boasting a power output of 250+250W, with less than .002% distortion. The switches and knobs at the right permit the selection and sound level adjustment for two pairs of loudspeakers.

a calculator keyboard, it controls AM and FM tuning and memory pre-set tuning, as well as function selection. Model number is type STR-VX22 and I ought to mention that it has quartz frequency synthesis with digital display.

Sansui's new top of the line receiver is

the Z-9000 which has a 120+120W rating. It uses the special "Feed-Forward" no feedback circuit, as employed in several Sansui amplifiers. Among the features is a preamp for MC cartridges, a 7-Band graphic equaliser, built-in reverb amplifier with 0 to 3 seconds delay, soft-





Several companies were exhibiting small loudspeaker systems for use in small rooms, caravans, etc. The pair on the left is from AR, type AR 1MS.

touch electronic volume control, mic mixing and a digital that doubles as a clock. A program timer is operated by a 10 button digital touch pad.

Bob Carver was cheerfully demonstrating his "miracle FM tuner" which is now in production. Not only is the sensitivity higher than average but the patented charge-coupled detector circuit eradicates multi-path distortion which can be a nuisance in large cities like New York.

Full details are not available but it is known that the circuit depends on the phase relationships between L and R channels. But it certainly works and works well. Stations that were too distorted to even understand the call letters were received with complete clarity at a touch of a switch!

The new Quad tuner is said to use, "Good ergonomics and advanced electronics to produce a tuner with exceptional audio performance and ease of handling". It has no controls, apart from the pre-set buttons, power switch and tuning knob. There is an integral microprocessor that stores the tuning information for each pre-set station and holds it for as long as five years, even if the unit is disconnected from a power source!


PHONO DECKS

Turntable prices are still coming down and there is now quite a choice in models priced well below \$150. As expected, there were several new linear tracking designs from manufacturers like Sansui, Luxman, JVC and Technics.

The most unusual was a precision linear arm from Southern: unlike all the other models now on the market, it doesn't use a servo drive mechanism as the record groove pulls the cartridge along and just like a conventional pivoted arm. In order to do this, arm

friction is very low indeed, so is the mass. It is actually made from a glass composition and weighs only 1.25 grams. A three-point suspension is used with stainless steel and sapphire bearings and it runs on 100% pure quartz rods.

Yet another unusual arm was the Townsend "Elite" which is a pivoted design with a difference. An extension section near the cartridge floats on an



This picture of the Acoustat ESL model Eight loudspeaker gives no hint of its true size but it is actually 239cm tall or, if you prefer, almost eight feet! The potential sound pressure level in a room is no less impressive.

arc-shaped trough filled with silicone to provide damping. This is done very effectively and the turntable base can be hit quite hard before mistracking occurs.

One of the issues causing argument among engineers is the proposed AM stereo transmissions. There are no less than five systems contending for acceptance: Magnavox, Belar, Harris, Kahn and Motorola. All employ some kind of phase modulation but the Kahn system has independent left-right sidebands while the Belar approach is to frequency modulate the carrier. The other three systems phase modulate the carrier.

Most of the Japanese manufacturers appear to favour the Magnavox system, although the Harris system, which was demonstrated at the Show, has several advantages. It has a wider bandwidth, separation up to 15kHz and the smallest occupied bandwidth. At the Show, Sansui were demonstrating a receiver equipped to receive signals from a local transmitter in the Kahn, Harris and Magnavox modes.

NOISE REDUCTION

Arguments are still going on, also, concerning the compatibility of the CBS CX noise reducing system. Fewer than two dozen CX records have been released, although some 200 are promised by the end of the year. Several receivers were to be seen featuring CX and a number of decoders are now available, while the system is being used in V-Disc players and VCR's.

I counted 17 compact digital disc players at the Show but only one company, Cybernet claim that units are being actually produced. The software situation is not too clear, although Polygram claim that they will release 200 to 300 records by the end of the year.

LOUDSPEAKERS

AR, as well as demonstrating the digital equalising system, also introduced a pair of loudspeakers in the Lambda range. A common magnet structure is used for the midrange and treble units so the dome diaphragms can be placed close together! only 50mm apart from centre to centre. This distance is less than the wavelength in the crossover region, so there are no phase aberrations. Hence the name Lambda, which in this context means "wavelength".

The AR9LS has two bass drivers, a 30cm and a 25cm model, while the AR98LS has a single 30cm unit.

JBL has a rather interesting four-way floor standing system which was in the shape of an asymmetrical pyramid, some 107cm high. The bass driver is a heavy-duty 36cm model with a 10cm voice coil and the midrange speaker is a 20cm

FEAST YOUR EARS ON TDK



We would be delighted to send you our free 26-page Guide to Better Recording.
Just write to: TDK (Australia) Pty. Ltd., Unit 5, Level B South, 100 Harris Street, Pyrmont, NSW 2009.

When buying TDK cassettes select from the D, AD and OD series for all decks,
the SA and SA-X series for high bias position and the MA and MA-R series for metal position.

"TDK does amazing things to my system."


Note: Any person practising tape-recording should observe the provisions of the Copyright Act 1968.

John Bevin TDK 05

AN INTRODUCTION TO
**DIGITAL
ELECTRONICS**
FOURTH EDITION

Electronic equipment now plays an important role in almost every field of human endeavour. And every day, more and more electronic equipment is "going digital". Even professional engineers and technicians find it hard to keep pace. In order to understand new developments, you need a good grounding in basic digital concepts, and An Introduction to Digital Electronics can give you that grounding. Tens of thousands of people — engineers, technicians, students and hobbyists — have used the previous editions of this book to find out what the digital revolutions is all about. The fourth edition has been updated and expanded,

to make it of even greater value.



ONLY
\$4.50
+ 90c
p&p

Available from "Electronics Australia", 57 Regent St, Chippendale. **PRICE \$4.50** OR by mail order from "Electronics Australia", PO Box 163, Chippendale, 2008. **PRICE \$5.40.**

**FUNDAMENTALS
OF
SOLID STATE**



ONLY
\$3.50
+ 90c
p&p

Fundamentals of Solid State has been reprinted, revised and updated showing how popular it has been. It provides a wealth of information on semiconductor theory and operation, delving much deeper than very elementary works but without the maths and abstract theory which make many of the more specialised text very heavy going. It begins with atomic theory, diode types, unijunction, field effect and bipolar transistors, thyristor devices, device fabrication and microcircuits. A glossary of terms and an index complete the book. Fundamentals of Solid State has also been widely adopted in colleges as recommended reading — but it's not just for the student, it's for anyone who wants to know just a little bit more about the operation of semiconductor devices.

Available from:
"Electronics Australia", 57 Regent St, Chippendale. **PRICE \$3.50** OR by mail order from "Electronics Australia", PO Box 163, Chippendale, 2008. **PRICE \$4.40.**

AUDIO-VIDEO ELECTRONICS — continued



Said to be the first home stereo microcassette deck — a claim that might be open to dispute — this Sony TC-MR2 has the normal range of facilities expected of a modest compact cassette deck. It has provision for normal and metal tape, connections for line, mic and headphones, and includes a tape counter plus twin level meters.

type. Upper midrange frequencies are handled by a 12cm cone unit and a 25mm dome tweeter takes care of the high frequencies. Power handling capacity is 400 watts.

Smallest system in the range is the L-15, which measures only 375mm by 248mm by 178mm deep. It has a 160mm bass driver with a 25cm dome tweeter.


Other high quality mini-systems were shown by AR, IMF, Onkyo, Celestion, Panasonic and Jantszen — the last named using electrostatic elements for mid and high frequencies.

One of the best demonstrations at the

Show was given by B&W with a new mini system measuring less than 250mm by 200mm by 178mm, which was designed for home or car use. Bass driver is a long-throw 100mm model and it crosses over at 3kHz to a three 19mm dome tweeter.

The Quad ESL-63 electrostatic system excited some interest, as did the latest full range ESL model from Acoustat. Their Model Eight stands 239cm high! Radiating area is more than 2sq m and it can put out a SPL of 125dB at about 8m in an average room. It weighs no less than 100kg, definitely not the system for a small apartment.

NEW FISHER HIFI SYSTEM RELEASED



System 550 is the first of the new full-scale hi-fi systems to be released in Australia. It incorporates a class A2 amplifier with an 80W rated output and a THD of not more than 0.009%. A full range of facilities is provided, together with a 12-band graphic equaliser. The tuner is a quartz locked synthesiser type with presets for 6 AM and 6 FM stations. Phono deck and cassette are both high performance direct-drive types and the loudspeakers are 3-way. For further information, contact Sanyo Aust Pty Ltd, 225 Miller St, North Sydney 2060. Tel: (02) 436 1122.

JBL: Suggested demonstration records

The distributors of JBL hifi products have circulated the following list of records which, they say, are noteworthy for their technical excellence. They may be expensive and difficult to obtain and find but most of them should be obtainable through record and hifi shops carrying audiophile discs.

1. Lincoln Mayorga and Amanda McBroom, **Growing Up in Hollywood Town**, Sheffield Lab 13. Vocals are beautifully recorded, and instrumental timbres are quite natural. "The Rose," played at a slightly elevated level, will really put a speaker through its paces.
2. Gino Vanelli, **Powerful People**, Mobile Fidelity MFSL1-041. Superbly produced male vocal album. Listen for clarity and transparency in the vocal lines.
3. Earl Klugh, **Finger Painting**, Mobile Fidelity MFSL1-025. Beautiful pop/jazz arrangements with lots of naturally recorded percussion details. Also available from Mobile Fidelity in UHQ "Super record" format.
4. **Take the A Train**, Toshiba-EMI LF-95011. This Japanese import is one of the best direct-to-disc productions ever made! It aptly demonstrates that big-band jazz is alive and well in Japan. Wide dynamic range with no limiting.
5. Handel, **Messiah Choruses**, Argo ZRG-872. This recording, by the Academy and Chorus of St Martin-in-the-Fields (cond Neville Marriner), arrays the choral sections left, left-centre, right-centre, and right. Listen for precise imaging and natural balances throughout.
6. Bizet/Grieg, **Carmen and Peer Gynt Suites**, St Louis Symphony, Leonard Slatkin, cond Telarc 10048. All the Telarcs are good, but this one excels in its lovely balance between orchestra and hall acoustics. Wide dynamic range.
7. John Klemmer, **Finesse**, Nautilus NR-22. A fine direct-to-disc production. Klemmer's tenor sax is backed up by some of the best studio musicians, and the pick-up is quite natural.
8. **Cantate Domino**, Proprius PROP 7762. This Swedish choral and organ record, made in a large church with only two microphones, demonstrates just how simple it is to make a superb recording — if all the ingredients are right. The feeling of space is uncanny, and the disc is about as distortionless as you can find.
9. **Jazz at the Pawn Shop**, Proprius PROP 7778-79. This two-record set, also from Sweden, exhibits a basic two-microphone approach, this time in a small jazz club. Instrumental timbres and imaging are excellent.
10. Dave Grusin, **Discovered Again**, Sheffield Lab 5. Grusin's Jazz piano is backed by bass, drums, guitar, and percussion in one of the most enduring direct-to-disc albums ever made. Wide dynamic range and natural timbres are the high points.
11. Karla Bonoff, **Restless Nights**, Columbia JC35799. Vocals and guitar instrumental are extremely natural and are excellent demos of midrange clarity.
12. **The Sheffield Drum Record**, Sheffield Lab 14. Guaranteed to "break" marginal speakers! No record ever made exhibits so high a peak factor. Stunning in its impact.

In brief . . .

CONCEPT AUDIO have received stocks of a new model Dynavector tonearm designated as model DV-501. They indicate that it is similar to the existing DV-505, in that it is a "biaxis inertia controlled structure with electromagnetic damping system." The DV-501 has a built-in arm lifting device and, unlike its "big brother", can be installed on a Rega turntable, without touching the lid. Recommended retail price is \$450.00. Concept Audio is at 22 Wattle Road, Brookvale, NSW 2100. Phone (02) 938 3700.

HANIMEX PTY LTD have put together a \$279 "package deal" for prospective buyers of a high output car stereo system. Based on the Japanese Roadstar range, it offers a 40-watt radio-cassette system, with five-band graphic equaliser. The equipment is compact enough to fit into many

vehicles, without the alterations which are often needed to accommodate high output stereo systems. Quick program search facilities on the cassette deck, plus auto rewind, minimise distractions for the driver. The loudspeakers are two-way coaxial types with flush mounting door fittings. Inquiries to Brent Whyte, Hanimex Pty Ltd, 108 Old Pittwater Road, Brookvale, NSW 2100.

CONCEPT AUDIO, who distribute Milty products in Australia, are now carrying "Permoclean", a fluid cleaner which the manufacturers say can remove organic and inorganic fouling from the surface of a record, along with microdust particles from the grooves. Associated record care devices are a "Duo Pad" double-sided buffing pad and a rubber Work Mat. For details: Concept Audio Pty Ltd, 22 Wattle Road, Brookvale, NSW 2100. Phone (02) 938 3700.

SILVERTONE NEWS

Newsletter of Silvertone Electronics
Specialists in Radio Control

ROBOTS DISPLAY AND ENTERTAINMENT TYPE

A completely new approach to small (up to 1.5 metres) ROBOTIC PUPPETS

- Up to 24 simultaneous functions
- Full Proportional Movement
- Programmable Memory
- Radio Controlled
- Mobile
- Realistic
- Voice Synchronous Mouth
- Transmitted Voice

MAY BE BUILT TO YOUR
REQUIREMENTS
HOLLYWOOD TECHNOLOGY

SILVERTONE ELECTRONICS

6/2 SCHOFIELD ST,
RIVERWOOD, NSW, 2210
Phone (02) 533 3517

6/2 Schofield Street, Riverwood, NSW, 2210
Telephone: 533 3517

ARE YOU A GOOD TECHNICAL WRITER?

We're looking for someone to help us with the writing and preparation of manuals for our computer software products. Not as a full-time job — we don't have enough work for that (yet!). More as an external contractor, working in your own time (perhaps evenings and weekends). Preferably based in or near Sydney.

If you're an experienced and fast technical writer, particularly one who enjoys explaining things simply and clearly, we'd like to hear from you.

Write or phone Jim Rowe, at:

Dick Smith Electronics Pty. Ltd.
PO Box 321, North Ryde NSW, 2113
Telephone: (02) 888 3200

A341/LM

**NEW STORE
opening October
in Carlingford**

AT CARLINGFORD COURT NEXT TO KENTUCKY FRIED CHICKEN

SUB- WOOFER SYSTEM



**MASSIVE PRICE
BREAKTHROUGH!!!**

A Sub-Woofers System makes a lot of sense. Apart from getting down to a genuine 30Hz you could actually save money over all. For years we have been persevering with huge 12" 3 or 4 way systems in up to 120 litre cabinets to try to get down to — at best 45Hz. We have even duplicated our effort by having a stereo pair for this frequency!!!

Big 12" systems don't come cheap. With a Sub-Woofers you can forget about what happens below the non-stereo <100Hz region. Once that's done you are free to use a very compact (and generally far cheaper) system for stereo. Concert hall sounds in your lounge room without needing an auditorium to house your speakers!!!

The profit you make from selling your 12" system could pay (or even exceed) the cost of the Sub-Woofers system. — AND you can get down to 30Hz!!!

1812 LIKE NEVER BEFORE. So too those big pipe organ records. This system is a must for the direct or digital disk enthusiast. Now that "ELECTRONICS AUSTRALIA" have designed * a Musfet Sub-Woofers, filter/amplifier and speaker system you have no excuse.

JAYCARS' BULK BUYING PASSES SAVINGS ONTO YOU. TRULY A PRICE BREAKTHROUGH FOR SUB-WOOFERS SYSTEMS.

*(With due respect to Thiele, Small, Snyder and others!)

THE SUB-WOOFER MODEL SW 250




ONLY \$79.50

This unit has been extremely popular with audio enthusiasts right across Australia. EA have designed a special crossover/booster amp just for this unit. Now you have no excuse to build a subwoofer system to enjoy those thrilling low notes from pipe organs, synthesizers, 1812 cannons etc!!

SPECS:
Diameter 10" (250mm) Cast Frame. QT=0.39. VAS=631
Power Handling = 100WRMS.
Free-air Resonance 32Hz ±1Hz
Voice Coil = 2" (51mm). Dia.
Magnet Assy = 3kg (6.6lbs).
A FREE SUB-WOOFER CABINET DESIGN IS PROVIDED WITH EACH UNIT!!

THE ENCLOSURE



ONLY \$79⁵⁰

This compact 63 litre vented enclosure was specifically designed around the parameters of the SW250 Sub-Woofers. It follows the theory pioneered by the work of Thiele, Small and Snyder. The Jaycar enclosure is easy to build and is made of high quality durable materials. The heavy walled cabinet is covered with an attractive black vinyl veneer. All timber is pre-cut and the black grille is already made. Assembly takes less than one hour.

NB. The photo shows the prototype which was finished in white. The production units are only available in black. Freight anywhere in Australia only \$10.00.

AMPLIFIER/FILTER UNIT



REF. EA JULY 1982

State-of-the-art power Mosfet technology combined with an active low pass filter results in a sub-woofers amp with-out equal anywhere!!

FEATURES: Around 100WRMS Drive capability.
Low pass (sub-woofers) filters on board.
Can hook-up to pre-amp out or power-amp out.

Power supply on board.
(Transformer needed. **ONLY \$39.50**)

ONLY \$79

AMPLIFIER/FILTER UNIT.
Amplifier Module \$79
Transformer to suit \$39.50

Metal case specially made to suit including front panel, hardware etc. (not a twin 25 case) Only \$29.50 \$148.00

Buy the lot for only \$125.00 if you purchase the enclosure and woofers at the same time.

VOICE OPERATED RELAY KIT




Ref. EA July '82
Extremely useful circuit, has dozens of applications. **\$14.50**

technical

- Signal to noise Microphone input — 75dB with ref to +4dBm
- Signal to noise line input — 90dB with ref to +4dBm
- Line out level +4dBm (0VU)
- Distortion less than 0.005%
- Power requirements 240VAC 50Hz 25 watts

dimensions

Width 483mm
Height 355mm
Depth (console mount) 150mm



JAYCAR 8002

- Balanced (600 Ohm) Mic. Inputs/Line Inputs.
- Cannon Connectors included in the price.
- Bass, Mid & Treble Equalization on each Input.
- "Effects" (i.e. Echo etc.) capability.
- Foldback and Stereo Pan on ALL 8 Inputs.
- 60mm Slide Faders used throughout.
- 19" Rack Mount capability (or Console Mount).
- Professional Black Front Panel with Format borders & multi-coloured knobs to assist function identification.
- VU Metering.

SEND SAE FOR FULL DATA ON 5000 SERIES &/OR MIXER

JAYCAR DEALER: G&J Electric, Forresters Beach NSW 2260 Ph: (043) 845787

MOSFET MAGNIFICENCE

THE 5000 SERIES AMPLIFIERS FROM ETI
HAVE NO EQUAL
POWER AMP. REF: ETI JAN. MAR. 81

"BLACK MONOLITH"

SPECIFICATIONS

POWER OUTPUT Around 100W RMS into 8 ohms
FREQUENCY RESPONSE 8Hz to 20kHz, +0 - 0.4dB
2.8Hz to 65kHz, +0 - 3dB
Note: these figures are determined solely by passive filters

INPUT SENSITIVITY 1V RMS for 100W output
HUM -100dB below full output (flat)
NOISE -116dB below full output (flat, 20kHz bandwidth)
2nd HARMONIC DISTORTION <0.001% at 1kHz (0.0007% on prototypes) at 100W output using a +56V supply, rated at 4A continuous <0.003% at 10kHz and 100W
3rd HARMONIC DISTORTION <0.0003% for all frequencies less than 10kHz and all powers below clipping
TOTAL HARMONIC DISTORTION Determined by 2nd harmonic distortion (see above)
INTERMODULATION DISTORTION <0.003% at 100W (50Hz and 7kHz mixed 4:1)
STABILITY Unconditional

In '2001' Arthur C. Clarke Black Monolith symbolised awesome power - intelligence. So too do the 5000 **BLACK MONOLITH** Power Mosfet amp kits from Jaycar. Why would you choose a Jaycar **BLACK MONOLITH** 5000 Power amp over conventional kits? Because you, too are intelligent. You have seen the specs, and you know that this amp IS the best. You want the best because (whether you know it or not) you are a perfectionist. You won't be conned by cheap and nasty compromises to David Tillbrook's brilliant design. You will want to know if there have been mods to the original design (there have - and only Jaycar kits reflect them). But let's be specific about the improvements - Completely redesigned flag heatsinks for the Driver Transistors. Thoroughly endorsed by David Tillbrook. (The original ones were too small if the bias current was set high for low distortion). - Ventilation grilles in the covers. These were not included in the original design. - Blind tapped holes in the exclusive 'Superfinish' front panel. Heavy gauge screws used for stronger connection of the heatsink bracket to the panel. - Jig drilled, EXTRUDED, deburred and black anodised heatsink bracket in heavy gauge. All other kits we have seen, a flimsy punched out piece of sheet metal is supplied. Not even anodised!! This is one of the most critical components in the kit.



- Beryllium Oxide heatsink washers supplied. A tube of heatsink compound is also supplied - with enough left over to use elsewhere.
- Superfinish's Front Panel. Despite what others may claim ours is still the best.
- Dual 3 Pin DIN 30V Power Outlets. This extra power outlet enables you to power extra 5000 series components as they arrive on the scene.
- And all of the extra features of our normal Superfinish 5000 amp, like: Metal 1% film resistors, Pre-wound Chokes, Fibreglass PCB's, Heavy Duty Earth Braid, Quality Capacitors, Original Chassis bar design, Flux shorting straps on transformers etc. etc.
The Jaycar **BLACK MONOLITH** is worth far more than the inferior kits around the market today. That goes without saying.

That's right. FOR THE MOMENT we are holding our price on this kit to a staggering low \$299. We probably won't be able to keep this quality kit below \$300 for long. We all enjoyed '2001' for the first time a long time ago now. You can enjoy your 5000 **BLACK MONOLITH** forever!

ONLY \$299—
PAY NO MORE!!!

"BLUEPRINT" 5000 PREAMPLIFIER



BLUEPRINT \$275

The refinement continues. The silk screen stencil for the front panel is renewed after every run of 25 panels. This ensures the crispest possible lettering. Note that ONLY JAYCAR use the ORIGINAL ETI front panel design. Don't get caught with something you may not like the look of! We use the extra high quality LM394H in the MC preamp, and now AT NO EXTRA CHARGE supply gold plated RCA sockets on all inputs, not just the MC input. Despite what others may say, their's is not as good as the original BLUEPRINT Preamp. They do not, for example, get special low capacitance screened cable made to Jaycar specs, just for the pre-amp. (It's made in Australia, not Taiwan).

AMONG OTHER FEATURES OF THE BLUEPRINT
- EXTREMELY CLOSE TRACKING TO
- QUALITY IC SOCKETS PROVIDED
- RIAA EQUALISATION
- SPECIAL REAR PANEL
- ENGLISH 'LORLIN' LOW NOISE
- MULTICOLOURED LED
- SELECTOR SWITCHES USED
- DISPLAY (EASIER TO READ
- LOW NOISE 1% METAL FILM
- & BETTER LOOKING)
- RESISTORS USED
- TINNED F/GLASS PCB'S
- THERMALLOY HEATSINK USED
ON REGULATOR

We still have the standard \$245 version of this kit which is better than the other \$245 kits. We don't sell many though - the BLUEPRINT is better value. BLUEPRINT: ONLY \$275.

8 CHANNEL MIXER 8002

FROM \$495

PRICE
BREAKTHROUGH!!!

The Jaycar 8002 Mixer was originally conceived to be the successor to the very popular ETI414 Master Mixer. The 414 was basically configured as a 'stage' mixer and suffered from a number of severe technical limitations - notably poor signal-to-noise figures. Enormous advances in Audio IC's have occurred since the 414 was designed. Jaycar engineers have taken advantage of this. The incredibly low noise and distortion figures of the 8002 are a testimony to the sound basic design of the mixer coupled with the performance capability of these IC's. Whilst the 8002 is the ideal 8 channel compact stage mixer, other applications have been kept in mind. AS A "STUDIO" MIXER. The prime requirement of a studio mixer is that it must be quiet - i.e. have good S/N. Due to the fact that the "miracle" 5534 IC's are used in the 8002 studio applications are entirely feasible. In addition to this, metal film resistors are used in critical signal areas. AS A DISCO MIXER. The balanced input feature of the 8002 is not really necessary for disco use. This section can easily be bypassed with either a moving magnet (Dynamic Cartridge) preamp, or a moving coil preamp. The sensible format of the 8002 and tremendous equalization facilities should make this mixer popular for disco use.

AS A STAGE MIXER

This is where the 8002 really excels. The 8002 front panel measures 19" wide x 14" high (8 rack units). This enables the 8002 to be mounted into PA equipment racks if necessary. Strictly speaking, the chassis is not needed in this configuration although the chassis is also rack mountable. The 8002 can also console mount with attractive heavy timber end pieces adding to the appearance of the unit. Powerful "Sends" capability is built into this mixer. Both special effects ('echo' for example) and feedback for the stage performers can be sent FROM ANY ONE OR ALL of the 8 input channels. Fully variable calibrated sends attenuators are provided on each channel. Sends can be panned across the stereo image to create spectacular sonic effects. You could, for example, pan a pre-recorded tape of a steam train rushing from the right hand side of the stage - could, for example, pan a pre-recorded tape of a steam train rushing from the right hand side of the stage - across - and exit stage left with this facility. Balancing sorts the real mixers out from the boys. With the 8002 you can take either a microphone level input or a line level input into any of the 8 channels. An input selector switch is provided at the top of the mixer panel. Another attenuator is provided at this point to prevent overload of the input circuitry should the incoming signal prove to be higher than normal microphone or line levels. Each input channel has 3 band equalization capability with a massive 12dB boost or cut. A pan control enables each input channel to be positioned left to right across a stereo image. Inputs out of stereo position can be positioned in the mixer. Finally a quality 60mm side fade control is provided. We felt that in stage can be positioned in the mixer. Finally a quality 60mm side fade control is provided. We felt that in keeping with the professional nature of this instrument that the extra resolution that the larger control offers is warranted. METERING. The left and right monitor channels have VU metering. Also provided is a 5-band Graphic Equaliser (+/-9dB). An optional LED peak metering circuit will be available shortly. Master feedback send is also provided.

SPECIFICATIONS

Frequency Response high level input: 10Hz-100kHz +0 -1dB
low level input: conforms to RIAA equalisation
+0.2dB (see detail on Photo spec 1)
1kHz 0.0003% at all inputs limits of reproduction
and measuring equipment (due to noise constraints)
Distortion high level input, master full, with respect to
300mV input signal at full output (1.2V)
92dB flat, 100dB A weighted
S/N noise MM input, master full, with respect to full
output (1.2V) at 500 ohm source
reference connected 80dB flat
92dB A weighted
MC input, master full, with respect to full
output (1.2V) at 300V input signal
71dB flat, 75dB A weighted

ETI 478MM Moving Magnet input stage
Gain 2.1x12
Conforms to RIAA Equalisation +0.2dB
Frequency Response 0.001% 1kHz-150Hz RMS input
28dB with respect to 50mV RMS input signal
i.e. 100mV RMS
Total equivalent input noise: 220mV (4 input
channels, 216mV flat, input shared)
Noise Flat 80mV 50mV 150mV
A weighted 76dB 82dB 93dB
S/N ratio Flat 76dB 82dB 93dB
A weighted 76dB 82dB 93dB

ETI 478MC Moving coil input stage
Gain 24
Freq-130Hz +0 -1dB
Frequency Response 0.0001% 1kHz-150Hz input
Total Harmonic Distortion Total equivalent input noise
82mV flat, input shared
82mV (4 input channels)
55mV flat, after RIAA EQ, input shared
36mV (4, after RIAA EQ, input shared)

FROM \$245

JAYCAR

125 YORK ST SYDNEY 2000
Ph. 2646688 Telex: 72293
Mail Orders To:
Box K-39 Haymarket 2000

POST AND PACKING CHARGES \$5.99 (\$1.20), \$10.94 (\$2.40)
\$25.54 99 (\$3.50), \$50.99 99 (\$4.80)
\$100 up (\$6.20)

NEW SHOP HOURS
Mon-Fri 8.30 to 5.30pm
Sat 8.30 to 12.00pm
Thurs night to 8.30pm



HIFI REVIEW

New slimline quartz/digital AM/FM tuner

Technics may well have put the hifi cat among the pigeons with the release, this month, of their new ST-Z45 AM/FM-stereo tuner. Attractively styled, and with full quartz synthesised, digital display circuitry, it is destined to sell in Australia at just over \$200.

This reviewer's first encounter with the ST-Z45 was in Osaka, Japan when, with a group of editors and dealers, I was able to inspect the facilities of Matsushita Electric in that city and to examine some of their up-and-coming products.

Among those destined for the Australian market was a group of slimline AM/FM-stereo tuners, ranging from an analog model ST-Z25 to the

In a shelf arrangement, there is a good chance that a slim tuner may be able to stand directly under an integrated amplifier or cassette deck, virtually without taking up any extra shelf space.

In a hifi rack, the slimmer the components can be the better, if only to leave room for the inevitable "something else".

What of user preference between the

10, and so on down the line. In short, the eight buttons can be used to call up any of 16 channels (ie preset frequencies), AM and/or FM, in any order.

To set up the tuner, it is desirable to have on hand a frequency list of local AM and FM stations, copied from a program guide or from pp 26/27 of our January issue.

With the tuner switched on, the user presses (say) the "FM" button at the right hand end of the panel. This will bring up the letters "FM" and "MHz" in the window and a frequency somewhere in the FM band. This can be stepped either way by pressing "Up" or "Down" buttons on the panel. In Sydney, one might typically start with 2ABC on 92.9MHz. As



quartz/digital ST-S31, with switchable FM bandwidth. But it was the in-between ST-Z45 that caught my eye, especially when Marketing Manager Peter Lee indicated that it would retail in Australia for just over \$200.

Keen to be the first to review the ST-Z45, I did some fast talking and managed to bring back one of the factory prototypes, as pictured. It is identical with the Australian production model except for the mains lead and terminations. These, I was assured, would be rearranged to conform with Australian supply authority requirements.

Physically, the ST-Z45 measures 430(W) x 53(H) x 245(D)mm and weighs a modest 2.4kg. Its power consumption is even more modest, at 8W. It is housed in a silver-grey cabinet with matte finish front panel, touch-button controls and black display window with a fluorescent readout.

The slimline format has much to commend it for those putting together a hifi component system.

tradition analog tuning dial approach and the modern quartz synthesiser, digital readout system, as used in the ST-Z45?

Personally, I must confess to a lingering regard for "do-it-yourself" tuning but the prejudice is becoming increasingly difficult to sustain. With the ready availability of precision crystals and mass-produced special-purpose ICs, it is becoming easier, cheaper and more economical of space to use frequency synthesis than to persist with the gangs, dials and meters required for analog tuning.

And, unlike some "digital" tuners, the ST-Z45 is easy to set up and easy to use — provided the user deigns to take at least a quick look at the instructions!

On the front panel of the tuner is a row of eight soft-touch levers. A single, brief touch on the left-hand lever will cause the letters "CH 1" to appear in the window. Deliberate, sustained pressure, on the other hand, will bring up the letters "CH 9". The adjacent lever to the right can similarly bring up CH 2 to CH

the frequency comes up in the window, the station will be heard.

This can be committed to CH 1 by simply pressing the memory button, followed immediately by a brief touch on the Channel 1 lever. In practice, we found that it needed only a very few minutes to commit seven Sydney FM stations in frequency order to channels 1-7, and eight of the AM stations in order to channels 9-16. That left channel 8 for any other station that might take our fancy in the future.

From there on, tuning a station requires only that the user press the appropriate button in the appropriate manner and up will come the channel number, followed by the exact frequency. There is no need for a tuning meter, as such, or for fine tuning — thanks to the quartz-locked synthesiser.

While it is not possible to manually tune in the usual sense, one can put the tuner into the "scan" mode in which it will step down or up until it comes to the next broadcast. You could do this, for example, if you had a yen to listen to the

sound from television channel 3 or 4. Or you could go searching for weak stations by stepping up or down manually, 50kHz at a time.

If put in the scan mode, the tuner mutes its output normally, so there is no inter-station noise. But if stepped up or down manually, the tuner unmutes at each step, so that if no station is present the output will be white noise.

As mentioned earlier, frequencies can be allocated in any order to the preselect levers, so that the stations can be arranged in any order that takes the user's fancy.

At switch-on, the tuner will come up on the last station to which it was tuned – a handy feature for anyone with fixed listening habits. Better than that, it remembers the last station in each mode, so that favoured stations can be checked by simply hitting the AM and FM buttons.

So much for the ST-Z45, as the user normally sees it. At the rear are connections for an FM antenna using either 75 ohm coax or 300 ohm twin ribbon. (An indoor dipole FM antenna is packed with the tuner.)

As a departure from normal practice, the ST-Z45 does not have an AM ferrite rod, in-built or hinged to the back panel. Instead, a moulded, rectangular air-cored loop is supplied which attaches to terminals at the rear by a short length of twin lead. It is intended to hinge vertically to the rear wall of the cabinet or rack, hopefully clear of mains and loudspeaker wiring, metal panels, and the radiation field from a tape deck.


Perhaps a ferrite loop is just too awkward with a slimline tuner but, be that as it may, getting the loop more out in the clear is a step in the right direction.

Also on the rear panel are the audio

performance curves, it is evident that the limiting threshold has been virtually achieved at the lowest measured signal input – $2.0\mu\text{V}$. In mono mode, 50dB of quieting occurs at an input level of $4\mu\text{V}$ and it is at this same level that automatic switchover to stereo mode takes place.

In stereo mode, 50dB of quieting is reached at an input level of $50\mu\text{V}$ – substantially in line with the manufacturer's specs.

The three-step bar-graph display calls for some comment: As will be evident, it saturates at less than $20\mu\text{V}$ which means that, for all practical purposes, almost any signal will cause it to be fully illuminated. As an aid to accurate tuning it would therefore be quite useless – a rather damning statement were it not for one thing: with an accurate quartz-locked synthesiser, tuning should be spot-on, meter or no meter!



The ST-Z45 is quite different from conventional tuners internally. One LSI circuit controls all the synthesiser functions.

Two other points should be made about the memory tuning system. One is that it can be used in automatic rather than manual mode for automatic scanning and memory preset – something that the manufacturers regard as a complete break-through in a \$200 tuner.

The other is that the tuner is equipped with an in-built (and so-called) "gold" capacitor, which can store enough energy to maintain the memory for up to one week if the tuner is disconnected from a live power point. Only under very unusual circumstances would it suffer a lapse of memory!

output sockets for the right and left channels, and a provision for connection to an external timer. There is also a two-way switch which allows the AM synthesiser to step through either 9kHz or 10kHz intervals, depending on the frequency separation of AM stations (in Australia, it is 9kHz).

And how does the ST-Z45 perform?

The answer is "very well" – perhaps not in the ultimate, "no expense spared" class but certainly above average and certainly well beyond what one could have expected in the past from a tuner at this modest price level.

Referring to the measured

But a meaningful signal strength meter is desirable for another reason: it allows the user to see at a glance the strength of incoming signals and to be aware of any circumstances which might prejudice ultimate stereo quieting: 70dB at $1000\mu\text{V}$ of signal.

Harmonic distortion in mono mode was measured at 0.8% at 6kHz, 0.13% at 1kHz, and 0.08% at 100Hz. For stereo the figures were: 0.4% at 6kHz, 0.23% at 1kHz and 0.34% at 100Hz. These figures are very good.

The 19kHz stereo sub-carrier had a measured residual level of -32dB (left channel) and -33dB (right channel),

PEERLESS SPEAKERS

The name behind the big names in hi-fi!

Chosen for their high quality by the world's leading speaker makers!



Peerless is a world authority on loudspeaker design. In fact, many of the world's top hi-fi manufacturers select Peerless speaker components for inclusion in their own Brand Speaker Systems. Made in Denmark, Peerless speakers are incomparable for their high-power handling, smooth frequency response, low distortion and colouration. Peerless speakers can be purchased three ways:—

1. Fully-assembled in timber cabinets — from bookshelf to floor-standing models.
 2. Speaker Kits — build-it-yourself and save up to 40% on assembled speaker prices.
 3. Individual speaker components to suit your exact hi-fi needs.
- Peerless makes speakers to suit amplifiers from 20-100 watts. For true-to-life sound, Peerless is the name behind the biggest names in hi-fi. Hear Peerless speakers at one of the authorised dealers below — or contact the sole importer for full technical details.

Sole Australian Importer: G.R.D. GROUP PTY. LTD.
698 Burke Road, Camberwell, Vic. 3124 Trade Enquiries welcome

Peerless
CONCORD/6475

N.S.W.

Bondi Junction
Danish Hi-Fi Aust Pty Ltd Ph (02) 387 5878
Concord
Electronic Agencies Ph (02) 745 3077
Crows Nest
Deeva Hi-Fi Ph (02) 439 3999
Dee Why
David Ryall Electronics Ph (02) 982 7500
Wagga Wagga
Car Radio & Hi-Fi Centre Ph (069) 21 4618

VIC.

Bairat
Turner Audio Ph (053) 32 2042
Camberwell
Danish Hi-Fi (Aust) Pty Ltd Ph (03) 82 7348
Cheltenham
Beland Electronics Ph (03) 550 2279
Geelong
Steve Bennett Audio Ph (052) 21 6011
Hawthorn
Tivoli Hi-Fi Ph (03) 818 8637
Warrnambool
Bruce Henderson Audio World Ph (055) 62 5147

S.A.

Adelaide
Hi-Fi Acoustic Ph (08) 223 6774
Adelaide
Danish Hi-Fi Aust Pty Ltd Ph (08) 51 2124
Goodwood
The Acoustic Foundry Ph (08) 271 0276
Hawthorn
Sound Craftsmen Ph (08) 272 0341
St. Peters
Miltronix Ph (08) 42 3781

W.A.

Nedlands
Danish Hi-Fi Aust Pty Ltd Ph (09) 386 8564
Kalamunda
Kalamunda Hi-Fi Ph (09) 293 4333
QLD.
Brisbane
Brisbane Agencies Ph (07) 221 9944
Audio Centre
Barunda
G. Mills Stereo Ph (07) 391 5606
Redcliff
Hi-Fi Sales Ph (07) 284 2495



GOOD READING

Interesting — relaxing — informative
Brought to you by the same team that
produces "Electronics Australia"

IN THIS ISSUE —

- We look back over films of the Wild West.
- Examine the work of Australia's film archivists.
- Talk about macro video — the world of tiny things.
- Report on Sharp's latest model VCR.
- Review current video cassettes — and much more.

ON SALE AT YOUR NEWSAGENT NOW

Technics ST-Z45 Synthesised AM/FM Tuner

while the figures for the 38kHz switching frequency were -39dB (L) and -41dB (R). The figures are adequate for tape recorders having an in-built multiplex filter but marginal for those which do not.

As for frequency response and channel separation, these are shown in a separate curve. Both are quite adequate for good quality stereo listening.

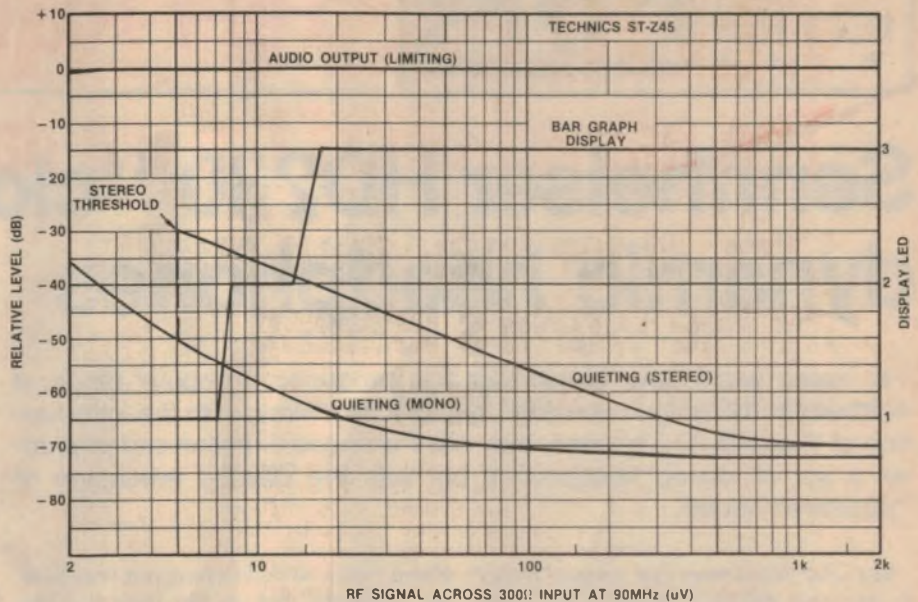
We did not measure the AM-band performance, mainly because there was nothing to indicate that it would have been substantially different from any number of other AM tuners. The specifications read as follows: Sensitivity (S/N 20dB) $- 20\mu\text{V}$ or $300\mu\text{V/m}$; selectivity ($\pm 9\text{kHz}$) $- 55\text{dB}$; image rejection at 99kHz $- 40\text{dB}$; IF rejection at 999kHz $- 65\text{dB}$.

Set up in a typical domestic hifi situation, the ST-Z45 looked the part and operated without the slightest hitch.

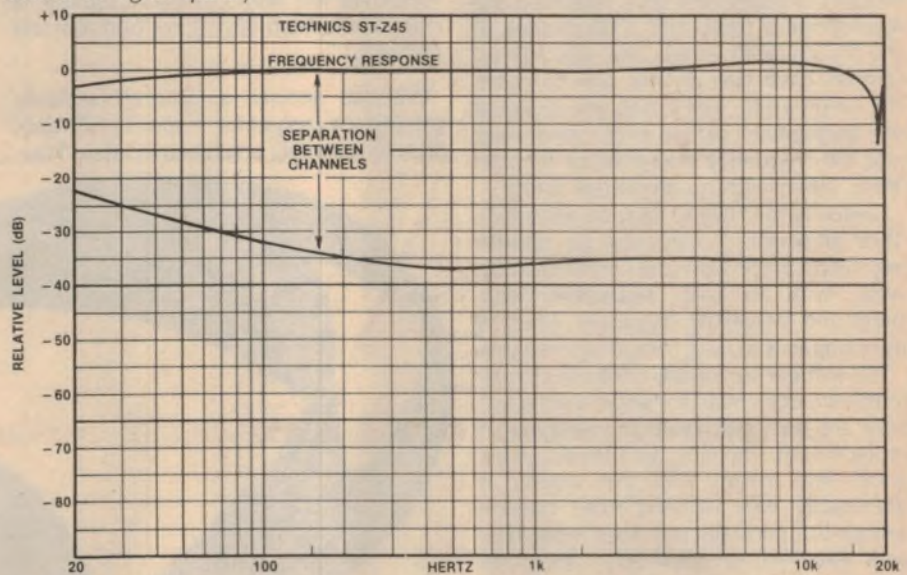
Setting up took only a few minutes and, from there on, station selection proved to be completely fuss-free: press the appropriate button and the wanted signal is there virtually instantaneously (what was all that about do-it-yourself tuning?).

Finally, while the AM tuner received little attention in our review, there was evidence of a bonus from the separate loop antenna: positioned 20cm or so from the equipment and associated wiring, it did appear to pick up a cleaner signal and at night (mercifully) it proved much less sensitive to low level hash from a couple of light dimmers in the living area.

As we said at the outset, with its slimline styling, its specifications and its modest price, the Technical ST-Z45 has the potential to prove a real cat in the hifi pigeon loft! (W.N.W.)



Above is the quieting characteristic of the ST-Z45 which also shows the bar graph signal response. The bar graph really needs a few more steps to be useful as an indicator of signal quality.




For a really novel and dramatic listening experience, these Sound Track MT-300 Inner Ear Phones just have to be heard to be believed. As the name implies, they fit or rather, sit, in the ear cavity. When they are sitting in just the right position (aimed down with Eustachian tube, as it were) they are capable of surprisingly good wide range reproduction.

As might be imagined, they are easily dislodged so they are not suitable for joggers or listeners on the move. But they are fine for listening in bed, and are so light (15g) that there is little chance of "ear fatigue". They are thoughtfully provided with an extra pair of foam pads.

The MT-300 ear phones use the new high flux Samarium-Cobalt magnets so their sensitivity is higher than average at 102dB/mW . They have a very light 1.2m cord which is fitted with a 3.5mm stereo jack which is intended for personal portable use. However they may be used with any stereo system if they are first plugged into a 6.5mm stereo adapter plug.

At around \$18 a pair, the Sound Track MT-300 are certainly



worth listening to. They are widely available from electronics and sound retailers, and are distributed in Australia by Arista Electronics Pty Ltd, 39 Jones St, Ultimo, NSW.



HIFI REVIEW

Sennheiser HD230 "closed" dynamic headphones

For some years now Sennheiser has produced a popular range of lightweight dynamic "open-aire" headphones. Now, with the introduction of their HD-230 phones, they have changed direction and produced a set of closed headphones but with the claimed advantage of "openaire" sound.

Just why Sennheiser has chosen to go in this new direction is not really clear but they claim that the sound quality is comparable to their highly priced 2002 electret headphones. (We reviewed the forerunner of these, the 2000 phones, in the March 1978 issue). The new HD230 phones have two drivers, one to cover the range up to 10kHz and one to cover the frequencies above that. Sennheiser rate the frequency response as 10Hz to 30Hz, albeit with no amplitude limits.

Certainly the HD230 do look attractive. Their all-plastic construction has appealing styling and is light and comfortable to wear, with an easily adjustable headband and swivelling earpieces. Mass of the phones is a 260g excluding the cord.

The soft ear surrounds conform closely to the wearer's head for good sealing but they are not removable for cleaning or replacement. The fact that they do give a good seal means that the wearer is reasonably well isolated from outside sounds but naturally this does mean that your ears become hot after 30 to 45 minutes or so. This is where all circumaural phones are at a definite disadvantage compared to the supra-aural types. But they generally also give better bass.

Nominal impedance of the HD230 is 600 ohms and they work well into just about any stereo headphone outlet on an amplifier or cassette deck. Efficiency is about average at 94dB/mW and maximum sound pressure level is 117dB for an input power of 200mW. This would require quite a high setting on the amplifier though, to correspond to a voltage level of 11 volts RMS. This means that cassette deck stereo jacks with limited voltage drive will not be able to produce really loud sound levels.

The twin-lead cable fitted with a standard stereo jack plug is a generous three metres in length which lets you move

about freely while listening but you have to be careful not to trip over it. One small problem with the cable is that it seems to transmit rubbing noises as it rubs over the floors or your clothing. A coiled cord normally seems better in this respect.

Without special measuring facilities, judging the frequency response of headphones is largely a subjective affair. Hav-



ing said that our listening tests on sine wave signals indicated that the HD230s are reasonably smooth over the whole audible range but are not particularly "hot" at either frequency extreme. At the high end, there was certainly no undue emphasis of tape hiss or disc surface noise which is as it should be.

At the low end, bass was not particularly prominent below 100Hz. This can be gauged by two effects. First, use of the

bass boost did not give a great tonal change although it did cause some muddying of the sound quality when used to excess. Second, hum that is often present on FM transmissions was less noticeable on the HD230s than on some competing phones.

On music, the HD230s are quite satisfying although there is some tendency to emphasis of sibilants and the sound quality was slightly "zizzy" at times.

In summary, we would rank the HD230s as not in the same league as Sennheiser's 2002 electret but if you are in the market for phones in this price range they should be considered.

While the new Sennheiser HD230 phones are quite a deal cheaper than the

2002 electret phones to which they have been compared, they are certainly not inexpensive. Recommended retail price is \$190, including sales tax.

For further information on Sennheiser products, contact your high fidelity retailer. Trade enquiries should be directed to the Australian distributors, R. H. Cunningham Pty Ltd, 146 Roden St, West Melbourne or 4/8 Waters Rd, Neutral Bay, NSW 2089. (L.D.S.)

SPRING IS SPRUNG - THE GRASS IS RIZ I WONDER WHERE THE BARGAINS IS???

TOP QUALITY AMPEX CASSETTES

Yes, we've made a huge scoop purchase of these famous, top quality Ampeg tapes at BELOW MANUFACTURER'S COST! It's high grade tape with rugged construction that will last for years to come. Look at the value you get:

Cat. No.	Type	WAS	NOW	10 UP
C-3078	C-45 ELN	\$2.16	\$1.50	\$1.35
C-3080	C-60 ELN	\$2.40	\$1.99	\$1.79
C-3082	C-90 ELN	\$3.15	\$2.49	\$2.24
C-3086	C-60 EDR	\$3.49	\$2.25	\$2.00
C-3088	C-90 EDR	\$4.15	\$2.99	\$2.69

BUILD YOUR OWN AM/FM TUNER

A brilliant AM & STEREO FM tuner as used in the Playmaster Tuner kit. You get all parts plus a rugged 5 gang van cap plus loopstick antenna, built in pre-amp, notch filter & much much more. Superior sound. All you do is supply power by your own trendy cabinet. VALUE!

Cat. F-4810

WOTTA SPECIAL! SAVE \$40.00 ON THE ACOUSTIC COUPLER!

Now your computer can talk to other computers across the world via telephone! Great for your System 80, TRS-80, Sorcerer etc (using RS-232C interface). Fully complies with local regulations! Amazing value! Cat. X-3270

NEW 2M 5/8 WHIP

Whip it good with this amazing new 2 metre VHF antenna! Its a robust flexible antenna that can withstand almost anything! 1/2 wave means you get an INCREDIBLE 3.5db GAIN!!! Great for any mobile 2M applications. Cat. D-4205

BASE TO SUIT \$14.95

Sturdy & weatherproof. D-4056 \$4.95

COAX & PLUG \$3.95

1 metre 52ohm coax cable with 2 x PL259 plugs. W-1370

THAT'S LESS THAN \$25 THE LOT!

GENERAL PURPOSE UHF ANTENNA

Low cost precision made antenna complete with base & cable connecting lugs. Perfect for mobile UHF CB communication. VALUE!!! Cat. D-4023

Little chance of this antenna rusting, bending or snapping!

BUY IN BULK - SAVE A FORTUNE!

ELECTRO PACK
Computer selected
55 top quality single ended electrolytics. Save around \$71.22 - 470¢. Voltages from 10 to 25.
Cat. R-7030

PACKUS INCREDIBILUS
Contains 750 electrolytics, both RB & RT type.
Cat. R-7110

\$65.00 WORTH OF CAPACITORS FOR ONLY \$9.95

CB BASE STATION SCOOP

INCREDIBLE! A base station CB for under \$90! Talk in the comfort of your own home. This unit features built in power supply (req. 110V stepdown) plus 12V socket, large bright power/signal meter, delta tune, large quality loudspeaker & MORE! Finished in attractive simulated wood grain finish. Rugged design will last for years. Comes complete with easy grip sturdy microphone. VALUE PLUS! Cat. D-1439

SAVE \$90! NOW ONLY \$169.00 \$79.00

SEMICONDUCTOR BARGAINS

Hobbyists... now's the time to stock up on our top quality components. Great for any project. Buy a few more for the parts box too...

Cat. No.	DESCRIPTION	WAS	NOW
Z-8816	MM 5888N	\$9.95	\$7.50
Z-1635	BF 409 TX	\$1.20	99c
Z-6825	TMS 1000	\$1.75	\$1.50
Z-4103	LT 303	\$8.90	99c
Z-2390	2N 5590	\$1.75	\$1.25
Z-6832	AY 38112	\$8.90	\$4.99
Z-4117	LT 302	\$1.75	\$9.95
Z-9101	280 P10	\$1.25	\$8.50
Z-1800	MJ 2955	\$1.50	\$1.50
Z-4332	C122E SCR	\$1.75	\$1.75
Z-5361	11C 90	\$4.90	\$15.80
Z-1810	MJ 6004	\$5.20	\$4.90
Z-5380	95 H 90	\$19.95	\$15.80
Z-6823	SN76 PNP	\$4.95	\$3.95

TAPING?

Do you grill your teeth every time you meet with cables? Then here's the answer! This beaut dub box will let you switch from an deck to another via your amp for dub as well as for playing return deck through your amp!

Rugged design can be dropped from any height.
Cat. C-7220

ONLY A FEW LEFT

1981 U.S. CALL BOOKS TO CLEAR! You get the call letters, class names & addresses of over 300,000 amateurs in the United States. It's possessions & territories. Hurry - only a few left and they won't last at this price! Cat. B-2260

CRO CORNER

Dick's own 75mm 6.5MHz

100's SOLD! The best value CRO around! Great for all hobbyists, servicemen etc. If you want a top quality CRO with usable bandwidth of 6.5MHz then look no further. Cat. D-1280

VALUE AT \$199 \$179

BNC LEAD ADAPTOR

A study little plug for your Dick Smith CRO! Converts the banana terminals to BNC type. Sorts probe set below \$90. Cat. D-1281

HITACHI VALUE

15MHz Dual Trace CRO
For universities & schools, amateurs, servicemen etc. Super sensitivity of up to 1mV/div (with x5) plus 5 display modes, TV sync separator, trace rotation via front panel control, Z-axis input, one touch 10x sweep magnifier & wave form shifting PLUS MUCH MUCH MORE. Drop in today for more details! O-1242 \$655 \$599

100MHz CRO PROBE

Don't pay more! This probe set will suit most CRO's. You get basic probe with x1/x10 switch, 1.5 metres of cable, complete with CRO connector & wandering earth lead with alligator clip. PLUS MUCH MORE! O-1245 \$32.50

SOFTWARE PRICE SLASH

Hey computer buffs everywhere... now's the time to get into more software for your computer! We've slashed prices up to 50% off on SYSTEM 80 programs. There's even a saving on our special Sorcerer EX BASIC program. YOU REAP THE BENEFIT!

Cat. No.	DESCRIPTION	WAS	NOW
X-3545	Double Density OS-800	\$89.90	\$49.90
X-3565	Newsbox 80	\$250.00	\$199.00
X-3594	Morloc's Tower	\$24.50	\$19.50
X-3595	Datations of Ryan	\$24.50	\$19.50
X-3596	Battle Station	\$24.50	\$19.50
X-3597	Ghost Hunter	\$24.50	\$19.50
X-3598	Killer Beetles	\$24.50	\$19.50
X-3599	Space Shoot	\$24.50	\$19.50
X-3613	Bruce (Chess)	\$24.50	\$19.50
X-3640	Musical Computer	\$44.90	\$29.50
X-3641	Temple of Aphai	\$44.90	\$29.50
X-3642	Hallfire Warrior	\$44.90	\$29.50
X-3643	Star Warrior	\$44.90	\$11.95
X-3644	Tape Trek	\$24.50	\$14.95
X-3645	Sketch 80	\$24.50	\$9.95
X-3648	Sound Off	\$58.50	\$49.50
X-3651	Step by Step BASIC	\$24.50	\$14.50
X-3662	Attack Force	\$24.50	\$14.50
X-3663	Super Nova	\$24.50	\$12.50
X-3664	Poker Pat	\$24.50	\$14.95
X-3667	Arrows & Allies	\$250.00	\$199.00
X-3668	MMS FORTH	\$250.00	\$199.00
X-3669	Micrograph FORTAN	\$58.50	\$39.50
X-3670	TISS PASCAL	\$24.50	\$14.50
X-3671	Three O Tic-Tac-Toe	\$24.50	\$14.50
X-3672	Super Maze	\$44.90	\$34.50
X-3673	Penetrator	\$44.90	\$39.50
X-3674	Starfighter	\$24.50	\$19.50
X-3677	Galactic Revolution	\$24.50	\$19.50
X-3678	Galactic Trader	\$24.50	\$19.50
X-3679	Galactic Empire	\$24.50	\$19.50
X-3681	Air Traffic Controller	\$24.50	\$14.95
X-3683	Bats Blitz	\$44.90	\$29.00
X-3684	Depth Simulator	\$24.50	\$14.95
X-3685	Luna Lander	\$24.50	\$19.50
X-3686	Galaxy Invasion	\$24.50	\$19.50
X-3687	Cosmic Fighter	\$24.50	\$19.50
X-3688	Master Mission	\$24.50	\$19.50
X-3700	General Ledger	\$250.00	\$139.50
X-3702	Accounts Payable	\$250.00	\$139.00
X-3704	Accounts Receivable	\$250.00	\$139.00
X-3712	EX BASIC (Sorcerer program)	\$473.00	\$399.00
X-3751	Invoicing	\$250.00	\$139.00
X-3752	General Ledger	\$350.00	\$299.00
X-3754	Accounts Payable	\$350.00	\$299.00
X-3756	Accounts Receivable	\$350.00	\$299.00
X-3760	Outfile	\$119.00	\$89.00
X-3765	Sharemarket Analysis	\$58.50	\$39.50
X-3767	Rain Analyser	\$24.50	\$12.95
X-3768	Stockmarket Game	\$24.50	\$14.95
X-3770	Feed Budget	\$58.50	\$49.50
X-3771	Mailing System	\$58.50	\$49.50

'HANDS OFF' PERSONAL TWO WAY RADIO

It's a first for hands free communication! This unit features a lightweight headphone which lets you communicate to others up to 400m away (even further if you use its tiny antenna)! Has unique VOX automatic switching system - you don't have to push any primitive buttons! All you do is talk & the radio transmits the message. Great for construction workers, hikers, skiers, masseurs etc.

fantastic value!!! \$89.95 ea
DSEA331A

AT YOUR NEAREST DICK SMITH STORE - SEE PAGE 98 FOR STORE & RE-SELLER ADDRESSES



Why Technics their dbx

You can't fit a quart in a pint pot. Dynamic range is what brings music truly 'alive'. It's the difference in sound level between the proverbial 'drop of a pin' and the cannons' roar in a digital recording of the 1812. This difference represents more than 100 decibels of dynamic range – a figure regularly exceeded by a full orchestra or live rock band in full flight.

However, even with modern tape formulations, this full dynamic range cannot be captured on a cassette recording due to the inherent limitations of the tape itself. The quietest passages become submerged in tape hiss, whilst the louder parts suffer distortion through tape saturation.

Clearly, the capabilities of the cassette tape have been stretched to their limits. How, then, can further performance increases be achieved?

Technics proves 2 into 1 does go!
The new generation of Technics cassette decks are equipped with dbx encoding/decoding equipment – a system already well established in professional recording studios.

When a recording is made through the Technics dbx system, the input signal is compressed (encoded) to half its 'sound level', electronically,




so a performance with a wide dynamic range can be stored within the narrower dynamic capabilities of a cassette.

On playback, a 'mirror image' expansion (decoding) takes place and the original full dynamic range is released. The results are dramatic. Simply compare the performance of a Technics dbx deck with an ordinary machine and the difference will stagger you.

And, as an interesting by-product of the process, your recordings will benefit from around 30 decibels of noise reduction, too.

With Technics, you're ready for dbx recordings, too. In hi-fi terms,

have developed cassette decks.



the quality of pre-recorded cassettes has left much to be desired. But when dbx recorded material is released in Australia, you'll notice a big difference. Play a pre-recorded dbx tape through your Technics dbx cassette deck and you may well think you're listening to a good quality disc.

And whilst on the subject of discs, there are dbx albums being made, too. Naturally, Technics have taken this into consideration. And you'll find a DISC position on the dbx selector, so you can play dbx-encoded albums through your existing system.

Technics RS-M270X dbx cassette deck. A typically advanced Technics component that combines

stable, reliable tape transport with highly sophisticated electronics. Direct drive motors for both capstan and reel drive; IC logic solenoid controls; 2-colour, peak-hold FL meters; 20-20,000 hz frequency response with metal tape; 110 dbx dynamic range.

Let Technics expand your music experience to new horizons.

Listen to a Technics dbx cassette deck and hear the amazing difference for yourself.


Of course, all Technics components carry a two-year warranty.

Technics
Expanding the music experience.

AT LAST! THE E.A. CAR COMPUTER— YOU CAN SAVE A FORTUNE!



Our kit comes complete with specially designed case INCLUDED IN THE PRICE (don't pay \$30 extra!) Also included at no extra charge is a special mounting bracket to mount the computer either on or under the dashboard.



Easy installation in your car's electrical system. PCB pins supplied for instant and reliable connection.

Large brightness matched LED readouts for top readability in most light conditions.

Professional quality silk-screened front panel (not just a Scotchcal panel as on some other kits). Ensures ultra long life and is virtually immune from scratch marks.

Specially imported multi-colour push button switches (as specified in the EA article) to make selection very easy while you're driving.

YES! The kit you've been waiting for is now a reality. Electronics Australia's new Car Computer is the ideal way to find out how your car is performing — and how much it is costing you to run it!

Now you'll be able to check fuel consumption — instantly — and find out exactly how much damage a lead foot does to your pocket.


All those questions you ask yourself as you're driving along can be answered — electronically — in a fraction of a second ...

- How much fuel is left?
- Can I make it to the next town?
- How far have I travelled?
- How long has it taken?
- How long have I got to go this trip?
- How far have I got to go?
- How much fuel have I used/am I using, will I use?
- What's my exact speed (much more accurate than the speedo!)?

Inside: Two computer-grade double sided fibreglass printed circuit boards with plated-through holes for minimum soldering. Don't be caught with a PCB without plated-through holes: you'll regret it when you start construction!

Amazing technology: how is it done?

A few years ago a device such as this would have been virtually impossible to build — especially build yourself.



Dick Smith searched the world for the most important components — the fuel and speed sensors — and the brilliant design engineers at Electronics Australia did the rest! The result: a magnificent kit which really can save you a lot of money! Simply because it can show you how to drive really economically.

Cat
K-3400

**OUR KIT
ONLY**
\$89⁵⁰
sensors
extra

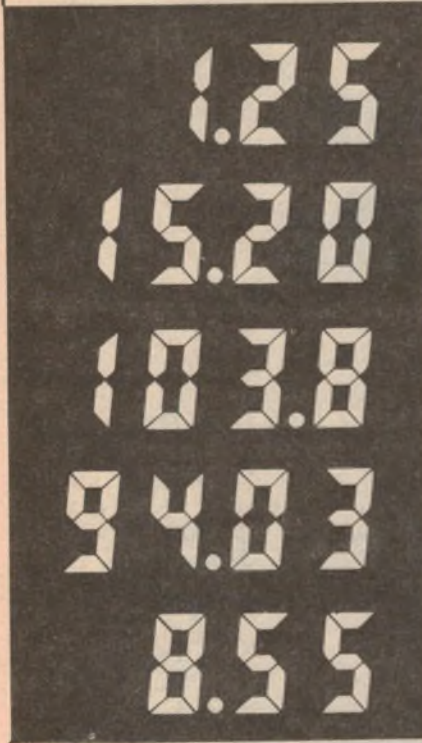
Special Computer Quality PC Board

Yes: we've not only made our board with plated through holes (as recommended by EA) we've also had a solder mask and component position overlay printed. You'll find it difficult to make an error!

Low Noise IC

We've arranged a special purchase of low-noise Schmitt trigger IC's (as used in the front end). Your Dick Smith car computer will be less prone to noise problems than other kits!

It will give you 12 different readings:



TIME

Either the time elapsed since the start of the journey (accurate to one minute) or the time remaining to complete the journey at your average speed since commencement (updated every minute or kilometre travelled).

FUEL

It will show you the amount of fuel you have used — or the amount of fuel you have left — or even how much fuel your tank can take at the moment!

DISTANCE

Your choice of distance travelled, or the distance remaining on this journey — or the distance possible with the amount of fuel you have left.

SPEED

Your exact present speed (much more accurately than your speedo can show!) or your average speed since the start of the journey.

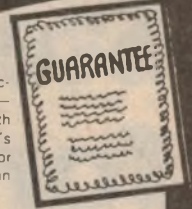
CONSUMPTION

Either your present (instantaneous) consumption (lead footers: be prepared to be shocked!) or your average consumption since the start of your journey.

AND EVEN MORE REASONS WHY YOU SHOULD BUY YOUR KIT FROM DICK SMITH ELECTRONICS!

Exclusive!

Our special 7 day money-back satisfaction guarantee: buy the kit, examine it — and if you're not completely happy with it or not confident you can build it (it's easy!) you can return it within 7 days for a full refund of purchase price. What can you lose?



Exclusive!

Our unique 'Sorry Dick, it doesn't work' repair service. In the unlikely event that you can't get your kit working successfully, our Service Department will, for a fixed fee, repair, adjust your kit* as necessary to get it working properly. This fee includes all parts necessary.

* 'Sorry Dick, it doesn't work' service available on specifically nominated kits, and we reserve the right to return your kit, with your service fee, should it be so badly wired or damaged as to make repair uneconomic.

Exclusive!

Our unique construction manual. We have a technical writer prepare a special step-by-step construction manual for most of our kits — so you don't have any problems. Everything is clearly and logically presented, with all construction information from the magazine — plus any other 'traps for young players' we discover along the way. We discover any problems before they affect you!



EXCLUSIVE!!!

SOLE AUTHORISED AUSTRALIAN AGENTS FOR THE FAMOUS

MORAY FUEL FLOW SENSOR




Cat. K 6100

(The one recommended by Electronics Australia) Don't be fooled — the ONLY fuel flow sensor to give optimum results with the car computer is the fully imported Moray unit. And Dick Smith Electronics are the sole authorised Australian agents for this magnificent device. It delivers an incredible 1500 pulses per 0.1 litres (other kits may be supplied with inferior sensors delivering only 130 pulses/0.1 litres). So with the Moray sensor you get incredibly increased accuracy.

\$67⁵⁰

DRIVELINE SPEED SENSOR



More accuracy — Easier installation

Knowing how incredibly difficult it can be to cut successfully a speedometer cable without risk of damage, we've decided to use the alternative (and, we think, much better) driveline sensor. A lot easier to install, it is not subject to the problems of speedo cables. And a further BIG advantage: when your speedo cable breaks (as they ALL do eventually) you'll still have a very accurate speedometer. (Not possible if you use the other sensor).

Cat. K-6102

\$7⁵⁰

SPECIAL OFFER: Buy both sensors and get the speed sensor for only \$2.00!
YES: The exclusive Moray Fuel Flow Sensor plus the Driveline Sensor at the bargain price of just \$69.95! This makes the complete Dick Smith Car Computer only \$159.45 — with nothing else to buy!

DICK'S PRICE
\$159⁴⁵

REMOTE DISPLAY OPTION

A number of customers have told us they'd love to own a car computer but that the project was simply too big to put on their dashboard. So we've solved that little problem...

This is the exclusive Dick Smith Electronics car computer remote display option. It simply connects in parallel to the existing displays in the main computer (these can be disabled if you like) and also with five of the push buttons (you select the readings you want the most). And all it measures is a tiny 110 x 70 x 50mm — complete with its own mounting bracket.

Included are the four LED displays, five push buttons and the PCB's, plus enough rainbow cable to connect it all together. If you really want to have all functions displayed, there's plenty of room on the front panel to add at least another four small push buttons. Complete with full instructions — and remember, it's not available anywhere else!

NOTE: This important option is only available from Dick Smith Electronics



Cat K 3405

\$19⁹⁵

DICK SMITH Electronics



SEE PAGE 98 FOR ADDRESS DETAILS

DSE/A312/LM

Simple circuit gives pseudo stereo sound

Stereo synthesiser for tuners & VCRs

Enjoy the benefits of stereo sound from your video cassette recorder, TV or AM tuner with this Stereo Synthesiser. The circuit uses just four ICs and is easy to build.

By JEFF SKEEN and GREG SWAIN

Anyone who has ever directly compared mono to stereo sound will be well aware of the advantages of stereo reproduction. Stereo imparts a sense of dimension and realism to reproduced sound, thus providing greater listening pleasure. Now, with this simple device, you can synthesise realistic stereo sound from virtually any monophonic source, including VCRs, TV sets and AM radios.

In use, the Stereo Synthesiser is simply connected between the monophonic signal source and your stereo amplifier. Front panel toggle switches then let you choose between two signal sources, and between normal and synthesised stereo sound.

Synthesised stereo

Stereo reproduction relies on amplitude and phase differences between the two channels of a stereo system. To synthesise stereo from a monophonic signal, therefore, we need to have some means of artificially

recreating these amplitude and phase differences. In practice, this involves dividing the mono signal into several components, and then distributing these components between the left and right channels.

So how is this done?

One technique involves passing the mono signal through a number of bandpass filters, and then mixing the outputs back with the original signal in the left and right channels. The frequencies passed by the bandpass filter increase in volume in the channel to which they are added and decrease in volume in the channel from which they are subtracted. By alternately adding to one channel and subtracting from the other, we can synthesise quite acceptable stereo sound.

In fact, this technique has been used by the recording industry for many years to process old monophonic readings into simulated stereo records.

The synthesiser described here uses an

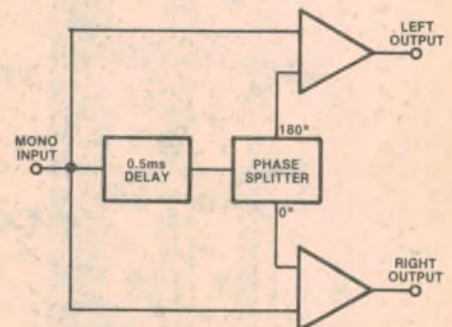



Fig. 1

even more effective, yet much simpler, add and subtract method to create stereo sound. It uses a comb filter technique, a term which we will explain further.

If a signal is delayed and then mixed back with the original signal, the frequency response of the system ends up as a series of peaks and troughs. This is because in-phase signals are added, while out-of-phase signals are subtracted. If there are enough peaks and troughs, the frequency response will resemble the teeth of a comb – hence the term “comb filter”.

In this circuit, the delay for the comb filter effect is generated by a bucket



Front panel switches let you choose between normal and synthesised stereo sound, and between two different monophonic signal sources. Unit is housed in a standard metal case.

brigade device (BBD). The delay time is set to approximately 0.5ms, and this has the effect of evenly dividing the audio spectrum into 1kHz "chunks" — about optimum for effective stereo simulation.

How it works

Block diagram Fig. 1 shows the general circuit concept. The input signal is fed direct to the 0.5ms delay line which in turn drives a phase splitter network. The 0° and 180° phase-shifted (and delayed) outputs are then fed to left and right channel mixer circuits, where they are mixed with the original mono signal.

At very low frequencies, the 0.5ms delay time is short relative to wavelength. Thus, the delayed signal reinforces the signal in the right channel and tends to cancel the signal in the left. As a result, low bass is 6dB louder in the right channel, and almost totally absent in the left. At 1kHz, however, a 0.5ms delay represents one-half of the wavelength, so the two phases are effectively reversed. We now get a 6dB reinforcement in the left channel and signal cancellation in the right.

This addition and subtraction effect is repeated for each 1kHz interval (actually slightly less in the prototype) across the audio spectrum, with maxima and minima occurring at each 1kHz "marker". This is depicted in Fig. 2 which plots the frequency response of the two output channels. Note that when the output on one channel is at a maximum, the other channel is at a minimum.


Circuit description

The circuit is based on a design that appeared in the June 1982 edition of the American magazine "Popular Electronics". However, while our circuit uses the same general principle, it has been extensively modified to improve the performance and make use of locally available components.

Input signals to the stereo synthesiser are fed in via two pairs of RCA input sockets. One pair of input sockets is wired in parallel and accept a mono input signal, eg from a VCR or a TV set. The other pair are isolated from each other and can accept either a stereo input signal — as from an FM tuner — or a paralleled mono input signal.

Switch S1a,b selects between the two source inputs and passes each channel through a subsonic filter formed by a 0.1μF capacitor and two 47kΩ (or 1 x 100kΩ) resistors. The left input signal is then fed to the input of mixer/buffer amplifier IC1a, while the right input signal goes to IC1c. IC1a and IC1c both function as inverting amplifiers with gain set to unity by 100kΩ feedback resistors.

A 56pF capacitor is included in the feedback loop of each amplifier to roll off the response above 30kHz. This is a



A single printed circuit board accommodates most of the components. Keep mains wiring neat and tidy to avoid the possibility of electric shock.

PARTS LIST

1 metal case, 160 x 184 x 70mm
 1 Scotchcal front panel, 160 x 75mm
 1 printed circuit board, code 82/ms/8, 121 x 99mm
 1 six-way RCA socket panel
 2 SPDT toggle switches
 1 DPDT toggle switch
 1 28V, or 36V CT transformer, Ferguson PF3786, PF3787 or equivalent
 1 mains cord and plug
 1 mains cord clamp
 1 three-way terminal block
 1 rubber grommet
 2 solder lugs
 4 12mm tapped brass standoffs

CAPACITORS

2 1000uF/25VW PC electrolytic
 1 47uF/16VW PC electrolytic
 2 10uF/16VW tantalum
 1 10uF/16VW PC electrolytic
 1 0.22uF metallised polyster (greencap)
 7 0.1uF greencap
 1 .0015uF greencap
 1 .0012uF greencap

1 470pF 2kV disc ceramic
 1 150pF disc ceramic
 1 120pF disc ceramic
 4 56pF disc ceramic

SEMICONDUCTORS

1 LF347 quad BiFET op amp
 1 MN3001 dual n-channel BBD
 1 4049 hex inverter
 1 TL071, LF351, Fet-input op amp
 1 7815 +15V 3-terminal regulator
 1 7915 -15V 3-terminal regulator
 1 4.7V 400mW zener diode
 4 1N4001 1A silicon diodes
 2 1N4148 silicon diodes
 1 red LED and bezel

RESISTORS (¼W, 5% unless stated)

3 x 120kΩ, 8 x 100kΩ, 2 x 47kΩ, 3 x 27kΩ, 1 x 22kΩ, 5 x 10kΩ, 1 x 5.6kΩ, 1 x 2.7kΩ ½W, 1 x 1.5kΩ, 1 x 1kΩ, 2 x 390Ω, 1 x 10kΩ large vertical trimpot.

MISCELLANEOUS

Machine screws and nuts, 1 metre of shielded audio cable, 200mm of rain-bow cable, solder, etc.

precautionary measure, designed to filter out any noise from the bucket brigade device when the unit is operating in the synthesiser mode.

Delay line driver IC1b functions as a non-inverting unity gain buffer stage. Its input signal is derived from the left channel, at the junction of the two 47kΩ input resistors, and will be half the amplitude of the original signal due to the voltage

divider action of these resistors. Since IC1b has unity gain, its output is also one half the left input signal, and this ensures that signal peaks within the delay line are well below maximum.

The output from the delay-line driver passes to the pin 3 input of IC2, an MN3001 dual 512-stage bucket brigade device that operates as an analog shift register. Input bias voltage from the BBD

is set by trimpot VR1, and this is blocked from the output of IC1b by a $10\mu\text{F}$ capacitor. Switch S2 bypasses the stereo synthesiser function by grounding the output of IC1b, thereby removing by signal from the delay line.

We won't delve into the internal operation of the BBD here. Suffice to say that if an audio signal is fed to its input, a delayed version of this signal appears at the output. Note that in this circuit only one-half of the MN3001 BBD is used. The unused pins of the other half are tied either high or low.

Clock signals for the BBD are derived from a two-phase clock oscillator formed by IC3, a 4049 hex inverter IC. IC3a, 3b and 3c form a standard CMOS oscillator, while inverters IC3d and IC3e buffer the out-of-phase clock signals to pins 2 and 12 of IC2. The nominal clock frequency is 550kHz.

The delay time through IC2 is $465\mu\text{s}$ (512 divided by twice the clock frequency). Its output signal appears at pins 13 and 14 and is AC-coupled to a low pass filter which uses a single Fet-input op amp (IC4) and three RC networks.

This combination active/passive filter gives a Butterworth response (maximally flat in the passband) and a -3dB point at 20kHz. Gain in the passband is unity, while the ultimate slope of the filter is 18dB/octave above the corner frequency (-3dB point).

IC4 and IC1d effectively operate to produce two buffered outputs, one 180° out of phase with the other. In other words, we have the phase splitter referred to in Fig. 1. The in-phase delayed signal appears at the output of IC1d and is fed into the right channel mixer amplifier (IC1c) via a $27\text{k}\Omega$ resistor. The out-of-phase delayed signal appears at the output of IC4 and is fed into the left channel mixer amplifier (IC1a), again via a $27\text{k}\Omega$ resistor.

Thus, when the delayed signal is exactly in phase with the original, the output from the right channel increases by about 6dB and the left channel output decreases to about -20dB (or less). This situation is reversed when the delayed signal is exactly out of phase with the original.

The power supply is conventional and consists of a 30V centre-tapped transformer driving a bridge rectifier, with filtering provided by two $1000\mu\text{F}$ 25VW electrolytic capacitors. Regulated $\pm 15\text{V}$ supplies are derived using positive and negative 3-terminal regulators, while zener diode D3 provides the $+4.7\text{V}$ rail. The remaining -13.8V rail is derived using diodes D1 and D2.

Decoupling of the regulator outputs is provided by two $10\mu\text{F}$ tantalum

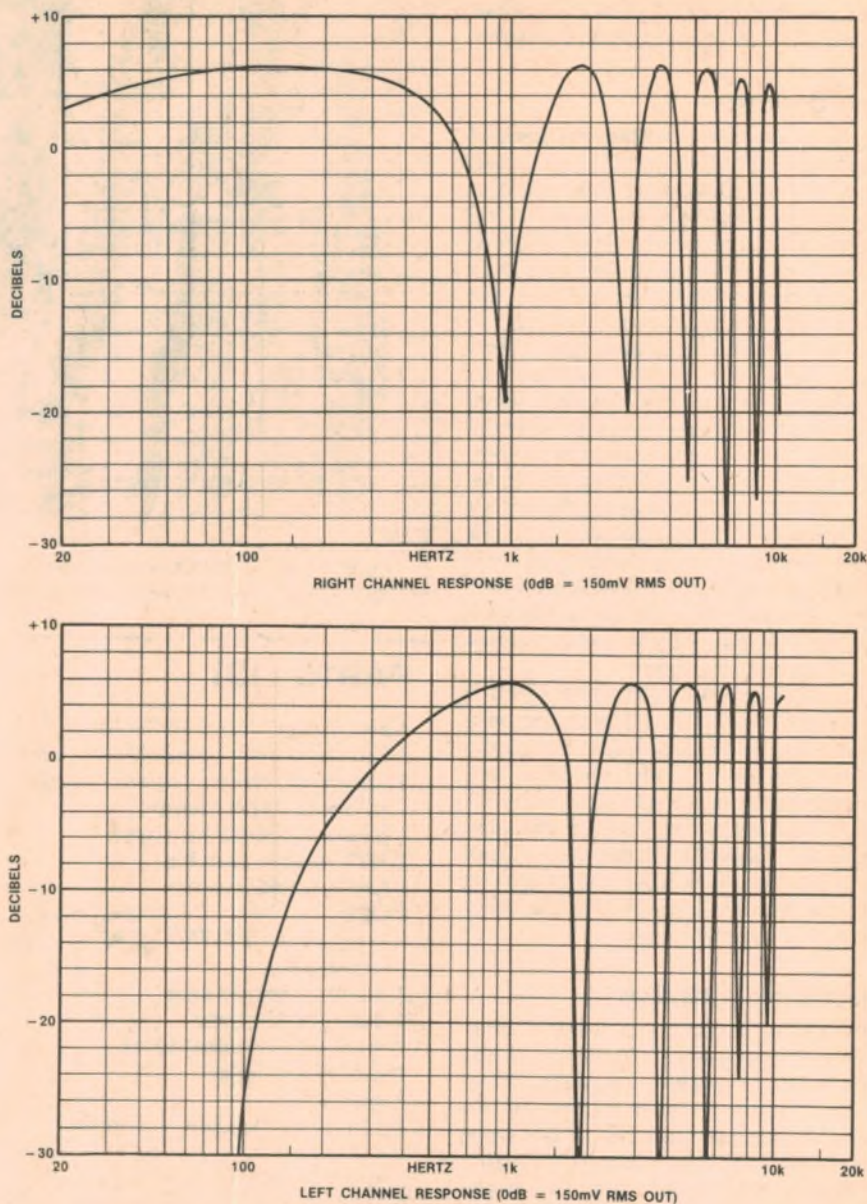


Fig. 2: frequency response curves for the right and left output channels. Note that when one channel is at maximum output, the other is at minimum.

capacitors, while a LED connected in series with a $2.7\text{k}\Omega$ resistor across the $\pm 15\text{V}$ rails provides power on/off indication. The 470pF capacitor across the mains switch (S3) is included to minimise switch-on transients.

Readers should also note the $0.1\mu\text{F}$ capacitor between the circuit earth and chassis. This capacitor AC-couples the 0V rail to chassis to suppress mains-borne interference, while at the same time avoiding the hum loop problem that a direct connection would cause.

Construction

The circuit is built on a small printed circuit board (PCB) coded 82ms8 and measuring $121 \times 99\text{mm}$. Assemble the PCB according to the parts layout

diagram, leaving the four ICs until last. Pay particular attention to the orientation of polarised components and don't forget the four wire links.

The MN3001 and 4049 ICs are both CMOS devices, so the usual precautions should be observed. Earth the barrel of your soldering iron to the earth track on the PCB using a small clip lead and solder the power supply pins first. These are pins 1, 4 and 11 for the MN3001, and

A two-phase clock (IC3) driving a bucket brigade device (IC2) forms the heart of the circuit. The delayed signal from the BBD is fed to phase splitter IC4/IC1d and the resulting signal mixed back with the original.

SERIES 5000

As designed by ETI



SERIES 5000 PREAMPLIFIER — SPECIFICATIONS

Frequency response:	High-level input: 15Hz-130 kHz, +0, -1 dB Low-level input — conforms to RIAA equalisation, ± 0.2 dB
Distortion:	1kHz $< 0.003\%$ on all inputs (limit of resolution on measuring equipment due to noise limitation).
S/N noise:	High-level input, master full, with respect to 300 mV input signal at full output (1.2V): > 92 dB flat > 100 dB A-weighted. MM input, master full, with respect to full output (1.2V) at 5 mV input, 50 ohm source resistance connected: > 86 dB flat > 92 dB A-weighted. MC input, master full, with respect to full output (1.2V) and 200 μ V input signal: > 71 dB flat > 75 dB A-weighted.



N.B. Picture is only of original heatsink supplied with this project. Our one is tapped from the rear so that no screw heads are visible. New picture next month.

Please note that the "Superb quality" Heatsink for the power amp was designed and developed by Rod Irving Electronics and is being supplied to other kit suppliers. This product cost \$1,200 to develop so that your amplifier kit would have a professional finish as well as sound. We also have a new range of rack mounting boxes which will be released soon.

SERIES 5000 POWER AMPLIFIER — SPECIFICATIONS

Power output:	100W RMS into 8 ohms (± 55 V supply).
Frequency response:	8 Hz to 20 kHz, +0 -0.4 dB 2.8-Hz to 65 kHz, +0 -3 dB. NOTE: These figures are determined solely by passive filters.
input sensitivity:	1V RMS for 100W output.
Hum:	- 100dB below full output (flat).
Noise:	- 116 dB below full output (flat, 20 kHz bandwidth).
2nd harmonic distortion:	$< 0.001\%$ at 1 kHz (0.0007% on prototypes) at 100 W output using a ± 56 V supply rated at 4 A continuous. $< 0.003\%$ at 10 kHz and 100 W.
3rd harmonic distortion:	$< 0.0003\%$ for all frequencies less than 10 kHz and all powers below clipping.
Total harmonic distortion:	Determined by 2nd harmonic distortion (see above).
Intermodulation distortion:	$< 0.003\%$ at 100 W. (50 Hz and 7 kHz mixed 4:1).
Stability:	Unconditional

EXTRA FEATURES OF OUR KITS

POWER AMPLIFIER

KIT PRICE \$279.00 P & P \$80.00

- 1% Metal Film Resistors are used where possible
- Prewound Coils are supplied
- Aluminium case as per the original article
- All components are top quality
- Over 200 kits now sold
- We have built this unit and so know what needs to go into every kit
- SUPER FINISH Front panel supplied with every kit at no extra cost to you
- We are so confident of this kit that we can now offer it assembled and tested so that people who do not have the time can appreciate the sound that this amplifier puts out. This is done on a per order basis delivery approx. two weeks after placement

The price is only \$399.00

*All parts available separately for both kits

PREAMPLIFIER

KIT PRICE \$239.00 P & P \$80.00

- 1% Metal Film Resistors are supplied
- 14 metres of Low Capacitance Shielded are supplied (a bit extra in case of mistakes)
- English "Lorlin" Switches are supplied no substitutes as others supply
- We have built and tested this unit and so know what needs to go into every kit
- Specially imported black anodised aluminium knobs
- Again as with the power amp we are offering this kit A & T at a price which we do not believe there is a commercial unit available that sounds as good. Same delivery as the P.A.

All the above for only \$399.00

SERIES 4000 SPEAKERS FROM ETI

SERIES 4000/14-WAY SPEAKERS

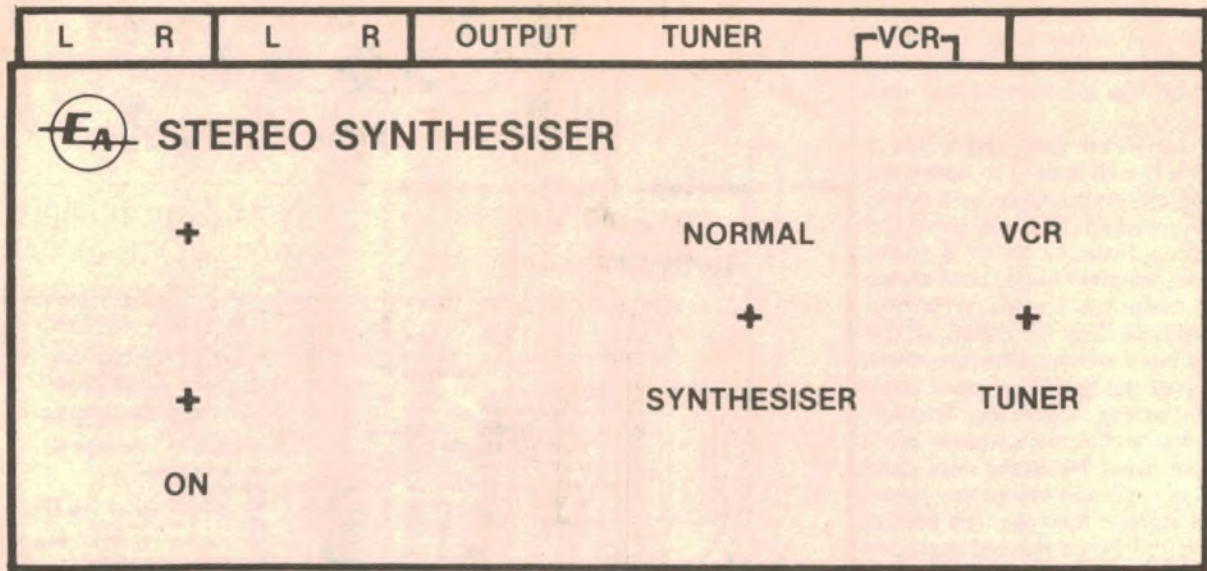
A no compromise, top-line system designed by David Tilbrook and described in the February 1980 ETI. Those who own them or have heard them universally praise them for clarity of sound, superb stereo imaging and smoothness of response. Employing Philips' latest range of low distortion drivers and a specially-designed crossover network (another Tilbrook masterpiece) these speakers are the equal of other systems costing up to three times the price. The 4000/1 will handle 100 W continuous, up to 400 W peak.

PLEASE CHECK PRICES AND AVAILABILITY



ROD IRVING ELECTRONICS

425 HIGH STREET NORTHCOTE 3070 MELBOURNE (03) 489-8131



Above and right are actual size artworks for the front panel and PCB. Finished boards and panels will be available from the usual retail outlets.

ting an IC back-to-front.

Satisfied that all is correct, rotate trimpot vR1 to mid-position and switch on. The only adjustment necessary involves setting the bias on pin 3 of the BBD (IC2). Connect your multimeter between the circuit earth (not the chassis) and the wiper of VR1, and adjust VR1 until you get a reading of $-4.5V$.

Check the supply rails to the BBD if you are unable to get the correct bias adjustment. If the LED fails to light, try reversing its leads.


Your Stereo Synthesiser is now ready for use.

Performance

Because of limitations in the BBD device, the unit does not meet hifi specifications but is entirely adequate to enhance the output of a VCR or AM broadcast tuner. The signal-to-noise ratio is around $-47dB$ with respect to $150mV$ RMS, while harmonic distortion is typically $0.4%$ at the same output level.

Although labelled VCR and tuner, the two inputs may be coupled to any mono or stereo source capable of delivering $100mV$ to $1V$. The easiest method of connection is simply to interpose the synthesiser between the source and the amplifier, but you could also connect it in the tape loop of the amplifier.

Whatever your source, if it only has a single mono output it should be connected to one of the VCR inputs — it doesn't matter which one. A source capable of either stereo or mono output, such as an AM/FM tuner, should be con-



nected to the left and right tuner inputs. Note that the synthesiser inverts the phase of both channels by 180° , regardless of whether S2 is set to normal (ie, synthesiser bypassed) or synthesiser.

We do not recommend that you con-

nect the synthesiser to your TV unless it has an audio output socket. Many modern receivers have a live (240V AC) chassis, and it's best that you stay well clear unless you know precisely what you are doing!

CAR COMPUTER PART THREE

Our final article this month tells you how to fit the fuel flow and distance sensors to the vehicle, and describes how the Car Computer is operated. Also included is a listing of the EPROM program.

by JOHN CLARKE and GREG SWAIN

Before actually describing how the sensors are fitted to the vehicle, we should first point out that the Prince fuel flow sensor will not now be available with this kit. We learned of this situation shortly after the August issue went to press, and by that stage it was too late to make any alterations.

This means that kit suppliers will only be supplying the Moray fuel flow sensor, which is all to the good. As explained last month, the Moray sensor is the preferred unit as it allows a one second update time for instantaneous fuel consumption. The Prince unit, by comparison, was only good for eight second update times.

The way in which the sensors are fitted will be largely self-evident from the accompanying diagrams. Fitting is straightforward, although dirty hands and bruised knuckles are par for the

course when working with any motor vehicle. We suggest that constructors read this article carefully, as there are a number of important guidelines that must be followed.

Fuel flow sensor

The fuel flow sensor is fitted in the fuel line between the fuel pump and the carburettor — preferably after the fuel filter (see Fig. 1). It should ideally be mounted vertically, but if it has to be mounted horizontally it should be fitted with the fuel passage above the detector housing. The arrow on the side of the sensor must point in the direction of flow; ie, towards the carburettor.

In cars which use flexible hosing between the fuel pump and carburettor, it is simply necessary to disconnect the hose at the pump end (assuming a mechanical fuel pump with integral filter) and insert

the flow sensor in the line. If a metal fuel line is used, it will have to have a suitable length cut out of it. Remove the fuel line from the vehicle before cutting so that the ends can be satisfactorily deburred and any filing cleaned away.


Use only genuine fuel line hose to make the interconnections to the sensor. Do not use nylon tubing or any other type of hose not designed for petrol, as it will become hard and prone to leakage within a short period of time. Secure each connection with a hose clamp to prevent leakage.

Because of its light weight, the Moray fuel flow sensor can usually be mounted suspended in the fuel line without the need for a supporting bracket. Avoid close proximity to ignition leads, and keep it well away from the exhaust manifold to avoid the possibility of vapour lock. You should also ensure that the sensor is correctly oriented, that all clamp connections are tight, and that the hoses are not kinked or stressed.

On vehicles fitted with a recirculating fuel system, the flow sensor should be fitted as shown in Fig. 2. A car with a recirculating fuel system is one in which petrol is not only pumped to the carburettor, but is pumped back to the fuel tank as well. If your car has a second pipe connected to the fuel line union at the carburettor, and which runs back to the tank, then it has a recirculating fuel system (see Fig. 1).

Fairly obviously, any fuel returned to the tank must bypass the fuel flow sensor otherwise we would get an incorrect reading of fuel usage. This problem is overcome by fitting a T-junction into the fuel line between the pump and the flow meter. The original return is then blocked off using a suitable brass plug secured by a clamp.

Make sure that the stem of the T-junction is used for the return to the



Car Computer can be mounted at any convenient location on or under the dashboard. Unit is easy to operate and calibrate. (see text).

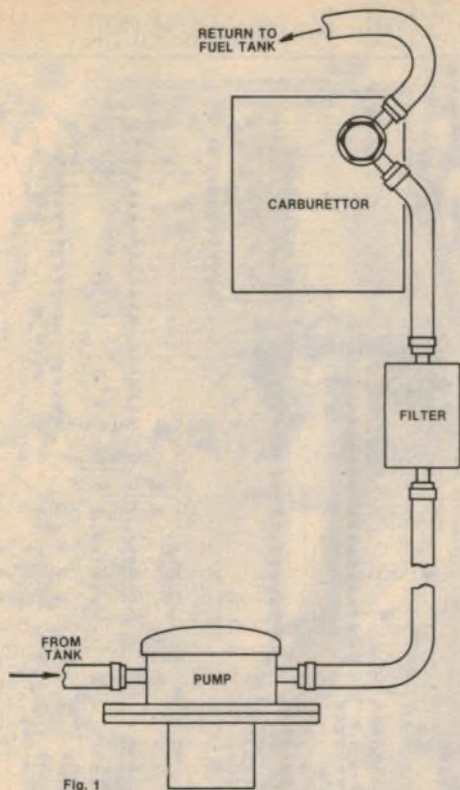


Fig. 1

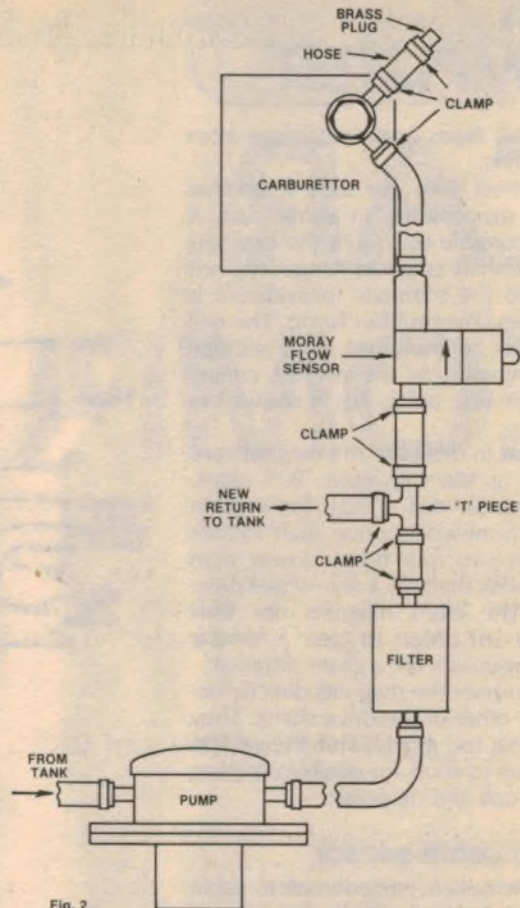


Fig. 2

Figs. 1 & 2: fitting the fuel flow sensor to a car with a recirculating fuel system. Mount the sensor vertically, with the arrow pointing in the direction of the flow.

tank, as this contains a restricting orifice which limits the return flow. On some cars, a T-junction is fitted between the pump and carburettor as standard, in which case the flow meter should be fitted after the T-junction.


WARNING: some cars, such as the Holden Commodore, are fitted with a vapour recovery system employing a charcoal cannister. This is NOT the same as a recirculating fuel system, and on no account should you tamper with the vapour recovery line between the charcoal cannister and the carburettor. If in doubt, consult your local dealer.

Unfortunately, the Moray fuel flow sensor cannot be used with fuel injection or diesel engines.

Distance sensors

As stated last month, two different distance sensors can be fitted: (1) a magnetic pick-up using a coil and rotating magnets, or (2) a speedometer cable sensor. Generally, the magnetic pick-up system will suit most rear-wheel drive cars with a front-mounted engine, as the tail shaft is an ideal position for the magnets. It may also be possible to find a suitable position for the magnets on some front-wheel drive cars.

Figs. 3 and 4 show how the magnetic



Moray fuel flow sensor (left) and matching T-piece (right). The T-piece is used only in cars which have recirculating fuel systems.

pick-up sensor is installed in rear-wheel and front-wheel drive cars respectively. In the case of a rear-wheel drive car the sensor should be mounted as close to the gearbox as possible, where vertical movements of the tail shaft are minimal. The magnets are secured to the tail shaft using tie wire and epoxy adhesive.

We used four 15mm-dia round magnets in all, two mounted side-by-side at each position to compensate for any longitudinal movement of the tail shaft (see Fig. 3). Some kit suppliers, however, will be supplying 25mm-long bar magnets, in which case only one magnet will be required at each position.

The coil was mounted on an L-shaped bracket made from aluminium and

secured to the underside of the car using self-tapping screws. This bracket should be positioned so that there is a 10mm gap between the end of the coil and the magnets when they are directly opposite each other. Be careful not to damage any wiring cables running along the floor when drilling the mounting holes for the bracket.

Wiring to the coil can be run along the underside of the car, with the leads secured at various points as convenient. Do not connect the earth lead to chassis at the coil mounting position. Instead, we suggest that both the earth and signal leads be run as a twisted pair all the way back to the rear panel socket on the computer. Plastic tubing can be used to

CAR COMPUTER

protect the leads against damage from flying stones.

Front-wheel drive cars are a somewhat different proposition. In some cars, it may be possible to mount the magnets on a drive-shaft coupling flange where it bolts onto the transaxle (provided it is not covered by a rubber boot). The coil could then be mounted on a suitable bracket secured to the nearest convenient mounting point. Fig. 4 shows the basic idea.

Note that in this case the magnets are mounted at four positions, 90° apart. The reason for this is that, for a given speed, a front-wheel drive shaft rotates about three to four times slower than the propeller shaft on a rear-wheel drive vehicle. The extra magnets are thus necessary in order to get a similar number of pulses for a given distance.

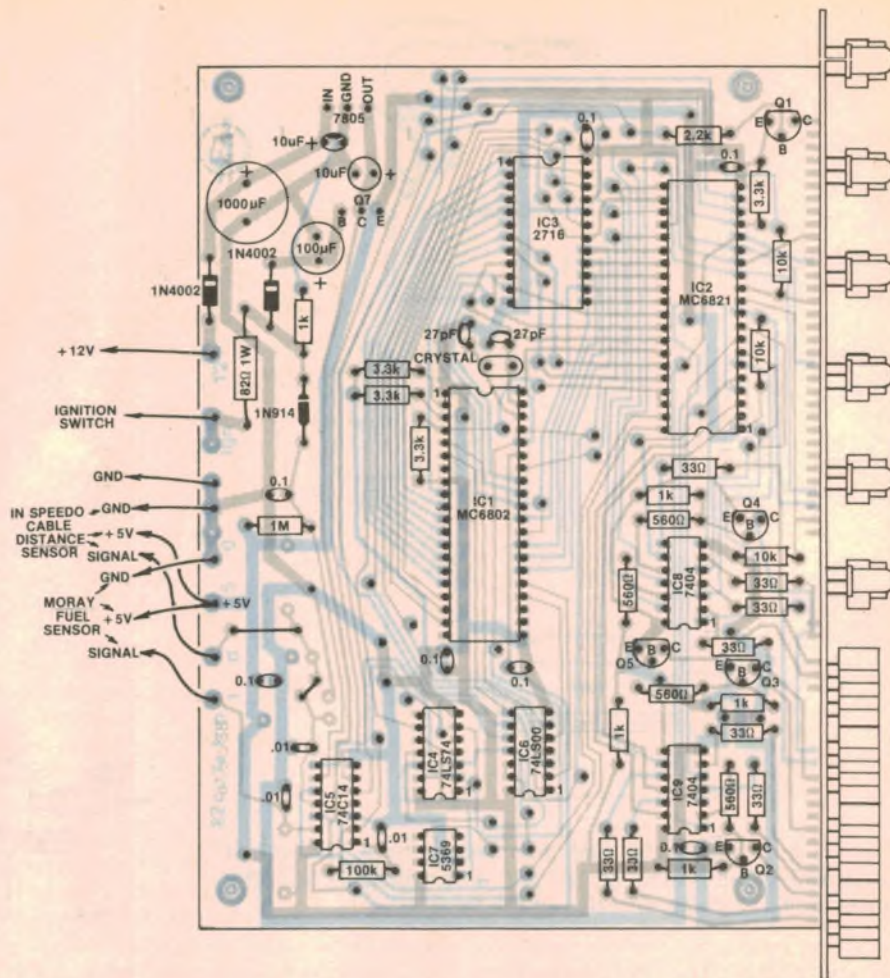
Do not mount the magnets directly onto one or other of the drive shafts. They move about too much when the vehicle is in motion to allow for reliable coupling between coil and magnets.

Speedo cable sensor

The alternative speedometer cable sensor can be used with both front and rear-wheel drive cars, but is mainly applicable to front-wheel drive cars where the drive shaft flanges are not accessible. In order to fit it, the outer sheath must be removed from the speedometer cable and cut at a suitable point. The inner cable is then pushed through the sensor and the speedometer cable re-assembled.

Generally speaking, the best position for the speedometer sensor is close to the firewall in the engine compartment. The installation procedure is as follows:

- Mark the appropriate position with white chalk, then remove the speedometer cable from the vehicle;
- Remove the retaining circlip and withdraw the inner cable;
- Using a hacksaw, cut out and discard a 15mm section of the outer sheath at the marked position;
- Push the inner cable through the sensor and refit the two sheath sections by clamping the ends in the slotted end tubes. Note that the inner cable should be a force fit into the sensor, otherwise the slotted disc inside the sensor will not rotate;
- Check that the inner cable is free to rotate, then re-install the speedometer cable in the vehicle.



Follow this parts overlay diagram if the speedometer cable distance sensor is used. If the magnetic pick-up sensor is used, the parts overlay diagram in the August issue should be followed, but note that the 4.7kΩ resistor must be deleted to accommodate the Moray fuel flow sensor.

As supplied, the speedometer cable sensor can be fitted to most speedometer cables. Readers should note, however, that it cannot be used in vehicles fitted with an electronic speedometer — eg XD and XE Ford Falcons — for the simple reason that such vehicles do not have a speedometer cable!

If you do elect to fit the speedometer cable sensor, then the PCB parts layout diagram accompanying this article should be followed. If the magnetic pick-up sensor is used, then the overlay diagram in the August issue should be followed but don't forget to delete the 4.7kΩ resistor in order to accommodate the Moray fuel flow sensor.

Once the sensors have been installed, the wiring to the Car Computer can be completed. Fig. 5 shows the recommended wiring to the 12-pin Utilux socket, as viewed from the front. The leads from the sensors are passed

through the firewall, and terminated to the appropriate mating pins on the matching plug. Make sure that you get these connections right, otherwise the circuitry could be damaged.

The +12V from the ignition switch and the permanent +12V supply can be obtained from the fusebox. Check the voltages available with a multimeter before actually connecting the leads, and make the connections to the fused side. The ground connection can be made at any suitable chassis point.

The Car Computer itself can be mounted at any convenient location on or under the dashboard, using a suitable U-shaped bracket. We'll leave it to readers to work out mounting details to suit individual model cars.

Operation

At first switch on, all memory locations have random numbers located in them. Press the START key to clear hour.min,

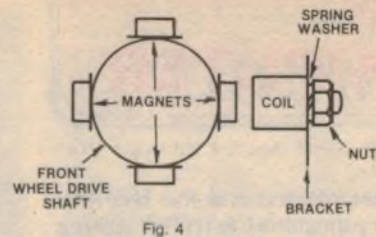
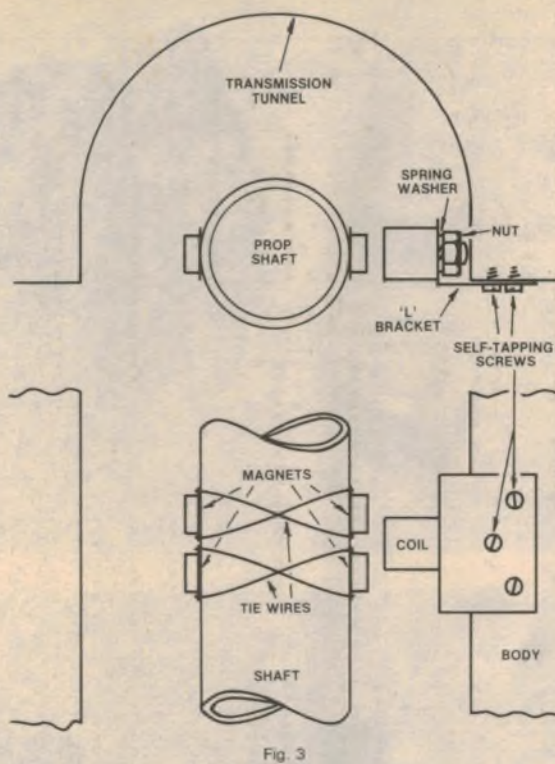


Fig. 3 (left) shows how the magnetic pick-up sensor is installed in a rear-wheel drive car while Fig. 4 (above) shows the installation for a front-wheel drive car (see text).

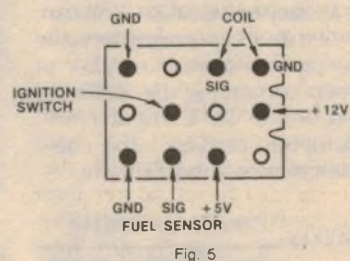


Fig. 5: recommended wiring for the 12-pin Utilux socket, as viewed from the front. An additional connection to +5V will be required if the speedometer cable sensor is used.

litres, km, and their associated pulse count memories. Data to be entered initially includes the maximum fuel tank capacity, and the litres CAL and km CAL calibration numbers. The fuel remaining (litres REM) and journey length (km REM) figures must also be entered initially and, subsequently, each time fuel is added to the tank or a "new" journey undertaken.

Let's go through the procedure step-by-step:

- **Litres CAL.** The number to be entered here is the number of pulses that the fuel sensor provides for 0.1 litres of fuel flow. Each Moray sensor is precalibrated by the manufacturer, and a small tag on the sensor lead provides a clue to the calibration number to be used. On one side of the tag is a number for litres, and on the other a number for gallons. All you have to do is multiply the litre reading by 25.6 to get the litre CAL number for that particular sensor. For example, our Moray sensor has the number 67; multiplying this by 25.6 gives a calibration number of 1715 pulses per 0.1 litres.

To enter this number, first press the litres CAL key switch (key switch 6). The display should show a random number. Now press the ENTER key switch — the display will clear and the ENTER LED will light. Finally, enter the calculated calibration number and press the END key to extinguish the ENTER LED. For example, to enter 1715 press 6, ENTER, 1, 7, 1, 5, END.

The display will now show the calibra-

tion number just entered. If you are not convinced, press another function key and then return to the litres CAL key. The previously entered number will again be displayed. Note that although a decimal point can be entered into the calibration number, this will be totally ignored by the computer. After the END key is pressed, the decimal point will disappear.

It is a good idea to write the calibration number down and keep it in a safe place as it will have to be re-entered each time the battery is disconnected from the vehicle. The same applies to the distance calibration number (see below) and any other enterable data.

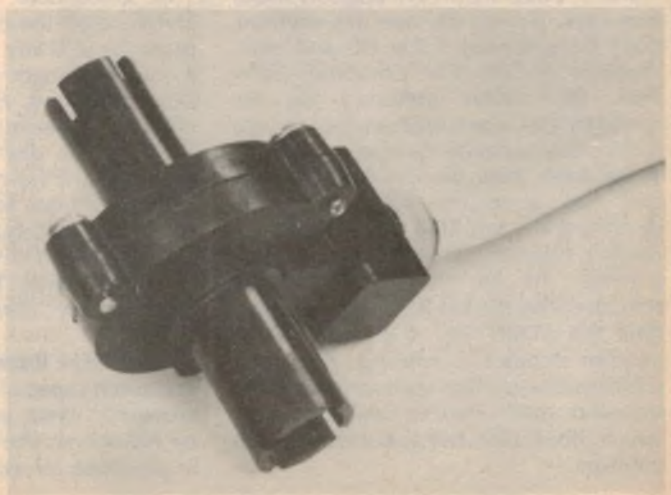
- **km CAL.** This is the number of pulses received from the distance sensor in one

kilometre. If you are using a magnetic pick-up sensor mounted on the tail shaft, an approximate distance calibration number can be calculated. Measure the wheel diameter (the horizontal distance) in mm, multiply by $3.14 (\pi)$ and divide the result into 1 million. This gives the number of wheel rotations per kilometre. Multiplying this value by the differential ratio of the particular car and then by two (two magnets on the shaft) will then provide an approximate number for the distance calibration.

The actual number will be in the region of 4000.

To enter the distance calibration number, first press the distance CAL key switch (key switch 7) followed by the ENTER button. The calibration number

The speedometer cable distance sensor can be used on both front and rear-wheel drive cars, but not on cars which have an electronic speedometer (eg, XD, XE Ford Falcon).



CAR COMPUTER

can now be entered and the END key pressed to extinguish the ENTER LED (eg to enter 4000 press 7, ENTER, 4, 0, 0, 0, END).

The alternative speedometer cable sensor provides a similar number of pulses per kilometre, although the actual value is not as easy to calculate. You can, however, arrive at an approximate value by first entering a calibration number of 4000 and then comparing the indicated km/h reading on the Car Computer with the speedometer reading. The new distance calibration number is then:



$$\text{km CAL} = 4000 \times \frac{\text{Computer reading}}{\text{Speedometer reading}}$$

Note that the maximum calibration number that can be fed in is 9999. If the calculated calibration number is greater than this, you will have to dismantle the sensor and remove half the number of vanes (either that, or use the magnetic pick-up).

The exact distance calibration number (both types of sensors) can now be found using one of two methods. First, a direct comparison can be made between the km reading on the Car Computer and the car's odometer. Zero the odometer trip meter, press the START button on the computer, and drive the car for 15-20km (longer journeys will give a more accurate result). The true calibration number is now calculated by multiplying the old calibration number by the computer reading and dividing by the odometer reading.

A more accurate method involves checking the indicated distance on the Car Computer against the kilometre marking posts located alongside major highways. If you do use this method, don't be surprised if the km and km/h readings on the Car Computer differ from the values indicated on the speedometer. Car speedometers are not particularly accurate devices!

- **km REM.** Press the km and REM keys and the associated LEDs will light, displaying the km REM value. Initially, a random number will be displayed. Once entered, the km REM value will be reloaded into the km REM memory each time the START key is pressed unless another distance is entered. This value will decrease by 1km for every kilometre travelled until zero is reached, after which the display will count down from 9999km.



Two versions of the magnetic pick-up sensor currently available from kit suppliers. See Figs. 3 & 4 and text for installation details.

To enter data, press km, REM and ENTER, enter the expected distance, and press the END key. For example, to enter a journey length of 483km press km, REM, ENTER, 4, 8, 3, END. Note that entering a decimal point will cause a "d.Err" to be displayed, indicating that the value will have to be entered again.

If the estimate for the distance of the journey is subsequently found to be incorrect, the km REM value can be changed at any time. The hour.min REM is automatically corrected for the new value.

- **litres REM RANGE.** This value is the maximum capacity of the fuel tank to the nearest 0.1 litres, as specified in the vehicle handbook. The value stored is actually provided for convenience when the

tank is filled, since it can be directly entered into the litres REM memory. Press litres, AV and ENTER, enter the tank capacity, and then press END. Note that the entry must be made to the nearest 0.1 litres, otherwise "F.Err" will appear on the display.

- **litres REM.** This is the actual amount of fuel in the tank, so new data must be entered each time fuel is added. Initially, a random number will appear and you will have to determine and enter the amount in the tank. The easiest method is to fill the tank and then enter the tank capacity. This is done by pressing litres and AV (to display the tank capacity), followed by ENTER and END. Do not enter any numbers. The litres REM RANGE value will now be stored in the

**NEW STORE
opening October
in Carlingford**


AT CARLINGFORD COURT NEXT TO KENTUCKY FRIED CHICKEN

★ CAA ★ COMPUTER

★ **HIT**

THIS GREAT NEW EA DESIGN IS
AVAILABLE FROM JAYCAR!!!

**FROM
\$109.50**



SAVE A FORTUNE ON PETROL BILLS!

—YOU WILL KNOW EXACTLY HOW MUCH FUEL YOU
ARE USING AND THE RATE AT WHICH IT IS
BEING USED!!!


CALCULATES

- FUEL ECONOMY (INSTANTLY AS YOU TRAVEL ALONG) IN LITRES/100KM.
- AVERAGE ECONOMY OVER A TRIP.
- AMOUNT OF FUEL USED SO FAR
- AMOUNT OF FUEL NEEDED (BASED ON AVERAGE USE) TO COMPLETE TRIP. ALSO TIME REMAINING.
- ELAPSED TIME
- SPEED IN K'S/HR. MORE ACCURATE THAN CAR SPEEDO
- DISTANCE TRAVELLED/REMAINING
- HOW FAR YOU CAN GO ON FUEL LEFT

Ref: JULY/AUG 82

**HIGH QUALITY
DOUBLE-SIDED
PLATED THRU
PCB's!
—A MUST!!**

FUEL SENSOR ★



This is a genuine English 'MORAY' unit that was strongly recommended by EA. Measures fuel from 1-100 litres per hour. Output 20,000 pulses/litre, CMOS/TTL Compatible. A comprehensive data sheet is supplied with each unit.

\$45

pricing * * * * *

information
All Electronics including both PCB's plated—through, programmed EPROM, 1% metal film resistors, high spec components and YOUR CHOICE of either speedometer cable speed sensor OR tailshaft sensor. (Please specify) **\$109.50**
Pre-Punched case with, special silk screened panel and multi-way connector. **\$29.50**
'MORAY' High resolution Fuel Sensor **\$45.00**
IF PURCHASED TOGETHER **ONLY \$179**
— WITH EXCLUSIVE LITRE/100KM—MPG CONVERSION CHART

* speed sensors *

Two types available. Both operate with the EA Car Computer and give much the same results. The speedo cable unit is handy for front-wheel drive or cars which have no tailshaft. This unit does require the speedo cable (outer sheath) to be cut. It does not affect the operation of the speedometer in any way and can be used with tailshaft cars also. The magnet/coil unit is only really suitable for cars fitted with tailshafts, but the speedo cable is not touched.



\$19.50

TAIL SHAFT TYPE (COIL/MAGNET)
SPEEDO CABLE TYPE



\$14.50

JAYCAR

125 YORK ST SYDNEY 2000
Ph. 2646688 Telex: 72293
Mail Orders To:
Box K-39 Haymarket 2000

POST AND PACKING CHARGES
\$5-\$9.99 (\$1.20) \$10-\$24.99 (\$2.40)
\$25-\$49.99 (\$3.50) \$50-\$99.99 (\$4.60)
\$100 up (\$6.20)

NEW SHOP HOURS
Mon-Fri 8.30 to 5.30pm
Sat 8.30 to 12.00pm
Thurs night to 8.30pm

SAVE A FORTUNE...

Build it yourself from a Dick Smith Kit!



Why pay for commercial equipment when, with just a few hours of your time, you can build it yourself with the aid of a Dick Smith Kit. Because you supply the labour, you can save \$\$\$! AND what's more, it's great fun. So have a go and do it yourself. Your friends will never believe you built it!

AUSTRALIA'S MOST POPULAR KIT COMPUTER!

OVER 2,000 SOLD!!



Cat. K-3600

The Electronics Aust./ Dick Smith SUPER 80 A FULL SIZE COMPUTER

You are supplied with a full board including power-on EPROM monitor, 16K of RAM, cassette interface (relay activated) for universal control of any tape recorder, TV modulator and direct video output PLUS full size professional keyboard — not a 'feel less' toy!

was ~~\$295⁰⁰~~

* now only

\$239⁵⁰

SUPER 80 Options and Add-Ons

Transformer (M-2325)	\$23.00
BASIC Interpreter (tape) (K-3602)	\$12.50
IC Socket Set (K-3603)	\$12.50
Lower Case Generator Option (K-3607)	\$49.00
BASIC in EPROM (K-3604)	\$49.50
S-100 Expansion Unit (K-3606)	\$19.50
Metal Case (H-3200)	\$44.95
SUPER 80 Technical Manual (B-3600)	\$9.50
SUPER 80 BASIC Handbook (B-3602)	\$9.50



DICK SMITH DELUXE COUNTER

The experimenter's delight! Every hobbyist at some time needs a counter. Here's one that won't break the bank. A deluxe fibreglass PCB with all counter components are supplied — and you can use this as a base for a huge number of projects. Operates from 5 to 15V supply. Exclusive to Dick Smith Electronics, with our own specially prepared instruction manual showing not only how to build it, but a number of experiments too!

\$29⁵⁰

Cat. K-3451

AND A NEW PANEL METER MODULE!

An incredibly versatile and highly accurate panel meter with a highly visible LCD display with HUGE 15mm digits. Uses the famous 'Intersil' chip (as used in a huge number of professional test circuits), and its low cost makes it an extremely attractive and viable replacement for conventional analog equipment. The display is removable from the rest of the PCB for remote or angled placement. Fantastic! Full scale: 200mV; Resolution: 100uV; Power Supply: 5-15VDC

\$29⁵⁰

Cat. K-3450

DRILL SPEED CONTROL

\$13⁹⁵

OVER 10,000 SOLD!

Unique speed control for your drill: goes down to near zero without excessive torque loss. Complete with 3 pin mains socket, insulated knob and Marvi-plate front panel! Robust and effective — easy to build. SEE EA JULY '76

Cat. K-3080



HIGH POWER SUPPLY 13.8V @ 7.5A (10A Pk)

At last — the project you've waited for! Great for high power transceivers, a service bench supply — you name it! Very sturdy case for maximum protection — professional quality, complete with handles for easy movement. Plus a special screened front panel and huge colour-coded output terminals with a massive heatsink for maximum dissipation. And the protected output means you won't cook the supply (also has LED overload indicator!) A bewdy!

Cat. K-3452

\$79⁵⁰

SEE ETI JULY '82



Play It!

ELECTROCHUNE

The Electrochune features a built-in amplifier and speaker with separate volume control. Comes complete with plugpack and full instructions. SEE EA JUNE '81 Cat. K-3506

was ~~\$75.00!~~ **\$57⁵⁰**



* Boost It! * STEREO BOOSTER AMP



\$29⁵⁰

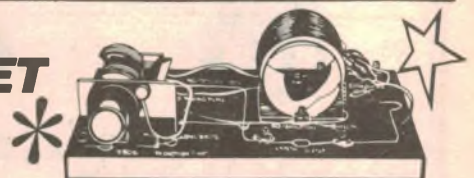
Road noise beating you poor car stereo? Amplify it: this superb stereo amplifier is easy to build, easy to connect. Special high-transfer aluminium heatsink also doubles as a handy mounting bracket. Cat. K-3493 SEE EA JANUARY '79

DICK'S ORIGINAL 1952 CRYSTAL SET

Want a radio that works during blackouts and doesn't need batteries? Then this is just for you! Dick's own crystal set kit. A satisfying project that will give you lots of fun. It can pull in a surprising number of broadcast stations and produce good sound even when connected to a stereo system.

SEE EA APRIL '82. Cat. K-2650

only \$6⁹⁰



EARPHONES CHOOSE OPTIONAL HEARING DEVICE

Crystal — high impedance ear-piece with 3.5mm plug. Budget priced! Cat. C-2765

Magnetic — high impedance. Ideal for your crystal set. As used by spies everywhere! Cat. C-4000

\$1.75 each

\$7.95 each

CORE BALANCE RELAY

Here is a kit that will protect you AND your equipment. This portable unit features a tough moulded plastic case and comes complete with special front panel and double power outlet. At this low Dick Smith price, it doesn't cost the earth to play it safe! Cat K-3315. SEE EA APRIL '81

was \$52.00!

* now only \$45⁰⁰



Transistor Assisted Ignition


This great little money saver comes complete with a custom made aluminium box that is pre-drilled. All components are supplied plus deluxe heatsink and full instructions. Cat K-3300. SEE EA NOVEMBER '79

was \$34.00!

now only

\$29

this month only!



MAKE A BIT OF NOISE! HOT CANARY

Give your budgie something to worry about! This kit uses just one CMOS IC to generate the beautiful whistling and chirping of two canaries! Comes complete with Zippy box and speaker. Cat. K-3395. SEE EA MAY '81

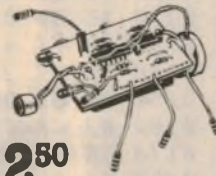


\$15⁵⁰

CUDLIPP


This cute little electronic insect will drive your friends crazy! He speaks when others do, but when all the quiet, he doesn't make a sound! Cat. K-3397. SEE EA FEBRUARY '82

only \$12⁵⁰



100 Watt Amp. Module

100 Watts RMS — 5Hz to 50kHz at 100dB signal to noise. ETI 480 short form amplifier kit. The ultimate in simplicity — even the power transistors mount on the one PCB. The PCB heatsink bracket is supplied with the silk-screen overlay on our fibreglass heavy-duty PCB. The design is based on the time-proven ETI 422 power amp. without the power transistor wiring hassles. Use with K-3438 power supply (see below). Cat. K-3442. SEE ETI DECEMBER '76.



only \$25

50 Watt Amp. Module

Ideal for home stereo systems for those who feel 100W - 100W is too much. Same design, same simplicity as 100W unit above. Added economy as two units can be run from the K3438 power supply. An economical solution for those who want to update their old system without a huge outlay of money. Supplied with special DSE instruction booklet and rugged fibreglass PCB with silk-screened component overlay for easy assembly. Heatsink bracket supplied but heatsink is extra. Cat. K-3440. SEE ETI DECEMBER '76.



only \$19⁹⁵

Power Supply ETI 480

Full PCB and component kit for one K-3442 for two K-3440 modules. Supplied complete with speaker de-thump relay and Zener regulated + and -15V pre-amp rails. Assembly instructions supplied. Transformer extra.

SEE ETI DECEMBER '76. Cat. K-3438

only \$19⁹⁵

300 Watts RMS Amplifier

This is the ideal unit for public address, rock groups etc. or where high power is required. Kit comes complete with all components and instructions to produce 300W RMS into 4 ohms using one module or a truly massive 600W RMS continuous power using two units. Of course, only quality components are used! SEE ETI FEBRUARY '80

Not including transformer or heatsink

only \$72



Cat. K-3444

PARTS FOR NEW KITS

Special parts for kits which are not in our current catalogue (or may be hard to find!)

CORE BALANCE RELAY - SEE ETI APRIL 81 (Cat K-3315)
PL24.5VA Transformer Cat M-3590 \$8.95

SUPER 80 COMPUTER - SEE EA AUG 81 (Cat K-3600)
20k 10 turn trimpot Cat R-1970 \$2.60
Mini 5 volt relay Cat S-7105 \$3.75
12MHz crystal Cat K-6035 \$3.50
2716 EPROM Cat Z-92C7 \$12.50
S-100 Edge Connector Cat P-2570 \$9.75

DIGITAL FREQUENCY COUNTER - See EA Dec 81 (Cat K-3493)
Deluxe instrument case Cat H-2505 \$12.50
(above case is also used in function generator & new car computer)
10MHz crystal Cat K-6032 \$4.95

FUNCTION GENERATOR - See EA April 82 (Cat K-3520)
FND500 LED displays Cat Z-4150 \$1.35
XR2206 IC Cat Z-6820 \$6.95
Slide Switch - 3 pole 3 position Cat S-2070 95c
Slide Switch - 2 pole 3 position Cat S-2030 80c
Slide Switch - 2 pole 2 position Cat S-2040 65c

150W MOSFET AMPLIFIER - See ETI May 82 (Cat K-3525)
2SK134 FET Cat Z-1815 \$7.90
2SJ49 FET Cat Z-1816 \$7.90
PCB Cat H-8644 \$6.50
PCB for mosfet amp preamplifier Cat H-8646 \$6.50
NE5534 IC Z-6090 \$4.50

ELECTRONIC RULE - SEE EA AUG 82

Ultrasonic transmitter Cat L-7050 \$4.95
Ultrasonic receiver Cat L-7052 \$4.95

All other parts for this kit are normal stock lines.

MAINS WATT METER - SEE EA JULY 82

Moving iron panel meter Cat Q-2090 \$7.95
All other parts for this kit are normal stock lines.

JOYSTICK ADAPTER KIT

Ever wish you could hook up a joystick to your System 80, so could play games faster and with greater realism? Well, your wish has been answered. This little adapter won't strain your piggy bank and can be assembled very easily. It plugs in, and away you go! Cat. K-3455
NOTE: Compatible with most U.S. games software designed to work with the 'Alpha' joystick.


\$37⁵⁰



SEE ETI JULY '82

MATCHING JOYSTICK

This is the joystick to go with the above adapter. Standard Atari-type joystick, with sensors for four primary directions of motion and separate 'fire' button. Complete with cable and DB-09 connector (Also suit VIC-20 computer). Cat. X-2020



only \$19⁹⁰

DICK SMITH Electronics

bankcard
welcome here

Terms available to
approved applicants
through...

HFC



ASK FOR YOUR
FREE COPY OF
OUR ALL NEW

KIT
CATALOGUE!

DICK SMITH
Quality Kits



SEE PAGE 98 FOR ADDRESS DETAILS

DSE/A329/LM

CAR COMPUTER

litres REM memory, and this can be verified by pressing the litres and REM keys.

If the fuel tank is not completely filled, the extra fuel must be entered and added to the litres REM memory. To do this, press litres, REM and ENTER, enter the amount of fuel added to the tank, and press END. The entered value will be automatically added to the previously displayed litres REM reading. Once again, fuel must be entered to the nearest 0.1 litres otherwise "F.Err" will be displayed and the entered fuel will be ignored.

Error correction

Mistakes made in entering data, other than litres REM, are easily corrected by pressing END and ENTER, then re-entering the correct value. An incorrect litres REM entry is a little trickier, however, since the entered value is actually added to the previous value. Basically, you've got three choices:

If the decimal point has not been entered when the mistake is realised, press the END key to display "F.Err". This will prevent the entered value from being added to the previous value. All you have to do now is re-enter the correct value.

If the decimal point has been entered but the END key not pressed, the situation can be retrieved by typing in several leading zeroes followed by the correct number. Entering is cyclic, so any digits re-entered will overwrite the previously entered digits.

If, however, the decimal point and END keys have both been pressed, display litres REM RANGE, enter the previous litres REM value (assuming that you can remember what it was), and transfer this value to litres REM (see above). The fuel added is now re-entered in litres REM, and the correct fuel tank capacity re-entered in litres REM RANGE. If you are unable to remember what the previous litres REM value was, then you will have to fill the tank completely and transfer the litres REM RANGE value to litres REM.

Troubleshooting

If your Car Computer does not work, don't rush out and buy new ICs. Provided that they've been installed correctly and that the power supply is correct, the ICs are not likely to be at fault. Instead, go over the project carefully and check that you've inserted all pin-throughs (for

CAR COMPUTER EPROM PROGRAM

```

0000 86 C9 B7 80 05 86 FF B7 80 04 B6 80 05 8A 04 B7
0010 80 05 F6 80 04 86 F1 B7 80 07 86 F8 B7 80 06 B6
0020 80 07 8A 04 B7 80 07 7F 00 20 96 1E 81 00 26 03
0030 7E 62 22 81 01 26 03 7E 63 A8 81 02 26 03 7E 62
0040 71 81 03 26 03 7E 63 62 81 04 26 03 7E 63 85 81
0050 07 26 03 7E 62 FB 81 06 26 D6 20 F7 7F 00 54 96
0060 54 81 00 26 2C 96 20 81 01 27 F4 96 1E 81 07 27
0070 EE 81 06 27 EA 81 05 27 E6 96 2C 81 3B 27 E0 96
0080 06 81 01 26 04 97 54 20 48 BD 65 ED 7C 00 5B 20
0090 CE CE 61 2A 96 54 5F A1 00 27 0B 08 5C 8C 61 36
00A0 27 02 20 F3 20 B6 C1 0B 27 20 96 20 81 01 27 28
00B0 C1 0A 27 10 C1 08 27 17 C1 09 27 13 D7 1E 7F 00
00C0 1F 7E 60 2A C6 01 D7 20 20 F7 7F 00 20 20 F2 D7
00D0 1F DE 26 08 DF 26 20 E9 A6 0C 20 2E 96 54 81 01
00E0 27 15 CE 09 00 09 26 FD 0E 96 23 B1 00 5A 27 07
00F0 86 FD B7 80 07 20 F1 DE 26 9C 28 27 06 09 DF 26
0100 7E 60 5C 08 08 08 DF 26 20 F6 81 00 27 06 DE 26
0110 A7 00 20 C8 DE 26 08 D6 29 5C 5C 5C D1 27 27 BC
0120 A6 00 8A 80 A7 00 DF 26 20 B2 22 42 0C 14 24 11
0130 09 21 41 44 0A 12 7E 44 3D 6D 47 6B 7B 4C 7F 6F
0140 00 97 21 DF 37 D6 37 C4 F0 8D 23 D7 2D D6 37 C4
0150 0F 8D 20 D7 2C D6 38 C4 F0 8D 13 96 21 81 20 26
0160 02 CA 80 D7 2B D6 38 C4 0F 8D 08 D7 2A 39 0C 56
0170 56 56 56 D7 60 CE 61 36 4F 91 60 27 08 4C 08 81
0180 0A 27 05 20 F4 E6 00 39 C6 7F 39 FF FF 96 2A
0190 84 7F 7F 00 21 8D 4E DE 37 E7 00 96 2B 85 80 26
01A0 25 8D 3B DE 37 EA 00 E7 00 96 2C 85 80 26 1F 8D
01B0 34 DE 37 09 E7 00 96 2D 85 80 26 1A 8D 20 DE 37
01C0 09 EA 00 E7 00 39 C6 20 D7 21 84 7F 20 D3 C6 40
01D0 D7 21 84 7F 20 D9 C6 80 D7 21 84 7F 20 DE 8D 05
01E0 58 58 58 58 39 5F CE 61 36 81 00 27 08 A1 00 27
01F0 04 08 5C 20 F8 39 CE 00 2F DF 26 CE 00 2A DF 28
0200 7E 60 DC 86 00 09 0C 66 00 08 66 00 4C 81 04 26
0210 F4 39 96 2E 8A 20 97 2E CE 00 00 DF 2A DF 2C 7E
0220 60 DC D6 1E C1 00 27 28 7F 00 2E DE 00 DF 12 CE
0230 00 00 DF 04 DF 08 DF 0E DF 06 DF 0A DF 10 86 1A
0240 97 2D 86 3B 97 2C 86 75 97 2B 86 67 97 2A 20 15
0250 D6 1F C1 08 27 15 C1 09 27 0B DE 04 86 01 97 2E
0260 86 00 BD 61 41 7F 00 20 7E 61 F6 86 81 DE 02 20
0270 ED D6 1F C1 00 27 31 C1 09 27 3A 96 20 81 01 27
0280 24 96 2E 81 A4 27 32 20 28 7F 00 20 D6 1F C1 08
0290 27 0B C1 09 27 0B 86 04 97 2E 7E 61 F6 86 84 20
02A0 F7 86 C4 20 F3 7E 62 12 DE 0E 86 00 BD 61 41 20
02B0 D8 DE 12 20 F5 DE 33 20 F1 86 13 97 38 7F 00 37
02C0 BD 61 8E CE 00 13 86 00 91 2C 27 0A 91 2B 27 09
02D0 91 2A 27 08 20 09 BD 62 03 BD 62 03 BD 62 03 96
02E0 21 81 00 27 10 86 F5 97 2D 86 3B 97 2C 86 11 97
02F0 2B 97 2A 20 94 DE 12 DF 00 20 B6 D6 20 C1 01 27
0300 0E 96 2E 85 20 26 1E 20 09 7F 00 2E 7E 61 F6 7E
0310 62 12 96 1E 81 06 27 09 DE 1A 86 00 BD 61 41 20
0320 E8 DE 1C 20 F5 7F 00 37 96 1E 81 06 27 0E 86 1B
0330 97 38 BD 61 8E CE 00 00 DF 10 20 0C 86 1D 97 38
0340 BD 61 8E CE 00 1D 20 03 CE 00 1B 86 00 91 2B 27
0350 06 91 2A 27 05 20 06 BD 62 03 BD 62 03 7F 00 2E
0360 20 B0 D6 1F C1 00 27 06 C1 09 27 13 20 0E 86 08
0370 DE 31 97 2E 86 00 BD 61 41 7F 00 20 7E 61 F6 86
0380 48 DE 14 20 ED 7F 00 20 D6 1F C1 00 27 06 C1 09
0390 27 10 20 0B C6 10 DE 35 86 20 D7 2E BD 61 41 7E
03A0 61 F6 C6 50 DE 52 20 F0 D6 1F C1 00 27 3F C1 08
03B0 27 0E 96 20 81 01 27 32 96 2E 31 E2 27 40 20 3A
03C0 96 20 81 01 27 24 96 2E 81 A2 27 74 20 28 7F 00
03D0 20 D6 1F C1 00 27 0B C1 08 27 0B 86 C2 97 2E 7E
03E0 61 F6 86 02 20 F7 86 82 20 F3 7E 62 12 DE 08 96
03F0 20 BD 61 41 20 D8 DE 0C 20 F5 DE 16 20 F1 7F 00

```

continued on page 69

CAR COMPUTER

boards without plated-through holes) that you've soldered both sides of the PCB as required, that all components are correctly oriented, and that none of the IC pins have been bent under the body of the IC.

Check also that the sensor connections are correct, and that there are no broken or shorted tracks on the PCB. If any of the digits fail to light, check driver transistors Q2 to Q5 and check for continuity between each digit driver output and pin 3 of the corresponding display. Similarly, if any segments fail to light, check for breaks in the segment drive lines between the PIA and the inverters (ICs 8 and 9), between the inverters and the displays, and between the displays themselves.

Detailed troubleshooting will generally require the use of a CRO, although the simple checks outlined above will usually be quite sufficient. For what it's worth, we built up three versions of the Car Computer without encountering any problems.

In use, calculated values such as hours.min REM, km REM RANGE, km/h AV and litres/100km AV will not give sensible readings until several kilometres have been travelled after pressing the START key. The litres/100km reading may also appear to be unusual when the vehicle is braked. As the vehicle slows the fuel consumption initially falls and then dramatically increases just before the vehicle is brought to a stop. This is because, at very low speeds, the distance travelled between fuel pulses progressively decreases while the fuel flow rate remains fairly constant.

The limiting case is obviously at standstill, when fuel is used but no distance is travelled. The litre/100km value then becomes infinite, however the Computer will not display this since no distance pulses are received.



"Hold it! I ordered two MICRO farad!"
(Radio Electronics).

continued from page 68

0400	18	7F	00	19	DE	2C	8C	00	00	27	2F	86	51	97	38	7F
0410	00	37	BD	61	8E	96	21	81	80	27	0A	81	40	27	0C	81
0420	00	27	4A	20	0C	CE	00	51	BD	62	03	CE	00	51	BD	62
0430	03	7F	00	21	DE	50	DF	16	20	C0	DE	16	DF	0C	20	B6
0440	86	51	97	38	7F	00	37	BD	61	8E	96	21	81	80	27	0C
0450	81	40	27	0E	81	00	27	15	20	0E	20	98	CE	00	51	BD
0460	62	03	CE	00	51	BD	62	03	7F	00	21	20	10	86	9B	97
0470	2D	86	3B	97	2C	86	11	97	2B	97	2A	20	DD	96	51	9B
0480	0D	19	97	0D	96	50	99	0C	19	97	0C	20	B1	86	00	97
0490	48	97	47	97	46	97	45	97	42	97	41	97	3E	86	04	C6
04A0	03	CE	00	41	8D	27	26	F7	86	08	97	49	8D	52	8D	6E
04B0	24	05	7C	00	48	20	F7	8D	47	7A	00	49	27	18	8D	5E
04C0	86	04	C6	08	CE	00	49	8D	04	26	F7	20	DF	0C	09	69
04D0	00	5A	26	FA	4A	39	86	04	C6	03	CE	00	3E	66	00	08
04E0	5A	26	FA	4A	26	F2	C6	02	D7	49	CE	00	47	09	A6	00
04F0	E6	02	A7	02	E7	00	7A	00	49	26	F2	DE	47	DF	43	39
0500	C6	03	CE	00	3E	86	99	A0	00	A7	00	08	5A	26	F6	0D
0510	C6	03	09	86	00	A9	00	19	A7	00	5A	26	F5	39	C6	03
0520	CE	00	41	0C	09	A6	00	A9	03	19	A7	03	5A	26	F5	39
0530	DE	05	DF	43	7F	00	44	CE	00	60	DF	3F	BD	64	8D	DE
0540	04	DF	3F	96	44	97	40	DE	0E	DF	43	BD	64	8D	DE	44
0550	DF	14	39	DE	12	DF	43	DE	14	DF	3F	BD	64	8D	96	44
0560	97	02	DE	45	DF	43	CE	01	67	DF	3F	BD	64	8D	96	44
0570	97	03	39	DE	08	DF	43	DE	0E	DF	3F	BD	64	8D	DE	44
0580	DF	52	39	DE	0C	DF	43	DE	52	DF	3F	BD	64	8D	DE	44
0590	DF	33	39	DE	1A	DF	43	CE	36	00	DF	3F	BD	64	8D	DE
05A0	44	DF	57	DE	57	DF	3F	DE	55	DF	43	BD	64	8D	DE	44
05B0	DF	31	39	DE	1C	DF	43	DE	1A	DF	3F	BD	64	8D	DE	45
05C0	DF	57	DE	5E	DF	43	DE	5C	DF	3F	BD	64	8D	96	1C	85
05D0	10	27	13	DE	44	8D	06	DE	45	20	0F	DE	45	DF	43	DE
05E0	57	DF	3F	7E	64	8D	8D	F3	DE	44	DF	35	39	96	06	81
05F0	09	27	1A	81	02	27	19	96	5B	81	01	27	16	81	02	27
0600	15	81	03	27	14	81	04	23	13	7F	00	5B	39	7E	65	B3
0610	7E	65	93	7E	65	30	7E	65	53	7E	65	73	7E	65	83	B6
0620	80	07	F6	80	06	85	80	27	04	BD	66	D8	3B	86	01	97
0630	59	B6	80	05	F6	80	04	8A	3F	81	BF	27	09	81	7F	27
0640	0A	81	FF	27	0B	3B	BD	66	59	20	0A	BD	66	A3	20	05
0650	BD	66	59	20	F6	7F	00	59	3B	CE	00	30	8D	35	CE	00
0660	11	8D	30	CE	00	3A	8D	2B	DE	10	9C	1A	27	01	39	7F
0670	00	10	7F	00	11	CE	00	0F	8D	19	CE	00	13	8D	01	39
0680	8D	06	25	03	09	8D	01	39	86	99	80	01	0D	A9	00	19
0690	A7	00	39	A6	00	8B	01	19	A7	00	09	A6	00	89	00	19
06A0	A7	00	39	CE	00	0B	8D	EB	CE	00	19	8D	E6	CE	00	3C
06B0	8D	E1	DE	0A	9C	1C	27	07	DE	18	9C	1C	27	0E	39	7F
06C0	00	0A	7F	00	0B	CE	00	09	8D	C9	20	EC	CE	00	0D	7F
06D0	00	18	7F	00	19	8D	A9	39	96	06	4C	81	0F	27	07	97
06E0	06	81	08	27	04	39	7F	00	06	D6	1E	C1	00	27	34	81
06F0	08	27	F2	96	07	4C	97	07	DE	39	DF	55	7F	00	39	7F
0700	00	3A	81	3C	27	2F	D6	1C	C5	10	26	07	84	07	81	07
0710	27	01	39	DE	3B	DF	5E	DE	2F	DF	5C	CE	00	00	DF	3B
0720	DF	2F	39	D6	2C	81	08	27	06	C4	7F	D7	2C	20	C0	CA
0730	80	D7	2C	20	BA	7F	00	07	CE	00	05	A6	00	8D	01	39
0740	81	59	27	06	8B	01	19	A7	00	39	6F	00	09	A6	00	20
0750	F3	CE	00	2D	A6	00	81	7E	27	0E	81	FE	27	0A	81	80
0760	27	06	81	00	27	02	20	0C	84	80	A7	00	09	8C	00	2A
0770	27	F4	20	E0	86	00	B7	80	04	96	22	DE	24	B7	80	06
0780	D6	59	C1	00	26	0B	D6	54	C1	00	26	05	B1	80	06	26
0790	28	E6	03	F7	80	04	08	8C	00	2F	27	07	48	DF	24	97
07A0	22	20	09	CE	00	2A	86	08	DF	24	97	22	96	59	81	00
07B0	20	01	3B	B6	80	06	97	5A	3B	B6	80	06	97	54	96	22
07C0	97	23	3B	8E	00	7F	7F	00	2E	7F	00	54	86	08	97	22
07D0	97	23	CE	00	2A	DF	24	7F	00	59	CE	00	00	DF	5C	DF
07E0	5E	DF	2F	DF	55	DF	3B	DF	39	DF	31	DF	35	DF	52	DF
07F0	5A	7E	60	00	FF	FF	FF	FF	66	1F	FF	FF	67	51	67	C3

YOUR BONUS!

JAYCAR QUALITY FOR NO MORE

500MHz Digital Frequency Period Meter

REF: EA Dec '81 - Feb '82

NOW BACK IN STOCK! The best version of this kit in Australia is now back in stock. Why settle for an inferior kit at the same price as ours?

500MHz option only \$26 extra
50MHz Version \$119



Tilting Bail to suit **ONLY \$4.95**

Other people may appear to be selling this kit for less. But you GET less!!! Exclusive Jaycar features:

- * Heavy gauge front panel. Pre-punched, and silkscreened. (NOT Scotchcal).
 - * Low aging rate 10.000 MHz crystal
 - * Quality IC sockets provided (A MUST)
 - * All metal film resistors used (1% 50ppm)
 - * Thermal alloy heatsink for +5V regulator
- Beware of advertised units that do not conform to the original design. They may have inferior performance.

ONLY \$119

THE BEST QUALITY KIT VERSION OF THIS PROJECT IN AUSTRALIA

Function Generator

Ref: EA April 1982

"Pigeon Pair" companion to the new 500MHz DFM. Low distortion generator of sine, square and triangular waveforms. From below 20Hz to over 160kHz. Inbuilt 4 digit frequency counter in de-luxe Pac-Tec case. Only \$85

JAYCAR EXCLUSIVE - 1% 50ppm metal film resistors used for stability and it's still only \$85!!!



Unit pictured with EA Panel

Only \$85

SPECIAL JAYCAR PANEL SUPPLIED



Lyrebird Piano Kit

REF: EA 11/81-1/82

NEW LOW PRICE

\$475

SAVE \$50!!!



BOTH PIANO KITS FEATURE I.C. SOCKETS PROVIDED AT NO EXTRA CHARGE!!!

7 1/2 OCTAVE (88 NOTE) VERSIONS **\$589**

* Stand \$75 extra

Because we are shipping keyboards and other expensive components in bulk due to high demand, we can pass savings onto YOU.

You can now have a magnificent "Lyrebird" six octave touch sensitive piano for only \$475!!! That's a staggering \$50 off the old price.

REMEMBER!! THE LYREBIRD OUTPERFORMS READY BUILT PIANOS COSTING UP TO THOUSANDS OF DOLLARS MORE. WHY PAY MORE WHEN YOUR CONSTRUCTION KNOWLEDGE CAN SAVE YOU A FORTUNE?

"SELL OUT" EA LOW-DISTORTION AUDIO OSCILLATOR

Ref: EA June 1981.

15Hz - 150kHz 0.003% distortion. Sine and Square wave.

WAS \$64.50

NOW \$54

SAVE OVER \$10!!



CRYSTAL FILTER 10.695 MHz



We have limited stocks of what is normally a very expensive component. High quality multi-stage unit suitable for precision I.F. work. This device enables you to produce very high selectivity receivers for many applications. **Only \$5.00 ea.** Were \$19.95 ea. 10.695 MHz Crystal to suit, only \$2.50

syntom

Original design from the UK magazine "Electronics and Music Maker" April 1981. Self contained unit produces a variety of fixed and falling pitch effects. Trigger by tapping the unit itself or by striking a drum to which the unit is attached. The Jaycar "SYNTOM" comes complete with high quality pre-drilled moulded all ABS box 152 x 80 x 47mm with professional silk screened front panel.

FEATURES: Decay from less than 0.1 second to several seconds, pitch control, sweep control and volume on/off



As used by Warren Cann of "Ultravox"

Only \$32.50

THIS MONTH ONLY!! SAVE \$4.00

GOOD-BYE 3002

This 2x300WRMS P.A. Head is a classic road amp. Ruggedly constructed, 19" rack mount makes an ideal main P.A. or foldback unit. Great for Disco use as well.

We are discontinuing this amp because it is becoming too expensive to make. The metalwork costs alone now account for well over 50% of the unit. Because of this we have reluctantly decided to discontinue the unit. You can grab one now while they last for only \$399



~~\$489~~ **\$399**

SAVE \$89!!!

Send SAE for full spec. sheet.

JAYCAR DEALER: G&J Electric, Forresters Beach NSW 2260 Ph: (043) 845787

1/3 OCTAVE 28 BAND EQUALISER

The 2801 is a single channel graphic equaliser that divides the audio spectrum into twenty eight one third octave bands. Each frequency segment is controlled by a slider that provides up to -10dB of adjustment in standard ISO steps. The 2801 was designed primarily to compensate for any deficiencies in the linearity of speaker systems, acoustic peculiarities of the hall or listening room, and inadequacies of program source quality.

In P.A. application the equaliser may be used to improve sound quality and increase intelligibility by attenuating problem frequencies that cause ringing, boominess or other disruptive resonances that occur in acoustically difficult rooms. The 2801 allows sound systems to be "tuned" according to the special acoustics of a room, to maximize output and minimize feedback.

As a creative tool in sound recording or re-recording the 2801 allows complete freedom in contouring response over the complete audio spectrum from 31.5Hz to 16KHz.

TOTALLY REFURBISHED MODEL-2801 MKII A

This model is distinct from the 2801, 2801 MK II. It features quality I.C. sockets for all I.C.'s as well as several component changes. We are using 4136 op amps again because they draw less current than the TLO75/85. This results in less hum radiation from the transformer. We are also using higher value slide pots, and a 5534 op amp for the line driver. Using the 5534 renders the output short circuit proof-handly when on the road.

You get all these great new features at no extra cost!

NEW MkII model A

SPECIFICATIONS

DISTORTION (0.2 volts out) **Less than 0.4% 20Hz-20kHz**
 FREQUENCY RESPONSE **Flat**
 EQ OUT **20Hz-20kHz +/-9dB**
 EQ IN **Greater than 10dB**
 SIGNAL TO NOISE RATIO (0.2 volts out, controls flat) **50k to 100k depending on the input configuration**
 OUTPUT IMPEDANCE **10 volts**
 MAXIMUM INPUT VOLTAGE **31.5, 40, 50, 63, 80, 100, 120, 160, 200, 250, 315**
 EQ centre frequencies **400, 500, 630, 800, 1k, 1.25k, 1.6k, 2k, 2.5k, 3.15k, 4k, 5k, 6.3k, 8k, 10k, 12.5k, 16k, Hz**
 Range of controls **+10dB**
 Individual Filters **-10dB**
 CONTROLS EQUALISATION **28 Vertical potentiometers continuously variable**
 LEVEL EQ BYPASS **Rotary potentiometer variable +/-15dB**
 POWER **Toggle switch**
 Terminations **Rear panel RCA sockets and 6.5mm sockets for input and output**
 PHYSICAL **19" x 35" x 8" (standard rack mount size)**
 Size **4kg**
 Weight **Front panel brushed and anodized track with lettering, black Mariplate covers.**
 Finish




ONLY \$198

NEW
ALL I.C.
SOCKETS AT NO
EXTRA CHARGE!

NEW STORE
opening October
in Carlingford
AT CARLINGFORD COURT NEXT TO KENTUCKY FRIED CHICKEN

JAYCAR 2010 EQUALISER

The 2010 is a two channel graphic equaliser featuring ten adjustable controls on octave centre frequencies (independent for each channel). Each control provides up to +/- 14dB of adjustment. Each channel is also equipped with a level match control giving an overall gain of adjustment of +/- 14dB. The functional versatility of the 2010 equaliser is unsurpassed. Eight modes of operation are available from the push button switches on the front panel. Included amongst these are the ability to equalise both recording and playback when dubbing tapes. The 2010 has been designed to be compatible with all commercially available equipment and is ideal for use in a Hi Fi system or PA system.



ONLY \$129


SPECIFICATIONS

ELECTRICAL (EACH CHANNEL)
 FREQUENCY RESPONSE **+0.5dB 10Hz to 20kHz, Controls flat**
 EQ BYPASS **Flat**
 SIGNAL TO NOISE RATIO **Greater than 87dB**
 2 VOLTS OUT CONTROLS FLAT **Less than 0.6% 20Hz to 20kHz**
 TOTAL HARMONIC DISTORTION **100dBm**
 1 VOLTS OUT CONTROLS FLAT **2 Volts RMS into 10K load**
 OUTPUT IMPEDANCE **50K nominal**
 INPUT IMPEDANCE **10 volts RMS**
 MAXIMUM INPUT VOLTAGE **31.5, 40, 50, 63, 80, 100, 120, 160, 200, 250, 315**
 EQ CENTRE FREQUENCIES **Hz +/- 10%**
 RANGE OF CONTROLS **+/-12 dB at Centre Frequency**
 INDIVIDUAL FILTERS **-10dB**
 CONTROLS EQUALISATION **10 Vertical Slide Controls for each channel**
 LEVEL EQ BYPASS **Vertical Slide Control each Channel**
 EQ LINE **Pushbutton Switch**
 MONITOR TAPE **Pushbutton Switch**
 POWER **Pushbutton Switch**
 TERMINATIONS **Pushbutton Switch with LED indicator**
 PHYSICAL DIMENSIONS **Rear panel RCA sockets for both input and output connections**
 WEIGHT **403mm x 89mm x 102mm**
 FINISH **(18" x 35" x 8")**
4kg
Front panel brushed and anodized
Aluminium silk screened lettering
Black Mariplate covers.

NEW MkII model A with QUAD-FETs

EXCLUSIVE!!! ALL JAYCAR TEST EQUIPMENT KITS ARE PROVIDED WITH QUALITY I.C. SOCKETS AT NO EXTRA CHARGE!!!

Digital EA282 Thermometer



Ref: EA Feb 1982
 Read the temperature in your room (or outside) from 0 degrees C to 100 degrees C in fact to within 0.1 degree C. Fantastic resolution on a bright easy-to-read display.
 INC CASE



\$69

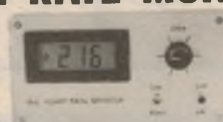
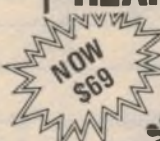
DIGITAL CAPACITANCE METER

Ref: EA March 1982
 This kit once again uses the amazing DPM 200 LCD display/driver module. Capable of measuring capacitance from 1pF to 19.99uF. It is a must in every workshop or lab. Kit includes case.



\$69

HEART RATE MONITOR



Ref: EA 7/82

*** WAS \$79 SAVE \$10**

This unit enables you to measure your own pulse instantly and accurately. It is light enough even for joggers to carry. A must for people who may have heart problems. Complete kit including LCD Display.

EA dual tracking P/S



EXCLUSIVE!!
 US-MADE
 10 TURN 25%
 LINEARITY POT
 used for greater
 accuracy
\$84.50
 Ref: EA March '82


1% resistors used NOT 2%

At last!! A dual-tracking power supply with fixed +5V reg. at a reasonable price!!

YOU PAY NO MORE FOR A QUALITY JAYCAR KIT!!

Digital Storage CRO Adaptor

Ref: Feb 1982 EA
 Not only can you avoid buying an expensive CRO but you can have the features of the REALLY expensive ones!!




\$110

- Can display very slow waveforms
 - One shot triggering
 - Inbuilt graticule shown on TV screen
 - Crystal locked timebase

DC 100kHz bandwidth
 capable of storage operation
 Staggering value at \$110

NEW!!! LCD TACHO KIT!



ref: EA May 1982

\$49.50

- USES NEW DPM-05 DISPLAY
 - FITS INTO YOUR DASHBOARD
 - RPM, DWELL DISPLAY

JAYCAR

125 YORK ST SYDNEY 2000
 Ph. 2646688 Telex: 72293
 Mail Orders To:
 Box K-39 Haymarket 2000

POST AND PACKING CHARGES: NSW \$3.00, VIC \$3.50, QLD \$3.50, WA \$4.00, SA \$3.50, NT \$4.00
 NEW SHOP HOURS: Mon-Fri: 9:30 to 5:30pm, Sat: 9:30 to 12:00pm, Thurs night to 8:30pm

Circuit & Design Ideas

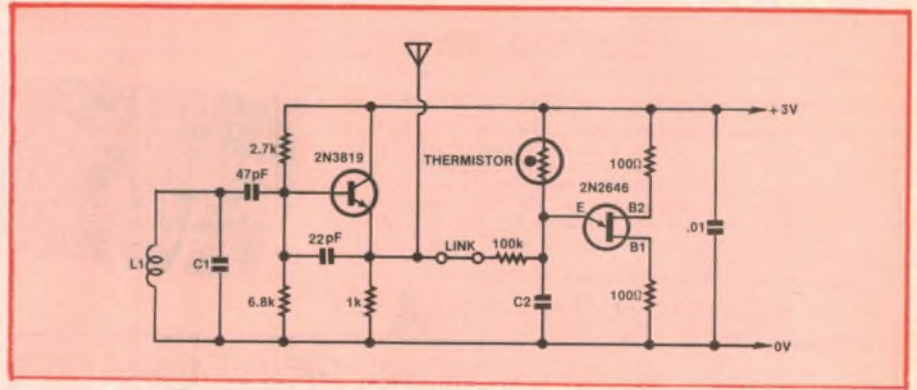
Interesting circuit ideas from readers and technical literature. While this material has been checked as far as possible for feasibility, the circuits have not been built and tested by us. As a consequence, we cannot accept responsibility, enter into correspondence or provide constructional details.

Bugging a lizard on the FM broadcast band

The circuit shown was developed as an animal (lizard in this case) tracking transmitter, with a temperature information modulator. It operates in the FM broadcast band (88-108MHz).

The transmitter itself is built about the 2N3819 transistor and is a simple oscillator circuit with the frequency being determined by the tuned circuit L1, C1. Stray capacitances and inductances will also affect the output frequency and the effect of these is minimised by careful construction and keeping component leads as short as possible.

Resistors must be carbon or metal film type — wire wound types will act as inductors. Capacitors must be low loss, sub-miniature, plate ceramic types. The aerial was a 50cm length of extra flexible wire. Inductor L1 is three turns of 20g copper wire on a 6mm former, and C1



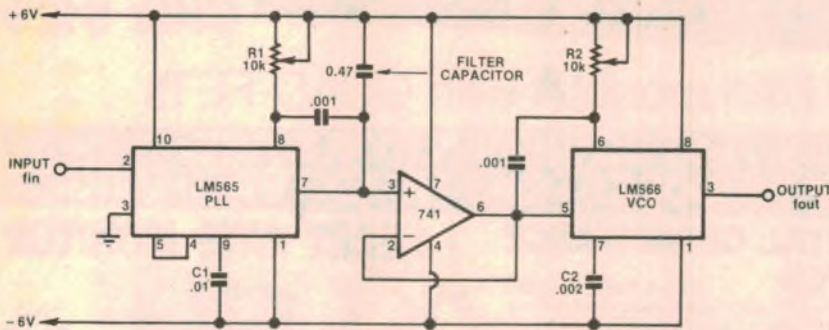
will be approximately seven to 15pF according to the layout and frequency required.

The temperature sensor/modulator is built around a 2N2646 unijunction wired as an audio frequency relaxation

oscillator. The thermistor (T) varies the audio frequency according to the temperature.

B. T. Hunt,
Papua New Guinea.

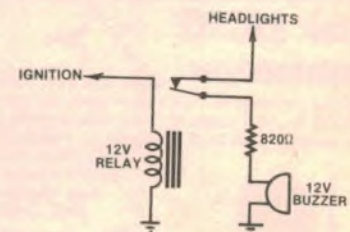
Fractional frequency multiplier



Remember the lights!

Oops! Guess what? You've left your car headlights on in the car and now the battery is flat. Ever wished you had something to remind you about those lights?

This circuit should do the job. Connect the lead labelled "Headlights" to the headlight fuse and the lead labelled



"Ignition" to the ignition circuit, or the fuse of any circuit which remains on only when the ignition is on.

Whenever the ignition is on, the relay is activated and the buzzer circuit is open. When the ignition is switched off the relay drops out, the circuit from the headlights to the buzzer is completed and, if the headlights are still on, the buzzer will sound.

The value of the resistor was selected so suit the buzzer, which operates at about 15mA. Its value can be varied to suit the buzzer used.

I. Chia,
St Kilda East, Vic.

While most frequency multipliers using a phase-locked loop (PLL) can multiply frequencies only in exact integer amounts, this circuit can multiply by any real number, fractional or otherwise. It combines a phase-locked loop frequency-to-voltage converter and a separate voltage controlled oscillator.

The PLL is connected as a frequency demodulator and the demodulated output at pin 7 is fed to a 741 connected as

a voltage-follower. This drives the modulation input, pin 5, of the 566 voltage-controlled oscillator. The multiplication factor is determined by the formula $n=R1C1/R2C2$. For stable circuit operation, R1 and C1 should be selected to suit the input frequency while R2 and C2 are chosen to give the required multiplication factor.

From "Electronics",
May 19, 1982.

Refurbishing a radiator

Domestic single-bar radiators which have rusty and unsightly reflectors can be cheaply restored with the aid of aluminium foil. The foil should be placed over the reflector, underneath any protective grille and kept taut by

wedging it in the rolled edges of the reflector. Naturally the foil must be kept well clear of the radiator element itself and its active end terminations.

K. Kenneally,
Collaroy, NSW.


ELMEASCO Instruments

1982/8

POPULAR SCOPES & MULTIMETERS

45MHz/1mV Model BS625 with Signal & Timebase Delay

- 150mm metal-backed PDA rectangular tube
- High 15kV accelerating voltage
- Channel A, Channel B, Dual, Chopped, Alternate switch selectable
- Channel B invert
- Fast 7.7nS risetime
- Single sweep
- Trigger delay
- TV sync
- Z modulation
- Variable graticule illumination
- Trace rotation
- X-Y operation
- Weighs only 9.8kg



<p>CRT</p> <p>6" (150mm) Flat-trace Metal-back Post-Deflection Accelerator with internal Graticule</p> <p>Effective Display Area: 8 x 10div (1div = 10mm)</p> <p>Acceleration potential: 15kV</p> <p>VERTICAL Operating Modes:</p> <p>CH-A, CH-B, DUAL, ADD and CHOP (CH-B can be inverted)</p> <p>DUAL Modes:</p> <p>ALTER: 0.2µs-0.5ms/div</p> <p>CHOP: 1ms-0.5s/div</p> <p>CHOP Frequency 200KHz approx</p> <p>Deflection Factor: 5mV/div-5V/div</p> <p>1mV/div-1V/div (5X GAIN), 12 ranges in 1-2-5 step with fine control.</p> <p>Bandwidth</p> <p>NORM:</p> <p>DC: DC-45MHz (-3dB)</p> <p>AC: 10Hz-45MHz (-3dB)</p> <p>5X GAIN:</p> <p>DC: DC-10MHz (-3dB)</p> <p>AC: 10Hz-10MHz (-3dB)</p> <p>Rise Time: Less than 7.7ns (Less than 35ns with 5X GAIN)</p> <p>Overshoot: Less than 3%</p> <p>Input Impedance: 1MΩ ±5%, 20pF ±3pF</p> <p>Delay Time: DELAY LINE 120ns (effective delay 20ns in display)</p>	<p>Maximum Input Voltage: 600V p-p or 300V p-p (DC + AC p-p)</p> <p>Channel Isolation: Better than 70dB at 1kHz</p> <p>HORIZONTAL Sweep Modes</p> <p>Time Base: NORMAL, AUTO & SINGLE</p> <p>0.2µs - 0.5s/div</p> <p>20 Ranges in 1-2-5 step with fine control</p> <p>5 times (5X MAG)</p> <p>3%</p> <p>Sweep Magnifier Linearity:</p> <p>TRIGGERING</p> <p>Single Sweep: Stand-by mode by push switch</p> <p>LED Indication</p> <p>INTEN'D shows where triggering starts with intensity difference</p> <p>DELAY'D: Triggering is delayed to the point where indicated by INTEN'D</p> <p>100ms-1µs ±20% in 5 ranges with vernier</p> <p>Less than 1/5000</p> <p>INT:</p> <p>Better than 0.3div for DC-10MHz</p> <p>Better than 1div for DC-40MHz</p> <p>Better than 2div for DC-45MHz</p> <p>Better than 1.5div for DC-10MHz (vertical PULL 5X GAIN)</p> <p>EXT:</p> <p>Better than 50mVp-p for DC-10MHz</p> <p>Better than 0.2Vp-p for DC-45MHz</p> <p>Trigger Delay Time</p> <p>Delay Jitter: Sensitivity</p>	<p>Source Slope: INT, CH-A, CH-B, LINE and EXT</p> <p>Positive & Negative, continuously variable with level control</p> <p>PULL AUTO for free-run</p> <p>AC, HF, REJ and TV</p> <p>TV SYNC Vertical & Horizontal Sync Separator Circuitry allows any portion of complex TV video waveform to be synchronized and expanded for viewing</p> <p>TV H(Line) and TV V(Frame) are switched automatically by SWEEP TIME/DIV switch</p> <p>TV-V: 0.5s/div to 0.1ms/div</p> <p>TV-H: 50µs/div to 0.2µs/div</p> <p>X-Y OPERATION</p> <p>CH-A: Y axis, CH-B: X axis</p> <p>Highest sensitivity: 1mV/div with frequency bandwidth DC-1MHz</p> <p>OTHER SPECIFICATIONS</p> <p>Intensity Modulation: TTL LEVEL (3Vp-p): Positive - Brighter</p> <p>Negative - Brighter</p> <p>Bandwidth: DC-1MHz</p> <p>Maximum Input Voltage: 50V (DC + AC p-p)</p> <p>0.5Vp-p ±5%, 1kHz ±5%, Square wave</p> <p>Calibration Voltage: Electrically adjustable on the front panel</p> <p>Trace Rotation: YES - Brightness variable</p> <p>Scale Illumination: AC: 100, 120, 220, 240V ±10%</p> <p>Power Requirements: 50/60Hz ±27W approx</p> <p>Weight: 9.8 kg approx</p> <p>Size: 145(H) x 280(W) x 418(D) mm</p>
---	---	---

\$990.00

**Every instrument backed
by Elmeasco**

Elmeasco supports every instrument they manufacture or distribute. The Sydney Service Centre pictured is a NATA (National Association of Testing Authorities) approved laboratory.



All prices plus 17½% Sales Tax if applicable and subject to change without notice.

35MHz/1mV Model BS635



- Bright metal-backed rectangular CRT
- Delayed triggering
- Alternate triggering
- Single sweep
- Trigger hold-off
- Horizontal and vertical magnifiers
- Intensity modulation

\$790.00



<p>CRT</p> <p>6" (150 mm) Metal-back Post-Deflection-Accelerator with Internal Graticule</p> <p>Effective Display Area 8" x 10"div (1div = 10mm)</p> <p>Acceleration potential 6KV</p> <p>VERTICAL</p> <p>Operating Modes CH-A, CH-B, DUAL, ADD and SUB (CH-B can be inverted)</p> <p>DUAL Modes</p> <p>ALTER 0.1µs - 0.5ms/div</p> <p>CHOP 1ms - 0.5s/div</p> <p>CHOP Frequency 200KHz approx</p> <p>5mV/div - 10V/div</p> <p>1mV/div (5X GAIN)</p> <p>11 ranges in 1-2-5 step with fine control</p> <p>Deflection Factor</p> <p>NORM</p> <p>DC DC - 35MHz (3 dB)</p> <p>AC 10Hz - 35MHz (3 dB)</p> <p>5X GAIN</p> <p>DC DC - 10MHz (3 dB)</p> <p>AC 10Hz - 10MHz (3 dB)</p> <p>Rise Time</p> <p>Less than 10ns (Less than 35ns with 5X GAIN)</p> <p>Overshoot Less than 3%</p> <p>Input Impedance 1MΩ - 5% 20pF - 3pF</p> <p>Maximum Input Voltage 600Vp-p or 300Vp-p (DC - ACp-p)</p> <p>Channel Isolation Better than 60 dB at 1KHz</p>	<p>TRIGGERING</p> <p>Sensitivity</p> <p>Source</p> <p>Slope</p> <p>Coupling</p>	<p>INT</p> <p>Better than 0.3div for DC - 7MHz</p> <p>Better than 1div for DC - 35MHz</p> <p>Better than 1.5div for DC - 10MHz (vertical PULL 5X GAIN)</p> <p>EXT</p> <p>Better than 50mVp-p for DC - 7MHz</p> <p>Better than 0.2Vp-p for DC - 35MHz</p> <p>ALT CH-A, CH-B, LINE, EXT and 1/10 EXT</p> <p>Positive and Negative, continuously variable with level control PULL</p> <p>AUTO for free-run</p> <p>AC, HF, REJ, LF, REJ, DC and TV SYNC</p> <p>Vertical and Horizontal Sync Separator Circuitry allows any portion of complex TV video waveform to be synchronized and expanded for viewing TV-H (Line) and TV-V (Frame) are switched automatically by SWEEP TIME/DIV switch</p> <p>TV-V 0.5s/div to 0.1ms/div</p> <p>TV-H 50µs/div to 0.1µs/div</p> <p>CH-A, Y axis CH-B, X axis</p> <p>Highest sensitivity 1mV/div</p>	<p>HORIZONTAL</p> <p>Sweep Modes</p> <p>Time Base</p> <p>Sweep Magnifier</p> <p>Linearity</p> <p>Delayed Trigger</p> <p>Delayed Time</p> <p>Delayed Jitter</p> <p>Hold Off</p> <p>OTHER SPECIFICATIONS</p> <p>Intensity Modulation</p> <p>Calibration Voltage</p> <p>Trace Rotation</p> <p>Power Requirements</p> <p>Weight</p> <p>Size</p>	<p>NORMAL, AUTO, SINGLE, and DELAY</p> <p>0.1µs - 0.5s/div</p> <p>21 ranges in 1-2-5 step with fine control</p> <p>5 times (5X MAG)</p> <p>3%</p> <p>INTEN'D Delay time becomes dim</p> <p>DELAY'D Sweep starts at time delayed</p> <p>100m/sec - 1µ/sec in 5 steps with variable</p> <p>1/5000</p> <p>10 times (Min to Max)</p> <p>TTL Level (3Vp-p) Positive - brighter</p> <p>Bandwidth DC - 1MHz</p> <p>Maximum Input Voltage 50V (DC - ACp-p)</p> <p>0.5Vp-p ±5% 1KHz ±5%</p> <p>Square wave</p> <p>Electrically adjustable on the front panel</p> <p>AC 100 120 220 240V ±10%</p> <p>50/60Hz 30W approx</p> <p>8kg approx</p> <p>162(H) - 294(W) - 352(D)mm</p>
X-Y OPERATION				

20MHz/5mV Model BS601

WITH BUILT-IN COMPONENT TESTER AT NO EXTRA COST!!

Find faults faster... check component values... see characteristics on the screen.



<p>VERTICAL</p> <p>Operating Modes CH-A, CH-B, DUAL, ADD (CH-B can be inverted)</p> <p>DUAL Modes</p> <p>ALTER 0.5µs - 0.5ms/div</p> <p>CHOP 1ms - 0.5s/div</p> <p>CHOP Frequency 200KHz approx</p> <p>5mV/div - 10V/div - 3%</p> <p>11 ranges in 1-2-5 step with fine control</p> <p>Bandwidth</p> <p>DC DC - 20MHz (3 dB)</p> <p>AC 10Hz - 20MHz (3 dB)</p> <p>Rise Time</p> <p>Less than 17ns</p> <p>Overshoot Less than 3%</p> <p>Input Impedance 1MΩ - 5% 20pF - 3pF</p> <p>Maximum Input Voltage 600Vp-p or 300Vp-p (DC - ACp-p)</p> <p>Channel Isolation Better than 60 dB at 1KHz</p> <p>HORIZONTAL</p> <p>Sweep Modes</p> <p>Time Base</p> <p>Sweep Magnifier</p> <p>Linearity</p> <p>X-Y OPERATION</p>	<p>TRIGGERING</p> <p>Sensitivity</p> <p>Source</p> <p>Slope</p> <p>Coupling</p>	<p>INT</p> <p>1div or better for 20 Hz - 20MHz (Triggerable to more than 30MHz)</p> <p>EXT</p> <p>1Vp-p or better for DC - 20MHz (Triggerable to more than 30MHz)</p> <p>INT CH-A, CH-B, LINE and EXT</p> <p>Positive and Negative, continuously variable with level control PULL</p> <p>AUTO for free-run</p> <p>AC, HF, REJ and TV SYNC</p> <p>Vertical and Horizontal Sync Separator Circuitry allows any portion of complex TV video waveform to be synchronized and expanded for viewing TV-H (Line) and TV-V (Frame) are switched automatically by SWEEP TIME/DIV switch</p> <p>TV-V 0.5s/div to 0.1ms/div</p> <p>TV-H 50µs/div to 0.5µs/div</p>	<p>CRT</p> <p>6" (150 mm) Flat-faced high brightness CRT with internal Graticule</p> <p>Effective Display Area 8" x 10"div (1div = 10mm)</p> <p>Acceleration potential 2KV</p> <p>COMPONENT TESTER</p> <p>Max AC 9V at the terminal with no load</p> <p>Max current 2mA when the terminal is shorted (Internal resistance is 4.7 KΩ)</p> <p>OTHER SPECIFICATIONS</p> <p>Intensity Modulation</p> <p>Calibration Voltage</p> <p>Trace Rotation</p> <p>Power Requirements</p> <p>Weight</p> <p>Size</p>	<p>NORMAL and AUTO</p> <p>0.5µs - 0.5s/div - 3%</p> <p>19 ranges in 1-2-5 step with fine control</p> <p>5 times (5X MAG)</p> <p>3%</p> <p>CH-A, Y axis CH-B, X axis</p> <p>Highest sensitivity 5mV/div</p>
\$550.00				
ARON				

ALL SCOPES HAVE MODERN RECTANGULAR CRT'S AND HAVE BEEN SELECTED FOR THEIR PRICE/PERFORMANCE SPECIFICATIONS. Enquire about specialised scopes for your particular application.

15MHz/2mV Model 310S

- 2 hour NiCad Battery operation
- Automatic recharging
- External dc operation
- High stability trigger circuit
- X-Y operation
- Auto-trigger free run
- TV sync
- Add-Subtract
- Ultra lightweight only 5.5kg

\$720.00

ARON

H.D. Carry case \$55.00



VERTICAL DEFLECTION

Deflection Factor	2mV to 10V/DIV on 12 ranges in 1-2.5 step with fine control
Bandwidth	DC to DC to 15MHz (-3dB) AC: 10Hz to 15MHz (-3dB)
Risetime	24nsec
Overshoot	Less than 3%
Input Impedance	1MΩ shunted by 20pF ± 3pF
Operating Modes	CH-A, CH-B, DUAL, ADD and CHOP
Chop Frequency	100kHz approx
Channel Separation	Better than 60dB at 1kHz
CH-B Polarity	CH-B can be inverted

TIME BASE

Type	Automatic and triggered
Sweep Time	In automatic mode, sweep is obtained without input signal 0.5µsec to 0.5sec/DIV on 19 ranges and X-Y in 1-2.5 step with fine control

Magnifier	×5 at all ranges
Linearity	Less than 3%

TRIGGERING

Sensitivity	INT: 1 DIV or more EXT: 1 Vp-p
Source	INT, CH-A, CH-B or EXT
Slope	Positive and Negative, continuously variable level control: Pull for AUTO
Range	20Hz to 15MHz
TV Sync	Vertical and Horizontal Sync separator circuitry allows any portion of complex TV video waveform to be synchronized and expanded for viewing TV-H (Line) and TV-V (Frame) sync are switched automatically by SWEEP TIME/DIV switch TV-V: 0.5sec/DIV to 0.1msec/DIV TV-H: 50µsec/DIV to 0.5µsec/DIV

HORIZONTAL DEFLECTION

Deflection Factor	2mV to 10V/DIV on 12 ranges in 1-2.5 step with fine control
Frequency Response	DC to 1MHz
Input Impedance	1MΩ shunted by 20pF ± 3pF
Max Input Voltage	300V DC / AC peak or 600 Vp-p
X-Y Operation	X-Y mode is selected by SWEEP TIME/DIV switch CH-A, Y axis CH-B, X axis

OTHER SPECIFICATIONS

CRT	95mm Rect (approx. 15KV)
Calibration Voltage	0.5Vp-p ± 5%, 1kHz Sq Wave
Power Requirements	AC 90 - 130V or 180 - 260V 48-440Hz
DC	11 30V 7.2VA
Battery	Ni-Cad Battery (up to 2 hour operation)
Weight	5.5kg including battery
Size	113 H × 223 W × 298 D mm



20MHz/2mV Model OS300

- Calibrated or variable sensitivity (to match other measurement units)
- Add/invert and X-Y operation
- Fast (50nS/cm) timebase with vernier
- TV trigger with "active" sync separator

\$695.00



■ **DISPLAY**
8 × 10cm rectangular Mono-accelerator CRT at 2kV EHT with quick heat cathode. Trace Rotation by front panel preset.

■ **VERTICAL DEFLECTION**
Two identical input channels CH1 and CH2. Bandwidth (-3dB): DC to 20MHz (2Hz to 20MHz on AC).

Sensitivity
2mV/cm to 10V/cm in 1-2.5 sequence.

Accuracy
±3%

Variable Sensitivity
2.5:1 range allows continuous adjustment of sensitivity from 2mV/cm to 25V/cm.

Input Impedance
1MΩ/28pF

Input Coupling
DC GND AC

Input Protection
400V DC or pk AC

■ DISPLAY MODES

Single Trace:
CH1 or CH2

Dual Trace:
Chopped or Alternate modes automatically selected by the TB switch changing between 0.5 and 0.2ms/cm.
Chop frequency 500kHz approximately.

Add:
CH1 and CH2 added to give the algebraic sum of the two channels.

Invert CH2:
CH2 may be inverted. When used in conjunction with Add mode it gives the algebraic difference of the two channels.

X-Y:
CH1 input gives X deflection and CH2 input gives Y deflection.

X-Y Bandwidth
(-3dB): DC to 1MHz with less than 3° phase shift at 50kHz.

■ HORIZONTAL DEFLECTION

Timebase
0.5µs/cm to 0.2 sec/cm 18 ranges in 1 2.5 sequence.

Accuracy
±3%

X Expansion
×10, accuracy ±3%. Fastest speed of 50ns/cm, accuracy ±5%.

Variable Sweep
2.5:1 range allows continuous coverage from 0.5µs/cm to 0.5 sec/cm.

■ **TRIGGER**
Variable level control with Bright Line ON/OFF facility. With Bright Line ON, the timebase free runs when insufficient signal (20Hz to 20MHz) is present or when the selected level is outside the range of the input signal.

Source
Internal CH1 or CH2 or External

Slope:
+ve or -ve.

Coupling:
DC, AC or TV.

NOTE: TV is active sync separator with line/frame selected by timebase with:
Field Rate from 0.25sec/cm to 100µs/cm
Line Rate from 50µs/cm to 0.5µs/cm.

Internal Sensitivity
DC coupled 2mm, 10Hz - 20MHz
5mm, 10Hz - 20MHz
AC coupled 2mm, 10Hz - 20MHz
5mm, 4Hz - 20MHz

External Sensitivity:
DC coupled 100mV to 20MHz
400mV to 20MHz
AC coupled 100mV, 10Hz to 20MHz
400mV, 4Hz - 20MHz

External Input Impedance:
100KΩ/10pF approximately

External Input Protection:
250V RMS, 400V pk.

■ **ADDITIONAL FACILITIES**

Calibrator:
TV ±2% square wave at approximately 1KHz.

Ramp Output:
Approximately +3.5V ramp from 5kΩ.

Z Mod. Input:
DC coupled, 2V visible mod. sensitivity, +40V cut off sensitivity, input impedance 10kΩ/10pF approximately.

■ **SUPPLY**
100V, 120V, 220V and 240V ±10%, 45 to 440Hz, approximately 40VA.

■ **SAFETY**
Designed for IEC 348 Cat 1.

■ **TEMPERATURE RANGE**
0 to +50°C (+15 to 35°C for full accuracy).

■ **DIMENSIONS**
140 × 305 × 460mm (5 1/2 × 12 × 18 1/2 inches).

■ **WEIGHT**
5.8kg (12lbs 12oz approx).

■ **ACCESSORIES SUPPLIED**
Supply Lead 402011
Handbook 402011

Accessories

SP100 Probe



This passive probe incorporates a three-position slide switch in the head and has a cable length of 1.5 metres.

Position 1	Bandwidth	DC to 10MHz
	Input Resistance	1MΩ (oscilloscope input)
	Input Capacity	40 pF Plus oscilloscope capacity
	Working Voltage	600 Volts D.C. (including Peak A.C.)
	Cable Length	1.5 Metres

\$25.00

Position Ref.	Probe tip grounded via 9MΩ resistor, oscilloscope input grounded.	
Position 10	Bandwidth	DC to 100 MHz
	Risetime	3.5 nanoseconds
	Input Resistance	10MΩ when used with oscilloscopes which have 1MΩ input. (Probe resistance 9MΩ) ± 1%
	Input Capacity	11.5 pF when used with oscilloscopes which have a 30pF input capacity.
	Compensation Range	10:60 pF
	Working Voltage	600 Volts D.C. (including Peak A.C.)



NOW FLUKE INTRODUCES 4½ DIGIT HANDHELD 8060A WITH dB, FREQUENCY AND OFFSET.

- Two New 4½-Digit Handheld DMM's from Fluke
- Wideband True RMS AC Measurements (100 kHz-8060A, 30 kHz-8062A)
- 0.04% Basic DC Accuracy (8062A = 0.05%)
- Full Range Capability (200 uA, 200 mV, 200ohm ranges)
- Autoranging Mohm to 300 Mohm
- Relative (Offset or Zero) Mode
- Audible and Visual Continuity Indicators
- Frequency Measurement to 200 kHz, 0.01 Hz Resolution to 200 Hz, 1 Second Response Time (8060A only)
- dBm Referenced to 600ohm (8060A only)
- Relative dB measurement (8060A only)
- Conductance (8060A only)
- Separate Constant Current Source Diode Test
- Self Diagnostics



Measures frequencies from 12 Hz to 200 kHz, fully auto-ranging, with 1-second response time and 0.01 Hz resolution to 200 Hz.

AC or DC voltage displayed in dBm referenced to 600 ohms, or relative dB.

Selectable visual (↔) and audible (||) indicators for high-speed continuity checking. 50 μS response time.

Relative reference (offset) feature works with all functions - including frequency and dB - to indicate ± deviations from stored inputs.

8060A **\$398.00** 8062A **\$318.00**

POPULAR 8020 SERIES MULTIMETERS

8020B \$219.00

- 0.1% basic accuracy, 3½ digit
- Improved version of the most popular DMM ever made!
- Eight functions including conductance and diode test
- Now with high speed beeper

8021B \$172.00
& 8022B \$162.00

- 0.25% Accuracy
- 3½ digits
- Extensive overload protection
- AC and DC Voltage and Current, Resistance and Diode Test
- High Speed audible continuity beeper (8021B Only)
- 8022B is Fluke's lowest price DMM

8024B \$275.00

- 11 functions including temperature with K-type thermocouples
- Peak hold on voltage and current ranges
- Logic detection and continuity measurements
- 0.1% basic accuracy, 3½ digit
- Audible and visible indicators

Selection Guide

	DC Voltage	AC Voltage	DC Current	AC Current	Resistance	Diode Test	Conductance	Continuity	Logic Level	Temperature	Peak Hold	DC Accuracy
8022B	•	•	•	•	•	•	•	•	•	•	•	0.25%
8021B	•	•	•	•	•	•	•	•	•	•	•	0.25%
8020B	•	•	•	•	•	•	•	•	•	•	•	0.1%
8024B	•	•	•	•	•	•	•	•	•	•	•	0.1%

4½-Digit Resolution
Wideband True RMS AC
Continuity, Audible & Visual
dBm, Relative dB
Frequency
Relative Reference (Offset)
Autoranging Megohms
Constant Current Diode Test
Self Diagnostics
Basic DC Accuracy

8060A	• 100 kHz	• 200 kHz	•	•	•	•	• 0.04%
8062A	• 30 kHz	•	•	•	•	•	• 0.05%

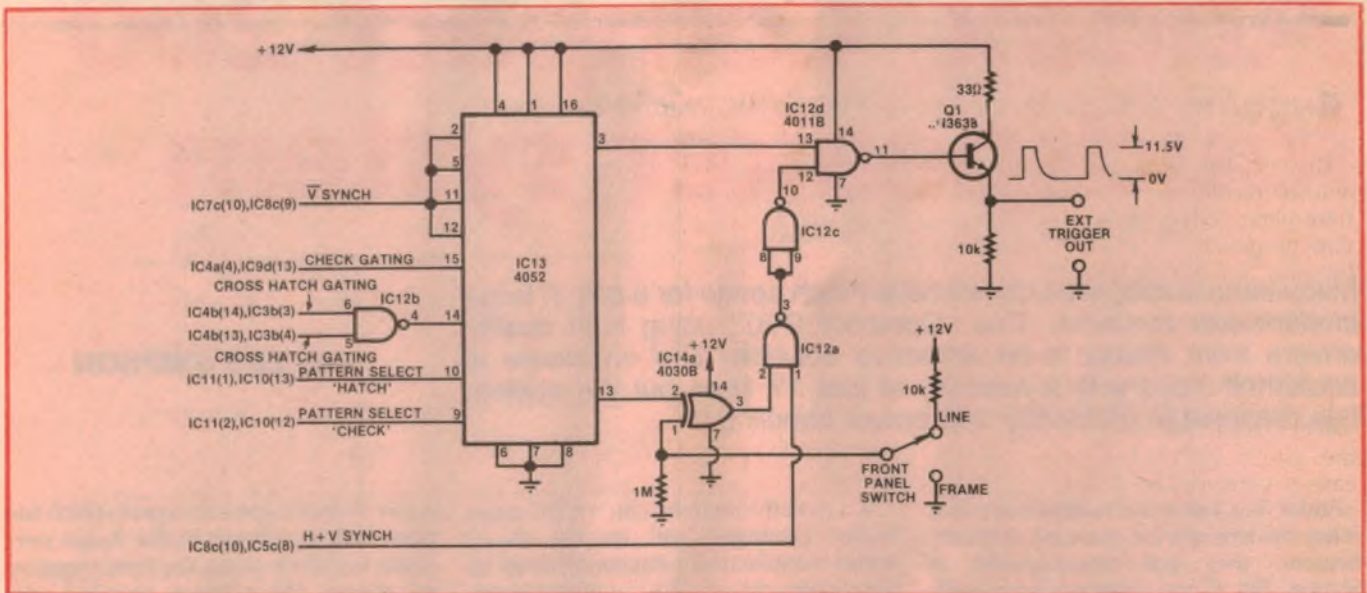
ELMEASCO Instruments Pty. Ltd.

P.O. Box 30, Concord, NSW, 2137
13-15 McDonald St., Mortlake, NSW, 2137
Phone: (02) 736-2888, Telex: 25887

P.O. Box 107, Mt. Waverley, Vic. 3149
21-23 Anthony Drive, Mt. Waverley, Vic. 3149
Phone: (03) 233-4044, Telex: 36206

Adelaide: (08) 271 1839
Brisbane: (07) 369 8688
Perth: (09) 398 3362

CRO trigger for the EA TV pattern generator



If you want to team the "Electronics Australia" TV Pattern Generator (June 1980) with a triggered CRO to make an effective fault-finding combination, try adding a CRO trigger signal output to the Pattern Generator. Using only three extra integrated circuits and a transistor connected as shown, a steady CRO trace locked either to the frame or line scan can be selected. Triggering becomes independent of the TV waveform being probed, so time and phase relationships can be examined without recourse to an expensive dual beam CRO.

The prototype was constructed as an outrigger board connected via a short length of rainbow cable to the main Pattern Generator board. Space inside the original case was more than adequate and the existing power supply can easily cope with the slight extra power demand. One extra switch, for line/frame selection, is fitted to the front panel.

Functioning of the circuit is as follows: composite horizontal and vertical sync pulses are fed to IC12a pin 1. From here they go via inverter IC12c to IC12d, pin 12, and then to the base of Q1. Trigger pulses are taken from the collector of Q1.

These pulses are gated by signals on IC12a pin 2 and IC12d pin 13. IC14a provides either normal or complementary gating pulses depending on the position of the front panel "line/frame" selector switch.

Thus, in the "line" position, as shown, vertical pulses from IC7c, pin 10, on the main board, and which ultimately appear at pin 2 of IC14a, will appear as

complementary pulses at pin 2 of IC12a, gating it off during the vertical sync pulse period, and leaving only line pulses to pass to Q1.

Conversely, when in the "frame" position, IC2a will be gated off between vertical pulses, so that only frame pulses pass to Q1.

At the same time a number of other functions are performed by IC13. This is a twin decoded, one-out-of-four, analog switch. It contains two groups of four switches which can be turned on in various combinations, according to the state of pins 9 and 10. Four conditions are possible; both pins low, pin 9 only high, pin 10 only high, and both pins high. Only three combinations are used, under the control of inputs from pattern

Relay power saver

Have you ever had the problem that you need a relay for a project, and the only one you have is unsuitable? Either it is designed for intermittent use only, and overheats if it is on for more than a few minutes, or it uses too much power. If you try simply adding a series resistor, the relay may not turn on reliably.

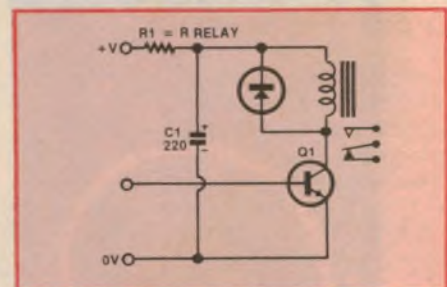
While not new, this simple circuit overcomes these problems by the addition of an electrolytic capacitor able to store enough power to trip the relay. It is based on the principle that the current needed to keep a relay on once tripped is only about half the current required to trip it in the first place. R1 reduces the current to half (and the power dissipation in the relay to a quarter), while C1

selector IC11 on the main Pattern Generator board.

Electronic selection of either "line" or "frame" triggering pulses is provided from the front panel toggle switch whenever the "white", "dot" or "grey scale" patterns are in use. Line synchronising pulses are suppressed during the frame blanking-retrace period to provide an unambiguous CRO display. Line synchronised triggering only is available for "checkerboard" and "crosshatch".

Finally a word of caution; remember to disconnect the soldering iron from the power mains and take precautions against static discharge when adding the outrigger to the existing CMOS circuitry.

R. Beaumont,
Pennant Hills, NSW.



stores charge during the relay off period. When Q1 is turned on, C1 discharges through Q1 and the relay, providing enough of a boost to get the contacts closed. In practice, the value of C1 may need some adjustment for the relay used.

S. Gagen,
North Balwyn, Vic.

A high-quality bookshelf system

Audax 'Compact 200' loudspeaker system

Many keen audiophiles do not have much space for a pair of large loudspeaker systems. This "Compact 200" using high quality drivers from Audax is an attractive solution. The enclosure is bookshelf-sized with a capacity of just 17 litres but the system has reasonable efficiency and power handling.

by LEO SIMPSON

Audax is a name in loudspeakers that many hifi fans will be unaware of, partly because they are manufactured in France. But if we mention such well-known and respected loudspeaker names as KEF, Spendor, Mission and Chartwell, they are certain to ring a responsive chord. All these respected manufacturers, and quite a few others emanating from England and the USA, do in fact use drivers made by Audax. It is no secret.

Audax, in fact, is a major European manufacturer of loudspeakers with a production level of some 30,000 units per day from five factories. Half of this production is exported, chiefly to England, the USA and Scandinavia.

As a look through the current 297-page Audax catalogue will quickly show, Audax manufacture a staggering range of high fidelity drivers. We counted 140 different types in all, although variants of different models would probably greatly add to this total.

When we were approached by the local distributors for Audax, their suggestion for a compact bookshelf system was very attractive. This sector of the market has been largely neglected as far as the hobbyist is concerned and the opportunity to publish a system based on high quality drivers and designed along the lines set out by Thiele and Small seemed a good one.

In due course, we were presented with


a pair of prototype enclosures which had been built to a design by the Audax principals in France along the lines mentioned above. The systems sounded very promising indeed. We decided to go ahead. Subsequently, final prototypes were produced and we now present them here.

Our listening tests indicate that the Audax Compact 200s compare very favourably with our large reference 3-way systems in terms of general balance and overall sensitivity. The frequency response is really quite smooth over the whole audio range. Naturally, the response does taper at the high end above 15kHz and at the low end below about 80Hz. We found a small amount of bass boost desirable for listening to most types of music. With that proviso, these Audax systems are capable of very satisfying reproduction.

Specifications

For anyone familiar with the principles of Thiele and Small, as outlined in our series of articles on "Vented Loudspeaker Systems" in August, September and December, 1981, the

Two views of the Audax Compact 200 loudspeaker system, with and without grille cloth. Note that the white ring around the woofer is not as visible through the grille cloth as our photograph shows.



Audax Compact 200 system will be seen as about the smallest practical sealed enclosure for the woofer size used. Not only does the woofer diameter put a physical limit on the size of front baffle but the cone area and its compliance limit the volume.

The woofer has a nominal diameter of 200mm, hence the name of the system, "Compact 200". The type number of the woofer is almost as long as your arm, HD20B25J4C9, but each of those numbers and letters mean something to the French. First of all, "HD" presumably means high definition or something like that to indicate the quality of the unit.

"20B" refers to the nominal diameter in centimetres and the fact that the cone is made from Bextrene. "25J" refers to the voice coil diameter in millimetres with the J indicating a magnet diameter of 84mm. Finally, "4C9" refers to a 4-layer voice coil which is 9mm long.

Putting all the codification aside, the woofer is a typical modern high compliance design. It has a deep rubber roll surround and an effective cone diameter of about 150mm. It has a free-air resonance of about 27Hz and the figure for total Q is 0.57. The chassis is of pressed steel and has four flexible mounting lugs outside the main perimeter, to avoid distortion of the frame when mounting.

For those interested in producing their own enclosure design with this woofer, the calculated equivalent volume, or Vas, is 96 litres. The 3dB corner frequency in this sealed enclosure design is 62Hz and the sensitivity of the overall system is about average at 89dB (measured at one watt RMS and at one metre).

Matched to the woofer is a 25mm dome tweeter, again with a long type number, HD100D25HR, but we won't go through the same rigmarole in translation again. The unit has a faceplate 10cm in diameter with a protuberant dome. In our prototypes, the tweeters had a protective grille but they will not normally be supplied this way. Most commercial manufacturers apparently elect not to use the protective grille because it may have some prejudicial effect on the high frequency response.

Those readers who are concerned about the unprotected nature of the dome may be reassured to learn that, according to the Audax principals in Australia, there is a hard felt subdome assembly on the voice coil pole-piece. This prevents any serious and permanent distortion of the dome diaphragm in case it should be inadvertently bumped.

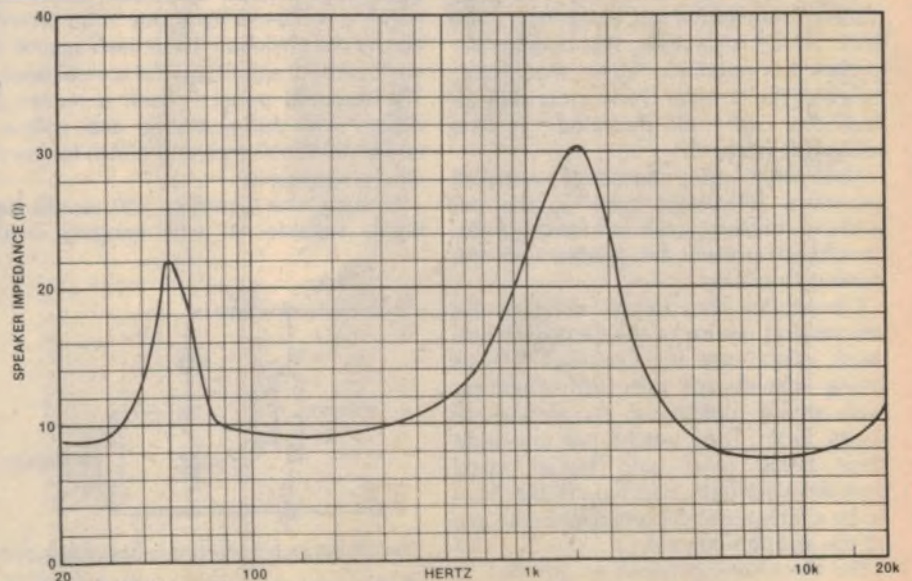
Resonant frequency of the tweeter dome is 900 ± 100 Hz and its nominal power handling is 30 watts.

The crossover network is a relatively simple circuit mounted on a small printed circuit board. The crossover frequency is around 1.5kHz with the



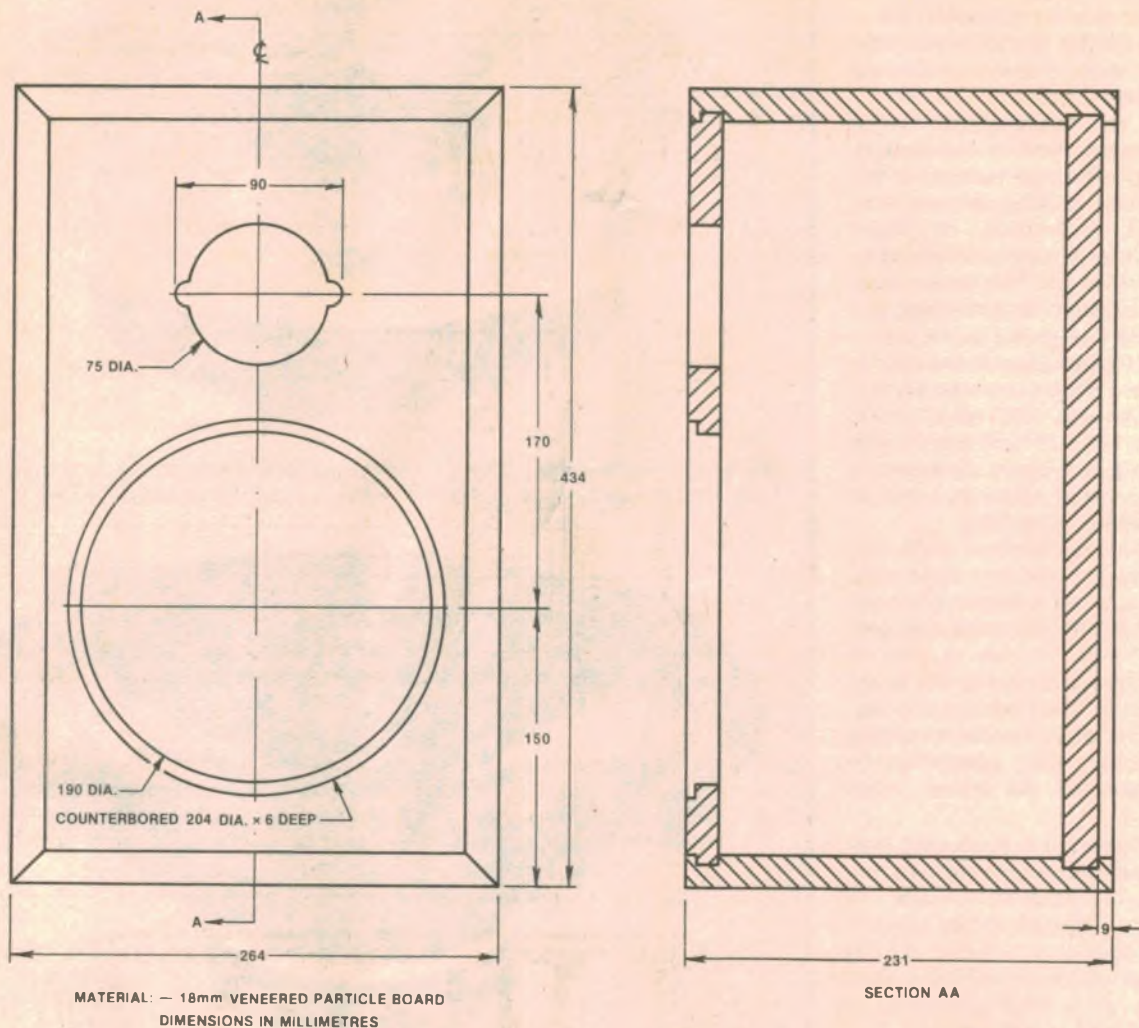
The dome of the Audax HD100D25HR tweeter is a woven synthetic material. Note that the tweeters supplied will have a black anodised faceplate.

The Audax HD20B25J4C9 is a nominal 200mm in diameter and has a curvilinear cone made of Bextrene. Audax drivers are used in quite a few well known European brands.



The large rise in the system impedance at 1.5kHz is due to the crossover network.

Audax Compact 200 loudspeaker system



AUDAX COMPACT 200

The above diagram gives the major enclosure dimensions for those who wish to make their own. Note that the terminal panel hole is not shown in the rear panel. Sealing of all cabinets joins is most important.

tweeter input attenuated by a nominal 12dB/octave above this frequency. Note that, above resonance, the tweeter impedance is relatively flat so that inductance of the tweeter does not unduly affect the roll off provided by the crossover network.

Note that the crossover network causes a substantial peak in the impedance of the system at 1.5kHz but this should not present any problems to the driving amplifier.

Considering the power rating of the drivers and nature of the crossover network, Audax rate the Compact 200s as being suitable for use with amplifiers with power ratings up to around 40 watts RMS. That would not preclude their being used with higher rated amplifiers though. You would just have to be a little more circumspect in the use of the volume control.

The enclosure dimensions are 264 × 434 × 250mm (W × H × D) with the

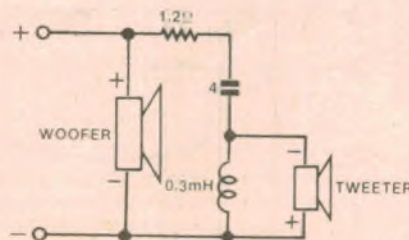
grille cloth frame attached. The rear panel is recessed by about 9mm which allows the enclosure to sit flush against a wall, without squashing the connections. The terminal panel is itself a recessed design with spring-loaded and colour-coded terminals (red and black) for bare wire connections.

As such, the Compact 200 would be highly suitable for wall hanging or it

could sit fairly unobtrusively on a shelf or in a wall unit.

The kit for this system will be presented in two parts which can be supplied separately if need be. The first part comprises two woofers, two tweeters, parts and printed circuit boards for two crossover networks and two connection terminal panels. The price of this is \$199. If buying by mail order, the cost of postage will be \$6, anywhere within Australia.

The second part of the kit comprises two loudspeaker boxes complete with grille frames. The boxes are fully assembled instead of being the more usual wrap-around fold-up assembly. We think that this is perhaps the principal attraction of the kit (apart from the obvious one of obtaining a first class compact system with European drivers). There is absolutely no woodwork to be performed so a first-class enclosure finish is assured.



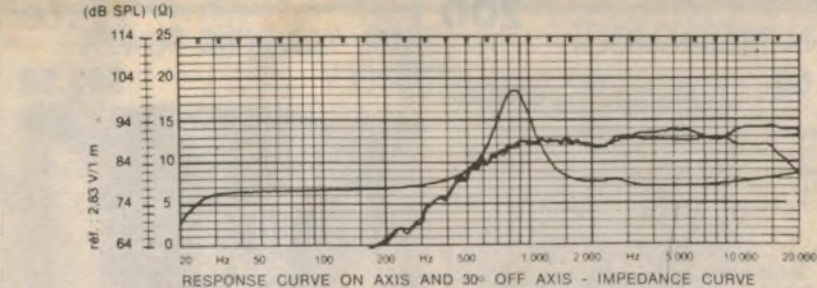
The three components in the crossover network are assembled onto a small PC board.

The enclosures are finished in vinyl veneer on four sides while the baffle is finished in black vinyl. The hole for the rear terminal panel is readycut. Not supplied is the Innerbond filling. Enclosures with genuine wood veneer will be available on special order (and at extra cost).

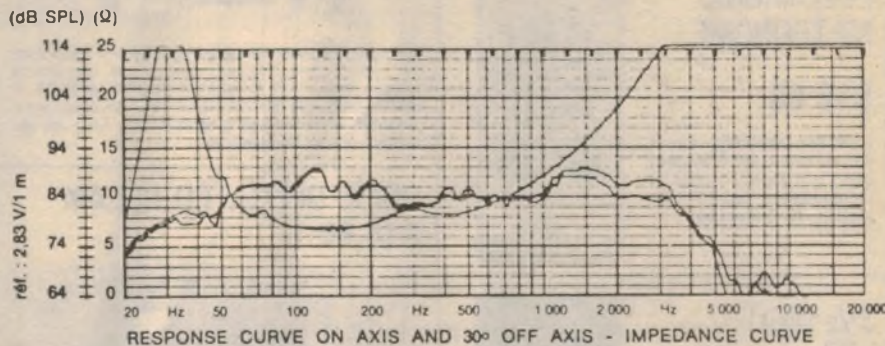
When despatched, the two completed boxes are stacked in the one carton. Price of this is \$99 which is a bargain. At this price there are probably very few constructors who will want to build their own cabinets. Cost of freight for the enclosures is \$15, anywhere in Australia.

Even though the large majority of constructors will probably go for the finished enclosures, we have produced a diagram with the major dimensions for those who wish to make their own. Note that the woofer is rebated into the baffle. If constructors do not have access to a router, the woofer may be mounted into an unrebated hole of the requisite diameter (190mm) and the mounting lugs spaced off the baffle by the thickness of one standard leather tap washer.

Since the enclosure material is 18mm thick chipboard and the panel sizes are fairly small, there should be no need for bracing. As with all enclosures though, they must be airtight. No leaks must occur, either at the cabinet joints or around the speakers or terminal panel. We recommend Engels No 5C draught exclu-



This plot shows the response curve of the tweeter on axis and 30° off axis and the impedance curve of the tweeter by itself.



This plot shows the response curve of the woofer on axis and 30° of axis when mounted on a flat baffle. Also shown is the impedance curve of the woofer itself.


sion tape to make gaskets for the woofer, tweeter and terminal panel.

Gaskets made up with this foam-backed adhesive tape have the advantage that they will seal again if the speakers ever have to be removed.

Install the rear terminal panel first with its gasket and then install the crossover network PC board. Then solder wires of different colours to the four crossover output connections and between the

(Continued on page 85)

**AS FEATURED IN SEPT
ELECTRONICS AUSTRALIA!**



AUDAX

THE COMPACT 200, A QUALITY SPEAKER SYSTEM THAT DOESN'T COST THE EARTH.

We've designed the Compact 200 for the home constructor so you get top quality at a low price. We supply speakers and electronics and you make the cabinets, or if you wish you may purchase speakers, electronics and assembled cabinet kits. Either way the job is simple and the results are great. Two top of the range Audax drivers are used, the HD 100 D 25 tweeter and the HD 20 B 25 J 4 C 9 Bextrene Bass/Mid driver. They are teamed with a crossover network specially designed to exploit the natural characteristics of both drivers and with a cabinet of compact size which still enables the bass/mid range driver to work with great efficiency. The result, a low colouration compact speaker system with a well extended and controlled frequency response. A speaker system to team with the best of source material. (And watch out for our sub-woofer to team with the compact 200 coming up soon).

SPEAKERS, ELECTRONICS KIT \$199 rrp
CABINETS (PER PAIR) \$99.50 rrp

Interstate and country mail orders through our Sydney or Melbourne offices please add \$6 postage for speakers/electronics kit and \$15 freight for 2 cabinets.

Available from — NSW — Electronic Agencies 115 Parramatta Rd, Concord ph: 745 3077 and 123 York St, Sydney ph: 29 2098; Northpoint Hi Fi 100 Miller St, Nth Sydney ph: 922 7780; Newcastle Hi Fi 642 Hunter St, Newcastle ph: 2 2400; The Soundlounge Wallis St, Forster ph: 54 7447; Taree Photographics & Hi Fi 105 Victoria St, Taree ph: 52 1488; Portsonic Hi Fi William St, Pt Macquarie ph: 83 4667; Vic — Ellistronics 289 La Trobe St, Melbourne ph: 602 3499; J. H. McGrath & Co, Melbourne ph: 663 3731; Rod Irving Electronics 425 High St, Northcote ph: 489 8131; Trevor Lees 114 High St, Kew ph: 682 2315. QLD — Jacques Electronic Systems 193 Given Terrace Paddington, Brisbane ph: 369 8594. TAS — Beta Electronics 131 Bathurst St, Hobart ph: 34 8232.

AUDAX LOUDSPEAKERS Head Office — 32 Wilson St, Oakleigh Vic. 3166 ph: (03) 543 5266 (AH) 579 5196. Sydney — PO Box 181 Granville 2142 ph: (02) 682 4133.


CHECK OUT THESE GREAT KITS FROM ROD IRVING

EPROM PROGRAMMER

\$39.50


No need for a Micro with EA's great Eprom Programmer suitable for 2716/2758 Eproms.

With Textool Sockets \$51.00
EA January 82



DUAL TRACKING POWER SUPPLY

\$83.50



Built around positive and negative 3-Terminal Regulators, this versatile dual tracking Power Supply can provide voltages from $\pm 1.3V$ to $\pm 22V$ at currents up to 2A. In addition, the Supply features a fixed +5V 0.9A output and is completely protected against short circuits, overloads and thermal runaway. EA March 82


SOUND TRIGGERED FLASH

\$26.50

This easy to build sound or light operated flash trigger has many features.

Catch those spectacular and humorous moments like that time your mother-in-law slipped on the moss covered patio and broke her neck. ETI 568


October 80



ELECTRONIC METRONOME

\$16.90

Great new Metronome Circuit with low current drain (less than one milliamp) drives a Loudspeaker and a Led Indicator. EA January 82



VOICE OPERATED RELAY

\$14.95



EA's great new Voice Operated Relay can be used to control a tape recorder, as a VOX circuit for a transmitter, or to control a slide projector. EA April 82

"LE GONG"

\$14.95

The "Le Gong" Doorbell with those unmistakable chimes generated by the LSI. A must for the man who has everything! EA February 81



3 1/2 DIGIT LCD CAPACITANCE METER

Handy pocket size Digital Capacitance Meter, runs off a 9V battery and measure 1pF to 19.99uF in just three ranges. EA March 82



\$59.00

FUNCTION GENERATOR

\$79.50



This Function Generator with digital readout produces Sine, Triangle and Square waves over a frequency range from below 20Hz to above 160kHz with low distortion and good envelope stability. It has an inbuilt four-digit frequency counter for ease and accuracy of frequency setting. EA April 82

LED LEVEL METER

\$27.00

Build a Led level Meter with simultaneous peak and average display plus 60dB dynamic range. This kit is ideal for any application requiring a wide dynamic range level display. ETI 458

June 81



DIGITAL THERMOMETER: 3 1/2 DIGIT LCD

\$59.00

Measure temperatures from below freezing point to around boiling point. EA February 82



LOW OHMS METER

\$34.50

How many times have you cursed your Multimeter when you had to measure a low-value resistance. Well alas, with the "Low Ohms Meter" you can solve those old problems and in fact measure resistance from 100 Ohms down to 0.005 Ohms. ETI 158 November 81



LOTTO/POOL'S SELECTOR

\$22.50

You have to be in it to win it. Take the chance out of winning the Pools as well as Lotto, and build the great new Pools/Lotto Number Selector. EA July 81



LARGE SCREEN TV STORAGE CRO ADAPTER

\$109.00


For a low cost Storage CRO with Synchronised Display, Electronic Graticule, One-Shot Triggering and Optional Storage of up to four Screen Displays it can't be beaten. EA February 82



ELECTRONIC ORGAN

\$59.00

"Electrotune" no its not for your car. It's a 23-note Organ with Special Effects. Singalong with this fun to build Organ and amaze the family and neighbours like never before. EA July 81



SOUNDBENDER

\$29.00

Have great fun creating your own recording effects with music and voice. The Sound Bender can receive from Electric Guitar, Microphones, etc. ETI February 82



300W AMP MODULE

\$63.00



Blow the doors off your house with the Playmaster 300 Watt Amplifier and your neighbours for that matter also. EA June 80

ETI 660 WITH OPTIONS

Kit inc PCB, ICs, Sfts	\$99.00
Colour Option	\$13.50
Video Modulator In	\$14.50
Plugpack to Suit 8VAC/1A	\$11.95
Set of 4 (2114 Rams)	
3K Upgrade	\$17.00
18 Keys plus Stencil Labels	\$29.00

ETI October 81



ING ELECTRONICS ... AND THE GREAT PRICES!

DIGITAL ENG. ANALYSER
\$48.50



EA August 80

DIGITAL CAPACITANCE METER
\$45.00




Here is an inexpensive Digital Capacitance Meter which measures from 1pF to 99.99uF in just three ranges. It's simple to use and features a big bright four-digit display with automatic updating and decimal points.
 EA March 80

ELECTRONIC DUMMY LOAD
\$89.00




With this unit you can test power supplies at currents up to 15 Amps and Voltages up to 60 Volts. It can "sink" up to 200 Watts on a static test and you can modulate the load to perform dynamic tests. ETI 147 October 80

SELECTALOTT
\$22.00



"Who wants to be a millionaire?" I do "Selectalott" could help. It will select random numbers without superstition or bias. It could be you. EA December 80

PHOTON TORPEDO GAME



EA September 81

\$22.50

7-SLOT S100 MOTHER BOARD



ETI May 80


\$85.00

FUZZBOX
\$18.90



Simple Fuzz Box for electric guitars. The no fuss, no nonsense Fuzz Box Confused — So are we. Seriously though if you want a sound with a difference, build this project and you can distort the waveform. It produces a sound which is buzzy (like politicians at election time). EA February 81

150W MOSFET POWER AMP
\$79.00



Plus Transformer \$39.50
 Plus Heatsink Drilled, Tapped and Black Anodised \$38.50

A general purpose 150W Mosfet Power Amp Module. Here's a high power, general purpose Power Amplifier Module for guitar and PA applications employing rugged, reliable Mosfets in the output. ETI 499 March 82

CYLON VOICE EA December 80

\$18.50



ANALOGUE AND DIGITAL STORAGE CRO KIT
\$169.00



Store and record non-repetitive Analogue Signals. EA March 81

TV CRO ADAPTOR
\$38.50

Includes Plug Pack EA August 80



VOICE CANCELLER

\$19.50



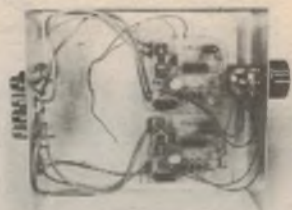
Ever wondered how your voice substituted for your favourite vocalists would sound, well now its possible! You can cancel out the lead vocal on almost any stereo record and substitute your own voice or musical instrument. EA April 82

ETI 471 PREAMP KIT ETI June 79 **\$46.50**



LOUD SPEAKER PROTECTOR

ETI 455 March 80



CAR ALARM
\$29.00


This Car Alarm uses the battery earth strap as a sensor to detect when a "courtesy" light or other electrical load occurs when a thief enters a vehicle. The circuitry is simple and immune from false triggering problems. ETI July 81




10-15V EXPANDED SCALE V-METER

ETI 159 December 81

\$23.00



CORE BALANCE RELAY ETI 567



\$39.50

Keep the cows out of the cabbages with this

ELECTRIC FENCE

Mains or battery powered, this electric fence controller is both inexpensive and versatile. Based on an automotive ignition coil, it should prove an adequate deterrent to all manner of livestock. Additionally, its operation conforms to the relevant clauses of Australian Standard 3129.

by COLIN DAWSON

Over the past few years we have received a steady stream of requests to describe an electric fence controller, plus a number of contributions to our "Circuit and Design Ideas" section describing such controllers. For a number of reasons — including legal ones, which we will deal with shortly — we have hesitated to publish these contributions, or offer a design of our own.

More recently, we received a CDI contribution from Mr R. Graham of Gerringong, NSW, describing a mains powered electric fence controller which he felt would interest our readers. Prompted by Mr Graham's suggestion, we took another look at the whole electric fence situation — including technical standards and legal obligations — and decided to publish a design, based partly on Mr Graham's, but modified to make it

suitable for either battery or mains operation, and checked to ensure that it comes within safety specifications.

Most readers will probably be aware of the broad concept of an electric fence. The power supply, or controller, is designed to apply a short high voltage impulse, at regular intervals, to a single bare wire supported by insulators on either existing fence posts or on temporary stakes driven into the ground. This type of deterrent is remarkably effective against even the most stubborn "fence breaking" animals and the fact that a temporary fence can be so effective is a very valuable aid to farmers wishing to control the grazing of their stock.

By far the most important single aspect of electric fence design and application is that of safety; there is not much point in



producing an effective fencing system if it carries a risk of killing or injuring either human beings or the animals it is intended to merely control. We cannot emphasise too strongly the need for extreme care and commonsense in all matters concerning electric fences.


The safety aspect, and with it the legal responsibilities, can be best presented as two broad categories; the technical specifications of the equipment, which are designed to minimise any risk of injury in the event of accidental contact, and the application constraints and precautions which should be exercised to minimise the risk of accidental contact in the first place.

Design considerations

The technical aspect is really the simpler of the two, because adequate and quite stringent specifications have been laid down by the Standards Association of Australia as AS3129. These specifications are derived from the broad concept that regular short duration pulses are quite effective as an animal deterrent, but do not constitute the danger inherent in a continuously energised wire.

But this is not enough in itself. How long should these pulses be? How often should they occur? At what voltage and with what current capability? These, and similar questions, need to be answered specifically and this is the purpose of AS3129.

In detail, it sets out the following



The control circuit is built on a PC board and can be used with any standard automotive ignition coil. Unit can be either mains or battery operated.

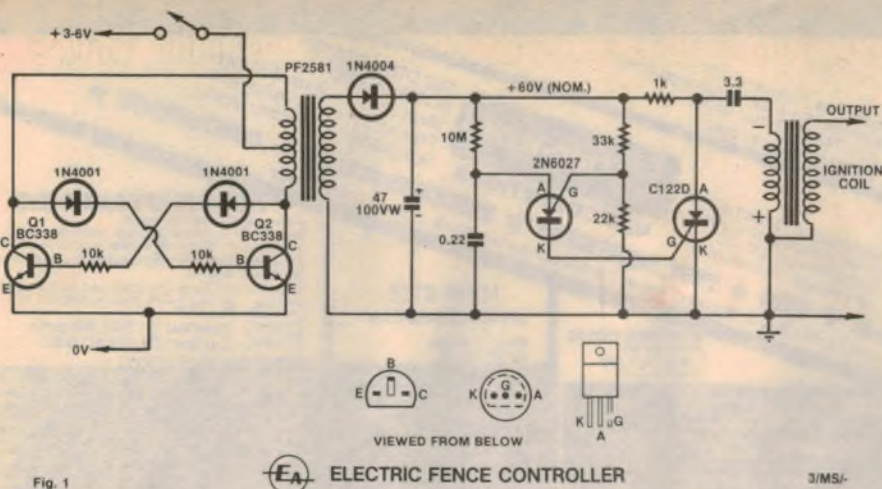


Fig. 1

ELECTRIC FENCE CONTROLLER

3/MSI-

The circuit diagram for the Electric Fence Controller. Note that the +60V rail is obtained with +6V into the inverter (with the PUT operating), and the ignition coil connected.

PARTS LIST

- 1 Printed circuit board, code 82ef9, 163 × 65mm
- 1 Transformer, 240V/12V centre tapped (PF2581 or equiv.)
- 1 Automotive ignition coil (see text)
- 1 Box to suit plus batteries as required

SEMICONDUCTORS

- 1 C122D silicon controlled rectifier (SCR)
- 1 2N6027 programmable unijunction transistor (PUT)
- 2 BC338 NPN transistors
- 1 1N4004 diode
- 2 1N4001 diodes

CAPACITORS

- 1 47µF/100VW electrolytic
- 1 3.3µF metallised polyester (greencap)
- 1 0.22µF greencap

RESISTORS (¼W, 5%)

- 1 × 10MΩ, 1 × 33kΩ, 1 × 22kΩ, 2 × 10kΩ, 1 × 1kΩ

MISCELLANEOUS

Copper-cored automotive ignition cable, screws, nuts, hook-up wire, insulators for fence, etc.

NOTE: components with ratings higher than specified may be used, provided they are physically compatible.

specifications and limits. The maximum output voltage, with a load impedance of 1MΩ, is 5kV. The pulse width must not exceed 0.1s, with a repetition rate of not less than 0.75s. Output current must not exceed 300mA for more than 0.3ms with a 500Ω load; current between pulses – not to exceed 0.7mA RMS with a 500Ω load; quantity of electricity – not to exceed 2.5mC with a 500Ω load. There are numerous other clauses relating to mechanical strength and accessibility of live parts, which would need to be consulted in order to build a unit to S.A.A. standards.

The unit which we are about to describe comes well within all these limits. For example, the voltage across a 1MΩ load is around 2.5kV, the pulse length is a mere 3ms, and other values are similarly conservative. Yet it can still deliver quite a jolt, as two incautious EA staff members can confirm!

The second safety aspect, the manner in which the device is used, is not quite so easily defined, but must be considered nevertheless. First, it should be

realised that these devices are intended for use in rural areas where they will usually be set up well within the boundaries of private property and well away from public access. Even so, if there is a risk that members of the public may come in contact with it, AS3129 specifies that signs bearing the words "ELECTRIC FENCE" in letters not less than 50mm high, should be erected every 90m or less.

In no circumstances, for any reason whatsoever, should these devices be set up within the ordinary suburban domestic block. The risk of accidental contact, particularly by small children, is so much greater, that the possibility of injury becomes very real. It is not so much the actual shock which may be the danger, but rather the possibility of sometimes violent physical reaction which may injure either the victim, or someone standing nearby.

Significantly, some shire councils have banned the use of electric fences completely within their area and, equally significantly, some insurance companies

have stated that injury incurred by reason of an electric fence would not be covered by household liability insurance.

So much, then, for the legal and technical constraints which need to be observed in any operation involving an electric fence. Having clarified those aspects, let us look at the practical design.

Mains or battery power?

One of the first points to be decided in such a design is the source of power; batteries or mains. In some locations one may have little choice – mains power may simply not be available. It is one thing to have mains power at the homestead, but quite another at the other end of a 40 acre paddock. (Err, sorry; 16.19 hectare paddock.)

In such cases, battery power is the only answer, even though it is more expensive and usually less convenient. Then again, there is the question of which battery type to use. In the event, we decided to cater for all situations. Our controller can be built as a mains only device, a battery only device, or a combination unit which can be powered by either source, simply by connection to the appropriate leads. It can also operate from a range of battery types.

More exactly, we are describing a battery operated version as the basic unit, with the mains transformer as an "add-on" concept. Even if mains power is envisaged at the moment, we imagine a lot of readers would want to include the battery power supply anyway. It costs only about \$5.00 extra and greatly improves the versatility of the unit.

Battery operation is via an inverter which consists of a conventional free running multivibrator driving a 12V centre-tapped transformer. In this case, what is normally the secondary of the transformer is driven so that it has a step-up action. Each half of the centre-tapped winding provides the collector load for a BC338 NPN transistor. The base of each transistor is cross connected to the collector of the other via a 10kΩ resistor and a diode. Due to slight differences in the transistors' operating characteristics and in the impedances of the transformer primary windings, one side of the multivibrator is activated first when power is applied.

As one transistor switches on – let us say Q1 – there is a rapid increase in current through the associated primary winding. This increase in current, by transformer action, produces a stepped up positive voltage at the Q2 collector end of the winding and this voltage is applied to the base of Q1 to turn it on still harder. Eventually, due to magnetic saturation and other factors, the current ceases to rise, transformer action ceases, Q1 is no longer biased on and it switches off. When this happens the collector

Bill Edge's

ELECTRONICS

115-117 Parramatta Rd. Concord 2137
(Corner Parramatta Rd & Lloyd George Ave)
Telephone (02) 745 3077 (two lines)
17 York St. Sydney Phone 29 2096

bankcard welcome here
TRADING HOURS
BOTH STORES
Mon-Fri 9am-5:30pm
Thursday 9am-4pm
Saturday 9am-12pm

Mail Orders: PO Box 188 Concord 2137
MAIL CHARGES
\$5-\$9.99 \$5.99
\$10-\$24.99 \$10.24
\$25-\$49.99 \$25.49
\$50-\$99.99 \$50.99
\$100 or more \$10.00

22.00
\$3.00
\$4.00
\$5.00
\$6.50
All heavy or bulky items (over 20kg) sent Come! Road Freight \$10.00 anywhere in Australia
Hi-Fi ★ KITS ★ TEST EQUIPMENT ★ SEMICONDUCTORS ★ COMPONENTS ★
What else do we carry? Hi-Fi ★ KITS ★ TEST EQUIPMENT ★ SEMICONDUCTORS ★ COMPONENTS ★
All prices correct and goods in stock at time of going to press. Please phone to check current availability

NEW KITS
STEREO SIMULATOR
KEL200 \$85.00
See EA Sept 82

AUDAX SPEAKER KIT
As reviewed in EA this month
Speaker kit includes 2 200 mm bass/treble cones
woolers and 2 25 mm dome tweeters and crossovers
Cabinet kit includes 2 enclosures with input panels
grills and badges
Other manufacturers who have used Audax speakers
include Monitor Audio Mission Mendan IMF
Bozak REF and AMW
CE2450 Speaker Kit \$199.00 pair.
CE2490 Cabinet Kit \$99.50 pair.
Cameo freight \$10 anywhere

SEPTEMBER SPECIALS

CAPACITORS		
Strictly limited quantities. Trade not supplied.		
CAT No.	Normal Price Special Price	
RE2668	2ul Greenpac 100V	\$1.25 30c
RE2665	10ul 16V Electrolytic RT	30c 5c
RE2667	10ul 16V Electrolytic RT	30c 5c
RE2668	10ul 16V Electrolytic RT	30c 5c
RE2669	10ul 16V Electrolytic RT	30c 5c
RE2670	10ul 16V Electrolytic RT	30c 5c
RE2671	10ul 16V Electrolytic RT	30c 5c
RE2672	10ul 16V Electrolytic RT	30c 5c
RE2673	10ul 16V Electrolytic RT	30c 5c
RE2674	10ul 16V Electrolytic RT	30c 5c
RE2675	10ul 16V Electrolytic RT	30c 5c
RE2676	10ul 16V Electrolytic RT	30c 5c
RE2677	10ul 16V Electrolytic RT	30c 5c
RE2678	10ul 16V Electrolytic RT	30c 5c
RE2679	10ul 16V Electrolytic RT	30c 5c
RE2680	10ul 16V Electrolytic RT	30c 5c
RE2681	10ul 16V Electrolytic RT	30c 5c
RE2682	10ul 16V Electrolytic RT	30c 5c
RE2683	10ul 16V Electrolytic RT	30c 5c
RE2684	10ul 16V Electrolytic RT	30c 5c
RE2685	10ul 16V Electrolytic RT	30c 5c
RE2686	10ul 16V Electrolytic RT	30c 5c
RE2687	10ul 16V Electrolytic RT	30c 5c
RE2688	10ul 16V Electrolytic RT	30c 5c
RE2689	10ul 16V Electrolytic RT	30c 5c
RE2690	10ul 16V Electrolytic RT	30c 5c
RE2691	10ul 16V Electrolytic RT	30c 5c
RE2692	10ul 16V Electrolytic RT	30c 5c
RE2693	10ul 16V Electrolytic RT	30c 5c
RE2694	10ul 16V Electrolytic RT	30c 5c
RE2695	10ul 16V Electrolytic RT	30c 5c
RE2696	10ul 16V Electrolytic RT	30c 5c
RE2697	10ul 16V Electrolytic RT	30c 5c
RE2698	10ul 16V Electrolytic RT	30c 5c
RE2699	10ul 16V Electrolytic RT	30c 5c
RE2700	10ul 16V Electrolytic RT	30c 5c

KITS
Don't just sit there build something
When you purchase a kit from Electronic Agencies
you are assured that:
• All components are top quality prime spec
• Instructions are included in ALL kits
• Free with kits over \$20 Bill & Kit Constructor Guide
• Kits are et stock not made up to order
• All parts will be in the kit if it is extremely rare that
parts are missing
• Electronic Agencies kits are the best!
• We are the kit specialists!

NEW KITS		
RE1075	KIT ET1 46V Drum Machine	89.00
RE1076	KIT ET2 46V Sequencer	19.50
RE1077	KIT ET3 46V Metronome	20.00
RE1078	KIT ET4 46V Metronome	20.00
RE1079	KIT ET5 46V Metronome	20.00
RE1080	KIT ET6 46V Metronome	20.00
RE1081	KIT ET7 46V Metronome	20.00
RE1082	KIT ET8 46V Metronome	20.00
RE1083	KIT ET9 46V Metronome	20.00
RE1084	KIT ET10 46V Metronome	20.00
RE1085	KIT ET11 46V Metronome	20.00
RE1086	KIT ET12 46V Metronome	20.00
RE1087	KIT ET13 46V Metronome	20.00
RE1088	KIT ET14 46V Metronome	20.00
RE1089	KIT ET15 46V Metronome	20.00
RE1090	KIT ET16 46V Metronome	20.00
RE1091	KIT ET17 46V Metronome	20.00
RE1092	KIT ET18 46V Metronome	20.00
RE1093	KIT ET19 46V Metronome	20.00
RE1094	KIT ET20 46V Metronome	20.00
RE1095	KIT ET21 46V Metronome	20.00
RE1096	KIT ET22 46V Metronome	20.00
RE1097	KIT ET23 46V Metronome	20.00
RE1098	KIT ET24 46V Metronome	20.00
RE1099	KIT ET25 46V Metronome	20.00
RE1100	KIT ET26 46V Metronome	20.00
RE1101	KIT ET27 46V Metronome	20.00
RE1102	KIT ET28 46V Metronome	20.00
RE1103	KIT ET29 46V Metronome	20.00
RE1104	KIT ET30 46V Metronome	20.00
RE1105	KIT ET31 46V Metronome	20.00
RE1106	KIT ET32 46V Metronome	20.00
RE1107	KIT ET33 46V Metronome	20.00
RE1108	KIT ET34 46V Metronome	20.00
RE1109	KIT ET35 46V Metronome	20.00
RE1110	KIT ET36 46V Metronome	20.00
RE1111	KIT ET37 46V Metronome	20.00
RE1112	KIT ET38 46V Metronome	20.00
RE1113	KIT ET39 46V Metronome	20.00
RE1114	KIT ET40 46V Metronome	20.00
RE1115	KIT ET41 46V Metronome	20.00
RE1116	KIT ET42 46V Metronome	20.00
RE1117	KIT ET43 46V Metronome	20.00
RE1118	KIT ET44 46V Metronome	20.00
RE1119	KIT ET45 46V Metronome	20.00
RE1120	KIT ET46 46V Metronome	20.00
RE1121	KIT ET47 46V Metronome	20.00
RE1122	KIT ET48 46V Metronome	20.00
RE1123	KIT ET49 46V Metronome	20.00
RE1124	KIT ET50 46V Metronome	20.00

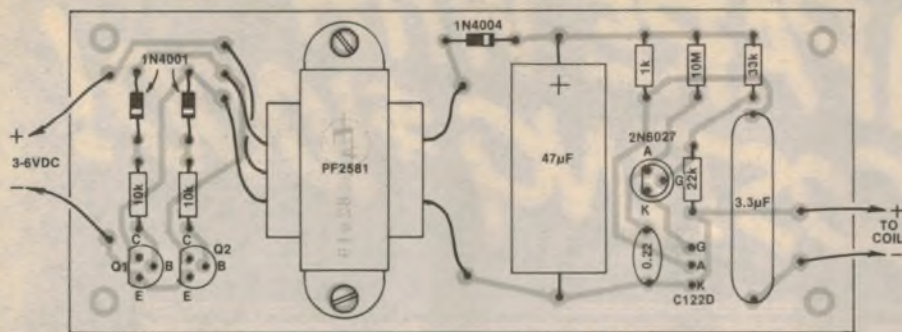
SEMICONDUCTORS COMPARE OUR EVERY DAY PRICE		
RE1125	2N1010	0.90
RE1126	2N1011	0.90
RE1127	2N1012	0.90
RE1128	2N1013	0.90
RE1129	2N1014	0.90
RE1130	2N1015	0.90
RE1131	2N1016	0.90
RE1132	2N1017	0.90
RE1133	2N1018	0.90
RE1134	2N1019	0.90
RE1135	2N1020	0.90
RE1136	2N1021	0.90
RE1137	2N1022	0.90
RE1138	2N1023	0.90
RE1139	2N1024	0.90
RE1140	2N1025	0.90
RE1141	2N1026	0.90
RE1142	2N1027	0.90
RE1143	2N1028	0.90
RE1144	2N1029	0.90
RE1145	2N1030	0.90
RE1146	2N1031	0.90
RE1147	2N1032	0.90
RE1148	2N1033	0.90
RE1149	2N1034	0.90
RE1150	2N1035	0.90
RE1151	2N1036	0.90
RE1152	2N1037	0.90
RE1153	2N1038	0.90
RE1154	2N1039	0.90
RE1155	2N1040	0.90
RE1156	2N1041	0.90
RE1157	2N1042	0.90
RE1158	2N1043	0.90
RE1159	2N1044	0.90
RE1160	2N1045	0.90
RE1161	2N1046	0.90
RE1162	2N1047	0.90
RE1163	2N1048	0.90
RE1164	2N1049	0.90
RE1165	2N1050	0.90
RE1166	2N1051	0.90
RE1167	2N1052	0.90
RE1168	2N1053	0.90
RE1169	2N1054	0.90
RE1170	2N1055	0.90
RE1171	2N1056	0.90
RE1172	2N1057	0.90
RE1173	2N1058	0.90
RE1174	2N1059	0.90
RE1175	2N1060	0.90
RE1176	2N1061	0.90
RE1177	2N1062	0.90
RE1178	2N1063	0.90
RE1179	2N1064	0.90
RE1180	2N1065	0.90
RE1181	2N1066	0.90
RE1182	2N1067	0.90
RE1183	2N1068	0.90
RE1184	2N1069	0.90
RE1185	2N1070	0.90
RE1186	2N1071	0.90
RE1187	2N1072	0.90
RE1188	2N1073	0.90
RE1189	2N1074	0.90
RE1190	2N1075	0.90
RE1191	2N1076	0.90
RE1192	2N1077	0.90
RE1193	2N1078	0.90
RE1194	2N1079	0.90
RE1195	2N1080	0.90
RE1196	2N1081	0.90
RE1197	2N1082	0.90
RE1198	2N1083	0.90
RE1199	2N1084	0.90
RE1200	2N1085	0.90

6 HOUR TURNAROUND ON MAIL ORDERS

2 STORES
CONCORD AND SYDNEY
WE ARE THE KIT SPECIALISTS
OPEN THURSDAY TILL 8 pm

SPEAKERS

CE2001	Tweeter Foster CN C050N08	4.50
CE2002	Tweeter Phil DME AD010T8	11.95
CE2003	Tweeter Phil DME AD010E8	13.95
CE2004	Tweeter Phil DM AD010S8	16.95
CE2005	Tweeter Phil DM AD010T8	18.95
CE2006	Tweeter Home Pioneer 050	9.90
CE2007	Tweeter Home Pioneer 080	13.50
CE2008	Tweeter Pizio RT ESNI005	25.95
CE2009	Tweeter Pizio RT ESNI010	18.50
CE2010	Tweeter Pizio RT ESNI015	25.00
CE2011	Tweeter Pizio RT ESNI025	25.00
CE2012	Tweeter Pizio RT ESNI035	18.50
CE2013	Tweeter Pizio RT ESNI045	18.50
CE2014	Tweeter Pizio RT ESNI055	25.00
CE2015	Tweeter Pizio RT ESNI065	25.00
CE2016	Tweeter Pizio RT ESNI075	25.00
CE2017	Tweeter Pizio RT ESNI085	25.00
CE2018	Tweeter Pizio RT ESNI095	25.00
CE2019	Tweeter Pizio RT ESNI105	25.00
CE2020	Tweeter Pizio RT ESNI115	25.00
CE2021	Tweeter Pizio RT ESNI125	25.00
CE2022	Tweeter Pizio RT ESNI135	25.00
CE2023	Tweeter Pizio RT ESNI145	25.00
CE2024	Tweeter Pizio RT ESNI155	25.00
CE2025	Tweeter Pizio RT ESNI165	25.00
CE2026	Tweeter Pizio RT ESNI175	25.00
CE2027	Tweeter Pizio RT ESNI185	25.00
CE2028	Tweeter Pizio RT ESNI195	25.00
CE2029	Tweeter Pizio RT ESNI205	25.00
CE2030	Tweeter Pizio RT ESNI215	25.00
CE2031	Tweeter Pizio RT ESNI225	25.00
CE2032	Tweeter Pizio RT ESNI235	25.00
CE2033	Tweeter Pizio RT ESNI245	25.00
CE2034	Tweeter Pizio RT ESNI255	25.00
CE2035	Tweeter Pizio RT ESNI265	25.00
CE2036	Tweeter Pizio RT ESNI275	25.00
CE2037	Tweeter Pizio RT ESNI285	25.00
CE2038	Tweeter Pizio RT ESNI295	25.00
CE2039	Tweeter Pizio RT ESNI305	25.00
CE2040	Tweeter Pizio RT ESNI315	25.00
CE2041	Tweeter Pizio RT ESNI325	25.00
CE2042	Tweeter Pizio RT ESNI335	25.00
CE2043	Tweeter Pizio RT ESNI345	25.00
CE2044	Tweeter Pizio RT ESNI355	25.00
CE2045	Tweeter Pizio RT ESNI365	25.00
CE2046	Tweeter Pizio RT ESNI375	25.00
CE2047	Tweeter Pizio RT ESNI385	25.00
CE2048	Tweeter Pizio RT ESNI395	25.00
CE2049	Tweeter Pizio RT ESNI405	25.00
CE2050	Tweeter Pizio RT ESNI415	25.00
CE2051	Tweeter Pizio RT ESNI425	25.00
CE2052	Tweeter Pizio RT ESNI435	25.00
CE2053	Tweeter Pizio RT ESNI445	25.00
CE2054	Tweeter Pizio RT ESNI455	25.00
CE2055	Tweeter Pizio RT ESNI465	25.00
CE2056	Tweeter Pizio RT ESNI475	25.00
CE2057	Tweeter Pizio RT ESNI485	25.00
CE2058	Tweeter Pizio RT ESNI495	25.00
CE2059	Tweeter Pizio RT ESNI505	25.00
CE2060	Tweeter Pizio RT ESNI515	25.00
CE2061	Tweeter Pizio RT ESNI525	25.00
CE2062	Tweeter Pizio RT ESNI535	25.00
CE2063	Tweeter Pizio RT ESNI545	25.00
CE2064	Tweeter Pizio RT ESNI555	25.00
CE2065	Tweeter Pizio RT ESNI565	25.00
CE2066	Tweeter Pizio RT ESNI575	25.00
CE2067	Tweeter Pizio RT ESNI585	25.00
CE2068	Tweeter Pizio RT ESNI595	25.00
CE2069	Tweeter Pizio RT ESNI605	25.00
CE2070	Tweeter Pizio RT ESNI615	25.00
CE2071	Tweeter Pizio RT ESNI625	25.00
CE2072	Tweeter Pizio RT ESNI635	25.00
CE2073	Tweeter Pizio RT ESNI645	25.00
CE2074	Tweeter Pizio RT ESNI655	25.00
CE2075	Tweeter Pizio RT ESNI665	25.00
CE2076	Tweeter Pizio RT ESNI675	25.00
CE2077	Tweeter Pizio RT ESNI685	25.00
CE2078	Tweeter Pizio RT ESNI695	25.00
CE2079	Tweeter Pizio RT ESNI705	25.00
CE2080	Tweeter Pizio RT ESNI715	25.00
CE2081	Tweeter Pizio RT ESNI725	25.00
CE2082	Tweeter Pizio RT ESNI735	25.00
CE2083	Tweeter Pizio RT ESNI745	25.00
CE2084	Tweeter Pizio RT ESNI755	25.00
CE2085	Tweeter Pizio RT ESNI765	25.00
CE2086	Tweeter Pizio RT ESNI775	25.00



Parts overlay diagram for the control circuit. For mains-powered operation, delete the inverter circuit and substitute a 240V/12V transformer (see text).

voltage of Q1 rises and biases on the base of Q2. Current then rises in the other half of the primary winding, and the whole cycle is repeated.

These oscillations in the primary windings (at about 25kHz) cause about 60V to appear across the secondary winding. This voltage is fed to a half wave rectifier with a 47µF filter capacitor. This capacitor stores sufficient charge for a number of discharge cycles. As a result, the discharge circuitry can continue to function (with decreasing power) for some time after the power is switched off. This should not be a problem, provided that you are aware of it.

This rectified voltage charges a 3.3µF metallised polyester capacitor, via a 1kΩ resistor. This is the discharge capacitor – it cannot be an electrolytic type as they are not capable of the discharge rate required. This capacitor is connected in series with the primary of an automotive ignition coil via an SCR.

A 2N6027 programmable unijunction transistor (PUT) initiates a discharge cycle by supplying a brief pulse to the gate of the SCR. This causes the SCR to turn on, discharging the capacitor through the coil. The SCR will remain on until the discharge current falls below its "hold-on" current.

The rate at which the PUT supplies trigger pulses to the SCR depends on two factors – a reference voltage set on its own gate by the ratio of the 33kΩ and the 22kΩ resistors and the time constant of the 10MΩ resistor and the 0.22µF capacitor. When the 0.22µF capacitor – and hence the PUT's anode – reaches a voltage 0.6V higher than the reference voltage the device switches on. This allows the 0.22µF capacitor to discharge into the gate of the SCR, thereby supplying a trigger pulse.

From the foregoing it is apparent that, to alter the trigger rate, we simply change this time constant. Increasing the value of either the 10MΩ resistor or the 0.22µF capacitor will increase the time constant, and vice versa. With the values

shown the trigger rate is about 1s.

As indicated on the circuit, the inverter will operate from between three to six volts. In fact it will work quite well from two "D" size cells and could energise a small fence quite effectively in an emergency. Current consumption is quite reasonable, being a fraction under 20mA at 3V and around 45mA at 6V. (These figures as measured on our prototype.)

Even so, we don't recommend regular use from dry cells, particularly if the system has to run for long periods – 12 to 24 hours – continuously. If dry cells are contemplated for 6V operation, we suggest something like a lantern battery. Long term, a small accumulator, such as a motorcycle type, or even a set of nickel cadmium cells, "D" size, 2Ah to 4Ah, would be a much better proposition.

For mains operation the whole of the inverter circuit up to, but not including, the 1N4004 diode may be omitted. In its place we use a small power transformer delivering about 40V to the diode. This transformer must meet the relevant

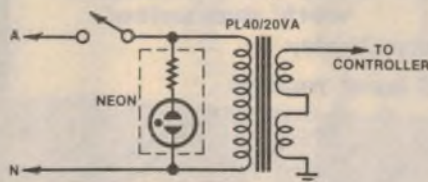


Fig. 2

Fig. 2: This simple circuit lets you power the controller from the mains.

We estimate the current cost of components for this project to be approximately

\$15

This does not include a suitable case, 40V mains transformer or ignition coil.

clauses of Australian Standard C126 and the Ferguson PL40/20VA is the recommended choice. The few simple connections are shown in Fig 2, the active side of the transformer secondary going to the 1N4004 diode.

To make a combined battery/mains unit, simply fit a second diode between the transformer secondary lead and the positive terminal of the 47µF capacitor. Each diode will then effectively isolate each power supply from the other, and no switching is required.

Construction

To begin construction, mount the PCB board components. We are assuming that most constructors will include the inverter. If this is not the case, simply delete the inverter components, including the step-up transformer. Mount the resistors first, then – taking care with their polarity – the semiconductors. Also note the polarity of the electrolytic when mounting it. Lastly, mount the inverter transformer, fastening it with a pair of screws and nuts. To connect the PCB board to the coil, use automotive type hook-up wire.

Any standard automotive ignition coil, either a 7V or 12V type, may be used. You could purchase one for less than \$10 from K-mart stores or pick up a secondhand one from a wrecker's yard.

Next, it will be necessary to terminate the two high tension leads. If you can acquire a pre-terminated coil-to-distributor lead, this should prove ideal for the coil output. Otherwise, it will be necessary to fit a boot type connector yourself, since the coil output terminal is not adaptable to any other type of connector. The other lead requires a lug which fits the coil earth terminal. Both leads will need a heavy duty clip fitted to their free end.

To test the unit, position the output clips about a millimetre from each other and (with your hands clear of the leads) switch the power on. Within a few seconds, a spark should jump between the clips about once every second. If the inverter is working properly, there will be 30 to 60V across the 47µF filter capacitor. A properly functioning discharge circuit will cause a faint click in the coil with each discharge. Remember that the circuit will continue to discharge for some time after the power is switched off.

A suitable box to house the project will depend on the type of power supply used. For mains powered units, it is necessary to use a metal box so that it can be effectively earthed. Note that all leads should pass through grommetted holes and be anchored inside the case. The box should be weather-proof and

COMPARE WITH UNITS COSTING \$1000!

DICK SMITH PROFESSIONAL FREQUENCY COUNTER

Features of units costing \$1000's
BUILD YOURSELF FROM \$99⁵⁰

500MHz, 7 digit resolution plus period measurement feature.

A completely new frequency and period counter using the latest IC technology. The low component count makes it very reliable and extremely easy to build. It will measure frequency to 500MHz (with optional pre-scaler) and period both with a 7 digit resolution. It rivals the performance of commercial units costing many times the price.

Specifications

Ranges (Full Scale): 0-10MHz, 0-50MHz and 10-500MHz (optional).

Operating modes: Switch selectable frequency or period measurement.

Sensitivity: 10mV RMS to 30MHz, 100mV RMS at 50MHz, typically less than 200mV on 500MHz range.

Input Impedance: 1M ohm/50pF on 0-10MHz and 0-50MHz ranges, 75 ohm on 10-500MHz range.

Resolution: 1Hz on 0-10MHz range; 10Hz on 0-50 MHz range; 100Hz on 10-500MHz range.

Gating Times: 0.1s, 0.1s, 1s and 10s; update times 0.2s longer.

Accuracy: Typically better than 0.05% ± 1 count uncalibrated.

Power Requirements: 240 V AC, 7W

High quality, professional looking case.

Quality slide controls for ease of operation.

Exclusive pre-punched and printed front panels, no drilling required

with EXCLUSIVE DICK SMITH simplified circuit board wiring, step-by-step instructions & quality pre-punched & printed front panel.

High Intensity Display

BNC input sockets

★ **Professional design and finish — uses high quality instrument case.**

★ **Extremely easy to build — virtually no PC board wiring, and all switches are integral to the display board and front panel. No drilling or filing required.**

★ **Huge, bright high efficiency 7 segment display.**

Based on Electronics Australia design Dec 81 issue

Basic 50MHz Kit. Cat K-3439.
..... \$99.50

Deluxe Instrument Case.
Cat H-2505 \$12.50

500MHz Pre-Scaler
Cat K-3432 \$29.95

and covered by our 'Sorry Dick, it doesn't work' guarantee!

Also available: **SAVE \$7**
FUNCTION GENERATOR

This superb kit produces sine/triangle and square waves over a frequency range from below 20Hz to over 160kHz! It features a four digit LED readout enabling accurate frequency setting. This kit makes an ideal companion to our frequency counter kit at left.

Cat K-3520. See EA April 82

AMAZING VALUE AT ONLY

\$52⁵⁰

WAS \$59.50

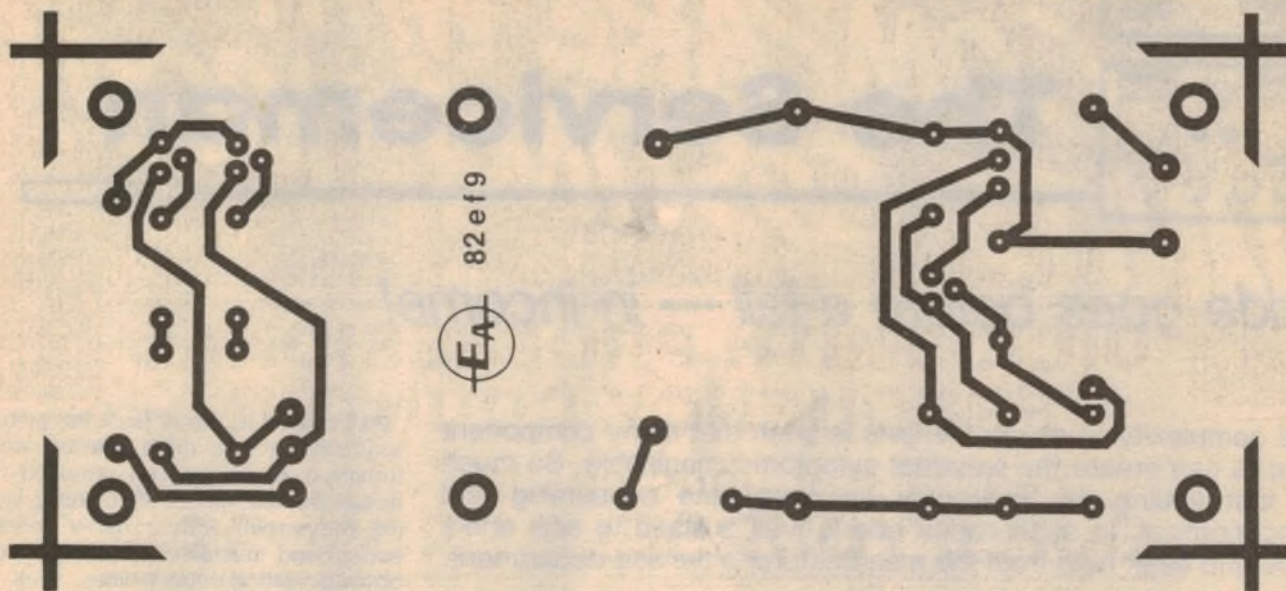


**DICK SMITH
Electronics**

See Page 98 for address details



DSE/A326/PA1



Actual size artwork for the PC board. Finished boards are available from the usual retailers.

have the words "Electric Fence" clearly marked on it.

The coil is connected to the fence via the two lengths of ignition lead already mentioned. One connects the coil to the fence wire and the other connects to a metal stake driven into the soil. Ideally, solid, copper-cored lead should be used. Carbon composite (noise suppression) type leads – as used almost exclusively on modern cars – will reduce the effectiveness of the electric fence. The copper leads also have the advantage of being more robust than the composite

types and are easier to terminate. You should be able to obtain this type of lead from an auto-electrician or accessory shop.

For an electric fence to be effective, it must be insulated (preferably by at least $1M\Omega$) from earth. This applies not only to a fence, but also to any other item which you may wish to electrify. Wet weather can be expected to significantly reduce the length of fence which can be protected, as can long grass or overhanging shrubbery.

Note that the price estimate for this

project includes only the printed circuit board, and the components mounted on it, for a battery powered unit. Although an ignition coil will be needed for both mains and battery powered units, there is a wide variation in the cost of coils available. Additionally, there is a ready supply of low-cost second hand coils. When required, the 40V mains transformer should cost approximately \$16. Added to these expenses will be a box to mount the project in, hook-up wire (including two high tension leads) and, where applicable, batteries. ☺

Audax Compact Loudspeaker

... ctd from p77

crossover network and rear terminal panel. Connect the tweeter and install it, using four screws. Do not over-tighten these screws otherwise you will strip the holes.

Installing the Innerbond

For each enclosure you will need a strip of Innerbond 40cm wide and 1.8 metres long. This is rolled from both ends so that, in effect you end up with two rolls. This double-roll is inserted through the woofer hole, taking care not to dislodge the tweeter or crossover wires. The Innerbond should be positioned so that there is a small cavity behind the woofer.

Finally, fit the gasket for the woofer, attach the connections and screw it into place. Be particularly careful in installing the woofer, to avoid damaging it.

Use both hands when driving the speaker screws home. One hand should guide the blade to ensure that it does

not slip off the screw head and possibly damage the speaker cone.

Testing for leaks

The simplest way of testing for leaks is to connect the loudspeaker system to an amplifier and drive it at a low frequency, of around 50Hz, at a volume which is reasonably loud but which is not obviously overdriving the woofer. If you do overdrive the woofer its cloth surround will begin to buzz audibly – a sure sign that you are overdoing things.

With 50Hz signal applied, moisten your palm, cup your hand and pass it over all the likely places where leaks could occur. Go over the back panel as well as all over the corners.

When your toil is completed, place your speakers in their final positions, give the cabinets a wipe over with a moist cloth, fit the grille cloth frame and put on your favourite record. Enjoy yourself! ➤

Basic Electronics

For the beginner or the hobbyist, this reference book is almost certainly the most widely used manual on basic electronics in Australia.

It is used by radio clubs, in secondary schools and colleges and in WIA youth radio clubs.

Begins with the electron, introduces and explains components and circuit concepts, details the construction of simple receivers. Separate chapters on test instruments, servicing, amateur radio, audio techniques, stereo sound reproduction.

Available from "Electronics Australia", 57 Regent St, Chippendale. PRICE \$3.50 OR by mail order from "Electronics Australia", PO Box 163, Chippendale 2008. PRICE: \$4.40.



The Serviceman

Pride goes before a fall — in income!

The complexity of colour TV sets is such that many component failures can create the weirdest symptoms imaginable. So much so that finding the fault may be quite time consuming and uneconomical. In such cases one is well advised to sink one's pride and seek help from the manufacturer's service department.

This story concerns a Sanyo model CTP7601 colour set, and is a little unusual for a couple of reasons. One was the actual nature of the fault, which had me bamboozled for quite a while, and the other was the manner in which it happened to be convenient to tackle the job.

The set belongs to a friend and, while he insists on being treated as a normal customer, this meant that I could afford to adopt a more leisurely and casual approach than otherwise. Which was probably just as well as it turned out.

My friend lives somewhat outside my usual territory, but business does take me into his area on odd occasions, and I usually take the opportunity to drop in for a yarn and a cup of brew. And it was on one such occasion that he raised the matter of the TV set.

CURIOSITY AROUSED

Naturally I wanted to know exactly what the problem was, and it was here that he bogged down. There was really no major fault as far as he was concerned. The set produced a stable picture, with normal colour, good sound and, in general behaved itself. It was the quality of the picture that worried him, although he confessed that this seemed to vary; sometimes it was quite good, at other times poor enough to be quite irritating.

I felt this was a case where one picture was — literally — worth a thousand words, and suggested that he turn the set on and show me what he meant. When he did, my immediate impression was that there didn't seem to be much wrong with it.

So what was his problem? Was he being over sensitive about variation in program picture quality? Was it some outside influence or interference? Or was it

just plain imagination? In spite of our friendship — or perhaps because of it — I hesitated to expound most of these ideas.

So I just sat and watched the picture for a while as we downed another cuppa, and hoped for a clue. Finally I latched onto the only aspect of the picture which I felt was in any way wrong. It was, at least to my way of thinking, rather too bright, though I am fully aware that individual ideas about this vary considerably.

So I went over to the set and tried the various controls, all which behaved normally until I came to the brightness control. It was nearly full up and, as I turned it back, it had virtually no effect on the brightness for the first third of its travel; a clear indication that there was something wrong.



"What do you mean they'll be a slight additional installation charge!"

As I moved it further back the picture suddenly became quite smearsy, while turning it all the way off removed the picture but did not cut off the tube, leaving the screen with a rather reddish background. In addition, there were very obvious vertical retrace lines. Well, at least I had produced some symptoms, even if I didn't have a clue as to what was causing them.

Next I tried the contrast control, and here I was less sure of my ground. The contrast range appeared to be limited but, from previous experience with this model, I had formed the opinion the range was never very great. So I simply made a mental note of the fact in case it might provide a clue later on.

I fished out the service manual and studied the circuit for a few minutes with particular attention to the brightness control circuit. This forms part of the second video amplifier stage, which includes a 2SC536 transistor (Q200). The brightness control varies the emitter voltage and, since the rest of the video chain is direct coupled right up to the picture tube cathodes, any small variation here will have a marked effect on the brightness.

Conversely, of course, if this emitter voltage is not varying as is intended, then it could create at least some of the symptoms I had observed. So it seemed a natural place to start. At the same time I noted that the contrast control was in the same part of the circuit and, in fact, is connected to the emitter via the same wire. But, whereas the brightness controls varies the voltage on the emitter, the contrast control effectively varies the impedance across the emitter resistor and, therefore, the gain of the stage.

Unfortunately, all this circuit analysis didn't help much. As far as I could tell from the voltages shown on the circuit, the range over which the emitter voltage varied seemed to make sense, so I was more or less forced to accept them for the time being.

On this basis I decided that the next logical thing to check was the voltage range on the collectors of the R, G, B

I.B.M., Digital and other industry giants have gone the CP/M way!

YOU CAN TOO WITH THE BRILLIANT SORCERER!



Some of the world's leading computer manufacturers are now producing CP/M based systems to utilise the vast range of existing software. The only problems for you are 1): Some of the CP/M-based systems are not yet available in Australia, and 2): Some of them may cost up to, and over, \$5,000! So why not check out ...

The Incredible Sorcerer

For the serious personal computer user, it offers a truly outstanding performance - plus the ability to run the industry-standard CP/M operating system at lower cost than any other computer. The Exidy Sorcerer MkII — the most powerful, flexible and businesslike machine in its class.

Look at the features

- Built in serial and parallel ports
 - 2 cassette control ports
 - Powerful graphics capabilities
 - Expandable to 48K on board
 - Uniquely versatile ROMPACS™ — instant change to dedicated processor, and back again!
 - Built-in 4K ROM resident monitor
 - Economic disk storage now available (optional) with Exidy's FDS — floppy disk subsystem (does not need expansion interface)
 - 8K Microsoft BASIC
- Cat X-3002

VIDEO MONITOR, FDS & SOFTWARE MANUAL NOT INCLUDED IN PRICE OF COMPUTER

OUR BETTER BUYING POSITION MEANS WE CAN PASS ON THE SAVINGS TO YOU!!

SAVE NEARLY \$200

NOW ONLY

**was \$1398
\$1195!**

LIMITED OFFER!

BUY A SORCERER COMPUTER THIS MONTH AND GET THIS GREEN SCREEN MONITOR FOR ONLY

\$10!

USUALLY \$199

Cat X-1198



Not valid in States where this contravenes State Laws.



WIN A DATSUN STANZA!



When you purchase a Sorcerer Computer, VIC 20 or System 80 from Dick Smith Electronics you become eligible to win a DATSUN STANZA GL four door sedan!

Don't delay, hurry in for your computer now! Contest must close soon!

Not valid in States where this contest contravenes State Laws. Permit No. TC82/278, issued under the Lotteries and Art Unions Act

DICK SMITH ELECTRONICS



NSW: Auburn 648 0558 ● Bankstown Sq. 707 4888 ● Blakehurst 546 7744 ● Bondi Junction 387 1444 ● Broadway 211 3777 ● Brookvale 93 0441 ● Chullora 642 8922 ● Gore Hill 439 5311 ● North Ryde 888 3200 ● Panamatta 683 1133 ● Sydney (Bridge St) 27 5051 ● Sydney (York St) 290 3377 ● Newcastle 61 1896 ● Wollongong 28 3800 ● Tamworth 66 1961 ACT: Fyshwick 80 4844 VIC: Melbourne 67 9834 ● Caburg 383 4455 ● Richmond 428 1614 ● Springvale 547 0522 ● Frankston 783 9144 ● Geelong 78 6766 QLD: Brisbane 229 9377 ● Buranda 391 6233 ● Cherside 59 6255 SA: Adelaide 212 1962 ● Enfield 260 6088 ● Darwin 298 8977 WA: Perth 328 6944 ● Cannington 451 8666 TAS: Hobart 31 0800
Mail Order Centre: PO Box 321, North Ryde NSW 2113 Phone: (02) 888 3200

DSE/A236M/PA1

VALUE & PERFORMANCE INSTRUMENTS FOR THE SERIOUS USER



Time proven under Australian conditions TRIO oscilloscopes represent the best value available. Performance and reliability to please you—and prices to keep you happy!

CS-1560 AII 15 MHz Dual-trace, Triggered Sweep \$525




The most popular in the range!

- * Sensitivity 10mV/Div. (Triggers at 0.5 Div. Typ.)
- * CH1, CH2, DUAL, ADD, and SUB
- * Risetime 23nS
- * XY Mode
- * Triggered Sweep and Auto.
- * Sweep Time 0.5µS/Div - 0.5S/Div and XY
- * Price does not include probes

NEW!

CS-2070 4 Channels, 8 Traces 70 MHz Only \$1,995



TREMENDOUS VALUE NEW RELEASE

A 70 MHz Scope for less than the price of many 50 MHz Scopes

Features include:

- * 4 Channel, 8 Trace display making use of alternating delayed sweep
- * Dual sweep with completely independent A and B sweeps
- * 1mV/Div. sensitivity all the way to 70 MHz
- * Sweep time to 5nS/Div for easy-viewing of fast signals
- * Delayed sweep intensity control
- * Bright, Clear CRT
- * Price includes 2 probes.

B&K Portable Digital Capacitance Meter \$175



Simple to use and economical
Measures all the way up to 999.9
millifarads

- * Resolves to 0.1pF
- * 4 Digit easy-to-read LED display
- * Special lead insertion jacks or banana jacks
- * Fuse protected against charged capacitors
- * Uses either rechargeable or disposable batteries
- * Overrange indication

Model 88100 Greenpar Probes \$30



Precision built professional probes at a
hobbyist price!

- * Switched attenuation (10:1, 1:1)
- * Bandwidth 100MHz (10:1), 10 MHz (1:1)
- * Working Voltage 600V
- * Standard BNC connector
- * Complete earth lead and standard accessories

AG-202A Audio Oscillator from Trio \$149



Rugged, dependable audio oscillator for
professional or hobbyist use —
Outstanding Value!

- * Frequency Range 20Hz to 200kHz
- * Sine/Square Wave
- * Output Voltage to 10V RMS
- * Deviation within ±1dB
- * Distortion Less Than 0.5%
- * Compact and lightweight

Thurlby 1503 D.M.M. \$395



Better Performance at a
Better Price.

- * 4½ digits (±32,768 counts).
- * 10µV, 10mΩ, 1nA resolution.
- * 0.05% basic DCV accuracy
- * LCD display.
- * Fully field portable.
- * 7 functions including frequency.
- * 10MΩ / 1000MΩ input impedance.
- * Unique diode test facility.

B & K LA1025 Logic Analyser \$2,680



Best of both worlds, both a
logic and signature analyser

- * DC to 20MHz
- * 16 Channels (logic analysis) displayable on almost any scope
- * 16 bit x 250 word memory.
- * 18 qualifiers.
- * 12 digit LED display
- * TTL, MOS or CMOS operation.
- * Programmable trigger, clock and event delays
- * Word recognition triggering of external equipment
- * Integral display of four data formats

All prices plus Sales Tax if applicable



PERFECTION IN MEASUREMENT

Sydney: 439 3288
Melbourne: 580 7444.

Available at a Leading Stockist near you

output transistors (Q380, 381, 382). The circuit shows a value of about 190V on these collectors, without any indication of the range, and my measurements showed a range from about 85V to 230V. The 85V condition corresponded to maximum brightness and, by my reckoning, the 230V should have been enough to cut off the tube, but this was not happening.

At this stage I would have normally elected to take the set back to the shop where I could concentrate on it at my leisure. But my friend wasn't too keen on the idea. Now that the existence of a fault had been established he was quite happy to go on using the set until my next visit when, hopefully, I would have worked out the solution. (He had more confidence than I did right then.)

So we left it at that and I went on my way trying to work out a possible line of attack. After studying the circuit again, on and off over the next couple of weeks, I could think of only one possible approach. Based on experience of the last few years I have become extremely suspicious of low value electrolytics; they seem to be one of the least reliable components in modern sets.

LIKELY SUSPECTS

So, by the time I visited my friend again, I had compiled a list of likely electrolytic suspects. The first one was a $47\mu\text{F}$ (C915) associated with the brightness control circuit, but changing this had no effect. After that I changed a $10\mu\text{F}$ (C208) in the base circuit of the second video transistor, another $10\mu\text{F}$ (C201) associated with a sub-brightness control (VR200) in the emitter circuit of the 3rd video amplifier, a $4.7\mu\text{F}$ (C204) in the base circuit of the third video amplifier, and a $10\mu\text{F}$ (C207) in the collector circuit of the same stage.

The result was completely negative so, once again, I was stumped. And, while I didn't consider that I had tried all the possible culprits, one other horrible thought had occurred to me; did we have a faulty picture tube? I wasn't too keen on the theory, if only because the tube seemed to be working well in other respects.

In any case, time was running out for this visit. I put the chassis back in place and left it working as it was before. Then it was back to the workshop for another think. And the more I thought about it the more convinced I became that I was wasting valuable time looking for an elusive fault which somebody else might have already encountered and solved. Why not ring the Sanyo service department, and see if they had any clues.

So I duly made the call and was put through to a technician in the service department. I described the symptoms and then, perhaps a trifle diffidently, ask-

ed whether he had ever heard of such a fault, or could he suggest a possible cause.

"Oh yes", he replied, "That's dead easy. Replace C473, and I'll guarantee that that will fix it."

"C473? Oh yes, of course, never thought of that. Thanks very much." (Where the heck was C473, and what did it have to do with the problem?)

He went on to add that this capacitor becomes leaky and that this is the cause of the vertical retrace lines. I must confess that, grateful though I was for his assistance, I did have reservations about the likely nature of the capacitor fault, assuming that it proved to be the culprit. From my experience modern electrolytics seldom go leaky; their most common failing is that they simply dry out and lose capacitance.

Nevertheless, I hurriedly consulted the circuit and began searching for C473. It turned out to be on the Power and Deflection Unit board, nowhere near where I had been searching and, seemingly, not very closely related to the problem.

That is, until I began analysing the circuit a little more closely. Then, suddenly, a lot of things became a lot clearer. It turns out that the collectors of the R, G, B output transistors are not fed from a conventional supply rail, as I had assumed, but from a winding on the line output transformer, via a single rectifier diode (D472) and then filtered by the aforesaid C473.

Even without delving too deeply into things, it was now patently obvious that failure to filter this supply could have a lot of nasty consequences. For one thing the supply would have virtually no regulation and, for another, it would have ripple on it at the line frequency. This last thought alone was enough to make the mind boggle.

A FAULTY ELECTRO

Naturally, I was now quite anxious to get back to the set and find out whether this really was the trouble. In fact, I wrangled things a bit so that I could make the trip earlier than I would otherwise have done.

But, anxious though I was, I curbed my impatience long enough to make another check of the collector voltages over the full brightness range. They turned out to be much the same as before; from about 85V at full brightness up to 200V plus at what should have been the cut-off end.

Then, rather than replace the faulty electrolytic — it was a $10\mu\text{F}$ by the way — I simply bridged it with another $10\mu\text{F}$. And, immediately, everything was back to normal; the brightness dropped dramatically, while the brightness control could now vary the tube from full

brightness to complete cut-off. Over this range the collector voltages now varied from about 190V at full brightness to around 250V at the cut-off end.

Still wishing to confirm my suspicions about the nature of the electrolytic fault, I removed both the new one and the old one, then tried the set again. I suppose that I hardly need to say that it behaved exactly as it had when I first encountered it.

I refitted the new electrolytic, put the set back together, and left my friend to enjoy his "as new" set. But I didn't discard the old electrolytic; I brought that back to the shop and checked it on the capacitance meter. And I wasn't really surprised when it showed almost zero capacitance. On the other hand, there was no sign of any leakage.

And so another redskin bit the dust, thanks to the help of the Sanyo service technician, even if his precise interpretation of the capacitor failure was a bit off. And thereby hangs the moral of this story: don't be too proud to ask for help when the going gets tough. It may deflate one's ego a little, but not as much as too much pride can deflate the bank account.

SIMULTANEOUS FAULTS

So much for my own curly one for the month. Here are a couple of contributed stories which, in their own way, must have been just as frustrating. The first is from a now regular contributor, Mr J. L. of Tasmania, and it describes a series of faults in one set. And take particular note; one of them bears some resemblance to the fault I have just described, at least in origin, if not in effect.

Here is J. L.'s story.

How often have you found a series of simultaneous faults in a TV set? Usually the subsequent faults are hidden until the primary fault is righted, then they reveal themselves one after the other. This kind of problem is the subject of this story, and concerns a Sharp C-1831X with no picture and no sound.

A quick check showed that the main HT rail was OK, and that there were no obvious shorts. But the line output stage was a different matter; it was not working, and for the simple reason that the line oscillator was dead. But why? All the transistors were OK, as were the secondary supply rails.

However, there was something wrong around the oscillator (Q602). Its emitter did not connect to the 25V rail as the circuit said it should, and the culprit turned out to be the oscillator coil (T601), which was open circuit. But it was the manner of the open circuit that surprised me. One lead to the coil was so corroded that it came away on the soldering iron and the whole coil was covered with a

sticky brown goo which I suspect might have been dried beer.

A new coil was eventually fitted and the set came to life with good sound and a bright white screen. But no video. In cases like this I try to establish whether the video is really missing or is being swamped by an overbright screen. When a set dies the owner often turns every control and adjustment he can find. I have chased missing video for hours, only to find a pre-set brightness control turned flat out.

In this case there was no video at the tube cathodes and none at the video drive transistor (Q207). Backtracking further along the video chain I established that there was no video at the luminance delay line, nor any at the output of the first video amplifier IC (1203). However, there was healthy video at the input to the IC, so it looked as though this was the culprit. This was confirmed when a voltage check showed that only one of the seven pins had anything like the correct voltage.

The type number of this chip is on the circuit as RH-IX 0035CEZZ and I had none in stock. I ordered a new one from the agents and this was marked TA7069. I fitted it in place of the old one, which also turned out to be marked TA7069, so why that RH etc mouthful on the circuit?

Anyway, it was quite a letdown when the new chip produced no more video than the old one, while the voltages were more wildly out than before. It was enough to make one hang up the soldering iron permanently.

A FAULTY CHIP?

Believing that I had received a faulty chip from the agents I removed it with the intention of returning it. And, so that I wouldn't forget the orientation, I replaced the original dud. And guess what? The voltages dropped back to normal and there was a trace of video on the screen.

The scope showed that the video was now normal right up to the output stages, but was very weak at the collectors of these three stages. So now we had another fault. It turned out that these collector voltages were very low, only about 30V instead of the 130V specified. And, since they were all the same, the fault had to be in a common supply to all three collectors.

This supply comes from a winding on the line output transformer via a diode, a resistor, and a capacitor. There was more than 600V at the cathode of the diode (D916), so where was it being lost between there and the collectors?

It could only be either a high resistance or a faulty filter capacitor. With a choice of two likely faults, Murphy's law states

that you will always pick the wrong one. Well, Murphy won't like me because I chose the resistor and, instead of 47 Ω , it was more like 470k Ω . A replacement brought up a first class picture and the job was done.

This job was unusual in that the start and finish were quite straightforward, while the middle was totally mysterious. Why was the original IC not processing video? A dry joint at one of the pins? But, if so, wouldn't that have been taken care of when I fitted the new chip? Surely it would be stretching coincidence too far to suggest that one would make a second dry joint in place of the first one.

And how lucky I was that I chose to replace the "dud" just so that I wouldn't forget which way round it went.

SHORTWAVE RECEIVER

Thank you J. L. for another interesting story. I agree that a sequence of faults like this can be most frustrating, particularly when they involve an unsolved mystery. On the other hand, there doesn't seem to be much one can do about it, except hope that it won't bounce.

The other contribution comes from W. B. of Victoria, and was inspired by one of my own stories about salvaging a transistor radio. Here is his story.

I read with interest your item about the National R-238-W dual-band radio in the April 1981 issue. I repair the occasional radio in my spare time and I have had two of its brothers, the R-238-R tri-band version, brought to me by owners who felt it wasn't worth taking them to the local serviceman.

The first owner complained that "it sounds distorted". I measured some voltages in the output stage, but they didn't make much sense and seemed to be rather high. Then I measured the current drain of the set, and this turned out to be a whopping 300mA, instead of about 20mA.

This suggested a faulty output transistor, although a test with the ohmmeter failed to find the faulty one. While taking voltages, with the board out of the case on the end of clip leads, I noticed a joint which had almost no solder on it, and I resoldered it, just in case. It was at the earthy end of the base resistor for the lower output transistor. In fact, it made no difference.

Obtaining replacement 2SB324s was not easy, but I managed it and these completely cured that problem. But that was not the only fault. I also encountered trouble with the spring and pad connections, the owner having complained that the dial light would not work and that the set occasionally went dead.

What he didn't tell me was that he had had the set at the beach and, inevitably, collected some sand in it. You can probably guess the effect that salty beach sand had had on those contacts. Fortunately, a good clean up and retensioning cured the trouble, and the owner was delighted with the result.

The next owner of the same model set also complained of distortion, but when I listened to it I felt sure it wasn't the same trouble because the distortion sounded quite different. I checked the total current drain and this time it was closer to the normal 20mA.

Then I remembered the almost solderless joint in the previous set and an inspection showed very little solder. Resoldering it restored normal sound. Incidentally, this fault could be disturbed by applying pressure on the case, but could not be traced in this way as pressure anywhere had the same effect.

And on the subject of faulty soldered joints, one sometimes encounters joints which have obviously never seen solder. One such was a Sanyo radio-cassette player, the complaint being that the tape transport had failed. I checked the voltage up to the motor, and found it to be a trifle high suggesting that it was not drawing current.

Getting into the motor was a major job, involving an outer casing and then a shrink plastic wrap. But when I did I found that the incoming cable was soldered to two pads and from one of these a small coil of about 10 turns completed the circuit to one of the brushes. (Apparently an RF filter.)

NO SOLDER!

And the cause of all the bother was at the brush end of the coil; there was not a trace of solder, or even flux. How do these things get through quality control?

I resoldered the joint, put the motor back together, and the owner was delighted. He had saved the cost of a new motor which had been quoted to him by another serviceman.

Thank you W. B., and I can certainly appreciate your problems with those portable sets, particularly those involving the contacts and the effect of the beach sand. As for the problem of unsoldered joints, this is more common than you might imagine. It seems that they get through "quality control" on the simple basis that if it works it's OK. Visual checks are often honoured more in the breach than the observance. ☺


If you have a factual and interesting story to tell about electronics servicing, write it in your own words and send it to "The Serviceman", c/- "Electronics Australia", Box 163, Chippendale 2008. If the Serviceman uses it in his column, we will pay an appropriate fee.

**MASSIVE
BREAKTHROUGH!**

CAR COMPUTER BELOW \$200

MADE
IN ENGLAND!
— QUALITY!!

COMPLETELY BUILT
AND TESTED —
NOT A KIT!!



**only
\$199
complete**

CONTAINS EQUIVALENT OF
THOUSANDS OF TRANSISTORS
— USES MASSIVE CUSTOM
LSI CHIP TO ACHIEVE
LOW PRICE

Never before has such a comprehensive car performance computer been offered at such a low price!! Once again miracle microprocessor technology has enabled us to pass enormous savings on to you!! But don't let the low cost fool you. The "Voyager" car computer IS THE MOST COMPREHENSIVE PRODUCT THAT WE HAVE SEEN. No other car computer matches this one AT EVEN TWICE THE PRICE! You could buy a \$20,000 Holden and not get a better car computer!! Just check the features. We are sure that you will calculate that the "Voyager" represents outstanding value!

FEATURES

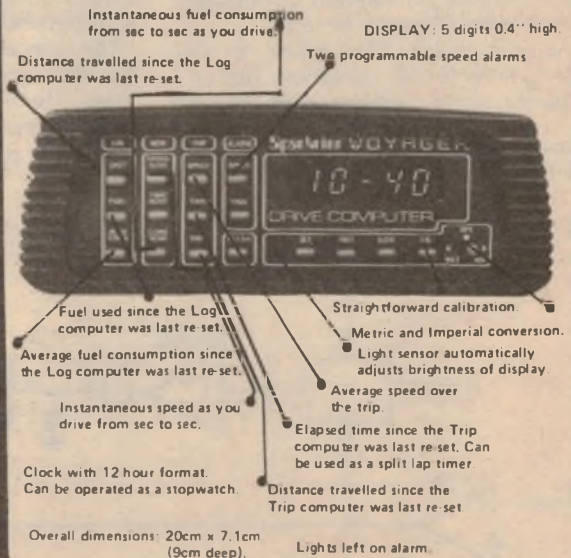
- INSTANT FUEL CONSUMPTION IN LITRES/100KM AND MPG!! (MOST OTHERS HAVE ONLY ONE OF THE ABOVE) JUST SWITCH FROM ONE TO THE OTHER AS YOU DRIVE ALONG.
- INSTANT SPEED, TIME AND OTHER FUEL DATA.
- VISUAL AND AUDIBLE EXCESS SPEED ALARM.

INSTALLATION

The "Voyager" comes complete with an unbelievable array of mounting configurations, on dash, under dash or stalk mount. ALL installation hardware is supplied (even a roll of insulation tape!) as well, of course, as the speed and fuel sensors. A lavishly illustrated installation manual is provided as well as a comprehensive operators manual. If you do not want to install the unit yourself we can do this for you for a guaranteed \$39.50*. (A few exotic cars excluded!). A typically competent EA/ET reader would do the job in 3-4 hours.

* Sydney metropolitan area only.

VOYAGER OPERATING FEATURES



JAYCAR

125 YORK ST SYDNEY 2000
Ph. 2646688 Telex: 72293
Mail Orders To:
Box K-39 Haymarket 2000

POST AND PACKING CHARGES
\$5.95 up to \$100; \$10.24 up to \$200;
\$20.88 up to \$350; \$30.99 up to \$450;
\$40.00 up to \$600.

NEW SHOP HOURS
Mon-Fri: 9:30 to 5:30pm
Sat: 9:30 to 1:00pm
Thurs night to 8:30pm

Add-on for improved sound

Dynamic noise reduction filter

This article describes a dynamic noise filter which is very similar in operation to the recently released National Semiconductor dynamic noise reduction IC (DNR). It can be used to reduce the noise content of any audio program source such as a cassette deck, VCR or FM tuner.

by LAURIE TUNNICLIFFE*

There are a number of add on noise reducers available. However, the majority of these rely on encoding and decoding. This means that if the source has not been encoded, then decoding will not give the improvement expected. In order for these units to function correctly an accurate and stable means of control must be exercised over the signal on record and playback.

Dynamic noise filtering relies on two ed technique. That is, it is used on playback only. It can be used to improve the effective signal to noise ratio of tapes, tuner or disc. This means it is a versatile piece of equipment for the serious listener. In addition, it is inexpensive to build and easy to use.

Dynamic noise filter relies on two assumptions for its operation. First, if a program signal contains only low fre-

quencies, a wide bandwidth is unnecessary. Second, if two high frequencies are present, the loudest of the two will tend to mask the other. In other words, a high frequency signal will tend to mask high frequency noise.

Given these two assumptions, the circuit was designed to sense the high frequency content of the music being processed, and to increase the bandwidth as the high frequencies increase. By examining Fig. 1 it can be understood how this is accomplished. Each channel is buffered to give a high input impedance, and a low output impedance to drive the voltage-controlled filter. The VCFs are controlled by varying the resistance of a light dependent resistor via a LED.

The two channels are mixed prior to the filter, and the signal is amplified by three. The resultant of the two channels is attenuated by the sensitivity control and then passed through a high pass

*4 Haverbrack Drive, Mulgrave, Vic.

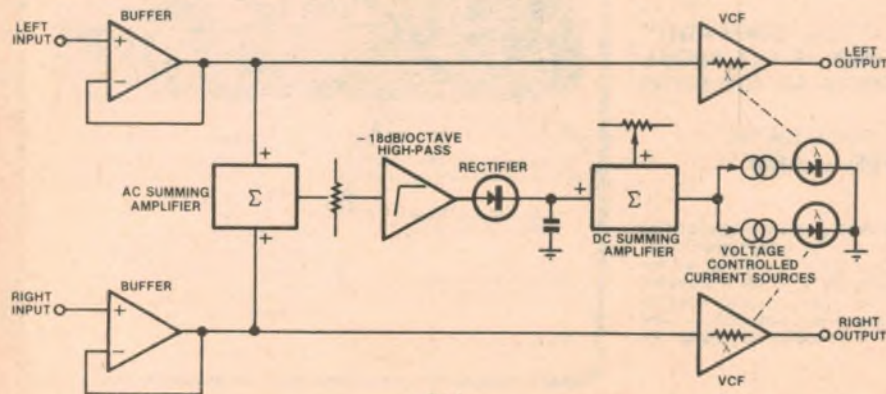
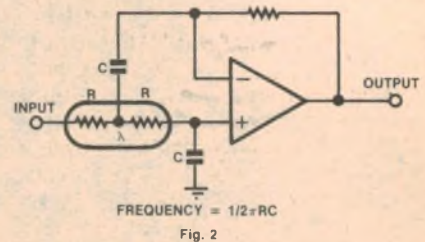


Fig. 1

Fig. 1: Block diagram shows how the dynamic noise filter works. The two input channels are separately buffered and passed through voltage controlled filters.



filter. This removes the unwanted low frequency content. The filter has a cut-off point at 4kHz.

After removing the low frequencies, the signal is converted to DC by a precision rectifier and filter capacitor. The rectifier also provides the remaining gain of 10. The DC signal is then summed with a bias voltage, which allows the VCF's cut-off frequency to be established in the absence of any signal. The resultant control voltage is converted to current in order to drive the LEDs, and in turn, they control the filter. It can now be seen that only high frequencies will control the filter, and therefore a wide bandwidth will only be provided when it is needed.

We will return to the VCF for a moment as it is the heart of the dynamic noise filter. There are a number of ways of constructing a voltage-controlled low pass filter, but generally you must control one or more resistors or capacitors in order to vary the cut-off frequency.

The filter settled upon is a second-order Butterworth design. This gives an attenuation of minus 12dB per octave after the cut-off frequency, and a flat response in the pass band up to the cut-off point. Fig. 2 shows the VCF. During the investigation into the design, I considered using FETs in the ohmic region, this being a popular way of achieving a voltage-controlled resistor. However, to obtain four (for stereo) FETs that are matched would prove a difficult task for the amateur constructor. In addition to this FETs are inherently non-linear in this mode of operation and can cause excessive distortion unless signal levels are kept low.

The Butterworth filter lends itself well

to a centre-tapped LDR. The matching and tracking of the two halves are excellent since they are manufactured together. Linearity is good, so distortion can be kept down to levels which are quite respectable (less than 0.1%).

The resistance versus incident light is essentially linear, which means a doubling of control voltage will double the filter's cut-off frequency. A decrease in resistance occurs very quickly and this helps in giving the unit a fast attack time. The return to high resistance is a little slower (approximately 100 milliseconds), but this is more than adequate for processing music.

The circuit diagram

Refer now to Fig. 3 to consider the complete circuit. IC1a and 1b are non-inverting buffers giving an input resistance of 47kΩ set by the input resistor. The associated coupling capacitor sets the low frequency minus 3dB point at 20Hz. The outputs of the buffers are directly coupled to each VCF and are also summed by IC1c which has a gain of 3.3.

The output of the VCF is coupled to the main output via a 100Ω resistor, and 100μF bipolar capacitor. This removes any DC offset and provides isolation from unhealthy loads. The 10kΩ pot following the summing amplifier provides control over varying signal levels, that will occur from one piece of equipment to another. It allows a variable amount of signal to be passed on to the high pass filter.

This provides a minus 18dB per octave attenuation after the cut-off point by using a second-order Butterworth filter (12dB/octave) and by selecting the coupling capacitor of the next stage, to give a 3dB point to coincide with the filter.

Following the filter is the half wave rectifier (IC2a) and filter capacitor. The filter capacitor is charged to the peak value of the waveform and this provides a fast attack time. The rectifier also provides the remaining gain of 10. A precision rectifier has the virtue of providing rectification down to very small signal levels by incorporating the diodes within the feedback loop of an op-amp.

The resultant DC is summed with a variable DC voltage in IC2b. The DC voltage is varied by VR2 which forms the bottom leg of a voltage divider and is used to set the VCF cut-off frequency in the absence of any signal.

The sum of the two DC voltages is the control voltage that is used to adjust the

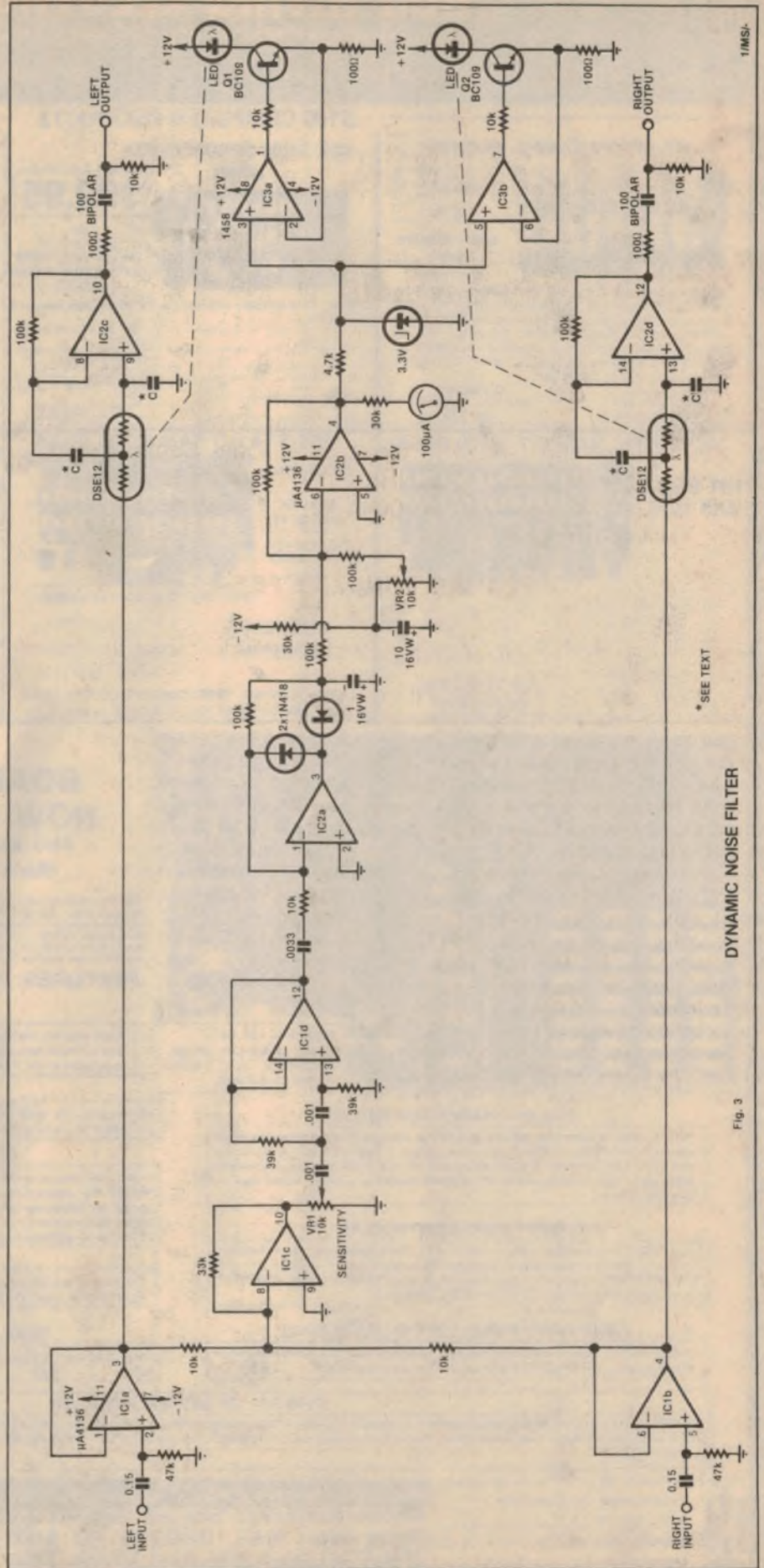


Fig. 3: At right, the complete circuit diagram of the dynamic noise filter. Each voltage controlled filter uses a centre-tapped light dependant resistor.

DON'T FORGET TO CHECK WITH US BEFORE YOU BUY A COMPUTER OR OTHER PRODUCTS

ROD IRVING ELECTRONICS

425 HIGH STREET, NORTHCOTE 3070, MELBOURNE, VICTORIA

64K SS50 STATIC NOW AVAILABLE \$399 + tax

64K S100 STATIC NOW AVAILABLE \$399 + tax

MASSIVE PRICE CUTS ON BIG BOARD COMPUTER

16K EPROM CARD-S 100 BUSS



\$89.50
KIT

BLANK PC BOARD
\$49
USES 2708's!

Thousands of personal and business systems around the world use this board with complete satisfaction. Puts 16K of software on line at ALL TIMES! Kit features a top quality soldermasked and silk-screened PC board and first run parts and sockets. Any number of EPROM locations may be disabled to avoid any memory conflicts. Fully buffered and has WAIT STATE capabilities.

OUR 450 NS 2708'S ARE \$5.90EA. WITH PURCHASE OF KIT

ASSEMBLED AND FULLY TESTED ADD \$36

S100 COMPUTER PRODUCTS

32K S-100 EPROM CARD

NEW!



\$99.95

KIT
USES 2716's
Blank PC Board - \$59
ASSEMBLED & TESTED
ADD \$30

SPECIAL: 2716 EPROM's (450 NS) Are \$5.90 EA. With Above Kit.

KIT FEATURES

- 1 Uses +5V only 2716 (2Kx8) EPROM's
- 2 Allows up to 32K of software on line
- 3 IEEE S-100 Compatible
- 4 Addressable as two independent 16K blocks
- 5 Cromemco extended or Northstar bank select
- 6 On board wait state circuitry if needed
- 7 Any or all EPROM locations can be disabled
- 8 Double sided PC board solder masked silk screened
- 9 Gold plated contact fingers
- 10 UNASSISTED EPROM's automatically powered down for low power
- 11 Fully buffered and bypassed
- 12 Easy and quick to assemble

AVAILABLE AGAIN



- 16K Dynamic Ram Board
- Fully Expandable to 64K
- Assembled tested and guaranteed
- \$100 Compatible

16K Dynamic RAM Board assembled and tested Special \$269 plus tax (40Hz) \$299 plus tax (40Hz) This must be the best offer available on quality tested dynamic RAM boards.

32K Assembled and tested \$289 plus tax (40Hz)

48K Assembled and tested \$309 plus tax (40Hz)

64K Assembled and tested \$329 plus tax (40Hz)

16K STATIC RAM KIT-S 100 BUSS

KIT \$189
A&T \$219



KIT FEATURES

- 1 Addressable as two separate 8K Blocks
- 2 On Board Address Decoding
- 3 16K Static RAM
- 4 100% Testable
- 5 100% Testable
- 6 100% Testable
- 7 100% Testable
- 8 100% Testable
- 9 100% Testable
- 10 100% Testable
- 11 100% Testable
- 12 100% Testable

Blank PC Board + EPROM'S & DATA \$49

Blank PC Board + EPROM'S & DATA \$22

Blank PC Board + EPROM'S & DATA \$29

ASSEMBLED & TESTED ADD \$30

OUR #1 SELLING RAM BOARD!

16K STATIC RAM SS-50 BUSS

PRICE CUT!

\$199 KIT
A&T \$219

FULLY STATIC
AT DYNAMIC
PRICES



32K STATIC ALSO AVAILABLE

KIT FEATURES

- 1 Addressable on 16K Boundaries
- 2 Uses 2114 Static Ram
- 3 Runs at Full Speed
- 4 Double sided PC Board Solder mask and silk screened layout Gold fingers
- 5 An Paris and Sockets included
- 6 Low Power Under 1.5 Amps Typical

FOR SWTPC
6800 BUSS!

Blank PC Board - \$49 COMPLETE SOCKET SET - \$22 SUPPORT IC'S AND CAPS - \$45

NOW A \$99 Computer!

Plugs into any TV!
ETI 660

No one would have believed it a few years ago. Features include: 100% Capability; 40Hz/100Hz optional 5V plugpack, 1K memory expandable to 32K on board, single on rd construction, cassette interface, audio output (play/tune), simple to program (uses Chip 8). Expansion projects coming up include: ASCII keyboard light pen, games software. (Some are sold)

Starts Kit (1K RAM, 8K/W video) \$99.00

SV 100MHz plugpack to suit \$12.50

Color video option \$18.00

RAM EXPANSION add to PCB \$9.00

As with all new kits, please phone first to make orders. We expect them to be in stock some time in July 1981.


ETI636 7 SLOT MOTHERBOARD WITH ACTIVE TERMINATION

Kit of Parts \$89.00 Assembled and tested \$115.00 inc tax

RITRON COMPUTER GRADE POWER SUPPLY +5V Reg 10A

± 16V Unreg. Kit of parts \$89.90 inc tax A&T \$109.00 inc tax

Write for list of other power supplies. Tax free prices also available.



SINGLE BOARD COMPUTER KIT NOW ONLY \$499 + TAX (17 1/2%)

Also available, Blank PCB's with Roms Assembled & Tested \$599 + TAX

THE FERGUSON PROJECT. Three years in the works, and maybe too good to be true. A tribute to hard headed, no compromise, high performance, American engineering! The Big Board gives you all the most needed computing features on one board at a very reasonable cost! The Big Board was designed from scratch to run the latest version of CP/M. Just imagine all the off the shelf software that can be run on the Big Board without any modifications needed! Take a Big Board, add a couple of 8 inch disc drives, power supply and an enclosure, and you have a total Business System for about 1/3 the cost you might expect to pay.

FEATURES: (Remember, all this on one board!)

- 64K RAM
- Uses industry standard 4116 RAM'S. All 64K is available to the user, our VIDEO and EPROM sections do not make holes in system RAM. Also, very special care was taken in the RAM array PC layout to eliminate potential noise and glitches.
- Z-80 CPU
- Running at 25 MHZ. Handles all 4116 RAM refresh and supports Mode 2 INTERRUPTS. Fully buffered and runs 8080 software.
- SERIAL I/O (OPTIONAL)
- Full 2 channels using the Z80 SIO and the SMC 8116 Baud Rate Generator. FULL RS232! For synchronous or asynchronous communication. In synchronous mode, the clocks can be transmitted or received by a modem. Both channels can be set up for either data communication or data terminals. Supports mode 2 Int. Price for all parts and connectors: \$65
- BASIC I/O
- Consists of a separate parallel port (Z80 PIO) for use with an ASCII encoded keyboard for input. Output would be on the 80 x 24 Video Display.
- REAL TIME CLOCK (OPTIONAL)
- Uses Z 80 CTC. Can be configured as a Counter on Real Time Clock. Set of all parts \$19

24 x 80 CHARACTER VIDEO
With a crisp, flicker-free display that looks extremely sharp even on small monitors. Hardware scroll and full cursor control. Composite video or split video and sync. Character set is supplied on a 2716 style ROM, making customized fonts easy. Sync pulses can be any desired length or polarity. Video may be inverted or true.

FLOPPY DISC CONTROLLER
Uses WD1771 controller chip with a TTL Data Separator for enhanced reliability. IBM 3740 compatible. Supports up to four 8 inch disc drives. Directly compatible with standard Shugart drives such as the SA800 or SA801. Drives can be configured for remote AC off-on. Runs CP/M 2.2

FOUR PORT PARALLEL I/O (OPTIONAL)
Uses Z 80 PIO. Full 16 bits, fully buffered bi-directional. User selectable hand shake polarity. Set of all parts and connectors for parallel I/O \$29

PFM 3.0 2K SYSTEM MONITOR
The real power of the Big Board lies in its PFM 3.0 on board monitor. PFM commands include: Dump Memory, Boot CP/M, Copy, Examine, Fill Memory, Test Memory, Go To, Read and Write I/O Ports, Disc Read (Drive, Track, Sector), and Search. PFM occupies one of the four 2716 EPROM locations provided. It does not occupy any of the 64K of system RAM!

Bankcard Mail Orders Welcome

Please debit my Bankcard

Bankcard No. _____

Expiry Date _____

Name _____

Signature _____

General enquiries (03) 489-8131. Mail order enquiries (03) 481-1436. Altronics Wholesale (03) 489-7099. (Tax Exempt Enquiries)

Prices subject to change without notice. Send 60¢ and SAE for free Price lists. MAIL ORDERS PO BOX 235, NORTHCOTE, Vic. 3070. Minimum pack and post \$5.00. Telex AA38897. PLEASE WRITE OR RING FOR THE BEST POSSIBLE PRICES ON DISC DRIVES, PRINTERS AND OTHER COMPUTER COMPONENTS.

Dynamic noise filter

filter's cut-off point. The meter M1 displays this DC voltage and is calibrated in kilohertz to give a visual display of the filter's instantaneous cut-off frequency.

IC3a, 3b, Q1, Q2, and the associated components, convert the control voltage to current in order to drive the LEDs. This ensures that voltage versus light output will be as linear as possible. The 3.3 volt zener diodes catch the control voltage and are used to limit the LED current to a non-destructive level.

The LEDs are coupled to the LDRs and the filter's cut-off frequency is thus proportional to the control voltage. Fig. 4 shows the filter's cut-off frequency versus voltage for my prototype. It can be seen that it is essentially linear.

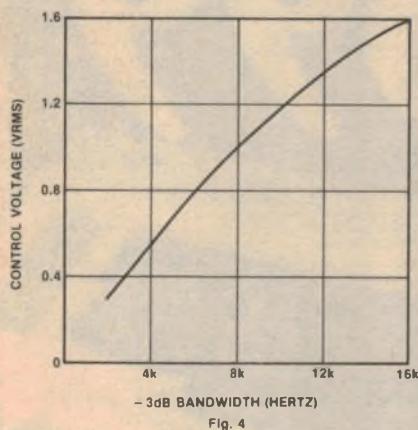


Fig. 4: Filter cut-off frequency vs voltage.

Construction

Any of the normal construction techniques may be used and the final choice will depend on the constructor's past experience. I prefer to use tag strip and wire wrap sockets for "one off" work, as any changes or developments can easily be incorporated. The LED and LDR are held together with "Heatshrink" tube as shown in Fig. 5. I used a hair dryer to shrink the tubing. This holds the assembly together neatly and will help exclude any unwanted light.

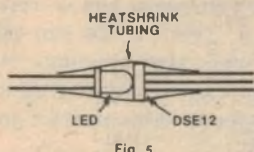


Fig. 5: Construction of LED/LDR pair.

My prototype was built with wooden ends and aluminium plate as this complemented some existing equipment I already had. There are, however, an abundance of instrument cases available if you wish a good finish without having to spend too much time on the housing.

Calibration

Although I have not tested many LDRs, I believe that there is enough variation between them to necessitate calibration of the unit. I was able to align the filters easily since I possess a CRO. However, many readers will not. It is possible to calibrate the unit by varying one of a few components but the explanation of all these variables would take some time. In order to make calibration simple, the following steps should be followed.

1. Connect the LED to a voltage source via a resistor. The resistor is calculated to allow 20mA to pass through the LED by the formula

$$R = \frac{V - 1.7}{.02}$$

2. With LED illuminated, measure one half of the LDR with an ohmmeter, and note the value.

3. Calculate the value of the capacitors to be used in the VCF by the formula

$$C = \frac{1}{2\pi R \cdot 20,000}$$

where R is the resistance of the LDR.

The process is then repeated for the second channel. With the capacitor value chosen, the filter can be controlled to 20kHz by a control voltage of 2V RMS. The meter is calibrated to read 30kHz FSD by varying the series 30kΩ resistor.

Operation

If the DNF is to be used on tape or tuner, it is connected in series with the output of these. If it is to be used for disc it is connected in the tape loop of your amplifier.

The initial adjustment of the unit is as follows: First set the DC bias control to maximum and the sensitivity to minimum. The music should sound natural with ample high frequencies. Slowly reduce the DC bias until you can hear a considerable reduction in the background hiss.

Now the sensitivity control should be slowly increased and the music should now regain its high frequency content. The operating procedure is given as a guide. Correct adjustment will depend on the type of music being processed. I encourage you to experiment with different settings in order to obtain maximum noise reduction with minimum noticeable side effects.

After using the DNF for some months, I can say that I now have records in my collection that I had previously considered throwing away. I hope you will receive the same benefits and will continue to listen to old favourites that may have otherwise collected dust.

You won't want to miss this...



27 DO-IT-YOURSELF PROJECTS FROM ELECTRONICS AUSTRALIA

You can't afford to miss out on this exciting book from "Electronics Australia". Here are just a few of the projects it contains: loudspeaker protector, digital metronome, active filter, drill speed control, variable power supply, wiper control unit, tach and dwell meters, CDI, digital clock... plus many more. Get your copy now!

Use this handy order form

To: Electronics Australia, PO Box 163, Chippendale, 2008.

Please send me... copy of "PROJECTS & CIRCUITS No. 2" at \$3.90 each. (Price includes packing and postage.)

NAME

ADDRESS

STATE POSTCODE

I enclose a cheque/postal order to the value of \$

“Why buy just a video game when you can get a full colour computer for this price.”

A computer like this would have been science fiction a few years ago. Now it's a reality. It's the Commodore VIC-20, a full-fledged, expandable colour computer that costs little more than video games.

Everybody loves video games and the VIC-20 has some of the best. But the Commodore VIC-20 can also help the kids with their homework and mum with her budgeting. Dad can even take the light, portable VIC-20 to the office for financial and business applications.

And Commodore has many more applications on the way.

With Full Capability For:

- Education programs
- Recreational programs
- Personal computing
- Includes Microsoft, PET BASIC
- Full-size typewriter-style keyboard
- Easy to follow instruction manual
- Memory expansion to 32K RAM
- Connects to any TV set
- 66 graphic characters
- 25K total memory
- 4 sound generators
- 16 colours



The computer for everyone.

The VIC-20 is the friendliest way we know to learn computing. It has a full computer keyboard even a small child can operate.

It plays music, has exciting graphics and lets you create pictures. It even tells you when you've made a mistake and how to correct it. The VIC-20 can take your children from pre-school through post-graduate studies.

Why get just another game that could end up in the closet? Get an honest-to-goodness computer for just \$399. Get the Commodore VIC-20.

Learn more about Commodore, the micro-computer you can depend on. Call or write for the name and location of your Commodore dealer nearest you.

**The Commodore Information Centre,
3 Campbell St., Artarmon NSW 2064. Phone: 437 6296.**

 **commodore**
COMPUTER

Where to get the world's first full colour full-power computer for \$399.



WESTERN AUSTRALIA

PERTH: Abacus Calculators, 4/863 Hay St (09) 322 1298

INGLEWOOD: Inglewood Business Machines, Suite 3/870 Beaufort St (09) 271 7169

LEEDERVILLE: J. H. Bruining Computers, 131A Cambridge St (09) 381 2070

MIDLAND: Lion Electronics, 314 Great Eastern Hwy (09) 274 4519

SUBIACO: Micro Applications, Suite 1, 25 Hamilton St (09) 381 4398

PERTH: Micro Data Pty Ltd, 25 Brisbane St (09) 328 1179

GERALDTON: Pombe Pty Ltd, 38 Marine Tce (09) 921 5272

SOUTH AUSTRALIA

ADELAIDE: Computer Imports P/L, 220 Morphett St (08) 211 8146

ADELAIDE: Aquis Australia P/L, 185 Piri St (08) 223 1900

MILE END: Compucom Pty Ltd, 117A Henley Beach Rd (08) 43 7981

KENT TOWN: Computer Campus, 11 Rundle St (08) 42 4826

GLENELG: Sargent Electronics P/L, 6 Moseley St (08) 294 6188

ADELAIDE: Southern Info & Robotics, 55 Hindley St (08) 212 7936

MT GAMBIER: Hutchessons Comms Centre, 5 Elizabeth St (087) 25 6404

WHYALLA: Gulf Communications, 6 Walls St (086) 45 0208

RENMARK: Lawton Electrical, 7 Renmark Ave (085) 86 6682

NEW SOUTH WALES

ORANGE: Calare Data Systems, 39 Sales St (063) 62 6811

NEWCASTLE: Cenco Computer Systems, Shop 4, 767 Hunter St (049) 69 2902

MAYFIELD: Computer Cellar Pty Ltd, 136 Maitland Rd (049) 67 5700

PORT MACQUARIE: Central Coast Bus Mach, The Hub Centre, Bellbowrie (065) 83 2035

TAMWORTH: LST Electronics, 11 Fitzroy St (067) 66 3162

TAMWORTH: Pacific Accounting Systems, 515 Peel St (067) 66 5122

WOLLONGONG: L & B Radio TV & Hifi, 250 Crown St (042) 28 6911

ALBURY: Special Office Equipment, 535 Hume St (060) 21 4481

LISMORE: Parry's Office Supplies, 25 Molesworth St (066) 21 7331

CAMDEN: Seahorse Computer Services, 33 Mitchell St (046) 66 6406

SYDNEY

SYDNEY: Computerwave Pty Ltd, Cnr. George & Market Sts (02) 238 9111

GRANVILLE: Desktop Computer Systems, 10 Cowper St (02) 637 3062

CARINGBAH: Compute Systems Pty Ltd, 5/238 President Ave (02) 525 5022

BONDI JUNCTION: Computerland, 119 Oxford St (02) 389 4466

MONA VALE: Pittwater Comp Sales, Suite 13, 9 Bungan St (02) 997 4495

CHIPPENDALE: The Microcomputer House, 133 Regent St (02) 699 4334

KINGSFORD: Micro Visions, 472 Anzac Pde (02) 662 4063

BALGOWLAH: Trevor Burton Pty Ltd, 93 Beatrice St (02) 290 1233

SYDNEY: City Personal Computers, 75 Castlereagh St (02) 233 8992

LIVERPOOL: Computer Focus, Shop 4, 224 George St (02) 600 8222

KILLARA: Naula and Associates, 28 Blaxland Rd (02) 498 2858

PARRAMATTA: Trinity Computing, Shop 5, 1-9 Palmer St (02) 683 4349

ACT

FYSHWICK: Steve's Comm. Centre, 57 Wollongong St (062) 80 4339

PHILLIP ACT: Computerland, 22-24 Calbee Court (062) 82 2342

YARRALUMLA: Yarralumla Software, 41 Bailey Place (062) 82 1379

QUEENSLAND

N. ROCKHAMPTON: Rockhampton Sound Centre, 69 High St (079) 32 6628

MAROOCHYDORE: Computer Business Aids, 33 Sixth Ave (071) 43 5551

STONES CNR: CW Electronics, 416 Logan Rd (07) 397 0888

WEST END: Johns Perry Pty Ltd, 268 Montague Rd (07) 44 7504

TOOWOOMBA: Downs Office Equipment, 203 James St (076) 32 4733

CAIRNS: Onro Industries, 136 Sheridan St (070) 51 6111

SOUTHPORT: IRS Office Equipment, 115 Ferry Rd (075) 32 3200

VICTORIA

MELBOURNE: B. S. Microcomp P/L, 4th Floor, 561 Bourke St (03) 614 1433

ABBOTSFORD: Maxwells Office Equipment, 162 Nicholson St (03) 419 6811

ABBOTSFORD: Edible Electronics, 50 Park St (03) 41 5708

BENDIGO: Minit Computer Service, 119 McRae St (054) 43 2589

LUCKNOW: Gippsland Computers, 167 Princes Highway (051) 52 5939

MONT ALBERT: Panatronics P/L, 691 Whitehorse Rd (03) 890 0579

SHEPPARTON: Data Parts, 1-3 Naomi St (058) 21 7155

TASMANIA

LAUNCESTON: Advanced Electronics, 5A The Quadrant (003) 31 7075

LAUNCESTON: Hopwood Business Equipment, 107 George St (003) 31 9844

NEW NORFOLK: Craws Television P/L, 40 Derwent Tce (003) 61 2699

HOBART: Quantum Computers, 194 Liverpool St (002) 31 0222

NORTHERN TERRITORY

DARWIN: Computerworld Darwin, 5 Star Vill. Smith St (089) 81 4738

ALSO AVAILABLE FROM ALL DICK SMITH ELECTRONIC STORES

VIC 20. So much brain for so little.

commodore
COMPUTER

Melvel 1516

4 convenient ways to shop

- You can go into your nearest Dick Smith Electronics centre or authorised re-seller and get the personal service our customers have come to expect. And with 31 stores Australia wide, there's one near you!
- Or you can use our reliable mail order service — 14 years and over a quarter of a million satisfied customers proves we're no fly-by-nighters!
- In a hurry? Use our handy phone-in order service. We'll charge the goods to your Bankcard and have them on the way the same day.
- And, of course, there's our unique computer ordering system; the first in Australia. Your computer orders direct from our computer — in an instant! Want to know more? Ask for a copy of our free brochure!

31 STORES
AUSTRALIA WIDE
 KNOWLEDGABLE & COURTEOUS STAFF



Terms available to approved applicants through... **HFC**

Dear Customers.
 Quite often, the products we advertise are so popular they run out within a few days. Or unforeseen circumstances might hold up shipments so that advertised lines are not in the stores by the time the advert appears. And very occasionally, an error might slip through our checks and appear in the advert (after all we're human too!). Please don't blame the store manager or staff, they cannot solve a dock strike on the other side of the world, or fix an error that's appeared in print. If you're about to drive across town to pick up an advertised line, why not play it safe and give the store a call first — just in case.
 Thanks
Dick Smith and Staff



STORE LOCATIONS

STATE	ADDRESS	PHONE
NSW	145 Parramatta Rd	648 0558
	T55 Terrace Level	
	613 Princes Hwy	
	552 Oxford St	
	818 George St	
	531 Pittwater Rd	
	147 Hume Hwy	
	162 Pacific Hwy	
	396 Lane Cove Rd	
	30 Grose St	
	6 Bridge St	
	125 York St	
	173 Maitland Rd	
	263 Keira St	
	Tamworth Acde & Kable Ave.	
ACT	96 Gladstone St	
VIC	399 Lonsdale St	
	260 Sydney Rd	
	656 Bridge Rd	
	Springvale & Dandenong Rds	
	205 Melbourne Rd	
	Ross Smith Ave & Nepean Hwy	
QLD	293 Adelaide St	
	166 Logan Rd	
	842 Gympie Rd	
SA	60 Wright St	
	435 Main North Rd	
	Main South & Flagstaff Rds	
WA	414 William St	
	Wharf St & Albany Hwy	
TAS	25 Barrack St	
	AUBURN	648 0558
	BANKSTOWN SQ.	707 4888
	BLAKEHURST	546 7744
	BONDI JUNCTION	387 1444
	BROADWAY	211 3777
	BROOKVALE	93 0441
	CHULLORA	642 8922
	GORE HILL	439 5311
	NORTH RYDE	888 3200
	PARRAMATTA	683 1133
	SYDNEY	27 5051
	SYDNEY	290 3377
	TIGHES HILL	61 1896
	WOLLONGONG	28 3800
	TAMWORTH	66 1961
	FYSHWICK	80 4944
	MELBOURNE	67 9834
	COBURG	383 4455
	RICHMOND	428 1614
	SPRINGVALE	547 0522
	GELONG	78 6766
	FRANKSTON	783 9144
	BRISBANE	229 9377
	BURANDA	391 6233
	CHERMSIDE	59 6255
	ADELAIDE	212 1962
	ENFIELD	260 6088
	DARLINGTON	298 8977
	PERTH	328 6944
	CANNINGTON	451 8666
	HOBART	31 0800

DICK SMITH Electronics

MAIL ORDER CENTRE
 PO BOX 321, NORTH RYDE NSW 2113
 Telephone orders: (02) 888 3200

POST & PACKING CHARGES

ORDER VALUE	CHARGE	ORDER VALUE	CHARGE
\$5.00-\$9.99	\$1.40	\$50.00-\$99.00	\$4.60
\$10.00-\$24.99	\$2.40	\$100.00 or more	\$6.20
\$25.00-\$49.99	\$3.50		

Charges are for goods sent by post in Australia only — not airmail, overseas or road freight

SPEEDY PHONE/BANKCARD ORDER SERVICE

Just phone through your order and Bankcard details — it's so simple!
(02) 888 3200



MAJOR RESELLERS

These are our major resellers. However, we cannot guarantee they will have advertised items in stock or at the prices advertised.

Atherton QLD: Joe Sue's Radio Service, 55 Main St. 91 1208 ● **Bandigo VIC:** Sumner Electronics, 7 Edward St. 43 1977 ● **Ballina NSW:** A. Cummings & Co. 91-93 River St. 86 2285 ● **Broken Hill NSW:** Crystal TV Rentals, 166 argent St. 6897 ● **Coirns QLD:** Thompson Instrument Services, 79-81 McLeod St. 51 2404 ● **Coffs Harbour NSW:** Coffs Harbour Electronics, 3 Coffs Plaza, Park Ave. 52 5684 ● **Darwin NT:** Kent Electronics, 42 Stuart Hwy. 81 4749 ● **Darwin NT:** Ventronics, 24-26 Kavanagh St. ● **East Maitland NSW:** East Maitland Electronics, Cnr Lays & High Sts. 33 7327 ● **Geraldton WA:** KB Electronics & Manne, 361 Main Terrace. 21 2176 ● **Gladstone QLD:** Purely Electronics, Shop 2, Cnr Herbert & Auckland Sts. 72 4321 ● **Geelong NSW:** Tomorrow's Electronics & Hi Fi, 68 William St. 24 7246 ● **Kingston TAS:** Kingston Electronics Channel Court, 29 6802 ● **Launceston TAS:** Advanced Electronics, 5a the Quadrant. 31 7075 ● **Lismore NSW:** Decro Electric, 3A/6-18 Carrington St. 21 4137 ● **Mackay QLD:** Stevens Electronics, 42 Victoria St. 51 1723 ● **Maryborough QLD:** Keller Electronics, 218 Adelaide St. 21 4559 ● **Mt Gambier SA:** Hutcheson's Comm. 5 Elizabeth St. 25 6404 ● **Mildura VIC:** McWilliam Electronics, 40 Lemon Ave. 23 6410 ● **Morwell VIC:** Morwell Electronics, 128 George St. 72 7423 ● **Nambour QLD:** Nambour Electronics, Shop 4, Lowan House, Ann St. 41 1604 ● **Orange NSW:** M & W Electronics, 173 Summer St. 62 6491 ● **Panrith NSW:** Acorn Electronics, Shop 12, 541 High St. 36 1466 ● **Port Macquarie NSW:** Hall of Electronics, 113 Horton St. 83 5486 ● **Rockhampton QLD:** Purely Electronics, 15 East St. 21 058 ● **Southport QLD:** Amateurs Paradise, 121 Nerang St. 32 2644 ● **Toowoomba QLD:** Hunts Electronics, 18 Neil St. 32 9677 ● **Townsville QLD:** Tropical TV, 49 Fulham Rd, Vincent Villa. 79 1421 ● **Traralgon VIC:** Power 'n Sound, 147 Argyle St. 74 3638 ● **Wagga NSW:** Wagga Wholesale Electronics, 82 Forsyth St. ● **Wodonga VIC:** A & M Electronics, 78a High St. 24 4588 ● **Whyalla SA:** Mellor Enterprises, Shop 2, Forsyth St. 45 47 64

STORE HOURS

All Dick Smith stores are open from 9am to 5.30pm (Saturday 9am to 12 noon) except Queensland stores which open and close half hour earlier. Many stores are open for late night trading. Phone your nearest store for details

How far did you pedal? Find out with this . . .

Easy-to-build bicycle odometer

As far as constructional projects go, this is no doubt one of our simplest. But although it only involves the connection of two wires, you have a digital readout of the distance travelled on your bicycle. Read on to find out how.

by DOLF DE ROOS

66 Hounslow St, Ilam,
Christchurch 4, NZ.

While inflation has dramatically increased the price of most products over recent years, some, such as computers, digital watches and calculators have actually decreased in cost in real terms. Indeed, calculators can now be bought so cheaply that it makes sense to incorporate them in gadgets which may only utilize a small portion of their capabilities. Such was the case with this velocipede odometer.

Several cycling enthusiast friends had been hounding me to come up with a simple and cheap odometer to replace their existing mechanically driven devices, which they claimed had unacceptable friction losses. Whether they were puritans wanting every ounce of effort to result in forward linear motion or merely gadget fanatics wanting to be the first on the cycleways with frictionless electronic odometers, I came up with the following solution.

All you need is a simple calculator and a magnetic reed switch. Let us consider the calculator first.

Almost any calculator will do, the only requirement being that the addition operation must have a "constant mode". This means that if you key in for example:

$$6 + 1 =$$

the sum 7 appears in the display while the 1 is retained in the constant memory so that if you then key in:

$$3 =$$


a 4 (the sum of 3 and 1) appears in the display, and if you key in:

$$1026 =$$

1027 appears.

While this may sound complex, nearly all calculators function in this manner. Indeed most calculators also have an analogous constant multiplication mode, but that doesn't concern us here.

To test whether your calculator can perform constant additions, simply try



A reed switch and two simple connections turn a calculator into a bicycle odometer.

the example above, ie key in:

$$6 + 1 =$$

$$3 =$$

$$1026 =$$

and if the display shows successively 6, 1, 7, 3, 4, 1026, and 1027, you're all set.

As a consequence of the constant mode, if you key in $0 + 1 = = = =$, the display will show:

$$0, 1, 1, 2, 3, 4, 5, \text{ etc.}$$

In other words, the display increases each time you depress the equals button by the value of the second number in the sum.

Now if instead of keying in $0 + 1 = = =$, you key in $0 + (\text{wheel circumference}) = = = \dots$, then with every depression

of the equals button, the display will increment by the distance your bicycle travels during one full revolution of the wheel. Therefore, all you need now is a switch which will activate the equals function every time the wheel completes a revolution.

This can be done in several ways, eg, with an opto interruptor, a Hall-effect device or a magnet and pick-up coil. However, none of these methods is as simple and elegant as using a magnetic reed switch.

Reed switches consist of two flexible and conducting rods hermetically sealed in glass capsules. Normally the rods are not in contact with each other, but in the

ROD IRVING ELECTRONICS

425 HIGH STREET, NORTHCOE 3070, MELBOURNE. (03) 489-8131.

ELECTRONIC COMPONENT SUPPLIERS, DESIGNERS & MANUFACTURERS.
RITRONICS WHOLESALE (03) 489-7099. MAIL ORDERS (03) 481-1436.

TELEX: AA38897

For heavier items add additional postage. Extra heavy items sent Comet freight on. Prices subject to change without notice. Send 60c and SAE for free catalogues. Minimum pack and post \$1.00. Bankcard Mail Orders welcome.

SUPER SPECIALS

2708	\$ 4.50	BU326	\$ 1.90
2716	\$ 4.90	Z80S10	\$21.00
2732	\$ 8.00	1771	\$19.00
6800	\$ 7.90	1785	\$59.00
6802	\$11.00	4116	\$ 1.95
6809	\$22.00	2114	\$ 1.95
8085	\$12.50	TA7205	\$ 3.30
8080	\$ 7.00	100 Red Leds	\$ 9.00
8921	\$ 3.50	BUX80	\$ 3.90
Z80P10	\$ 5.00	BU126	\$ 1.90

DIP SWITCHES SPST		
P/N	No Switches	Price
SD3	3	1.60
SD4	4	1.70
SD5	5	1.90
SD6	6	2.30
SD7	7	2.40
SD8	8	2.50
SD9	9	2.70
SD10	10	3.00

PIN	1.50	1.40	22,000uf	25V	12.90
18 Pin	1.80	1.60	22,000uf	40V	23.00
20 Pin	1.90	1.70	27,000uf	35V	23.50
22 Pin	2.00	1.80	33,000uf	16V	23.50
24 Pin	2.20	2.10	68,000uf	16V	21.50
28 Pin	2.60	2.40	100,000uf	10V	20.50
36 Pin	2.90	2.70			
40 Pin					

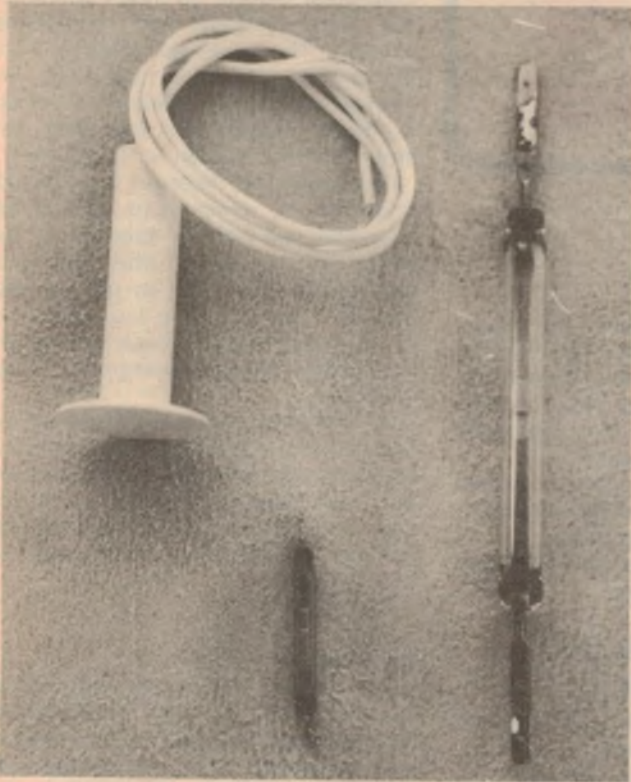
MULTISTRAND RIBBON CABLE

Price per m. tr.	1-9	10+
10 Way	90	80
12 Way	1.00	90
16 Way	1.20	1.10
20 Way	1.70	1.60
40 Way	3.20	3.00


WIRE WRAP 3-LEVEL		
	1-9	10-25
8 Pin	1.00	.90
14 Pin	1.10	1.00
16 Pin	1.20	1.10

COMPUTER GRADE ELECTRO		
	40V	6.50
2900uf		6.50
6800uf	16V	6.40
10,000uf	16V	9.00
10,000uf	25V	9.50
10,000uf	40V	11.90
15,000uf	40V	12.00

CMOS	74C04	40	LF356-AN	1.10	UA4558TC	1.40	7494	90	74LS74	50	51LS97	2.10	2N5874	1.40	TIP32C	1.00	8295	25.00
4000	74C08	40	LF357	1.10	MM5837	2.50	7495	45	74LS75	45	2N2463	35	AD162	1.70	TIP33A	1.10	DM8578	3.50
4001A	74C10	40	LM358	70	LM7555	1.00	7496	.80	74LS76	50	2N2484	65	BC318	30	TIP34A	1.20	Av-5-2376	19.56
4001B	74C14	90	LM373	4.10	Mt10116L	95	7497	2.50	74LS78	50	2N2646	70	BC319	1.0	TIP24B	1.50	8748A	99.00
4002	74C20	40	LM374	5.40	LF13741	60	74107	.80	74LS83	1.00	2N2647	1.10	BC327	15	TIP42B	1.10	8755A	99.00
4006	74C30	40	LM376	70	LF13741H	70	74109	.60	74LS85	1.00	2N2894	.80	BC328	30	TIP110	1.30	MCT2	30
4007	74C32	40	LM377	2.90	DS75452	60	74116	2.20	74LS86	50	2N2904	45	BC337	30	TIP120	1.30	MCT6	8.00
4008	74C42	1.10	LM379	5.70	76477	4.90	74121	4.50	74LS90	70	2N2905	40	BC338	30	TIP2955	1.20	MCT275	1.50
4009	74C48	80	LM308	8PIN 1.30	75451	60	74122	65	74LS92	90	2N2906	45	BC547	15	TIP3055	1.20	MCC671	3.00
4010	74C73	75	LM380	75491	1.40	74123	60	74LS93	80	2N2913	1.20	BC548	15	NS	11.15			
4011	74C74	70	14PIN	1.50	75492	1.40	74125	55	74LS95	65	PN2907	30	BC549	15	2114 150	1.30	4N28	.85
4012	74C76	75	LM318A-N	2.40	TTL (8)	74126	60	74LS96	1.55	2N3053	60	BC549C	40	2114 450 NS3.50	1.40			
4013	74C83	1.40	LM318N	1.80	74500	.80	74132	.80	74LS107	60	2N3054	60	BC550	16	8-31	3.30	4N26	1.00
4014	74C85	1.20	LM382N	2.00	74502	.80	74141	1.10	74LS109	60	2N3055	90	BC558	16	32 up	3.10		
4015	74C86	80	LM383	2.70	74504	.80	74145	.85	74LS112	60	2N3301	40	BC559	16	2513	14.50		
4016	74C90	80	LM384	2.40	74510	75	74147	2.00	74LS113	65	2N3440	1.10	BC637	25	2516	55.00		
4017	74C93	1.40	LM386	1.00	74511	75	74148	1.40	74LS114	.50	2N3502	70	BC638	36	2532	69.00		
4018	74C95	95	LM387	1.30	74532	75	74150	1.20	74LS122	50	2N3503	70	BC639	80	2650	23.00		
4019	74C107	70	LM391	1.80	75551	75	74151	.60	74LS123	75	2N3563	30	BC640	80	2708	8.50		
4020	74C150	3.40	LM393	.80	74574	1.20	74152	4.90	74LS125	50	2N3564	30	BCY70	85	2716	12.00		
4021	74C151	1.00	LF398	5.00	74586	1.40	74153	70	74LS126	70	2N3569	30	BCY71	85	4116	5.50		
4022	74C160	90	8038	6.00	745112	1.20	74154	1.20	74LS132	80	PN3565	30	BD115	1.50	5101	9.00		
4023	74C192	90	NE530	1.10	745135	2.20	74155	.90	74LS133	.50	PN3566	30	BD135	70	MM5204	12.50		
4024	74C164	1.10	OM350	9.90	745138	3.20	8T28	3.00	74LS136	50	PN3567	30	BD136	70	MM5207	7.20		
4025	74C173	1.00	555	40	745157	2.95	9310	.65	74LS138	1.20	2N3568	30	BD137	70	MM5307	18.00		
4026	74C174	.80	556	1.10	745158	2.95	9311	1.00	74LS139	.85	2N3638	30	BD138	70	MM5309	6.50		
4027	74C175	1.00	LM565	1.30	745182	3.30	9312	1.35	74LS151	.75	2N3639	30	BD139	70	MM5312	9.00		
4028	74C192	1.20	LM565CH	2.00	7400 SERIES	74156	1.50	74LS153	60	2N3640	30	BD140	70	MM5369	2.60			
4029	74C195	1.00	NE566	2.50	7401	40	74157	1.60	74LS154	1.50	2N3641	30	BD235	65	5387	8.50		
4030	74C221	1.90	LM567	1.50	7402	40	74161	1.00	74LS155	1.00	2N3645	30	BD234	50	MM5395	6.50		
4031	74C373	1.80	NE571	6.50	7403	40	74162	1.00	74LS156	1.00	PN3642	30	BD237	50	6502	10.50		
4034	74C374	2.00	LM709 14PIN	70	7403	40	74163	.85	74LS157	90	PN3643	30	BD262	1.20	6508	5.50		
4035	74C901	90	UA710CA	60	7404	40	74164	40	74LS158	70	PN3644	30	BD301	75	6520	5.50		
4039	74C902	90	LM710-CH	90	7405	.50	74165	.60	74LS160	.85	2N3646	30	BD302	75	6522	10.00		
4040	74C905	11.20	711	80	7406	50	74174	50	74LS161	.85	2N3692	50	BD263	1.25	6523	17.00		
4041	74C906	90	UA711-H	.85	7407	.50	74175	.90	74LS162	.00	2N3693	35	BD435	75	6551	17.00		
4042	74C907	80	UA716HC	6.25	7408	40	74176	1.00	74LS163	.85	2N3702	30	BD646	1.70	MC6900P	9.00		
4043	74C915	1.50	723	50	7409	40	74177	1.10	74LS164	1.30	PN3694	30	BD647	1.80	MC6802	13.60		
4044	74C922	6.00	LM723CH	1.10	7410	40	74180	90	74LS165	50	2N3704	30	BD675	80	MC6808	12.50		
4046	74C923	5.00	LM725	3.90	7411	40	74181	2.30	74LS168	1.90	2N3709	.30	BDV648	4.50	6810A	4.90		
4047	74C925	7.60	LM733	1.20	7412	40	74182	90	74LS169	1.90	2N3713	2.20	BDV658	4.50	6820	5.50		
4048	74C926	7.80	UA739	2.00	7413	50	74184	1.20	74LS170	2.80	2N3819	80	BF115	50	6821	6.00		
4049	74C927	5.90	741	25	7414	70	74185	1.20	74LS173	90	2N3866	2.00	BF173	70	6850	5.15		
4050	74C932	5.50	LM741-H	1.20	7416	50	74190	1.00	74LS174	90	2N3904	30	BF180	30	6852	6.40		
4051	80C SERIES		UA747	1.00	7417	60	74191	1.50	74LS175	90	2N3906	30	BF195	30	7106	12.60		
4052	MM80C95	90	UA747HC	2.20	7420	40	74192	1.70	74LS181	2.50	2N4030	1.10	BF198	30	7107	15.00		
4053	80C96	90	UA748	50	7421	40	74193	.80	74LS189	3.80	2N4032	55	BF199	30	7210	13.20		
4060	MM80297	90	UA748HC	1.25	7423	50	74194	1.10	74LS191	1.30	2N4033	90	BF336	90	Z80 CPU	14.00		
4066	80C98	90	UA753	1.80	7425	45	74195	.65	74LS192	.85	2N4036	1.00	BF337	80	Z80A CPU	16.90		
4068	LINEAR		UA760HC	4.10	7426	40	74196	.80	74LS192	.85	2N4037	90	BF458	90	Z80 P10	13.80		
4069	LH0002	9.50	UA777	2.40	7427	40	74197	1.15	74LS193	.85	PN4121	30	BF494	40	Z80A P10	16.00		
4070	LH0022CD	16.60	UA777HC	2.65	7430	40	74198	1.10	74LS194	70	2N4233	1.60	BF495	75	Z80 CTC	13.80		
4071	LH0042CH	8.60	9334	1.70	7432	40	74199	1.30	74LS195	80	2N4235	1.90	BFY50	90	Z80A CTC	16.50		
4072	LH0070	12.70	UA743	1.80	7437	40	74221	90	74LS196	1.25	2N4236	2.20	BFY90	1.30	Z80 DMA	40.70		
4073	LH0071	12.70	UA760HC	4.10	7438	50	74290	90	74LS197	1.00	2N4248	30	BSV17	1.00	Z80 S10	56.90		
4075	TL071	1.00	UA796HC	1.70	7440	50	73293	.80	74LS221	1.10	PN4249	30	BU126	3.00	Z80 S10	1.56.90		
4076	TL072	1.50	LM802	1.10	7441	1.00	74365	.90	74LS245	2.35	2N4250	30	BU208	3.00	Z80 S10	2.56.90		
4077	TL082	1.50	LM1310N	2.40	7442	50	74366	.80	74LS247	90	2N4258	30	BUX80	7.90	Z80A			
4078	SAK140	2.20	1408	4.90	7443	1.40	74367	1.00	74LS249	1.30								



Reed switches come in many different shapes and sizes.



The selected reed switch can be taped to the bicycle fork.

presence of a magnetic field of sufficient strength, they bend and snap together allowing a current to pass. When the magnetic field is removed, they open up again.

By connecting the reed switch in parallel across the terminals of the equals button of a calculator, and mounting a magnet on a wheel so that it comes in close proximity to the reed switch during each revolution, you have a complete odometer.

Magnetic reed switches are available from electronic hobbyist supply shops and burglar alarm outlets. They may be salvaged from other equipment, such as some large desk-top calculators that use one for each key. Some reed switches come complete with magnets, but if not, you may purchase an ordinary magnet or salvage one from an old meter movement or electric motor.

Construction

Open the calculator and locate the two conductors associated with the = button. This is best done by visual inspection, as the use of a multimeter (especially in the ohms mode) may blow the calculator. Solder two wires to these conductors at any suitable point. The polarity is unimportant. You may have to drill a hole or cut a notch in the calculator housing to feed the wires through. If there is room, you could install a jack plug and socket and thereby

be able to disconnect your calculator when you want to do some "number crunching".

Connect the wires from the calculator to the contacts of the reed switch. The reed switch itself should be mounted on one of the forks of the bicycle. The shape of your switch will determine the mounting method. If the magnet can be made to pass close enough, it would be adequate to simply tape the reed switch to the fork. In any case, it is vitally important to ensure that the switch is secure, as otherwise the switch and wire attached to it could get tangled in the wheel. To maintain switching reliability at high speed, mount the reed switch as close to the wheel's axle as practicable.

Mount the magnet on the appropriate wheel, bearing in mind that it will have to pass close to the reed switch. Once again the exact mounting method will depend on the size and shape of your magnet. A non-ferrous bracket clamped to two of the spokes and holding the magnet results in a sturdy arrangement. Note that some reed switches operate more effectively with particular orientations relative to the magnet. Test this, either by listening to the clicks of the closing switch contacts or by watching the display of the calculator, and adopt this orientation.

The calculator may be mounted somewhere on the bicycle or slipped into a pocket.

Calibration

All that remains to be done is for the odometer to be calibrated. Turn the bicycle wheel until the valve is at the lowest point of its circular path, and mark this spot on a driveway or footpath. Push the bicycle forward in a straight line and mark the spot where the valve is next at its lowest point. Now measure the distance between the two marks. This is the wheel circumference and is the number you must feed into the calculator.

If, for example, the circumference is 1.95m, you would key in $0 + 1.95$, and every time the wheel completes a turn the display increments by this amount, showing the total number of metres travelled. Alternatively, you may key in 0.00195 (1.95m/1,000m per km) to clock up kilometers.

Finally, if you note the duration of your ride, you can use the calculator to obtain your average speed.

Editor's note

There are two caveats to this project. Liquid Crystal Displays used in most modern calculators can be faded or permanently damaged by heat and sunlight, so take appropriate precautions. Those calculators with LED displays are heavy on battery consumption, which may make them less attractive for this application.



Letters to the editor

Dam that Gordon River editorial

I am composing this letter in the comfort of an all-electric house while listening to news about the latest power restrictions in NSW. Outside the temperature is about 0°C. I would now like to give Leo Simpson some facts that he seems to have omitted from his June editorial.

It appears to Tasmanians that the most vocal people against the flooding of Franklin River are those on the mainland. Maybe they are envious of us because we have no power restrictions as recently occurred in NSW.

We have had our election and the majority of Tasmanians have again supported damming the Franklin. The HEC is not the largest employer in the state, but it still employs 3000 personnel and is directly responsible to the Minister for Energy.

The HEC is a large employer during the construction stages and when one site is completed the crew moves onto the next construction site. Personnel are left behind for maintenance, operation and tourism purposes.

Each area of the hydro scheme has its own control centre under the authorisation of System Control which is based in Hobart. People are always complaining that we have too much power in this state, but have always neglected to say that with regular maintenance on the machines (up to six months for a rewind) plus the unexpected breakdowns that can occur, we have enough generated power to cover ourselves without any restrictions.

I am very disappointed in your magazine for printing such political bias in the first place.

Stephen Felmingham,
Tarraleah, Tasmania.

Leo Simpson replies:

If, as you say, the most vocal people against the flooding of the Franklin River are from the "mainland" perhaps it is because they have a better perspective. After all, are not "mainlanders" (a Tasmanian term) entitled to have a view about a particularly beautiful part of Australia. The Franklin River is part of Australia and all Australians will pay, at least in part, for the dam that will forever change the landscape.

Your comment about the large construction crew employed by the HEC is revealing. Is the Franklin River being dammed merely to provide another construction project to keep the crew going for another few years?

Since both major political parties supported the dam project, we reject your accusation of political bias.

If it is any consolation, not all EA staff members agree with me.

What's it got to do with electronics?

After over 30 years of readership I am incensed enough to write.

It concerns the Simpson editorial in the June issue. What the hell has the Gordon River Scheme to do with an electronics magazine? I buy the "Bulletin" and daily rag for (mis)information on politics and do NOT expect it to emanate from your pages. The queries that Mr Simpson succeeds in inspiring from me are:

- (1) How much credibility does he expect to inspire in his readers if this represents considered and balanced journalism?
- (2) How much research goes into the printed word in the magazine?

I ask these questions because of the unbalanced and incorrect statements made. Samples:

● "The major and perhaps the only issue in the campaign was the desirability of one or other of the Hydro-Electric Commission's dam schemes for the Gordon River system." If Mr Simpson had done his research properly he would have discovered that the matter had been decided by compulsory referendum (perhaps not democratic enough for the "greenies" because it did not abide by their "rules") several months before the election. It was not an election issue. Both major parties agreed the dam was policy.

● "One must visit there to see how all powerful and ubiquitous the HEC is in Tasmania." As one who lives here may I assure your good readers that the only time we come into contact with the HEC is quarterly at account time. Their power and function is to provide power. For their success in doing so I thank them, not condemn them.

Enough of quotes. I deeply resent the opinions of instant "experts" like Mr Simpson who pontificate in ignorance from great heights on topics which are not their personal or professional concern. The proposed scheme is no dearer than others we have built. The propaganda of the wilderness society has been deceitful and dishonest, and more fool Mr Simpson for falling for it.

The quoting of incorrect construction costs and TV airing of footage of the river that will not be affected by the dams are typical of the emotional garbage we have had to put up with here in "Tassie" in the last couple of years. It really was too much to see more misleading verbiage oozing out of your magazine.

Mr Williams, I respectfully suggest you have a more relevant editorial policy — an electronic one please. Mr Simpson has every right to his opinion, but you have the right over whether or not that opinion is relevant or appropriate to your publication.

John Coulson,

Dilston, Tasmania.

Leo Simpson replies:

It is valid for "Electronics Australia" to comment on a large technological project which should be of great interest to engineers. Or are engineers considered to be totally blind to the effects of technology on the environment?

Having done my research, I am aware that the referendum you refer to gave a choice between two dams. A large number of voters, some 17% or so, voted informally and wrote "no dams". This is a long way from a majority being against the scheme, I grant you. However, the dam was an issue, otherwise the large number of independent candidates would not have run.

Power scheme to improve conditions

I have been a reader of your magazine for many years, right back to the "Wireless Weekly" days. Have built up a good many of the different designs of radio sets, test equipment and amplifiers and have been very pleased with the results. I think your magazine has been doing an excellent job in catering for those people interested in electronics over the years.

However, I was very disappointed to read the leading article in the June publication. Actually I was and am still very annoyed with the article, which is mainly full of incorrect statements and assumptions about the power position in Tasmania.

It would be better for Leo Simpson to stick to writing about something which he does understand. In Tasmania we

Tertiary courses for electronics engineers

I write to correct the most unfortunate misinformation contained in June's "Information Centre" is answer to a young reader's request for ideas and opinions on becoming an electronics engineer.

Firstly, while undoubtedly it is a "hard slog", the courses are not generally uninteresting if approached with a general desire to learn. They are not always six-year part-time courses either. Four-year full-time degrees are available at most institutes and universities. Generally, it's worth shopping around to find the course which suits your requirements.

Secondly, while it is fashionable to knock public servants, your comments about having a better chance of doing substantial work in private industry and of having to work harder in the private sector are simply untrue as generalisations. Engineers working in the public and private sectors are not very different in their workloads. Some work hard, others do not.

As for the quality of experience, it all depends on just what you want to do.

You do not write for electronics magazines in the public service, nor do you design power grid control systems in private industry.

Thirdly, the reasonableness of an engineer's salary depends on just whose you compare it to. I'd do medicine next time if only money interested me.

You have done your reader a disservice. By the way, I do not work in the public service.

Greg Smith,
Annandale, NSW.

Comment: The opinion about the courses being not generally interesting is a fairly common attitude expressed by students. It is true that four-year sandwich courses are available.

We are aware that some engineers working in the public service do have a heavy workload. However, we have had three engineers on our staff in the last 10 years or so who came to work for our magazine for less money than they received in the public service. The reason: they were bored and under-worked in the public service.

have had to put up with deliberately misleading and often false propaganda about the southwest of Tasmania and the Franklin river for over two years.

It is amazing to note what propaganda can do. However, you cannot fool all the people all the time. When it came to an election the vast majority of Tasmanians voted for a party which will endeavour to improve conditions in Tasmania and go ahead with the next power scheme.

The Hydro-Electric Commission has an excellent record in estimating and providing power for all requirements in Tasmania over many years. In fact, it has a world wide reputation in spite of the attempts of the "wilderness minority" to denigrate the reputation of the Hydro-Electric Commission and its engineers.

V. E. Roberts,
Howrah, Tasmania.

Leo Simpson replies:

There is no question that there is a vast reserve of talent in the HEC, as far as building dams is concerned. Unfortunately though, the HEC is a large bureaucracy which has a natural tendency to grow and expand. What better way to do this than to continue building even more dams. And what better way to justify this than to point to projections of growing power demand.

However, the demand for power is not inelastic (in other words, unaffected by price) as recent tariff increases in NSW have shown. A relatively small tariff increase and/or a cessation or reduction of metal refining at Bell Bay or Risdon (EZ Industries are continuing to reduce their staff) could make nonsense of the HEC projections.

Looking for a hefty 13.8V power supply?

If you are looking for a power supply for a transceiver, have a look at the VK Powermate which we published in May 1978. This rugged, fully regulated supply gave a genuine 5 amps with low voltage regulator losses, using the Dick Smith M-2000 transformer, one 2N3055, one TIP32 and a 723 regulator. In addition details were given in the article to boost the output to 7.5 amps using a bigger transformer.

Naturally a PC board is available, code 78ps5. Limited stocks of the May '78 issue are available at \$3 including postage. Write to PO Box 163, Chippendale, NSW, 2008. Other back issues are also available.



CAR
COMPUTERS
?

Don't have the
time to build your
own?

We have four
ready-to-fit
models available
from \$140.00

Also two models of
cruise control from
\$125.00

NSW

Antelope Automotive P/L
75 Military Road
NEUTRAL BAY 2089
02.909.2155

VIC

Australian Autocomputers
156 Buckley Street
ESSENDON 3040
03.337.1373


QLD

Dunlop/IBC
Wilkie St & Station Rd.
YEERONGPILLY 4105
07.392.0011



Books & Literature

Integrated Circuit Engineering



BASIC INTEGRATED CIRCUIT ENGINEERING by D. J. Hamilton and W. G. Howard. Published 1975 by McGraw-Hill, Inc, New York. Hard covers, 235 x 160mm, 587 pages, illustrated with circuits and diagrams. Price \$25.90 plus sales tax. ISBN 0 07 025763 9

Part of a Motorola series in solid-state electronics, this text gives an in-depth treatment of four major aspects of integrated circuit design: fabrication techniques, device design, linear circuits, and digital circuits. It is aimed at the student of electronic engineering and could well be a preferred text for undergraduate courses even though it was first written some seven years ago.


Chapter headings are as follows: (1) Basic Processing Technology and Layout Fundamentals, (2) Diffusion-related Processes, (3) Other Processing Methods, (4) Passive Components and their Parasitic Effects (5) Integrated Junction Gate Field-Effect Transistors, (6) MOS Field-Effect Transistors (7) Bipolar Transistors and Diodes (8) Thermal Effects in Integrated Circuits (9) Basic Linear Integrated Circuits, (10) Integrated Operational Amplifiers, (11) Applications employing Linear Integrated Circuits (12) Basic Saturating Logic Circuits, (13) Non-saturating Logic Circuits, (14) Basic MOS Logic Circuits and (15) Applications of Digital Integrated Circuits.

Naturally, there are recent developments in IC technology which are not covered. Fet-input op amps and

bucket-brigade devices are two which come to mind. However, the text is very well presented, easy to read and can be recommended for any engineer's bookshelf.

Our copy came from Soanar Electronics who are selling the text at \$25.90 plus tax. (LDS).

Introducing Forth



INTRODUCTION TO FORTH: by Ken Knecht. Soft covers, 142 pages, 134mm x 238mm. Published by Howard W. Sams & Co Inc 1982. ISBN 0-672-21842-9. Price \$14.95.

Although called an "Introduction to FORTH", this book is really about MMSFORTH, the version of Forth available for the TRS-80 Model I and Model III computers, which differs considerably from the standard Fig-Forth implementation. In most cases, the differences enhance Forth for the TRS-80 computers, including features to take advantage of TRS-80 graphics, printer interfaces etc. An unusual addition is a set of string handling words, not found in standard Forth (most programmers prefer to write their own, tailored to their own requirements).

After discussing loading the Forth disk on a TRS-80 system, explaining

arithmetic operations and disk I/O, the book proceeds to discuss programming in Forth, as compared to Basic. In some ways, this is not the best way to go, as Forth and Basic are conceptually very different languages, and procedures which are useful in Basic might actually prevent the programmer from seeing a better way of doing the same thing in Forth.

Given that this book is aimed at users of the TRS-80 who are experienced in Basic, though, the approach is justifiable. If you are interested in running a version of Forth on the TRS-80, "Introduction to Forth" would be useful. Before buying the book, though, make sure you can get a copy of the Miller Microcomputer Services Forth (the MMSForth discussed here).

Our review copy of "Introduction to Forth" was supplied by McGill's Authorised Newsagency, 187 Elizabeth St, Melbourne. (PV).

6809 Manual

MC6809-MC6809E MICROPROCESSOR PROGRAMMING MANUAL: Soft covers, 140 pages, 216mm x 280mm. Published by Motorola Inc 1981, Price \$19.95.

This Motorola publication is a complete description of the operation, mnemonics and addressing modes of the 6809 and 6809E microprocessors. It includes a complete description of both versions of the 6809, pin assignments and bus signals, a fully annotated instruction set, and a commented listing of a powerful 6809 monitor program called ASSISTO9. Numerous charts and tables of the instruction set, op codes and hex conversion charts complete the book. The programming manual would find a place in the library of anyone interested in the 6809 microprocessor.

Our review copy was supplied by Paris Radio Electronics, 7a Burton St, Darlinghurst, Sydney 2001. (PV).

History of Maralinga

MARALINGA: BRITISH A-BOMB AUSTRALIAN LEGACY, by Adrian Tame and F. P. J. Robotham. Fontana Press, 1982. Soft covers 130 x 195mm, 272 pages, illustrated with photographs. ISBN 0 00 636391 1. Price \$5.95.

This book is an account of the British experiments and atomic bomb tests held in Australia between 1953 and 1963. It concentrates on the events at the major test site, Maralinga, about 400 kilometres northwest of Adelaide, South Australia. One of the authors (Robotham) is a physicist with long experience in radiation studies, while the other is a journalist who has spent considerable time researching the effects of

Agent Orange and nuclear weapon tests.

The authors' stated purposes are to bring together as much material as possible about what happened at Maralinga, both at the time of the tests and the later clean-up.

The first part of the book is a description of the early history of nuclear research and the atomic bomb project and a discussion of the physics of bombs and nuclear fall-out. Then follows an account of the campaign by the Australian Nuclear Veterans Association to win compensation for some of the 3-4,000 Australian servicemen and civilians and hundreds of Aborigines who may have been exposed to dangerously high levels of radiation both during and after the bomb tests.

Contrary to government pronouncements at both the time of the tests and as recently as 1981, the authors produce eye-witness accounts of the uncontrollable drift of fall-out clouds across the centre of Australia and of totally inadequate safety precautions, even in the light of the scientific beliefs of the 1950s. One airman speaks of flying monitoring planes through the mushroom cloud of the explosion, protected by an oxygen mask "which he only removed when eating". Others were ordered into the atomic test sites without protective clothing and without being advised of the dangers they faced.

The book concludes with a roll call, of 113 Australians who have died, mostly of cancer, after working at Maralinga. These are people of which the ANVA has documented working conditions and exposure levels. They may only represent a small proportion of those adversely affected.

Our review copy was purchased at the University Co-op Bookshop, Sydney. (PV).

More on Forth

STARTING FORTH: by Leo Brodie. Soft covers, 347 pages, illustrated with charts and diagrams. 174 x 236mm. Published by Prentice-Hall Inc, 1981. ISBN 0-13-842922-7. Price \$21.50.

FORTH is a computer language which has attracted a lot of attention since its development by astronomer Charles Moore (who introduces this book) in the early 1970s. Generally those who have tried the language either love it or hate it — very few are lukewarm about Forth.

It would take more space than available to go into the details of the language here, and in any case that's what the book is supposed to do. It does it very well.

In 12 chapters, with four appendices, the book moves from introductory material, through reverse polish notation arithmetic to advanced topics such as

BOOKS

Just some of the books from the largest range of computer, radio and electronic books in Australia.

If the book you require is not listed below, it can be ordered from us.

NEW EDITIONS:

HOW AVAILABLE:

World Radio TV Handbook 1982	\$17.95
Radio Amateur's Handbook 1982	\$15.95
Radio Handbook (Orr)	\$39.95

SYBEX PUBLICATIONS

Basic Programs for Scientists & Engineers (Miller)	\$19.95
Apple Pascal Games (Hergert)	\$19.95
A Microprogrammed APL Implementation (Zaks)	\$47.95
Pascal Programs for Scientists & Engineers (Miller)	\$23.50
The Pascal Handbook (Tiberghien)	\$24.95
Programming the Z8000 (Mateosian)	\$19.40
Inside Basic Games (Mateosian)	\$19.95
Don't (or How To Care For Your Computer) (Zaks)	\$15.95
Introduction to Pascal — Including UCSD Pascal (Zaks)	\$19.95
Programming the 6502 (Zaks)	\$18.95
The CP/M Handbook (Zaks)	\$19.95
Programming the Z80 (Zaks)	\$19.95
Microprocessor Interfacing Techniques (Lesea)	\$24.95

HOWARD SAMS PUBLICATIONS

TRS-80 Assembly Language Made Simple (McCaul)	\$19.25
Understanding & Buying A Small Business Computer (Blumenthal)	\$13.50
Advanced 6502 Interfacing (Holland)	\$18.95
Microcomputer Math (Barden)	\$17.95
Circuit Design Programs for the Apple II (Berlin)	\$23.75
Z-80 Microprocessor Programming & Interfacing (Nichols) Book 1	\$19.25
Z-80 Microprocessor Programming & Interfacing (Nichols) Book 2	\$23.75
6809 Microcomputer Programming & Interfacing with Experiments (Staugaard)	\$21.95

ADAM OSBORNE PUBLICATIONS

6800 Assembly Language Programming (L. Leventhal)	\$23.80
68000 Assembly Language Programming (L. Leventhal)	\$23.80
6502 Assembly Language Programming (L. Leventhal)	\$23.80
6502 Assembly Language Subroutines (L. Leventhal)	\$22.35
6809 Assembly Language Programming (L. Leventhal)	\$23.80
Z80 Assembly Language Programming (L. Leventhal)	\$23.80
8080A/8085 Assembly Language Programming (L. Leventhal)	\$22.40
Z8000 Assembly Language Programming (L. Leventhal)	\$23.00
Assembly Language Programming for the Apple II (R. Mottola)	\$18.15
Apple II User's Guide (Poole)	\$23.75
Visicalc — Home & Office Companion (Castlewitz)	\$22.40
C Basic User Guide (Osborne)	\$23.75
CP/M User Guide (Hogan)	\$22.35
4 & 8 BIT Microprocessor Handbook (Osborne)	\$27.95
16-BIT Microprocessor Handbook (Osborne)	\$27.95
Introduction to Microcomputers Vol 0: Beginner's Book (Osborne)	\$11.15
An Introduction to Microcomputers Vol 1: Basic Concepts (Osborne)	\$17.00
Discover Forth (Hogan)	\$21.00
PET/IBM Personal Computer Guide (Osborne)	\$21.00
Your ATARI Computer (Poole)	\$23.75
Practical Pascal Programs (Poole)	\$22.40
Practical Basic Programs Apple II (Poole)	\$18.80

LJG PUBLICATIONS

TRS-80 Disk & Other Mysteries (Pennington)	\$25.50
Basic Faster & Better & Other Mysteries (Rosenfelder)	\$34.90
The Custom TRS-80 & Other Mysteries (Kitsz)	\$34.90
Microsoft Basic Decoded & Other Mysteries for the TRS-80 (Favour)	\$36.70

OTHER COMPUTER TITLES

Telematic Society: A Challenge for Tomorrow (Martin)	\$17.50
The S-100 Bus Handbook (Bursky)	\$21.50
How to Design, Build & Program Your Own Advanced Working Computer System (Haviland)	\$15.95
6801, 68701 & 6803 Microcomputer Programming & Interfacing (Staugaard)	\$21.95
How to Build Your Own Working Microcomputer (Adams)	\$13.95
Teaching Your Computer to Talk (Teja)	\$13.95
Threaded Interpretive Languages (Loeiger)	\$26.15
Starting Forth (Brodie)	\$23.75
The Computer Solution (Behan & Holmes)	\$12.95
101 Microprocessor Software & Hardware Projects (Tedeschi)	\$13.95
Motorola Microprocessors Data Manual	\$16.70
Discovering Computers (Giedhill)	\$15.00
Master Handbook of Microprocessor Chips (Adams)	\$15.95
LISP (Winston)	\$16.95
Basic Microprocessors and the 6800 (Bishop)	\$21.80
Intermediate Programming for the TRS-80 (Heiserman)	\$14.95
Design of Phase-Locked Loop Circuits, with Experiments (Berlin)	\$14.75
Playing the Stock & Bond Markets with the Personal Computer (Schmeltz)	\$15.95
The ADA Programming Language (Pyle)	\$19.95

ELECTRICITY/ELECTRONICS

Electrical Principles for the Electrical Trades (Jennesson)	\$12.95
TTL/FAST DATA Book (Fairchild)	\$15.85
CMOS DATA Book (Fairchild)	\$12.75
Electronic Music Circuits (Klein)	\$24.95
Understanding Digital Logic Circuits (Middleton)	\$27.95
Use of the Dual Trace Oscilloscope (Roth)	\$21.50
Fiberoptics (Kuecker)	\$13.95
TV Typewriter Cookbook (Lancaster)	\$17.50
PLL Synthesizer Cookbook (Kinley)	\$12.50
Modern Recording Techniques (Ronstein)	\$19.25
Transformers (Gebert)	\$21.50
How to Build Hidden Limited Space Antennas That Work (Traister)	\$15.95
VLSI Systems Design for Digital Signal Processing Vol 1 (Bowen)	\$50.00
IC Timer Handbook (Carr)	\$13.95
Master Handbook of Acoustics (Everest)	\$19.95
Master Handbook of Telephones (Traister)	\$17.50
Electronic Shop Fabrication (Villanucci)	\$24.25
Regulated Power Supplies (Gottlieb)	\$26.95
Complete Handbook of Radio Transmitters (Carr)	\$14.95
Complete Handbook of Videocassette Recorders (Kybett)	\$15.95
Complete Guide to Car Audio (Clifford)	\$13.50
The 2 Meter FM Repeater Circuits Handbook	
Using FM For Amateur Radio (Sessions)	\$10.50
Sound System Engineering (Davis)	\$29.75
Understanding DC Power Supplies (Davis)	\$ 9.95
Beginners Guide to Amateur Radio (ARRL)	\$10.95
Modern Radar: Theory, Operation & Maintenance (Safford)	\$22.50
Australian Electrical Wiring, Theory & Practice Vol 1 (Pethebridge)	\$13.95
Vol 2 (Pethebridge)	\$13.95

We also carry a large range of overseas and local computer magazines.

For Mail Orders please add: \$1.50 Local, \$2.50 Interstate

McGill's Authorised Newsagency Pty Ltd,

187 Elizabeth Street, MELBOURNE.

Phone: (03) 60 1475-6-7

Prices Subject to Alteration

**NEW STORE
opening October
in Carlingford**

AT CARLINGFORD COURT NEXT TO KENTUCKY FRIED CHICKEN

Great ★ Products- Great Prices!



LCD panelmeters BACK.....

We have been unable to keep up with the demand for these, that is why you have not seen them in our ads for the last few months.

DPM-200 — 3½ digit display with annunciators (pictured). 0.6" high. 200mV full scale. Each unit supplied with data sheet.

DPM-05 (Not illustrated). 3½ digit display with "plus", "minus" and "low batt". Annunciators with 0.5" readout. Both units sample at 3/second.

If you want to express any physical measurement in a bright easy to read display these are for you. They contain all analogue-to-digital electronics and LCD drive circuitry. Send SAE for more information.

\$49.50
\$39.50 DPM-200

RBLL CAPACITORS — NOW IN STOCK!!

The RBLL — logical and economical replacement for Tantalum capacitors.

- | | |
|--------|---------------|
| 0.1uF | 32 cents each |
| 0.15uF | 32 cents each |
| 0.22uF | 32 cents each |
| 0.33uF | 32 cents each |
| 0.47uF | 32 cents each |
| 0.68uF | 32 cents each |
| 1uF | 35 cents each |
| 1.5uF | 35 cents each |
| 2.2uF | 35 cents each |
| 3.3uF | 35 cents each |
| 4.7uF | 38 cents each |
| 6.8uF | 40 cents each |
| 10uF | 45 cents each |
| 22uF | 45 cents each |
| 33uF | 45 cents each |
| 47uF | 50 cents each |
| 100uF | 60 cents each |



MOVING COIL CARTRIDGE MODEL MC-100



- LOW COST BUT HIGH QUALITY!**
- ½" standard mount
 - Does not need transformer
 - Samarium Cobalt magnets for high output
 - Frequency Response 15Hz - 35kHz
 - Whopping 2.5mVout (1kHz/50mm/s)
 - Compliance 8 x 10⁻⁶ cm/dyne
 - 2.0 gram tracking force
 - 0.6mil Diamond stylus
 - Supplied with mounting hardware

STAGGERING VALUE \$49.50

PLESSEY SPEAKERS 12" PA UNITS FROM \$24.50

— LESS THAN 50cents/watt!!

New low price for quantity. OEMS please note!! The 50WRMS PA C300K05 is the most popular PA speaker around and we have sold hundred's. Our last (DEFINITELY) shipment is now here.

- | | |
|-------------|---------|
| 1-9 pcs | \$39.50 |
| 10 - 24 pcs | \$29.50 |
| 25+ | \$24.50 |



LAST CHANCE

3600 & 4600 SYNTHESISER CONSTRUCTION BOOK

The Australian edition of this very popular project book has been out of print for over 12 months. We now have the English edition of this popular book. If you missed out on the Australian edition then this is for you. (It contains the latest improvements such as the digitally scanned keyboard circuitry). Complete construction details on both synthesisers provided.

BOOK ONLY \$17.50

\$17.50

"How to play the Synthesiser" book \$12.50



ETI 160 POWER SUPPLY 13.8V @ 10A

Oodles of regulated high current! Great for powering your high power mobile or linear at home!! Can also charge up a car battery pretty smartly too!! The Jaycar kit comes with Beryllium Oxide washers to help get the heat out of the two MJ15004 series regulator transistors. Complete kit includes box.

ONLY \$79

INNER EAR MINI PHONE

- MODEL MT310
FEATURES: Samarium Cobalt magnets
102dB/mW
Weight 15 grams
Response: 50Hz-20kHz
Impedance: 32 ohms

Unit fits into the cusp of your ear. Can be worn under motorcycle helmets. Unbelievably clean sound.

ONLY \$19.50

HI-VOLTAGE HITACHI MOSFETS

V_{DD} 160V



The Hitachi complimentary Power Mosfets are very popular in Hi Fi and PA amplifiers. Up until now the very highest voltage versions have been hard to get. We now have these devices as well as the popular 2SK134 and 2SJ49 (140V) types.

The 2SJ50 and 2SK135 enable you to use higher rail voltages for higher power.

2SJ49 & 2SK134 **\$6.50** ea

2SJ50 & 2SK135 **\$8.50** ea

JAYCAR

125 YORK ST SYDNEY 2000
Ph. 2646688 Telex: 72293
Mail Orders To:
Box K-39 Haymarket 2000

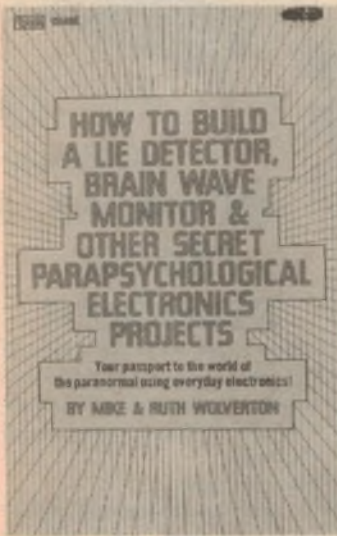
POST AND PACKING CHARGES
\$5-\$9.99 (\$1.20) \$10-\$24.99 (\$2.40)
\$25-\$49.99 (\$3.60) \$50-\$99.99 (\$4.80)
\$100 up (\$6.20)

NEW SHOP HOURS
Mon-Fri 8.30 to 5.30pm
Sat 8.30 to 12.00pm
Thurs night to 8.30pm

the structure of the Forth compiler. Along the way the lessons are enlivened by cheerful cartoons which help the explanations in the text. Whether you are using Forth or thinking about it from a professional or hobbyist level, this book can be highly recommended as a very clear, readable introduction.

Our review copy came from McGills Authorised Newsagency, 187 Elizabeth St, Melbourne. (PV).

Lie Detectors



HOW TO BUILD A LIE DETECTOR, BRAIN WAVE MONITOR AND OTHER SECRET PARAPSYCHOLOGICAL ELECTRONICS PROJECTS by Mike and Ruth Wolverton. TAB books, 1981, Soft covers 127mm x 210mm, 308 pages, illustrated with diagrams and charts. Price \$14.95. ISBN-0-8306-1349-8.

Sub-titled "Your passport to the world of the paranormal using everyday electronics", this book discusses the use of electronics in probing those human capacities which are as yet unrecognised by conventional science.

In 10 chapters, with an appendix on "The Basics of Electronics", the book covers telepathy, communications with plants, biofeedback, psychokinesis, human energy fields and acupuncture, dowsing, Kirlian photography, UFOs and "Raudive voices", those ghostly voices which some claim can be recorded on an unattended tape recorder.

Each chapter contains a number of electronics projects, such as strobe lights (supposedly to assist in achieving telepathic trance states) brainwave monitors and galvanic skin response (GSR) devices (popularly called "lie detectors"), devices for locating infrared "hotspots" on the body which correspond to the acupuncture points of Chinese medicine etc. If you want to


know how to build a Kirlian photography equipment, or a "UFO detector", then this is the book for you.

While we can't comment on the efficacy or otherwise of the devices described, it does appear that the circuit for the brain wave monitor circuit for example, as shown, has insufficient gain and discrimination to be capable of its stated purpose. Other devices, such as that for demonstrating the invisible heat energy of human beings are more effective — since this one consists of a bent drinking straw balanced on a pin.

In summary, the book is a bit of a patchwork with some parts excellently explained and others long and repetitious discussions of previous work such as the section on "pyramid power". If the book does serve a useful purpose, though, it is in bringing together so many odd facts (?) and information, and providing the means and the inspiration for the experimenter to follow up the authors' work.

Our review copy came from McGills Authorised Newsagency Pty Ltd, 187 Elizabeth St, Melbourne.

TV Antennas



TV ANTENNAS and SIGNAL DISTRIBUTION SYSTEMS, by M. J. Salvali. Published 1979 by Howard W. Sams Inc, Indianapolis. Soft covers, 217 x 137mm, 256 pages, illustrated with photographs and diagrams. ISBN 0 672 21584. Price \$14.75.

This book is basically a survey of the television antenna market in the USA. As such, the discussion in each chapter centres on typical commercially available antennas in that country. The same can be said of hardware such as masthead amplifiers, baluns, splitters and related equipment.

Even so, much of the content of the book applies to Australia as the general principles are the same and many of the

antennas discussed, whether for VHF or UHF, are very similar to models available in Australia.

In summary, this text is not of much use if you are interested in designing and building your own antennas but is otherwise sound in principles and well written. Our copy came from Jaycar Pty Ltd, 125 York Street, Sydney. (LDS).

Survey of Amateur Radio



DICK SMITH'S AUSTRALIAN AMATEUR RADIO HANDBOOK. Edited by S. Voron & D. Deger. Revised edition published 1982 by Horwitz Publications, Sydney. Soft covers, 211 x 134mm, 208 pages, illustrated with photos and diagrams. ISBN 0 7255 1200 8. Price \$7.95.

While this tome is titled as a handbook it really cannot be regarded as a useful reference for an active amateur radio operator. There is almost no theory at all. If it was to be regarded as a useful reference or a text it would have to feature sections on principles of radio communication, different types of RF modulation, radio circuits such as superhets and TRF receivers, antenna principles and so on.

It would be more correct to regard the book as a general survey of the amateur scene which is intended for anyone curious about this hobby. As such, it is a useful and easily read text which is sure to interest many a young and not-so-young reader. Sample chapter headings are as follows: What is Amateur Radio, Licensing requirements, Getting Started on the Airwaves, Accessories for the Shack. There are 15 chapters plus appendices.

Not surprisingly, the book is available from Dick Smith Electronics (LDS).

SAVE A FORTUNE ON SCANNERS

Why pay \$500 or more for a scanning receiver? Dick Smith has them from \$275! Get into the exciting world of scanning - it's the latest and fastest growing hobby in the world!



★ The new **DICK SMITH PRO 40 SCANNER**

STOCKS DUE IN THIS MONTH

Compare with similar performance elsewhere at nearly twice the price! The new PRO 40 Scanner from Dick Smith represents the state-of-the-art in computerised scanning receivers!

★ Completely solid state computer-controlled circuitry — no expensive crystals to buy — complete with backup battery for stored frequencies.

★ Specially prepared Australian instruction manual (written and produced by our own engineers). Other scanners often have hard-to-understand foreign instruction manuals.

★ Touch-type splashproof keypad for direct entry of all operational commands, frequencies etc.

★ Ideal as either a base or mobile scanner (operates from 12V — beware of others that don't operate from 12V!) with its own self-contained whip antenna or external plug-in antenna.

★ Complete with mobile mounting bracket and DC power cable. **LOOK AT THESE SPECIFICATIONS:**

Frequencies covered	68 to 88MHz — 136 to 174MHz — 360 to 512MHz.
Scanning steps	5, 10, 12.5, & 25kHz (depending on band)
No. of channels	40
Power supply	12 to 16 volts DC (battery memory backup 9V)
Scan rate	Approx 18/sec
Cat D-2805	

AND LOOK AT OUR LOW, LOW PRICE

★ **\$395⁰⁰** ★

★★ **Dick Smith's Australian Radio Frequency Handbook**

Enter the exciting world of scanning with this superb book. Covers everything you could possibly want to know about scanning. Watch our ads for further details.



★ **FAMOUS BEARCAT 20/20 SCANNER**

Catch all the action with this incredible receiver! It covers most of the VHF and UHF bands.

Listen to ...

Aircraft, amateurs, pagers, business radio, marine and harbour, UHF CB, taxis and more. Cat D-2810.

WHY PAY MORE? ONLY

\$475 ★

TOP NAME

★ **BEARCAT 150 FB SCANNER**

Listen to an amazing range of stations — ones you never get to hear. It's the latest hobby all over the world, and it's now in Australia.

You can hear ...

Fascinating broadcasts, emergency services, taxis, ambulances, security patrols, aircraft, satellites and more.

Cat D-2800 **\$275**

LISTEN TO THE WORLD

AMAZING RANGE!

WITH THE **FRG 7700SW**

If you want the most up-to-date short-wave communications receiver in the world, you want the Yaesu FRG 7700SW. Complete short wave coverage with ease of operation others only dream about. Features include timer, optional memory unit, all mode including FM, digital frequency readout with digital clock plus more. Cat D-2841



A LOW LOW \$499

SPECIAL: FRG 7700 MEMORY UNIT (D-2842) WAS \$149.50 NOW \$129.50

SAVE \$40!

HORNET II 40 ch AM/SSB

The latest in 40 channel CB technology. The quality of this unit is even better than the high standard set by its predecessor, the Hornet I, our most popular CB ever!

ONLY \$199⁰⁰ WAS \$229.50



★ Cat D-1710
DOC APP
NO. 249A006

Short wave Antenna Kit



Get the best reception from your receiver with this high quality shortwave antenna. Complete and ready to assemble and needs no soldering. Cat K-3490

ONLY \$9.95

DICK GETS FULL LICENSE VK2DIK

After 20 years, Dick has got his full license, and is going crazy on HF. He talked to everyone on the first leg of his flight. If you missed out — catch him on the second leg.



Dick Smith Ham Shacks are located in the Dick Smith stores listed below. You'll find a licensed amateur at each shack — someone who can talk your language and give you any help you need. (Amateur items also available at other Dick Smith stores.)



THE ULTIMATE!

FT ONE

Top of the line transceiver, it's got everything — SSB — AM — RTTY — CW — FM* — 100W PEP — Built in power supply. General coverage 150kHz - 30MHz. Cat D-2852

ONLY \$1975

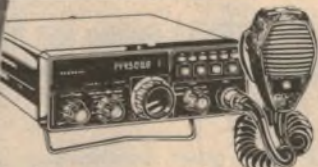
SAVE OVER \$300!

FT 107M/DMS

A masterpiece of solid state engineering — you only have to take off the cover and look inside to see the care and thought has gone into the design. HF-WARC band coverage of course in all normal modes (FSK included). A massive 240 W PEP input plus all the features you would expect from Yaesu. Great as a base or mobile rig. 13.5V and 240V supplies are built in. Everything you could want in a transceiver. Cat D-2871

WAS \$1328 NOW \$999

FC 107 ANTENNA COUPLER Cat D-2873 \$199



TOP 2m RIG FM, CW & SSB

FT480R

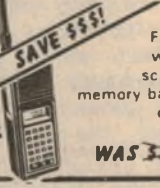
'The Total Performance' machine. You get more than you'd expect. FM, SSB & CW over the full 2 metre band, with 2 VFO's, scanning and more. Cat D-2887

ONLY \$514



FT 230R 2m ONLY \$359

Super compact FM 3/25 watt synthesised — LCD — 2 VFO's — 10 memory plus scanning. It's out of sight 2m radio!! Cat D-2893



FT 208R 2m

FM — hand held. 800 chan loaded with features: LCD, 10 memories, scanning, hi/lo power, touch tone, memory backup, and comes complete with charger and battery. Cat D-2889

WAS \$368 only \$325



FL 2050 2m linear 70 watts output for 10 watts input. Great for mobile 13.8V operation. Perfect with our FT 480R and hand helds. Cat D-2547

WAS \$289 NOW \$199



FL2100Z 1.2kW LIN. AMP

For the amateur who wants to push out a strong signal. Easy to operate. Cat D-2548

SAVE \$12! WAS \$580 \$568 THAT'S LESS THAN 48¢ PER WATT!



FT 290 R 2m

All mode — scanning, portable plus LCD plus 2 VFO's plus 10 memories plus hi/lo power plus built in antenna plus NB plus memory backup. Cat D-2885

and it's only \$349



FT707

What a performer packed into such a tiny package! All HF bands (incl. WARC). Check it out! Cat D-2869

WAS \$798 ONLY \$765

V5JR 5 Band Vertical

Virtually unnoticeable in your backyard, this is a highly effective antenna. Covers 80-10m. Cat D-4305

ONLY \$99



FT 102 HF ALL MODE TRANSCEIVER

New from Yaesu and Dick Smith. Look at these great features. Unique recessible controls for VOX GAIN, DELAY, MIC GAIN, COMP, NB LEVEL and FM SQL dual meter allowing much more all around operating convenience; novel chassis design and rugged cabinet construction AND MUCH MORE. Come in and check it out! Cat D-2880

\$1195

\$299

ANTENNA COUPLER Power handling capability of 1.2kW Cat D-2881

EXTERNAL SPEAKER with special audio filters. Cat D-2883

EXPECTED EARLY SEPTEMBER

\$69



DICK SMITH HAM SHACK

SAVE OVER \$40! WAS \$398

- Sydney 125 York St. 290 3377
- Sydney 6 Bridge St. 27 5051
- Gore Hill 439 5311
- Melbourne 399 Lonsdale St. 67 9834
- Springvale Dandenong Rd. 547 0522
- Richmond 656 Bridge Rd. 428 1614
- Brisbane: Buranda 166 Logan Rd. 391 6233
- Chermside 842 Gympie Rd. 596255
- Perth 414 William St. 328 6944

The stores at right stock this complete list of Dick Smith Amateur Radio equipment. All other Dick Smith stores stock some amateur equipment but may not be able to give you the service of Ham Shack stores listed.

Shortwave Scene



by Arthur Cushen, MBE

Radio for the Print Handicapped opens in Hobart

Following the success of 3RPH Melbourne, 7RPH Radio for the Print Handicapped is now operating in Hobart on 1620kHz for six evenings a week.

The opening of 7RPH was observed on Saturday June 26, and since then their transmissions have been received each evening except Sunday. The broadcasts are on 1620kHz using 500 watts and a 40 metre tower carries the antennas on top of Mt Nelson. The station is aimed at those who have reading problems, and operates Monday to Friday 0700-1200UTC and Saturday 0700-1400UTC. The address is Radio for the Print Handicapped, GPO Box 1393P, Hobart, Tasmania 7001.

The opening of 3RPH on 1705kHz has stimulated an interest in a reading service for those who are blind or visually handicapped. This type of service is widely used in the United States. The sub-carrier of an FM transmitter is used and the material for the blind listener is received on a special converter which enables information to be picked up which would not be available to the normal listener.

Radio for the Print Handicapped in Melbourne, 3RPH operates on 1705kHz and is heard on a similar schedule to 7RPH, while two other stations, 2RPH Sydney, listed for 1750kHz and 4RPH Brisbane 1760kHz, are planned.

Basically the programs are the reading of newspapers and other spoken information and a special broadcast of interest to the disabled, with few items of recorded music.

Melbourne station 3RPH has a program for the radio minded listener on the first Thursday of each month when Peter Walsh is heard with his radio enthusiasts program at 1230UTC. The address of 3RPH is: 7 Donald Street, Prahran 3181, Melbourne.

DENMARK'S NEW SCHEDULE

Following the initial broadcasts from Copenhagen, Denmark on their new 50kW transmitter, some frequency changes have been made.

The transmission to Australia has been retimed to 2200-2255UTC and is now on

15165kHz. The other transmission at 1100-1155UTC remains on 25850kHz. A new frequency, 11825kHz, is now scheduled which could be changed to 11860kHz for the broadcast to Greenland and the Pacific 0100-0155UTC. The frequency of 17770kHz is used at 0900-0955, 1000-1055 and 1300-1355UTC. All other broadcasts are on 15165kHz and are broadcast at 1630, 1800, 1900, 2000, 2030, 2100, 2200, 2300 and 0000UTC, all for 55 minutes except the transmission at 2030 which lasts for 20 minutes. The station will send a colourful verification card, a painting symbolising the Danish national anthem "There is a lovely land".

The Danish 50kW transmitter is situated in Herstedvester some 25 kilometres from Copenhagen. Two 500kW transmitters are planned to be ready for use around 1985. The address for reception reports is, The Voice of Denmark, 1999 Copenhagen, Denmark.

NEW VOA CHANNELS

The Voice of America was reported last month as operating on several out-of-band channels and information on the location and power of these transmitters has now been received from Washington.

The broadcasts on 9840kHz originate from the Greenville transmitter site in South Carolina and use 500kW with broadcasts in English at 0500-0700UTC to Europe. Broadcasting in French to Africa from 0500-0630 and to Europe from 1500-1800 is on 15880kHz; 0400UTC to Eastern Caribbean and South America; 21840kHz also uses 50kW from Greenville and broadcasts to Europe from 1200-1600UTC.

LIBERIAN SIGNAL

For many years ELBC, operating on 3255kHz, was the only Government station in Liberia, but in recent years ELWA Monrovia is more widely reported.

The reception of Monrovia signals on 3255 have been reported in Australia and New Zealand. Listening in the afternoon in New Zealand reception has been possible from around 0500UTC when programs are in the local dialect, continuing with music up to 0558UTC. Station identification is given in English and then follows some commercials with news in a local language at 0600. During the program there is several identification signals and a rooster crowing is frequently heard.

Listeners in Australia are hearing the transmission at 2100UTC when English is broadcast on the frequency, including a news bulletin.

SOUTH AMERICAN NEWS

ARGENTINE: Radio Argentine External Service has retimed its English news bulletin and this is now heard 2230-2300UTC on 11710kHz. Three other bulletins are heard on this frequency, at 0100, 0230 and 0430 and each program is 30 minutes in duration. During the recent conflict in the South Atlantic, Radio Liberty was heard over a period of 2 months on 17740kHz with programs beamed to the British Fleet, but this station has now ceased operation.

BOLIVIA: Radio Riberalta listed on 4697kHz has been heard on 4710kHz closing at 0415UTC. The station should also be heard opening at 1100UTC on this new frequency. On the adjacent channel of 4730kHz Radio Abaroa was received with a broadcast running past 0430UTC.

NICARAGUA: The Voice of Nicaragua continues to be received on 5950kHz with broadcasts up to closing at 0600UTC. The complete schedule is 0200-0600, while in New Zealand the medium-wave frequency of 620kHz has also been received.

PERU: Radio JSV, Jesus Americo Santa Cruz Valencia, is a new station heard on 6065kHz opening 1030UTC. According to a verification letter received by a member of Radio Nuevo Mundo in Japan, the station manager states that

the power is 5000W and that the antenna is a 12 metre dipole. Radio JSV is located in Huanuco.

VENEZUELA: A new regional short-wave service has been noted on 9640kHz, the transmitter is 50kW and the address is R. Nacional, Ap. 80567, Caracas. According to the WRH Newsletter, La Voz de Venezuela is expected to operate shortly with 2500kW transmitters on 1240kHz medium-wave.

The time signal on 6100kHz YVTO is well received throughout this area during our evening listening. The station broadcasts from Caracas and gives time announcements and identifications in Spanish and is best around 0800UTC.

RADIO NEW ZEALAND

At the end of March the Short-wave Service of Radio New Zealand was faced with closure when the Government withdrew \$180,000 subsidy to keep the transmission in operation. Since then the Short-wave Service has continued with funding from the Broadcasting Corporation of New Zealand. This has meant that only the National Program is relayed on Shortwave, and special material such as "Arthur Cushen's DX World" which was broadcast for 22 years has been temporarily ended. A tentative schedule for broadcasts from September 5 has been issued; To the Pacific on 11960kHz at 1800-2115UTC; 15485kHz at 1800-2115, and 0830-1215UTC and 17705kHz at 2130-0815UTC. To Australia on 11960kHz 0830-1215UTC and on 15485kHz at 2130-0815UTC.

NEWS FROM QATAR

A new frequency is now in use by the Qatar Broadcasting Service, which is using 17910kHz at 0900-2100UTC. Other transmissions are on 15505kHz at 0245-1000 and 9570kHz 0245-1600UTC.

Notes from readers should be sent to Arthur Cushen, 212 Earn Street, Invercargill NZ. All times are UTC (GMT). Add eight hours for WAST, 10 hours for EAST and 12 hours for NZT. In areas observing daylight time, add a further hour.

DO YOU WANT TO BE A RADIO AMATEUR?

The Wireless Institute of Australia, established in 1910 to further the interests of Amateur Radio, conducts a Correspondence Course for the A.O.C.P. and L.A.O.C.P. Examinations conducted by Telecom. Throughout the Course, your papers are checked and commented upon to lead you to a successful conclusion.

For further information, write to

**THE COURSE SUPERVISOR
W.I.A. (N.S.W. DIVISION)
P.O. BOX 1066
PARRAMATTA, N.S.W. 2150.**

INTERESTED IN ELECTRONICS? THEN WHY NOT TURN YOUR HOBBY INTO A CAREER?



Alan Mulraney, Stott's Graduate, in his workshop.

In this fast-changing electronic world people with interest and training are going to be in demand. Turn your interest into a lucrative career in any one of the following fields:

**Computers • Industrial Controls • Medicine
Radio Communications • Domestic Radio & Television**

Electronics plays an important role in these and many other fields. With a Stott's Home Study Course, training is easy, and will prepare you for a career in the manufacture, installation, commissioning, sales or servicing of electronic equipment.

You'll have experienced, professional instructors who will guide you through an integrated theory/practical program. They'll give you individual attention and advice, and prompt replies to all test assignments and queries. And best of all, you'll study at your own pace, in your own home.

Send the coupon today. It may be the smartest move of your life.

Stotts 
TECHNICAL CORRESPONDENCE COLLEGE

The name to trust in correspondence education.

Please send me free, and without obligation,
full details of the following courses:

(PLEASE PRINT)

MR MRS MISS _____ AGE _____

ADDRESS _____

POSTCODE _____

Stott's undertake that no sales counsellor will visit you.

Melbourne, 159 Flinders Lane, 3000 Tel: 63 6212
Sydney, 383 George Street, 2000 Tel: 29 2445
Brisbane, Suite 3, 65 Mary Street, 4000 Tel: 221 3972
Adelaide, 85 Pirie Street, 5000 Tel: 223 3700
W. Perth, 25 Richardson Street, 6005 Tel: 322 5481
Hobart, 1st Fl, 29 Argyle Street, 7000 Tel: 34 2399

The Stott's range of courses
in Electronics is:

Intro to Electronics
Digital Electronics for
Technicians/ Servicemen
Microprocessors
AM Radio Receivers
Radio/TV Servicing
Colour Television

ALA/ST3596/EA9/82

New Products ...

Product reviews, releases & services

We test the "Musolink" FM wireless guitar link

Neat and compact, the "Musolink" FM wireless guitar link can be clipped onto the guitarist's belt. It enables an electric guitar to be used with an FM tuner up to a range of 50 metres.

Those readers familiar with rock and roll music will be aware that guitarists often incorporate quite energetic stage movements into their performance. In fact, some guitarists' antics can best be described as frenzied. If that fits your requirements for guitar playing, then the mobility allowed by a wireless link will no doubt appeal.

Musolink can be used with any FM receiver capable of tuning from 88-108MHz, and allows an electric guitar to be used without trailing leads. It comes housed in a sturdy metal case fitted with a spring steel clip so that it can be attached to the player's belt. The antenna — a 40cm length of flexible wire — hangs at the guitarist's side.

The only control is an on/off switch and this is fitted to a recessed panel at one end of the case so that it cannot be accidentally bumped. An adjacent LED provides power on/off indication, while an RCA input socket accepts the guitar signal. Power is normally provided by a 9V battery, although a rechargeable NiCd battery can also be used.

If a NiCd battery is used, it can be recharged via a 3.5mm jack socket at the opposite end of the case, adjacent to the antenna outlet. Also provided is a screwdriver slot adjustment which enables the transmitter output frequency to be adjusted over the domestic FM band. Some caution should be exercised in this respect however, as tuning to a broadcast station frequency will result in interference.

We tested the Musolink and found that it performed satisfactorily with both portable FM radios and more elaborate FM stereo tuners and receivers. However, while the carrier signal strength is typically sufficient to give a maximum reading on a signal strength meter, the modulation depth could be greater. Generally, it is necessary to turn the volume control up to quite a high level in order to achieve sufficient sound output from most stereo receivers.

In use, the transmitter did not appear to affect the quality of the guitar sound in any way. Frequency response also appeared to be satisfactory, with the pro-



"Musolink" FM wireless guitar pick-up.

viso that it is necessary to strike the higher notes quite firmly to achieve satisfactory volume. This is due to the fact that the smaller diameter strings used for the higher notes are not able to modulate the signal as efficiently. As a result, it is unlikely that the user would be able to achieve any over-modulation ("fuzz") type distortion. Whether this is a disadvantage or not will depend on your preference in music.


"Musolink" retails for \$149.50 and is available from Jaycar Electronics, 125 York St, Sydney, 2000.

Kit for radioteletype modulator/demodulator

GFS Electronic Imports now has available a radioteletype modulator/demodulator which can be supplied either as a fully assembled printed circuit board or as a kit.


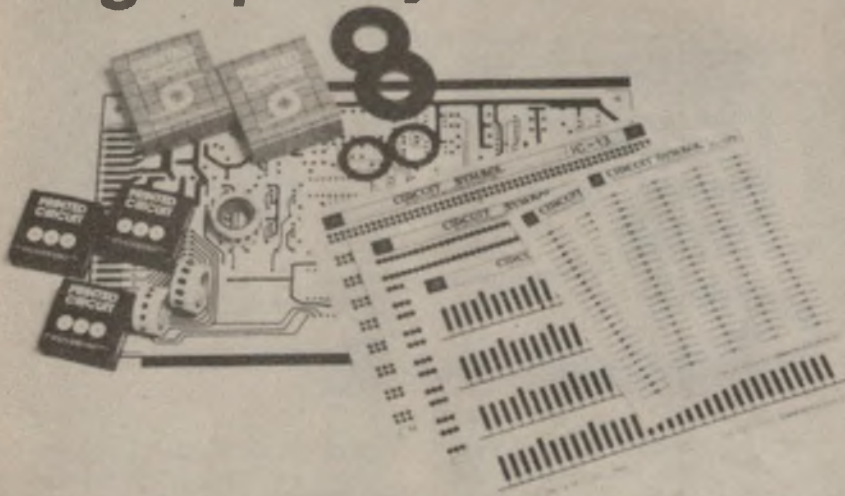
The MDK-17 terminal unit offers LED indication for easy tuning of received signals, 10 ports for all combinations of TTL and 20-60mA send/receive connections, and an open collector output for direct keying of HF transmitters. Both HF and VHF amateur and commercial use is supported, at baud rates of 45 to 50 and a shift of 170Hz. Other baud rates and shifts can be accommodated with some component changes.

Cost of the unit is \$145 assembled and tested or \$95 for the kit, both plus \$5 postage and packing. For additional information contact GFS Electronic Imports, 15 McKeon Rd, Mitcham, Vic.



MDK-17 radioteletype terminal unit comes as a kit or fully assembled.

High quality PCB artwork materials



Direct Etch
Transfer Lettering
for PCB artwork

**20% CHEAPER THAN MOST BRANDS
BUT NO SACRIFICE IN QUALITY**

Izumiya I-C pressure sensitive artwork tapes and films satisfy all of your PCB design and schematic requirements. Our **I-C Tapes** come in 47 different widths, from 0.25mm to 20.00mm ± 0.05mm. The tapes are available in two colors, black crepe and transparent red. The **I-C Packs** come in eight different shapes, including circles, squares, teardrops, triangles, etc., 91 sizes, and two colors. Sizes are guaranteed to ± 0.05mm. Our **I-C Circuit Symbols** offer a complete line of connector films and schematic symbol films in 143 sizes for maximum flexibility. Of course we can custom make any lettering, symbol, logo, etc. at your request. Available 1 to 1 or 2 to 1 *Send 50 cent Stamp for Illustrated Catalogue

IC IZUMIYA I-C INC.

Sole Australian Distributor

ELLISTRONICS PTY LTD

289 LATROBE ST. MELBOURNE. 3000
PHONE (03) 602 3499
TELEX AA37758 LSTRON.

ELLISTRONICS PTY LTD

FACTORY AUTHORISED DISTRIBUTORS IN AUSTRALIA
MACHINE TOOL CORPORATION



WIRE WRAPPING TOOLS


and Accessories INDUSTRIAL & PROFESSIONAL

Most wanted items ex-stock. Just Wrap kits

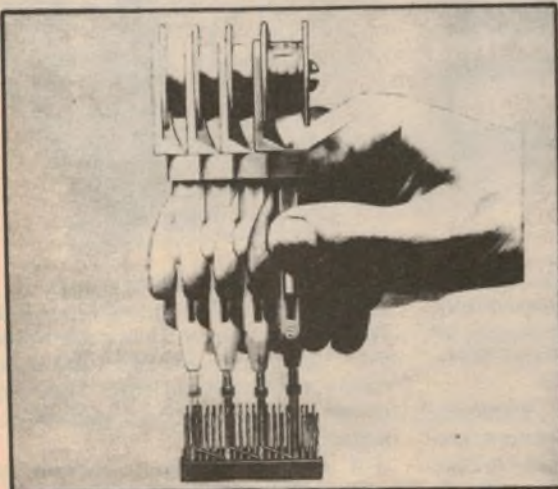
JUST WRAP™ WIRE-WRAPPING TOOL

WHY CUT? WHY STRIP? WHY SLIT? WHY NOT JUST WRAP?

- AWG 30 Wire
- .025" Square Posts
- Daisy Chain or Point to Point
- No Stripping
- Built-in Cut Off
- Easy Loading of Wire
- Available Wire Colours: Blue, White, Yellow & Red



JW-1-B BLUE 50 FOOT ROLL & JUST WRAP TOOL
JW-1-W WHITE 50 FOOT ROLL & JUST WRAP TOOL
JW-1-Y YELLOW 50 FOOT ROLL & JUST WRAP TOOL
JW-1-R RED 50 FOOT ROLL & JUST WRAP TOOL



New Products

Modem eliminator for local networks

A new Modem Eliminator series offering selectable speeds up to 614,400bps has been released by Professional Australian Systems of Thornbury, Victoria.

The Modem Eliminators permit the direct connection between terminals and computers giving substantial annual savings on medium and high speed modem rentals.

The PAS Modem Eliminator regenerates send and receive signals, and has been designed for communication channels where clocks are required for synchronous working, at speeds up to 614,400 baud. It is available as a rack-mounted system of up to seven channels, as a single channel unit, or as an integral part of PAS's Mini Rack system.

Each channel provides buffered Tx and Rx data, transmit and receive clocks, "request to send", "clear to send", "carrier detect", "data terminal ready" and "data set ready" signals. Adjustable delay settings range from 8ms to 500ms between RTS and CTS. The clocks to both computer and terminal have selectable transmission speeds of settings from 300 baud to 614.4 kilobaud through a switch on the front panel.

Front panel indicators provide an instant visual display of activity on the link. Input and output signals are via standard 25-pin female D connectors and single and multiple systems are double insulated from the 240V/50 Hz power supply.

For more information contact Professional Australian Systems, 883a High Street, Thornbury, Vic, 3071.

"Super bright" LEDs now even brighter

Following on the heels of their success with "super bright" LEDs with a luminous intensity of 200 millicandelas (see EA, May, 1982), Stanley Electronics has announced the development of LEDs with a luminous intensity of 500mcd at 20mA, claimed to be the brightest available.

In addition to their use where high brightness is required, the Stanley LEDs can be used in place of normal indicators, requiring a fraction of the current for the same light output.

Super bright LEDs are available from stock from Soanar Electronics Pty Ltd, 30 Lexton Rd, Box Hill, Vic, 3128.

Options enhance Databar code reader



A number of enhancements and optional features are now available for the Databar Model 401 Bar Code Reader. The reader was the first of a range of Australian designed and manufactured Bar Code readers released last year (see EA, July, 1981).

A 16-character alphanumeric display is available as an option, showing the last symbol scanned. The display may be addressed by the host computer to give the operator prompt messages, feed-back information or echo transmitted data as verification. The display uses 18-segment LED characters.

A numeric keypad may be fitted in addition to the display to provide the choice of key entry or bar code entry.

Characters are displayed as keys are pressed and may be transmitted to the computer in similar format to a bar code message. Data are prefixed with a character identifying bar code or keypad entry.

The basic reader has been upgraded to now support Codabar, Code 39, 2 of 5 or APN Bar Codes. Multiple code operation, with automatic selection, or other bar code formats can be provided on special order. Data transmission rates now extend from 110 to 9600 baud, with a protocol allowing up to 16 readers to share a single serial I/O port.

For more information contact Nortronic Instruments, Box 995, GPO Sydney, NSW, 2001.

Power line conditioner from Warburton Franki




Warburton Franki now has available the Topaz Series Z frequency converters, designed to convert the frequency of available AC power to a fixed 50Hz, 60Hz or 400Hz output.

The converters provide frequency stability, output voltage regulation and noise isolation, reducing input voltage variations of up to +8% and -13% to

within 1% of the nominal value.

Topaz Series Z frequency converters are available from stock in power ratings from 200VA to 2000VA. All models feature overload and short circuit protection and a choice of automatic or manual restart.

For more information contact your local Warburton Franki office.



for bread-boarding and test equipment

Recently, an extensive study was conducted by an independent research organization on what product qualities most influence professionals in their choice of electronic instruments. Know what they said?

Lower price. Small more compact packages. Simpler operation. Which is exactly what our product philosophy has always been. But that's no co-incidence!

GSC products are not just designed for the task, they are designed for the market, and engineered to be innovative in approach, technology and value.

More than a half million customers worldwide have chosen GSC products over any other. We have gone to a lot of trouble to build our reputation, and we are proud of our success.

That is why we think it is worth your time to take a closer look at the GSC products now available in Australia. They have proven our philosophy time and again.

Send for a free catalogue on the following product groups.

- GSC solderless bread boards
- GSC Proto-Board® solderless bread boards
- The Logical Force™ digital troubleshooters
- GSC pulse and function generators
- GSC MAX frequency Counters

You will see the features, the prices and the benefits that have made these products so popular.

For further information and free catalogue please contact — Australian Distributor



COMMQUIP PTY. LTD.

The Electronics and Communications Professionals.

PO Box 74, Leederville, WA 6007
 9 Douglas St, West Perth, Western Australia
 Telephone (09) 328 9451 Telex AA94918

New Products

Kit makes complete synthesiser voice board

NRG Electronics now has available a complete kit for a low cost music synthesiser voice board, the 82/02. Once assembled the board provides all necessary circuitry to form the heart of a fully fledged synthesiser.

The NRG voice board provides all the basic features found in commercially available synthesisers, including two voltage controlled oscillators, a 24dB/octave low pass filter and two four-part envelope shapers.

All variable functions including pitch and pulse width of the VCOs, cutoff frequency, resonance of the filter, and attack, decay, sustain and release parameters are voltage controlled for easy connection to external controllers, sequencers and computer controlled digital to analog converters.

Eight switch inputs select waveforms for the two voltage controlled oscillators, oscillator synchronisation and intermodulation. The oscillators are scaled for a standard response of one octave per volt and a 10-octave range is possible. The voice boards can be connected in parallel for a multi-voice system.



NRG synthesiser voice board kit can be used with a keyboard or computer control.

A 14-page instruction manual is supplied with the kit, with full assembly and setting up procedures.

For further information contact NRG Electronics, 135 Rae St, North Fitzroy, Vic, 3068.

LED bar-graph display from Datel Intersil

Recently released by Datel Intersil (USA), the DBM-20 level meter and controller is a panel mounted 20-segment red LED bar display. It accepts DC or slowly varying AC signals and converts

them to digital form for display as a progression of lighted LED segments in a bar graph format.

The display unit can also control external circuits, as it provides a TTL compatible output which can be wired from any LED to a rear panel connector. Internal pads are provided for circuits such as a DIP relay controller or a driver IC supplied by the user.

Input voltage range is from +0.1V to +2.4V full scale. The meter has an instant response with no overshoot, and can be used in either bar or dot modes.

Further information is available from Elemeasco Instruments Pty Ltd, PO Box 30, Concord, NSW, 2137 or offices in other states.

GEC Australia Ltd to represent Marconi

Marconi Communication Systems has appointed GEC Australia Ltd sole Australian representative for all products manufactured by its England-based Broadcasting Division.

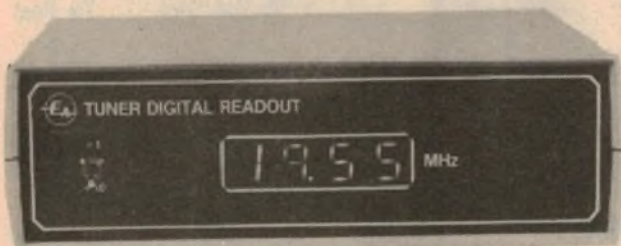
GEC Australia will represent Marconi through GEC Electronics and GEC Control and Automation Divisions.

Marconic produces a comprehensive range of sound and television broadcasting units.

For more information contact GEC Electronics, 2 Geffnock Ave North Ryde, NSW, 2113.

Coming Next Month * * *

Digital Readout for AM tuners



Suitable for use with most AM tuners, this digital readout covers both the broadcast band and the short-wave bands to 30MHz. Resolution is 1kHz for all frequencies and display update time is 0.2s.

**ON SALE:
Wednesday, October 6th**

Fluorescent Starter

Held over from the September issue, this solid state starter eliminates blinkety-blink turn-ons. All the parts are housed in a standard starter case so the light wiring does not have to be modified.

Speech Synthesiser

If your computer has a Centronics printer interface it can use this Voice Synthesizer which is based on the Votrax phoneme system. That means that it does not have a set vocabulary but can be programmed to say anything you want to hear!

PLUS: an article on distribution systems for TV receivers and VCRs.

* Our planning for this issue is well advanced but circumstances may change the final content. However, we will make every attempt to include the articles mentioned here.

Tap the SOUL of your instrument with the fantastic C-ducer



By sticking a flexible tape microphone onto your acoustic instrument, you can 'shape' the sound according to your taste before using tone controls. You can actually create a personal sound.

You have a choice of preamplifiers too. A C-ducer Gigster which clips onto your belt and plugs into a stage amp/mixer, or a C-ducer

Professional unit for studio and high quality stage performance.



For professionals, semi-professionals or the serious amateur or simply anyone who wants to bring out the real soul of their acoustic instrument - the C-ducer flexible tape microphone is for you.

R.H. Cunningham
PROVIDED

146 Roden St. West Melb. Vic. 3003 Ph: 329 9633 Telex 31447
4-8 Waters Rd. Neutral Bay, N.S.W. 2089. Ph: 909 2388 Telex 21707

RHC005

RADIO DESPATCH SERVICE

869 George St., Sydney,
NSW 2000 (Near Harris Street)
Phone 211 0816 • 211 0191

Open: Mon-Fri 8am to 5.30pm
Thursday night late shopping
till 8.30pm Sat 8am to 11.45am

MAIL ORDER CUSTOMERS

P&P CHARGES:

Local (NSW) \$3.50
Interstate \$4.50



FLUKE[®]

DIGITAL MULTIMETERS



HANDHELD MODELS

	Tx Ex	Tx Paid
	\$	\$
8020B	210.00	238.48
8021B	165.00	187.38
8022B	155.00	176.02
8024B	265.00	300.94
Case	15.00	17.03

(All handheld models)

BENCH MODELS

	Tx Ex	Tx Paid
	\$	\$
8010A	290.00	329.33
8012A	375.00	425.86
8050A	415.00	471.28
Case	40.00	45.43
	(8010A & 8012A only)	
Case	55.00	62.46

Note:

Handheld DMM's include battery, test leads, instruction manual, pocket-size operator's card and certificate of calibration.
Benchtop DMM's include line cord, test leads, instruction manual, and certificate of calibration

COME AND SEE US NOW!



MAIL ORDERS TO: RADIO DESPATCH SERVICE


869 George St., Sydney 2000

Phones: (02) 211 0191 • 211 0816

New Products

New 4½ digit Fluke multimeter

The Fluke 8060A handheld multimeter is a microcomputer based 4½-digit instrument which features, in addition to standard functions, true RMS measurements for signals up to 100kHz, frequency measurements up to 200kHz, resistance ranges to 300MΩ, and the ability to store any measurement as an offset (a positive or negative relative reference value).



Continuity testing (with a selectable audible or visual indication), conductance, and constant current source diode testing are also included, together with the display of any voltage measurement in dBm referenced to 600Ω, or relative dB.

A multiplexed LCD display provides a special function indicator, low battery warning and a self-diagnostic display. The 8060A is powered by a standard 9V alkaline battery, providing 170 hours of continuous operation, or by an optional AC power supply.

Also available is the Fluke 8062A, a companion model without frequency, dB and conductance functions.

Fluke multimeters are distributed by Elmeasco Instruments Pty Ltd, 15 Macdonald St, Mortlake, NSW (PO Box 30, Concord, NSW, 2137).

World market for new Philips mobile



Australian based manufacturer Philips Telecommunications Manufacturing Company Pty Ltd has designed and developed a new range of "state of the art" mobile transceivers for the world market.

Called the 900 Series, the range has been developed around a microcomputer which controls a single loop synthesiser, replacing the conventional crystal. The microcomputer also controls the main circuit elements of the mobile transceivers, allowing provision of specific customer requirements by programming an EPROM rather than by hardware additions.

The 900 Series includes three main units; the 91 dash mounted pushbutton control module linked to a trunk mobile, the 92 dash mounted control module for connection to an extended control mobile and the compact 92 dash mounted transceiver.

Top of the range is the 91 mobile, with 120 channel capacity, intended for use by police, customs, security forces etc. It features an exclusive "intelligent" muting circuit which greatly extends the usable range of the transceiver.

Options available for the model 91 include selective call, duplex opera-

tion, status and identification, automatic vehicle identification and continuous tone squelch.

The model 91 control unit is said to be very easy to operate, with illuminated touch sensitive controls and an eight digit LED display which indicates the channel selected, mode and transceiver status, mute and transmitter power output level and other pre-programmed messages.

The model 92 is a 40 channel system, tailored for small to medium capacity systems. The use of a frequency synthesiser means that multi-channel use can be provided by re-programming an EPROM rather than by substituting crystals.

Manufactured at Philips' Clayton plant in Victoria, the 900 series mobiles have already attracted overseas inquiries for manufacturing licensing agreements. As General Manager of Philips-TMC Mr Ian McKenzie says; "We have designed them for the world market. They meet European, American, Canadian and Asian approval requirements as well as the Australian regulations."

For further information contact Philips-TMC, Clarinda Rd, Clayton, Vic 3168.

Cadin/Clift Electronics instrument case

A new instrument case, model I/C-1, moulded in impact resistant ABS plastic is now available from Cadin/Clift Electronics Pty Ltd. Features of the new case include stylish rounded corners and internal provision for a variety of PCB mounting positions.

Internal slots are provided for recessed mounting of front and rear panels, and two blank panels of easily cut styrene are included with the case. PCB mounting hardware and self adhesive rubber feet are also provided.

Dimensions are 132mm x 129mm x 38mm, making the case ideal for small instrumentation applications.



For further information contact Cadin/Clift Electronics, PO Box 33, Ringwood East, Vic 3135. Phone (03) 870 0684.

NEW STORE
opening October
in Carlingford
 AT CARLINGFORD COURT NEXT TO KENTUCKY FRIED CHICKEN

JAYCAR - for hard to get Semiconductors

WE NOW STOCK HUNDREDS MORE IC'S THAN MOST OF OUR COMPETITORS AT
 THE BEST PRICES AROUND

CMOS

4000	Dual 3 Input NOR Gate	35
4001	Quad 2 Input NOR Gate	40
4002	Dual 4 Input NOR Gate	48
4006	18 Stage Static Shift Register	40
4007	Dual Complementary Pair Plus Inverter	38
4008	4 Bit Full Adder	95
4009	Hex Buffer (Inverting)	\$1.10
4010	Hex Buffer (Non Inverting)	90
4011	Quad 2 Input NAND Gate	35
4012	Dual 4 Input NAND Gate	20
4013	Dual 0 Flip Flop	90
4014	8 Stage Static Shift Register	\$1.00
4015	Dual 4 Bit Static Register	95
4016	Quad Analog Switch	50
4017	Decade Counter/Divider	\$1.20
4018	Resettable Divide by N	50
4019	Quad AND OR Select Gate	75
4020	14 Stage Binary Counter/Divider	\$1.45
4022	Divide by 8 Counter/Divider	1.25
4023	Triple 3 Input NAND Gate	20
4024	7 Stage Binary Counter/Divider	\$1.18
4025	Triple 3 Input NOR Gate	35
4026	Decade Counter 7 Seg Output	\$2.20
4027	Dual JK Flip Flop	90
4028	BCD to Decimal Decoder	\$1.18
4029	Presettable Up/Down Counter	\$1.25
4030	Quad 2 Input EXCLUSIVE OR Gate	80
4031	64 Stage Static Shift Register	\$2.20
4032	Triple Serial Adder	\$1.95
4034	8 Stage TRI STATE Universal BUS Register	\$2.95
4035	4 Bit Shift Register	90
4038	Triple Serial Adder (Negative Logic)	\$1.95
4040	12 Stage Divide by 12 Counter	\$1.65
4042	Quad Clock D Latch	70
4046	Micropower Phase Lock Loop	\$1.55
4047	Low Power Monostable Multi	75
4049	Hex Inverting Buffer	\$1.75
4050	Hex Buffer (Non-Inverting)	75
4051	8 Channel Analog Multiplexer	95
4053	Triple 2 Channel Analog Multiplexer	\$1.75
4055	4055	50
4066	Quad Analog Switch	80
4067	1 of 16 Analog Switch	\$2.95
4068	8 Input NAND Gate	48
4069	Hex Inverter	70
4070	Quad 2 Input EXCLUSIVE OR Gate	48
4071	Quad 2 Input OR Gate	48
4073	Triple 3 Input AND Gate	65
4075	Triple 3 Input OR Gate	60
4076	Quad 0 Flip Flop	\$1.25
4077	Quad EXCLUSIVE NOR Gate	50
4078	8 Input NOR Gate	65
4081	2 Input AND Gate	80
4083	Quad 2 Input NAND Schmitt Trigger	60
4411	4411	\$1.75
4426	Decade Counter 7 Seg Output	\$2.20
4500	4500	\$2.50
4501	Triple Gate	\$1.95
4502	Stratob Hex Inverter	\$1.95
4503	Hex 3 Stage Buffer (Non Inverting)	95
4508	Dual 4 Bit Latch	\$6.00
4511	BCD to 7 Seg Decoder/Driver	\$1.50
4512	8 Channel Data Selector	\$1.25
4514	4 to 16 Line Decoder/4 Bit Latched	\$2.50
4517	Dual 64 Bit Static Shift Register	\$1.95
4518	BCD Up Counter	\$1.50
4520	Dual Binary Up Counter	\$1.50
4526	Programmable 4 Bit Binary Counter	\$1.25
4528	Dual Mono Multi	\$2.65
4538	Dual Mono/Precision Multi	\$2.65
4543	BCD to 7 Seg Latch/Decoder/Driver/LCD	\$1.95
4553	3 Digit BCD Counter	\$6.50
4557	3 to 64 Bit Variable Length Shift Register	\$3.50
4581	8 Bit	\$3.50
4582	Look Ahead Carry Block	\$2.50
4584	Hex Schmitt Trigger	\$1.65

74LS TTL

74LS00	Quad 2 Input NAND Gate	40
74LS01	Quad 2 Input NOR Gate	40
74LS02	Quad 2 Input NOR Gate	48
74LS03	Quad 2 Input NAND Gate	40
74LS04	Hex Inverter	38
74LS05	Hex Inverter (oc)	95
74LS08	Quad 2 Input AND Gate	\$1.10
74LS09	Quad 2 Input AND Gate (oc)	90
74LS10	Triple 3 Input NAND Gate	20
74LS11	Triple 3 Input NAND Gate (oc)	90
74LS12	Triple 3 Input AND Gate (oc)	90
74LS13	Dual NAND Schmitt Trigger	\$1.00
74LS14	Hex Schmitt Trigger	95
74LS15	Hex Schmitt Trigger (oc)	95
74LS16	Quad 2 Input AND Gate	50
74LS17	Dual 4 Input AND Gate	\$1.20
74LS18	Triple 3 Input AND Gate	50
74LS19	8 Input NAND Gate	75
74LS20	Quad 2 Input OR Gate	\$1.45
74LS21	Quad 2 Input NOR Gate (oc)	20
74LS22	1 of 10 Decoder	\$1.18
74LS24	BCD to 7 Seg Decoder/Driver (oc)	35
74LS25	BCD to 7 Seg Decoder/Driver	\$2.20
74LS27	Dual JK Flip Flop with Clear	90
74LS28	Dual D Flip Flop with Preset & Clear	\$1.18
74LS29	4 Bit Bistable Latch	\$1.25
74LS30	Dual JK Flip Flop	\$2.20
74LS31	Dual JK Flip Flop	\$2.20
74LS32	4 Bit Full Adder	\$1.95
74LS35	4 Bit Magnitude Comparator	\$2.95
74LS36	Quad 2 Input EXCLUSIVE OR Gate	90
74LS39	Decade Counter	\$1.95
74LS42	Divide by 12 Counter	\$1.65
74LS43	4 Bit Binary Counter	70
74LS44	4 Bit Shift Register	\$1.75
74LS45	Dual JK Flip Flop	\$1.75
74LS46	Dual JK Edge Triggered Flip Flop	75
74LS47	Dual JK Edge Triggered Flip Flop	75
74LS48	Ring Monostable with Clear	95
74LS49	Dual Retrigger Mono with Clear	\$1.75
74LS50	Quad BUS Buffer Tri-State (no enable)	50
74LS51	Quad BUS Buffer Tri-State (oc enable)	55
74LS52	1 of 8 Bit Decoder/Multiplexer	92
74LS53	Dual 2 to 4 Line Decoder/Multiplexer	\$1.45
74LS54	10 Line dec to 4 Line Priority Encoder	\$2.95
74LS55	8 Line to 3 Line Priority Encoder	\$3.95
74LS56	1 of 8 Selecter/Multiplexer	\$1.00
74LS57	Dual 4 Line to 1 Line Selector/Multiplexer	\$1.00
74LS58	Dual 1 of 4 Decoder (oc)	\$1.50
74LS59	Quad 2 Input Multiplexer (Non-Inverting)	\$1.50
74LS60	Quad 2 Input Multiplexer (Inverting)	95
74LS61	BCD Decade Counter Asynch. Reset	78
74LS62	BCD Decade Counter Asynch. Reset	95
74LS63	4 Bit Binary Counter Asynch. Reset	\$1.00
74LS64	4 Bit Binary Counter Synchron. Reset	\$1.20
74LS65	8 Bit Shift Register	\$1.20
74LS66	Parallel Load 8 Bit Shift Register	60
74LS67	8 Bit PI5D Shift Register	\$2.95
74LS68	4 Bit D Type Register	95
74LS69	Quad D Type Flip Flop	\$1.65
74LS70	Up/Down Decade Counter	\$1.25
74LS71	Up/Down Binary Counter	\$1.50
74LS72	Up/Down Decade Counter Dual Clock	\$1.95
74LS73	4 Bit Left Right Shift Register	\$1.50
74LS74	4 Bit Parallel Access Shift Register	\$1.50
74LS75	Dual Monostable Multivibrator	\$2.25
74LS76	Octal Tri-State Driver	\$3.50
74LS77	Octal Tri-State Driver	\$3.55
74LS78	Octal Buffer/Driver	\$3.95
74LS79	Octal Bus Transceiver	\$3.50
74LS80	Quad 2 Input Multiplexer Tri-State	75
74LS81	Quad 2 Input Multiplexer Tri-State	85
74LS82	8 Bit Addressable Latch	\$2.50
74LS83	Quad EXCLUSIVE NOR Gate (oc)	\$1.25
74LS84	Hex Buffer with Common Enable	\$2.95
74LS85	Hex Inverter with Common Enable	60
74LS86	Hex Inverter with Common Enable	60
74LS87	Hex Buffer 4 Bit and 2 Bit	75
74LS88	Hex Inverter 4 Bit and 2 Bit	\$1.20
74LS89	Octal Transparent Latch	\$2.95
74LS90	Octal D Type Flip Flop	\$2.50
74LS91	Dual LS91	\$3.50

LINEAR DEVICES

2N414	\$2.50	LM381N	\$3.95
TL061	\$2.45	LM381AN	\$5.95
TL062	\$2.45	LM382	\$2.60
TL064	\$4.75	LM394CH	\$5.95
TL071	95	NE555	35
TL072	\$1.45	LM7555	\$1.95
TL074	\$3.50	LM556	\$1.10
TL075	\$3.50	LM567	\$1.95
TL081	65	LM570	\$7.50
TL082	95	NE571	\$6.50
TL084	\$2.95	LM723	\$1.45
TL085	\$3.50	LM741	40
LM234	\$3.50	LM747	\$1.95
LM301	60	LM1498	\$1.98
LM307	35	LM306	\$1.45
LM308	\$1.25	LM308D	\$1.30
LM311	95	LM310	\$1.80
LM319	\$3.50	LM3140	\$1.45
LM324	\$1.20	LM3900	\$1.45
LM334	\$2.50	LM3914	\$6.50
LM339	95	LM3195	\$4.50
LF347N	\$3.50	LM39152	\$12.50
LM348	\$2.25	LM4136	\$1.85
OM350	\$9.50	LM4558	\$1.50
LM361	\$3.75	LM5534AN	\$1.55
LM380	\$1.48	LM5534AN	\$2.00

MEMORIES

2102	1K x 1 RAM	1.7	\$1.95	\$1.65
2114	3 1K x 4 RAM 350ns		\$2.45	\$2.00
4116	16K x 1 Dynamic RAM 250ns		\$2.50	\$2.00
6116	2K x 8 CMOS RAM		\$12.50	\$9.90
2708	1K x 8 EPROM		\$7.95	
2716	2K x 8 EPROM (Single +5V)		\$6.50	
2532	4K x 8 EPROM (Single +5V)		\$14.95	
2564	8K x 8 EPROM (Single +5V)		\$35.00	

VOLTAGE REGULATORS

7805	5V+ Regulator TO 220/amp	\$1.05
7905	5V- Regulator TO 220/amp	\$1.65
7812	12V+ Regulator TO 220/amp	\$1.05
7912	12V- Regulator TO 220/amp	\$1.65
7915	15V+ Regulator TO 220/amp	\$1.05
7815	15V- Regulator TO 220/amp	\$1.65
78L12	12V+ Regulator 100mA	\$1.00
78L15	15V+ Regulator 100mA	\$1.00
79L15	15V- Regulator 100mA	\$1.00
LM323	3amp 5V TO 3	\$1.00
LM309	1.5amp 5V TO 3	\$7.50
LM317T	2.30V adjustable 1amp TO 220	\$2.80
LM317C	2.30V adjustable 3amp TO 3	\$5.50
LM318H		\$3.50
LM337K	3amp variable 2.30V TO 3	\$9.50
LM396K	10amp variable 1.25-15V TO 3	\$19.50

DISCRETE DEVICES

1N4001	\$3.00	BC547	15
1N4002	95	BC548	15
1N4003	95	BC549	15
1N4004	95	BC550	15
MJ15003	\$4.75	BC556	65
MJ15004	\$4.75	BC557	18
2S49(P)	\$6.50	BC558	18
BDW64B	\$5.95	BC559	18
BUX80	\$9.50	BC639	34
2SK134(N)	\$6.50	BC640	34
BU105	\$12.50	OC266AD	\$1.50
MPS405	95	BD139	53
TIP31AB	90	BD140	53
TIP32A	90	M2955	\$1.50
TIP2955	\$1.20	2N3055	\$1.50
TIP3055	\$1.20	2N3442	\$2.50
MPF102	95	2N3569	45
MPF105/2N5459	85	2N3638	35
MPF106/2N5465	78	2N3643	45
MPS455	95	2N3645	45
MPF131	\$1.98	2N3773	\$5.00
BF200	75	2N4250	35
BF469	95	2N5484	85
BF470	\$1.65	2N5087	45
BF471	\$1.65	2N5589	\$8.50
MJE340	\$1.98	2N5590	\$9.50
MJE350	\$1.98	2N5591	\$12.50
2TX501	45	2N5245	90
BC137	25	2N6027/D1371	58
BC546	65	TY800	85
BC547	\$1.65	2N3566	45
BC548	\$1.65		

LED's

5mm Red	15	3mm Yellow	28
5mm Green	26	Rectangular Red	40
5mm Yellow	30	Rectangular Green	40
5mm Orange	28	Rectangular Yellow	42
3mm Red	18	Flashing Red	49
3mm Green	28	Flashing Red 10+ each	45

BRIDGE RECTIFIERS

W04	68
P04	\$2.95
MDA350A	\$4.50

OPTO

COY88	Infr Red LED	\$1.25	FND500		\$1.35
BPW50	Infr Red Diode	\$2.95	FND507		\$1.75
LT332	7 seg Display	\$1.45	LT547		\$2.95
LT303	7 seg Display	\$1.45			

DIODES

1N4002	8 BA102	25	BYX21L/200R	\$1.90
1N4006	20 BA114	25	OA91	12
1N5404	35 BA215/219	25	OA202	50
1N914	5 BR100	95	OA697	20
BAW62	28 BYX21L/200	\$1.90	5082-2800	\$2.75

IC SOCKETS - SOLDER

8 Pin	25	18 Pin	35	24 Pin	50
14 Pin	30	20 Pin	38	28 Pin	60
16 Pin	35	22 Pin	40	40 Pin	70

QUALITY WIRE WRAP

14 Pin	85	22 Pin	\$1.40
16 Pin	\$1.05	24 Pin	\$1.75
18 Pin	\$1.35	28 Pin	\$2.25
20 Pin	\$1.45	40 Pin	\$2.65

DIL PLUGS AND

14 Pin Plug	85	16 Pin Cover	25
14 Pin Cover	25	24 Pin Plug Only	\$2.50
16 Pin Plug	95		

CRYSTALS

Case Style: HC 33/U		4.9152MHz	\$6.50
1.000MHz	\$12.50	5.000MHz	\$6.50
1.8432MHz	\$9.50	8.06728MHz	\$5.50
2.000MHz	\$7.50	10.000MHz Parallel Resonant	\$9.50
3.000MHz	\$7.50		
Case Style: HC 18/U		12.000MHz	\$5.50
4.000MHz	\$6.50	16.000MHz	\$5.50
4.43MHz	\$6.50	20.000MHz	\$7.50

SPECIAL FUNCTION

SA8068	Door Chime	\$9.95
AY 15050		\$9.50
TEA 1002	PAL Colour Encoder	\$17.50
TOA 1022	Bucket Brigade	\$29.50
EXAR 2206	Function Generator	\$5.95
MOC 3020	TRIAC Opto Coupler	\$2.50
MM 5837	Noise Generator	\$3.90
TA 7205P	Audic Amp	\$4.50
SN 76488NF	Sound Effects Control Display Driver	\$47.50
AY 10212	Top Octave Synthesiser	\$5.95
		\$19.50

Z-80A/6800

2.80A	CPU 4MHz	\$8.50	2.80A	DART 4MHz	\$32.95
2.80A	PID 4MHz	\$8.50	2.80A	DMA 4MHz	\$20.95
2.80A	CTC 4MHz	\$8.50	6		

New Products

"Sinadder" for noise and distortion tests

Products manufactured by the Helper Instruments Company are now available from Vicom International, including the "Sinadder 3" test instrument. This unit combines several related functions.

As an automatic distortion meter which includes an internal 1kHz generator, it measures SINAD sensitivity and gives rapid alignment. No frequency, null or level adjustments are necessary. A monitor loudspeaker enables you to listen to the audio output of beepers and other receivers where a loudspeaker may not be provided.

As an AC voltmeter, the Sinadder provides nine ranges from 10mV full scale to 100 volts full scale. It can be used to check audio circuits from microphone to loudspeaker levels. An internal audio amplifier and loudspeaker controlled by the range switch and a front panel potentiometer maintain proper sound level regardless of input.

Finally, as an audio signal tracer the instrument allows you to listen to audio in speech amplifiers and repeaters while measuring the level. Audio distortion can be tracked down and defective audio stages located. In addition, the 1kHz tone can be used as test tone for setting transmitter modulation and remote control volume levels.

For further information contact Vicom International Pty Ltd, PO Box 366, South Melbourne, Vic, 3205.


Low power digital panel meter

Datal-Intersil now has available a 4½ digit LCD digital panel meter offering balanced differential analog inputs and low power (15mW) circuitry.

The DM-4105 panel meter converts analog voltages from -1.9999V to +1.9999VDC to be displayed as decimal digits. The meter is auto-zeroed on each conversion cycle to eliminate zero drift. Power can be provided by 4 "AA" cells.

Additional features include prominent 12mm high digits and serial BCD outputs and digit drives available on the back panel of the meter. These outputs can be used for remote displays, or in conjunction with a demultiplexer, as inputs to a microcomputer or printer.

For further information contact Elmeasco Instruments, PO Box 30, Concord, NSW 2137 or their offices in other states.



High brightness LEDs from Philips Elcoma

Philips Elcoma has introduced a range of LEDs said to have an efficiency of five times that of conventional "Superbright" LEDs.


When driven at a current of 50mA the new Philips LEDs produce a light output of 500 millicandelas, and can replace conventional light sources in illuminating dials and alarm switches. When driven at 10mA they are bright enough to be used for lighting panel switches and for normal indicators.

Three devices are available; the CQX24 narrow angle ultra-high intensity LED with a light output of 100mcd at 10mA, the CQW24 wide angle LED (15mcd at 10mA), and the miniature CQW54 wide angle LED, with a light output of 15mcd at 10mA.

For further information contact Philips Elcoma, 67 Mars Rd, Lane Cove, NSW, 2066.

Transformer designed for 300VA inverter

Selectronics, Australian designers and manufacturers of a wide range of transformers and custom wound coils, has announced the availability of a transformer to suit a 12VDC-230VAC, 300VA inverter.



Transformer designed for 300VA inverter.

The new X1159 transformer has been produced to meet the demand created by "a national project" according to the press announcement. See EA, June 1982 for details. It uses C core construction, resulting in a considerable reduction in size and weight over more conventional types.

Compared to traditional E and I types, C core construction also provides a marked increase in efficiency and lower idling current.

For further information contact Mr B. Scott, Selectronic Components Pty Ltd, 25 Holloway Drive, Bayswater, Vic.

BELOW COST COMPONENTS

DISTRIBUTORS DISCONTINUED LINES AND MANUFACTURERS NEW STOCK:

- 4.433619 MHz Philips Crystals \$2.50 ea or 10 for \$10.00
- Wide range of other valves also ex-stock
- Swiss made geared micro-motor 4VDC \$10.00
- TBA 750A \$1.50 ea
- TBA 560 \$1.50 ea
- TBA 240 \$1.50 ea or 50 for \$50.00

ALL TYPES OF CAPACITORS:

- Philips 385V 220UF Electrolytic for TV power supplies
- Tantalums 20c ea
- Electrolytics from 5c ea
- LEDs 10c ea, miniature strip (10 in strip) \$1.00
- LED Displays \$1.00 ea
- Power Transformers
- Speakers
- Resistors ¼W, ½W and 1 Watt all 2c ea

**A FULL RANGE OF ELECTRONIC COMPONENTS
BELOW COST PRICE — COME AND COMPARE.**

DANDY ELECTRONICS

508 Bridge Road, Richmond, 3121, Vic (03) 428 6887

Mail order: Minimum P&P \$2.00

Add extra for heavy items, registration and certified mail.



REVIEWS OF RECENT

Records & Tapes

CLASSICAL • POPULAR • SPECIAL INTEREST

WOLF-FERRARI: "The Secret of Susannah"

WOLF-FERRARI — *The Secret of Susannah*. Complete Opera. Renata Scottò (soprano); Renato Bruson (baritone) with the Philharmonic Orchestra conducted by John Pritchard. CBS Digital Recording CBSD 36733.

The name Wolf-Ferrari still sounds a bit contradictory. His father was German, his mother Italian. From his father he got his superb command of classical technique, after being sent to study in Germany. From his mother came the gift of Italian melody.

Although well-off, he was not lazy and, during the Edwardian and early Georgian period, turned out a mass of works. Today, he is mostly remembered by the little opera under review and a short string quartet. His "grand" opera, "The Jewels of the Madonna" was never produced and, at any rate, has a thoroughly distasteful story.

Susannah is one of the earliest of the verismo operas — operas written about everyday subjects — but with the setting and acting of realistic plays. In this instance, Susannah is an out of date little comedy with only two characters — if one excludes a mute servant — a jealous husband and a wife who secretly smokes. Whenever the husband smells tobacco, he thinks his wife has been entertaining a lover and flies into a rage.

It's a simple story — it was not called an opera by the composer, but an intermezzo — but there is delightful music in every bar.

Wolf-Ferrari's superb technique, particularly his orchestration, provides musicians with reason for constant admiration. It is always in perfect balance with the voice. In this case he is aided by the fine quality of the digital recording.

Wolf-Ferrari's music is often reminiscent of that of other composers, including some of his contemporaries but there is never a hint of plagiarism. His own personality remains intact. Indeed, Wolf-Ferrari might be suspected of paying them a compliment by quoting their



various styles. Yet the whole adds up, even today, to enchanting entertainment. I am surprised that it is not presented more often, coupled with another short opera such as Ravel's *l'Heure Espagnole*.

His characters wear clothes of the Edwardian period — the husband even a top hat which dwindles slightly towards the top, much like the period's caricature

of a Frenchman. How do I know? I saw it at Covent Garden as a kid and, even today, remember the fine baritone Sammarco in the part.

Although the digital technique does fine justice to the orchestra, it is not so kind to the voices. It's very extended range makes Renata Scottò's pleasing soprano rise to a Callas-like shriek in climactic passages. At the other end of the range is an important piano solo, supposed to be played in another room, that is just — and I mean just — audible. Baritone Renato Bruson is a useful contribution as the husband.

The little work is charmingly, if not always faultlessly sung, although there are no patches that could be justly labelled mediocre; at worst an occasionally forced note.

I cannot finish this review without paying my deepest respects to the Philharmonie Orchestra's exquisite playing under John Pritchard. (J.R.)

TCHAIKOVSKY SYMPHONY — Or is it?

TCHAIKOVSKY — *Manfred Symphony*. London Symphony Orchestra conducted by Michael Tilson Thomas. CBS Stereo Analog SBR236028.

Almost ever musician knows that Tchaikovsky wrote six symphonies. The last three still survive as lustily popular items on concert programs and in record catalogues.

Actually, he wrote seven but Manfred is not usually included because it has a program. I mean by this that it describes events and actions in musical terms. Nevertheless, Tchaikovsky himself called it a symphony and it gave him much trouble to write.

It has just occurred to me that Richard Strauss, in addition to his unmistakably labelled Tone Poems — "Don Juan", "Don Quixote", "Death and Transfiguration" and others — still called some of his symphonic works by name — "Domestic

Symphony", the "Alpine Symphony" and so on.

I suspect the first of these hybrids was Berlioz' "Harold In Italy", which is in symphonic form, although no mention of this is made in the title.

Of course, there had been symphonic program music before this — I can think of some as far back as Mozart — and what about Weber's "Konzertstück"? And Beethoven's "The Pastoral" comes pretty close to program music in many of its characteristics. By the way, it is odd to remember that Tchaikovsky regarded Manfred as his greatest "symphony".

First, the sound: The disc is in analog and, so beautifully recorded that it is difficult to imagine it acquiring any benefits from any other technique. Moreover, its dynamic range is very wide but, at its loudest, causes no discomfort.

It is easy to guess why, despite its appeal to its composer, this same enthusiasm is seldom felt by the public. Missing are the many whistlable tunes

Reviews in this section are by Julian Russell (J.R.), Paul Frolich (P.F.), Neville Williams (W.N.W.), Leo Simpson (L.D.S.), Norman Marks (N.J.M.), Greg Swain (G.S.), and Danny Hooper (D.H.).

you find in his other works, virtually through the whole of his output. Manfred lacks the fire and panache of the last three symphonies and any of the great ballets, although Thomas does very well in getting the most out of the material, without prettying it. The irreproachable orchestral playing advertises Thomas' control.

Yet there still remains something "dutiful" about this score. And I cannot recall Tchaikovsky at any other time being inspired by metaphysics. Despite these unusual departures, not always to everyone's taste, I recommend its acquisition. I do so because of the excellence of its production and the opportunity it presents to round out one's knowledge of Tchaikovsky. No true collection can be complete without it. (J.R.)

A non-review — but still recommended!

GRIEG — Piano Concerto in A Minor.
SCHUMANN — Piano Concerto in A Minor. Claudio Arrau (piano) with the Boston Symphony Orchestra conducted by Colin Davis. Polyrecords Stereo 4579.

When I read back over what I had written, having listened to this record, I realised that I hadn't even mentioned it! I had simply been philosophising but maybe that's not a bad thing. So here's what I wrote:

Why, one might ask, another recording of Beethoven's Fifth or Brahms' Violin Concerto when these, and other works of similar character, have been recorded so often before, several of them superbly? At present those works are, of course also popular in the concert hall. Often they are already currently available in performances of varying merit to such an extent that the type in the English Classical Gramophone Catalogue has been reduced to a size that makes it necessary, on occasions, to use a magnifying glass to help decipher it!

And there are — or were — countless other performances that have had their day, been deleted and now found only in second-hand shops.

True, there have been shades of differences in some of the performances recorded during the last few years, an accent here, a tempo there, or even an overall conception by different artists. The newcomer is bewildered as to which to buy and usually follows recommendations by his favourite critic.

Among the latter performances are different, but still fine versions that appeal to one audience but not to others. Some prefer a strictly orthodox style, others

FANFARES: Stop, look and listen!

FANFARES, including "Fanfare For The Common Man" (Copland). The London Philharmonic Orchestra, conducted by Jorge Mester. Stereo, Varese Sarabande digital VCDM 1000.240. From PC Stereo, Pty Ltd, PO Box 272 Mt Gravatt, Qld 4122. Phone (07) 343 1612.

According to the jacket notes, the term fanfare normally "denotes a short passage for trumpets as is performed at coronations and other state ceremonies. In England, they are known as 'Flourishes' and date back to the 17th century."

This particular recording owes much to (Sir) Eugene Goossens who, in 1921, founded a contemporary music paper in London, and through its pages, invited prominent musicians to compose fanfares, which he undertook to present in the Queen's Hall at contemporary music concerts.

Much later, in the period 1931 to 1946, and as resident conductor of the Cincinnati Symphony Orchestra, he renewed his interest in the fanfare form and commissioned 19, mainly from American composers, which he included in his concerts.

Many of these fanfares — about 20 in all — have been recorded for this album, some for the first time. Included are fanfares by Copland (3), Hanson (2), Harris, Cowell, Wagenaar, Gould (2), Taylor, Bernstein (3), Fuleihan, Thompson, Piston (2), Creston, Goossens. Each one is titled, of course, and the notes outline

are more lenient. One can sympathise with the record companies' many problems and can admire their enterprise in finding something new to tempt buyers — improvement in sound, stereo, quadraphonic, digital and the latest, PCM encoded. All have their day and, over the years, enthusiastic musicians must have collected goodness knows how many different performances of the same work. But I often wonder how many times they play them!

During the period when steel needles were supposed to ruin shellac 78s, the Gramophone Magazine made a survey as to how long a 78 could be played this way without significant deterioration. The result was round about 30. I am writing of course about serious music.

In those days, the average buyer would possibly play his new acquisition every night or so for a while, then once a week, later once a month and then it might stay on his shelf for months, silent and neglected. In the meantime fans



briefly the background to each composition.

There is information also on conductor Jorge Mester.

By nature, the fanfares are quite short, varying from as brief as a half-minute to five minutes at most. As such, the fanfares are simply what they are — a collection of attention-arresting miniatures, with no cohesion in other than definition, and adding up to about 40 minutes of orchestral sound.

Why then purchase the album?

Two reasons suggest themselves: the first, to study the style and content of fanfares, as a student of music.

The second: to feed the signal through a modern hifi system, and to relish the detail of the orchestra, the blare of brass and the pounding of the timpani and percussion. And I mean "pounding": your woofers will wonder what's going on!

The sound, recorded in St John's Church, Smith Square, London, has been preserved by a Sony PCM 1600 digital system, a Neumann lathe and cutter, Technics turntable and Teldec vinyl.

Another sound spectacular, even if it is made up of 20 separate miniatures. As to your personal reaction, I'd be guessing. (W.N.W.)

would agonise desperately with substitute styli — dried thorns, bits of bamboo and other material calculated to play a record undamaged long past the time its owner had lost interest in it!

This brings us to the question of how should music be played. The answer, of course, is how it sounds best to the listener. There is often a tendency to standardise on one particular version and only the smallest deviation from this version is permitted. In other instances some bold spirit will depart successfully from this interpretation.

And this is what makes the version under review so attractive to me. Since Debussy's crack about Grieg's music being like snow wrapped in pink paper — or something like it — it has been the fashion to treat most of his music as if it were miniature; in other words "prettify" it. These two artists do just the opposite. They expand it.

Those with long memories will recall how Julius Katchen and Charles Macker-

George Golla on Cherry Pie audiophile

GEORGE GOLLA. Audiophile stereo, Cherry Pie LA-37718. (Distributed by Festival).

George Golla certainly had a large hand in the production of this album, as the composer of the music, the arranger and a performer of as many as five guitar parts; this with the aid of a Philips multi-track PRO 71 tape recorder.

But he also had some notable supporters in the person of Don Burrows (playing flute, alto flute, bass flute and alto sax), John Sangster (vibes and percussion), Ed Gaston (bass), Alan Turnbull (drums), plus other named musicians on violins, violas and celli. And who better to consult and contribute to the jacket notes than Eric Jupp?

There are 10 tracks on the album, all of them melodic, very listenable and pleasantly varied in style and arrangement: Somewhere Nice — Algeciras — N.P. Blues — For Her — Study In C — Little Spanish Love Song — Blower — Te Amo — In Vain My Love — Over And Out. The jacket notes contain a couple of lines on



each title, by way of comment and mentioning the instrumental line-up used.

Additional notes, which many will find interesting, explain the four types of guitar used: the Classic Guitar, the Acoustic Plectrum Guitar, the Electric Guitar, and the Solid-Body Electric Guitar. Incidentally, to read these notes, printed in small gold type, you will need a good light.

But to get back to the music: as I said earlier, it is tuneful and listenable and, even if you don't recognise all of those numbers, you'll soon get to know them.

Technically the sound is good, perhaps a little bass-heavy, but I did wonder whether the amplitude would be a bit too much for cartridges which are short on compliance. (W.N.W.)

ras did much the same thing with marked success in the Sydney Town Hall, many years ago.

Arrau and Davis treat both the works — yes, the Schumann too — not as chamber pieces or works to be contested by competitors at not-too-advanced piano competitions — but with true symphonic proportions. It would be unnecessary in the case of the majority of readers of this column to praise these great artists, except to say that they are at the top of their form and that buyers will find in their playing a refreshing change from whatever they have at present on their shelves. Highly recommended. (J.R.)

☆ ☆ ☆

NIELSEN — Symphony No. 4 London Symphony Orchestra conducted by Ole Schmidt. Unicorn Stereo recording released for members of the World Record Club. RO94220.

I think I am safe in predicting that, despite Nielsen's enormous popularity, especially during the 1960s, the situation is unlikely to be repeated in the '80s.

My reason for so saying is Nielsen's lack of true melody. It's not often you can go home whistling a tune — or even a scrap of one — that you just heard during one of his works. There are some, of course, but most of his works lack the morsels to catch the modern ear — especially those

which have survived the enthusiasm for Sibelius, Strauss, Vaughan Williams, early Stravinsky and so on.

Nielsen's Fourth Symphony has four movements but all are played without pause. The first movement starts with great energy which it expends on its journey to the second subject. What strikes one forcibly, and pleasantly at first, is the constant change of keys — not in the smooth Straussian technique of leading you there gently but in Nielsen's case abruptly.

I must admit that some of Nielsen's changes are delicious and could set a new fashion, but others shock without convincing the listener. I readily admit, though, that there are not many composers who understand writing for the woodwind as Nielsen does and this produces some enchanting moments.

In the second movement especially, Nielsen seems more interested in the use of keys than in passion or meditation. Towards the end of the whole work there is a final brawl between the timps and rest of the band. It would need a referee to name the winner! (J.R.)

For information on World Record Club albums, contact the club at 605 Camberwell Road, Hartwell, Victoria, 3124. Tel. 29 3636.

ORGAN FAVOURITES FROM BLENHEIM PALACE. Nicholas Danby. Stereo, World Record Club, WRC R-06187.

This is not a new or modern organ. Completed in 1891, it is going on for 100 years old and, according to the jacket notes, has remained tonally untouched since it was designed and constructed by "Father Willis" for the eighth Duke of Marlborough and uncle of the late Sir Winston Churchill.

Nor is this a new recording. I was fairly certain that I had listened to it before but was nevertheless unprepared for the notation on the label: 1968!

But those factors notwithstanding, it is an album that I thoroughly enjoyed. The EMI/Columbia recording is very clean and well balanced, with outstanding dynamic range. The Willis organ is notably and intrinsically "musical" and the acoustics of the Long Library of the Blenheim Palace complements it to perfection — at least as far as the recording is concerned. The reverberation can be heard but it is not long enough to blur the flow of the music. And Nicholas Danby, a distinguished organist and musical academic, lets the music flow, free from personal flamboyance.

The selections are "chestnuts" for sure but they remain so because organ buffs seem never to tire of them:

Toccata and Fugue in D Minor (J. S. Bach); Trumpet Voluntary (Clarke); Suite Gothique, four movements (Boellmann); Toccata from Symphony No. 5 (Widor); "Nimrod" from Enigma Variations (Elgar); Scherzo from "Dix Pieces" (Gigout); Choral No. 3 in A-Minor (Franck).

You may already have these selections on other albums but, unless this one is entirely irrelevant on that account, it would be a good investment. (W.N.W.)

Australian ballads



AUSTRALIAN BALLADS, The Early Years. Seona McDowell and Folk Musical Group accompaniment. Stereo, Folkways Records FS-37335. APA Promotions, 43 Barter Crescent, Forest Hill, Vic 3131. Phone (02) 878 3953.

Folk ballads can all too easily end up at either of two extremes: camp fire style, with rough, nasal voices, which I find off-

putting, no matter how "authentic" the sound; either that or formal choral, completely out of keeping with the original spontaneity of the songs.

Seona McDowell, an Australian artist currently based in the USA, is poised comfortably between these two extremes. An accomplished musician and vocalist, she has a pleasant voice and manner, and accompanies herself, so the notes point out, "with six and twelve string guitars, five string banjo and Appalachian autoharp".

Additional instrumental and vocal colour is provided by a group of bluegrass musicians — a reminder that this "Australian" album was indeed produced in Cleveland, Ohio, for release on the American Folkways label.

The program of ballads is divided into six groups: Convicts (Convict Maid, Botany Bay, etc); Explorers (Lady Franklin's Lament); Gold Rush (Cross of the South, etc); Bush-rangers (The Wild Colonial Boy, etc); The Shearers (Click Go The Shears, etc); Pioneers (Waltzing Matilda, etc).

Seona McDowell's diction is good but, in any case, the words are set out in full on an inner brochure. Apart from normal domestic listening, the album may well be of special interest for use in schools where Seona once used to lecture and sing in person.

The technical quality is well up to normal standards. (W.N.W.)

MALE CHOIR—DEVOTIONAL



WONDERFUL LOVE. London & Home Counties Festivals of Male Voice Praise. Conductors: John Ablewhite, John Philips. Stereo, Word WST 9587. (From Word Records Aust, 18-26 Canterbury Rd, Heathmont, Vic 3135.

Mention of the Festivals of Male Voice Praise is likely to stir in one an expectation of the massive and magnificent sound of massed choirs in the Royal Albert Hall. In fact, this is a much smaller group — twenty-seven voices — typical of the smaller associated groups which minister in cathedrals, mission halls,


continued on page 142

MPI Mini Drives

taking care of business

Just when you were convinced that only massive 8-inch drives could handle the big jobs, along comes MPI Hi-D, with up to 1 Megabyte capacity, 5 millisecond track-to-track, pushbutton media eject and head load for longer media and head life, all neatly squared away with the elegance and power efficiency of a 5¼-inch drive.

Need less storage? . . . MPI builds 40-, 77- and 80-track, single or double head 5¼-inch drives with the same classic 8-inch features.



COMP-SOFT MICRO COMPUTER SERVICES

235 SWAN STREET, RICHMOND, VICTORIA,
AUSTRALIA, 3121
Telephone: (03) 428 5269

CLAMP METER

MODEL YF-700

Top of the range model AC Voltage 150V 300V 600V AC Current 6A 15A 60A 150A 300A Resistance 5kΩ (Midscale 200Ω)

was \$49.99
NOW ONLY
\$43.55

DISCOUNT DISC DRIVES COMPUTERS

PRINTERS	
ITHO 8300 PARALLEL	\$668 + TAX
ITHO 8300 SERIAL	\$730 + TAX
ITHO 1500 PARALLEL (DAISYWHEEL)	\$1515 + TAX
ITHO 1500 SERIAL (DAISYWHEEL)	\$1555 + TAX
ITHO 8510 PARALLEL	\$910 + TAX
ITHO 8510 SERIAL (GRAPHIC ETC)	\$1015 + TAX

RITRON COMPUTER GRADE P/S +5V reg 10a 16V unreg @ 1A
KIT \$79.95 inc
Built and tested \$99.50

ETI636 MOTHERBOARD
7 Slot Motherboard \$90.00
Built and Tested \$120.00
ACTIVELY TERMINATED

INTERSIL LCD \$35.50 3 1/2 DIGIT PANEL METER KITS

Built a working DPM in 1/2-hour with these complete evaluation kits
Test these new parts for yourself with intersil's low cost prototyping kits complete with A/D converter and LCD display (for the 7106) or LED display (for the 7107). Kits provide all materials including PC board, for a functioning panel meter ICL7106EV (LCD).

P.C. EDGE CONNECTORS



S100 gold plated wire wrap	\$8.50
S100 solder tail	\$6.90
D2 Motorola bus	
43/B6 solder tail	\$8.50
43/86 gold plated wire wrap	\$11.50

10 TURN POTENTIOMETERS

Stock resistance values
50R 100R 200R
500R 1K 2K 5K
10K 20K 50K
100k
Spectrol model 534 1/4" shaft
Price 1-9 \$9.90
10 + values may be mixed \$9.50

DIP PLUGS

Ideal for use with flat ribbon cable or to mount components on
14 pin \$1.50
16 pin \$1.90
24 pin \$2.90
40 pins \$5



POWER TRANSFORMERS

SPECIALLY DESIGNED FOR MICROCOMPUTERS

- Good regulation electrostatic shield
- RI 810 8V @ 10A x 15V @ 1A \$28.50
- RI R20 8V @ 20A 15V @ 1A 15V @ 3A \$37.50

20 TURN CERMET TRIM POT



SPECTROL 43P ACTUAL SIZE

STOCK RESISTANCE VALUES
10R, 20R, 50R, 100R, 200R, 500R, 1K, 2K, 5K, 10K, 20K, 50K, 100K, 200K, 500K, 1M, 2M
1-9 \$1.50
10-99 \$1.40
100 \$1.10
Values may be mixed

Hexadecimal Keypad \$29.50



19-key pad includes 1-10 keys ABCDEF and 2 optional keys and a shift key
Ideal for dream project

MULTIDIALS



Dials to suit 10 T Pots
Model 21 1.8" dia \$16.50
Model 16 9" dia \$12.50
Model 18 1" x 1.75" dia \$21.50

RS232 & "D" TYPE CONNECTORS

PART NO	DESCRIPTION	1-9	10-25	25+
DE 9P	9 PIN MALE	\$3.50	\$3.50	\$3.10
DE 9S	9 PIN F/MALE	4.50	4.20	3.90
DE 9C	9 PIN COVER	2.20	2.10	1.90
DA 15P	15 PIN MALE	4.50	4.20	3.90
DA 15S	15 PIN F/MALE	5.10	4.90	4.70
DA 15C	15 PIN COVER	2.30	2.10	2.00
DB 25P	25 PIN MALE	5.90	5.60	5.10
DB 25S	25 PIN F/MALE	6.90	6.60	6.10
DB 25C	1 pc Grey Hood	2.40	2.20	2.00
DB 25C2B	2 pc Black Hood	2.80	2.70	2.50
DB 25C2G	2 pc Grey Hood	2.70	2.50	2.40
DC 37P	37 PIN MALE	7.90	7.50	7.10
DC 37S	37 PIN F/MALE	10.90	9.90	9.10
DC 37C	37 PIN COVER	4.90	4.50	4.10
DH S	Hardware set (2 Pairs)	2.10	1.90	1.80

cermet single TURN TRIM POT

Spectrol model 63P ACTUAL SIZE



STOCK VALUES
10R, 20R, 50R, 100R, 200R, 500R, 1K, 2K, 5K, 10K, 20K, 50K, 200K, 500K, 1M, 2M
1-9 \$1.00
10-99 0.90
100 0.80
Values may be mixed.

DIP SWITCHES SPST

P. N	No of Switches	Price
SD3	3	\$1.60
SD4	4	1.70
SD5	5	1.90
SD6	6	2.30
SD7	7	2.40
SD8	8	2.50
SD9	9	2.70
SD10	10	3.00

DIP SWITCHES SPST



TEXTPOOL ZIP* DIP 11 SOCKETS
16 Pin Zip* Dip 11 \$11.50
24 Pin Zip* Dip 11 12.50
40 Pin Zip* Dip 11 17.50
Zero Insertion Pressure

INCREDIBLE MEMORY AND DISC DRIVE PRICES

	1-9	10-25	25+
2708	4.90	4.00	3.90
2716	4.90	4.20	3.00
2732	8.00	7.50	7.00
4116 (200nS)	1.95	1.80	1.75
4164 64K Dynamic	11.00	10.00	9.50
M58725P (2K x 8)	10.00	9.00	8.50

Static
(As used in new 64K Static S100 PCB)
ALL PRICES INCLUDE SALES TAX

DISK DRIVES

MPI 51	\$275.00 + 17.5% ST
MPI 52	\$385.00 + 17.5% ST
MPI 91	\$415.00 + 17.5% ST
MPI 92	\$515.00 + 17.5% ST

TANDON

TM100-1	\$295.00 + 17.5% ST
TM100-2	\$385.00 + 17.5% ST
TM100-3	\$415.00 + 17.5% ST
TM100-4	\$515.00 + 17.5% ST

BUILD YOUR OWN SPEAKERS WITH PHILLIPS

PART No	PRICE
AD0140T8	\$11.86
AD01610T8	\$16.95
AD01605-TB	\$16.54
AD0162-T15	\$18.78
AD0182-T15	\$13.03
AD0182-TB	\$13.77
AD0210-SQ8	\$42.00
AD02160-SQ8	\$45.00
AD02161-SQ8	\$33.46
AD10100-W8	\$52.72
AD12100-HP8	\$65.10
AD12100-M15	\$79.11
AD12100-M8	\$79.11
AD12100-W8	\$53.99
AD12200-W8	\$73.12
AD12250-W8	\$83.00
AD12650-W8	\$59.00
AD2273-T8	\$5.03
AD4060-W8	\$19.06
AD5060-SQ4	\$22.05
AD5080-SQ8	\$22.05
AD5080-W8	\$17.59
AD5081-MB	\$17.08
AD70601-W8	\$22.00
AD70620-M8	\$21.54
AD7063-M8	\$20.78
AD70630-M8	\$20.78
AD70650-W8	\$26.96
AD7066-W8	\$26.96
AD80601-W8	\$20.24
AD8061-W8	\$20.24
AD80652-W8	\$26.20
AD8066-W4	\$27.66
AD8081-M8	\$9.81
AD9710-M8	\$41.11
ADF1600-8	\$19.44
ADF500-4500-8	\$19.44

DIODES

	10-99	100+
IN4001	6c	5c
IN4002	6c	5c
IN4004	7c	6c
IN4148	5c	4c
IN5404	30c	25c
IN5408	35c	30c
IN4007	12c	11c


HEATSINKS

High Thermal Capacity Black Anodised

	1-4	5-9	10-49	50-99	100-499	500 +
HS1 - 38mm	1.85	1.75	1.50	1.35	1.00	0.90
HS2 - 75mm	3.00	2.90	2.50	2.00	2.00	1.50
HS3 - 150mm	5.80	5.40	4.90	3.80	2.90	2.70
HS4 - 225mm	8.10	7.60	7.10	5.90	4.50	4.30
HS5 - 300mm	8.90	8.40	7.90	6.50	4.90	4.60
Unanodised						
HS11 - 38mm	1.40	1.20	1.00	0.90	0.80	0.70
HS12 - 75mm	2.50	2.20	1.90	1.60	1.25	1.20
HS13 - 150mm	4.90	4.50	4.00	3.20	2.45	2.40

BLANK CASSETTES T.D.K.

TDK ADC60	1 for \$3.60	10 for \$26.00
TDK DC60	1 for \$2.10	10 for \$18.00
TDK ODC60	1 for \$3.50	10 for \$31.00
TDK SAC60	1 for \$3.50	10 for \$31.00
TDK SAXC60	1 for \$5.70	10 for \$46.00
TDK DC90	1 for \$2.40	10 for \$21.00
TDK ADC 90	1 for \$3.50	10 for \$30.00
TDK SAC 90	1 for \$1.20	10 for \$39.00
TDK ODC90	1 for \$4.70	10 for \$45.00
TDK SAXC90	1 for \$5.50	10 for \$49.00
TDK DC120	1 for \$4.50	10 for \$37.00
TDK ADC120	1 for \$5.40	10 for \$46.50



Please debit my Bankcard.
Bankcard No.
Expiry Date
Name
Signature

Post & Pack \$2.50 small kits, heavier kits add extra postage.
Prices subject to change without notice. Send 60c and SAE for free price list and inclusion on all future mailing lists.
MAIL ORDERS: PO Box 235, Northcote, Vic 3070. Min P & P \$1.00.
Ph: (03) 489 8131.

ROD IRVING ELECTRONICS

425 HIGH STREET, NORTHCOTE 3070, MELBOURNE, VICTORIA. Ph (03) 489 8131. Telex No. 38897

50 & 25 YEARS AGO

"Electronics Australia" is one of the longest running technical publications in the world. We started as "Wireless Weekly" in August 1922 and became "Radio and Hobbies in Australia" in April 1939. The title was changed to "Radio, Television and Hobbies" in February 1955 and finally, to "Electronics Australia" in April 1965. Below we feature some items from past issues.



September 1932

Television: The BBC began regular television sessions. These were based on Baird's 30 line mechanical system, and were transmitted in the broadcast band, outside normal radio program hours. But there was considerable doubt as to the future of TV. "Until experience has been gained . . . it would be rash to offer definite conclusions; but it is not the opinion . . . that television . . . when developed . . . will revolutionise programs. There would not be automatic televising of every broadcast program."

☆ ☆ ☆

Televisor: John L. Baird announced a new televisor, for £25, for use with any good wireless set. It used a mirror drum in place of the old scanning disc, and a Kerr cell light modulator in place of the old neon lamp. It produced a 30 line picture 4in wide by 9in high, bright enough to be seen all over a normally illuminated room.

☆ ☆ ☆

Television in Australia: Mr A. V. Pickering announces that he is beginning television transmissions on 136 metres between 10.30 and 12.00 on Sunday evenings and from 11.30 to 12.00 on Wednesdays from his home at 11 Blair St, North Bondi.

☆ ☆ ☆

Army Signal Corps: Members of the Signals, 2nd Division, have constructed, during leisure moments, a complete shortwave transmitter and receiver, the standard military sets being designed for longer waves. The outfit operates on 51 metres, which has been allotted for military purposes, and may also be heard on the amateur spectrum as VK2SD. Communication has been established with most countries.



September 1957

Hearing aid: The first all-in-the-ear hearing to appear on the Australian market was announced. Produced by Sonotone of America, it was one of the first products of the then infant solid state technology. Much was made of the fact that it operated from a single mercury cell, developing 1.3V, which would power it for 50 hours at a cost of 3/6.

☆ ☆ ☆

Let's Buy an Argument: Readers were still arguing about the purpose and operation of post synchronising pulses in the TV signal, many being still not convinced by the explanations which had been offered in technical literature and at technical college courses, even though the discussion had been going on for months. There was also some sniping at TV salesmen who demonstrated sets using only token indoor aerials and the adverse impression of TV which this was creating. Also, many advertisers were claiming that the new 90° deflection tubes permitted a wider viewing angle than the 70° types they replaced. More argument.

☆ ☆ ☆

Spot wobble: Spot wobble was a popular theme at this time, being a technique developed to mask the line structures on TV screens, particularly where the (then) new large picture tubes were being introduced into countries employing low line standards. By wobbling the spot vertically the line was widened without degrading horizontal resolution. Originally achieved by means of an oscillator driving a coil around the tube neck, one manufacturer had just announced a special picture tube, with a split focussing grid, designed to eliminate the bulky and costly coil. In fact, little more was heard about spot wobble.

LOOPY VIDEO

MAIL ORDER DEPARTMENT: PO Box 254, Heidelberg, 3084.
Phone: (03) 435 3004, Monday — Saturday 1.00pm to 6.00pm

NEW PRICES:

OHIO SOFTWARE & HARDWARE

OHIO SOFTWARE:

K1 Hardware Catalogue (incl new boards) \$1.98
K2 Software Catalogue (over 200 pieces) \$2.98

OHIO HARDWARE:

C4P, VIDEO BOARD (converts C1P Series 7) \$130.00

COLOUR BOARD — C1P — Series 2

H13A Short Kit, including documentation \$35.00

H13B = H13A and tracks for 5v to 12v DC \$39.00

H13A Colour and RF out. Assembled and Tested \$85.00

H13B = H13A Assembled and Tested includes 5v to 12v tracks \$89.00

OPTIONS:

SOUND — Parts Kit \$2.50

incl assembled and tested \$18.00

VIDEO — Parts Kit \$2.50

incl assembled and tested \$15.00

5v to 12v DC — No Kit available (Specialised) — incl assembled and tested \$24.00

COMBINATIONS:

Sound and 12v assembled and tested \$36.00

Video and 12v assembled and tested \$35.00

All 3 mods (H13B) assembled and tested \$45.00

"H13B — Deluxe" — All mods assembled and tested (\$89 and \$45) \$129.00

Note: All prices include sales tax.

COMPUTER EARS — SPEECH PROCESSOR

for PET, OHIO, VK101, TANDY, APPLE

NASCOM — Specify \$49.00

Write for **SALE** Price List — FREE.

ITOH 8510A!

THE MOST REMARKABLE DOT-MATRIX PRINTER FOR UNDER \$1000!

FULL CHARACTER SET WITH MATHS SYMBOLS, GRAPHICS AND LOWER CASE DESCENDERS.

120 CHARS PER SECOND BI-DIRECTIONAL LOGIC-SEEK PRINT.

FULL PRECISION PROPORTIONAL PRINTING FOR LETTER-QUALITY WORD PROCESSING.

UP TO 136 COLUMNS ON 9 1/2 INCH PAPER.

(15-INCH MODEL AVAILABLE).

NEGATIVE LINEFEED CAPABILITY.

TRACTOR & FRICTION FEED BUILT IN.

AVAILABLE FROM:

Software Source Pty Ltd.

89 Oxford Street,
Bondi Junction. 389 6388
P.O. Box 364, Edgecliff 2027.
DEALER ENQUIRIES INVITED

THINKING APPLE MICROCOMPUTERS


THINK COMPUTER COUNTRY

We are one of Australia's oldest Apple Dealers
and the oldest in Victoria!

We carry probably one of the largest ranges of
Apple Products in Australia!

**GREAT PRICES!
GREAT SERVICE!
WHY GO ELSEWHERE!**

Come to the
Computer Country Group
for all Your Apple needs



**COME TO
COMPUTER COUNTRY (VIC) PTY LTD**

338 Queen Street Melbourne Vic 3000 (03) 329 7533

 **apple computer**
Authorized Dealer

A useful list for the computer enthusiast

Microcomputer club directory

Judging by the size of our microcomputer club list, computing is a very sociable hobby. Clubs can provide a wealth of information and advice, not to mention just plain fun. If you are thinking of joining a club there are quite a few to choose from, as our directory shows.

Queensland

IREE Microcomputer Interest Group:

PO Box 81, Albion, 4010.

All types

Super-80 Users Group (Brisbane):

Convenor Garry Gattfield, 165 Frasers Rd, Mitchelton, 4053.

Super-80

Queensland Sorcerer Users Group:

Secretary, 43 Stubbs Rd, Woodridge, 4114.

Exidy Sorcerer

Brisbane FORTH Interest Group:

3/10 Patricia St, Moorooka, 4105.

All systems running the FORTH language

Commodore Computer Users Group of Queensland:

Contact Mrs D. Dillon, Secretary, PO Box 127, Stones Corner, 4120.

Commodore systems

Superboard Users Group:

Ed Richardson

146 York St, Nundah, 4012.

Superboard

The Microcomputer Society:

PO Box 580, Fortitude Valley, Qld, 4006.

All systems.

Brisbane Youth Computer Group:

PO Box 396, Sunnybank, 4109.

All types

New South Wales

The Blue Mountains Computer Club:

Contact Eric Lindsay, 6 Hill Crest Ave, Faulconbridge, 2776.

All types

99/4 Home Computer Users Group:

Shane Andersen, PO Box 101, Kings Cross, 2011.

Branches in other states

Texas Instruments TI 99/4 home computer

Sorcerer Users Group:

PO Box 43, Peakhurst, 2210.

Exidy Sorcerer

Macarthur Computer Users Association:

c/- 109 Campbellfield Ave,

Campbelltown, 2560.

All types

Wollongong Computer Club:

PO Box 397 Dapto, 2530.

All types

Australasia ZX80/Microace Users Group:

87 Murphys Ave, Keiraville, 2500.

Sinclair and Microace

Newcastle Microcomputer Club:

PO Box 293, Hamilton, 2303.

All types

Microcomputer Enthusiasts Group (MEGS):

PO Box 3, St Leonards, 2065.

All types

Hunter Users Group — All Microcomputers (HUGAM):

PO Box 39, Broadmeadow, 2298.

All types

Apple Users Group (Sydney):

PO Box 505, Bankstown, 2200.

Apple II and III computers

NSW 6800 Users Group:

27 Georgina Ave, Keiraville, 2500.

DREAM 6800 and other 6800/6809 systems

Peach Users Group:

Cybernetics Research, 120 Lawson St, Redfern, NSW, 2016.

Hitachi Peach computer

Microace users group:

Contact Paul Willmott, 62 Alice St, Lakemba, 2195.

Microace

Sorcerer users Group:

PO Box E162, St James 2001.

Exidy Sorcerer

Ohio Scientific Instruments Microcomputer User Group:

NOTICE PO Box 250, Kingsford, 2032.

Ohio Scientific systems

Illawarra Super 80 Users Group:

Jim O'Grady, PO Box 1775, Wollongong, NSW, 2500.

Super-80

Compucolor Users Group:

The Logic Shop, 91 Regent St, Chippendale, 2008.

Compucolor systems

Sorcerer Computer Users of Australia (NSW Branch):

C/- PO Box 461, Ashfield, NSW, 2131.

Exidy Sorcerer

Commodore User Group:

GPO Box 4721, Sydney, 2001.

Commodore computers

Mi Computer Club:

Polk House, 55 Herbert St, Artarmon, NSW 2064.

All systems

BOAT:

C/- Planet 3 Systems, 47 Birch St, Bankstown, 2200.

TRS-80, System-80 and other Z80 systems

Atari Computer Enthusiasts (NSW):

78 Ayres Rd, St Ives, 2075.

Atari 400/800

TRS-80 Color Computer

Ian Wotherspoon (02) 629 1076 is the national co-ordinator

of a loose network of Color Computer users. Greg Wilson, PO

Box 9, Potts Point, NSW 2011 distributes the magazine "Rain-

bow" for the TRS-80C.

Australian Capital Territory

Australian ZX80 Users' Association:

19 Godfrey St, Campbell, 2601.

Sinclair ZX80

ACTARI:

Co-ordinator, ACTARI, PO Box E112, Canberra, ACT 2600.

Atari 400/800 systems

Sorcerer Computer Users of Australia (ACT Branch):

Contact Mr G. T. Dick, 31 Creswell St, Campbell, 2601.

Exidy Sorcerer


Peach Users Group:

Mick Boesen 49 0339

Meets 7.30pm second Thursday of each month, Boulevard

Business Services, Clivic, ACT. Hitachi Peach


ENQUIRE ABOUT OUR NEW PRODUCTS FOR THE VIC



Vic 20 \$399! Arfon module \$250! Printer \$479! Disk drive \$699! Cartridges from \$39.95!

We have a wide range of accessories, peripherals, and software for the Vic — including Commodore, Vicsoft, Acme, etc.

EDIBLE ELECTRONICS 50 PARK ST, ABBOTSFORD 3067. (03) 41 5708



TO: MICRO COMPUTER USERS AND OEM'ERS
FROM: ADAPTIVE ELECTRONICS PTY LTD

URGENT PRESS RELEASE

THE SOLE AUSTRALIAN DISTRIBUTOR OF TANDON DISK DRIVES, ADAPTIVE ELECTRONICS PTY LTD, HAS ANNOUNCED THAT TANDON CORPORATION HAS NOW INTRODUCED FIVE NEW 5.25 INCH WINCHESTER AND FLOPPY DISK DRIVES THAT GREATLY EXPAND CURRENTLY AVAILABLE PERFORMANCE AND CAPACITIES AT PRICES BELOW PRESENT INDUSTRY LEVELS STOP . . .

INCLUDED IS THE NEW MODEL TM50, DOUBLE OR SINGLE SIDED, 48-TPI FLOPPY DISK DRIVE IN A TRULY HALF-HEIGHT CONFIGURATION PRICED FROM APPROX \$120.00 STOP . . . ALSO INCLUDED IS THE TM703, A 31 MBYTE, 600-TPI, ULTRAFAST, CLOSED LOOP WINCHESTER DISK DRIVE PRICED AT APPROX \$1,800.00 STOP . . .

FOR FURTHER INFORMATION, CONTACT THE AUSTRALIAN TANDON DISTRIBUTOR:
ADAPTIVE ELECTRONICS PTY LTD,
418 ST KILDA ROAD,
MELBOURNE, 3004.
TEL: (03) 267 6800
TWX: 32565

DISTRIBUTORS: COMPUTER CONSULTANTS (003) 315 502
MICROBASE (09) 328 9308
MR FLOPPY (02) 939 1800
CUSTOM CIRCUIT COMPUTERS (07) 204 4995

Attention all Super-80 owners!

A new book, "Software for the Super-80 Computer", will be available during September. Reserve your copy now.

This new book, presently at the printers, was compiled from submissions to the Super-80 Software Competition judged earlier this year. The book has 48 pages, of the same size as this magazine, featuring 17 Basic programs in printed listing form. They represent a useful range of exercises which will be of use to all Super-80 owners. The price: \$5 plus \$1 for postage anywhere in Australia.

To: Electronics Australia, PO Box 163, Chippendale, 2008

Please send me copies of "Software for the Super-80 Computer" at \$6.00 each (includes post and packing)

NAME

ADDRESS

. POSTCODE

I enclose cheque/postal order to the value of \$

Please charge my Bankcard \$

Bankcard Number 496

Expiry Date Cardholder Signature

If you are using Bankcard, be sure to include your full address (not a PO Box)

Microcomputer clubs directory

Australian Computer Society (Canberra branch)
Microprocessor Special Interest Group (MICSIG):
PO Box 446, Canberra City, 2602.
All systems

ACT Apple Users Group:
Jeff Brock, PO Box 1231, Canberra City, 2601.

Canberra Compucolor Club (CCC):
Jim Farquhar (062) 41 2870
Meetings at DEC offices, 28 Lonsdale St, Braddon, ACT.

Compucolor, Intecolor computers
Canberra Micro-80 Users Group
Bill Cushing, Urambi Village, Crozier Circuit, Kambah, 2902.

All Z80 based computers
OMEGA Ohio Scientific (ACT):

Geoff Cohen (062) 54 7608.
OSI systems

PET Users Group:
Greg Wilkins 512 3836.
Meetings at Scott House, 219 London Circuit, Civic, ACT.

Commodore PET
Hewlett Packard User Group:
Claire Maguire

121 Wollongong St, Fyshwick, ACT.
(062) 80 4244
Hewlett Packard systems

Victoria

Apple Users Society of Melbourne (AUSOM):
c/- 100 Chapel Rd, Moorabin, Vic 3189.

Apple II and III
CP/M Data Systems (Formerly The Northern and Western

Suburbs Computers Users' Group):
284 Union Rd, Moonee Ponds, 3039.

CP/M systems
ZX80 Users Club:
24 Peel St, Collingwood, 3066.

Sinclair ZX80
Computer Education Group of Victoria:
PO Box 245, Niddrie, 3042.

All types of educational computer systems
Super-80 Users Group:
Andrew Harding, PO Box 87, Glenhuntly, 3163.

Super-80
A.T. Microcomputer Club:
10 Sunbeam Rd, Ringwood East, 3135.
DG280 board, Microbee

FORTH Interest Group Australia:
Lance Collins, PO Box 103 Camberwell, 3124.

All systems running FORTH
Microcomputer Club of Melbourne:
PO Box 60, Canterbury, Vic 3126.

All types, special interest in TRS-80 and System-80
Ballarat Computer Users Group:
C/- PO Box 3, Ballarat, 3350.

All hobbyist systems
Sord M100 Users' Group (SMUG):
13 Stratford Square, Wantirna, 3152.

Sord systems
Mitsui Spectrum-11 Users group:
Greg McDonald, 17 Malvern St, Bayswater, 3153.
Spectrum-11 minicomputer

FORTH Interest Group:
FIG, PO Box 103, Camberwell, 3124.

All systems running FORTH
KAOS (Ohio Scientific):
David Anear, 49 Millewa Cres, Dallas, 3047.

All Ohio Scientific systems
Burwood Users Group (BUG 80):
PO Box 46, Blackburn South, Vic 3130.

TRS-80 and System-80.
Geelong Computer Club:
PO Box 6, Geelong, 3220.

All types
OSV6502 Users Group:
Ian Eyles, 10 Forbes St, Essendon, Vic 3040.

Ohio Scientific and other 6502 systems
Peninsula Computer Club:
George Thompson, 3 Patterson St, Bonbeach, Vic 3196.

All systems
Compucolor Users' Group:
L. Ferguson, 12 Morphett Ave, Ascot Vale, 3032.
Compucolor

SCUA Sorcerer Computer Users (Australia):
PO Box 144, Doncaster, 3108.
Exidy Sorcerer

Tasmania

Tasmanian Small Computer Users Group
PO Box 474, Sandy Bay, 7005.

All types
Tasmanian OSI Users Group
David Tasker, 11 Bass Highway, Westbury, 7303.

Ohio Scientific
TAS-Micro:
Peter Deckert, Unit 1/456 West Tamar Rd, Riverside,
Launceston 7250.

All systems
Tasmania Apple Users Club
PO Box 188, North Hobart, 7002.

Apple II and III computers
Tasmanian Electronics and Microcomputer Oriented Society
(TEMOS)

John Stephenson, 4 Melinga Place, Taroona, 7006
All systems

South Australia

Adelaide Micro User Group:
36 Sturt St, Adelaide, 5000.

All types, with a newsletter published by users of TRS-80 and
System-80 computers

South Australian Apple Users Club:
The Secretary, C/- The Bookshelf, 169 Pirie St, Adelaide, SA,
5000.

Apple II and III systems
Sorcerer Users Group of South Australia:
Secretary, 22 Delange Ave, Banksia Park, 5091.

Exidy Sorcerer
South Australian Microprocessor Group (SAMG)
PO Box 113, Plympton, SA, Plympton, SA

All types
Compucolor-Intecolor Users of South Australia:
PO Box 86, Toreensville, SA, 5031.

Compucolor and Intecolor systems
Commodore Computer Users' Association of SA
PO Box 60, Clarence Gardens, 5039.
Commodore computers

Western Australia

Perth TI-99/4 Users Group:
Bernie Elsner, PO Box 246, Mount Lawley, 6050.
Texas Instruments home computer

Sorcerer Computer Users of Australia:
Secretary, 90 King George St, Perth South, 6151.
Exidy Sorcerer
Western Australia Compucolor/Intecolor User Group
(CUWEST):

C/- WAIT Computing Centre, Kent St, South Bentley, 6102.
Compucolor, Intecolor

Apple Users Club of WA:
PO Box 38, Willetton, 6155.
Apple computers

The Western Australian Atari Computer Club:
Secretary PO Box 7169, Cloisters Square, Perth, 6000.
Atari 400/800 systems

Club for Peach Users (CPU):
Brendan Butcher (09) 367 5880

Secretary, 1 Charf Court, Riverton, WA, 6155.
Hitachi Peach and other 6809 systems

Perth '80 User Group:
C. Powell (09) 457 6849

Meetings first Tuesday of each month, 7.30pm.
TRS-80 and System-80 computers

Northern Territory

Northern Territory Microcomputer users Group:
H. Stockdale, 4 Bellara Street, RAAF Base, Darwin, 5789.
Meeting the first Sunday of each month, 96 Freshwater Rd,
Jingili, Darwin.
All types.

Microcomputer Association of the Northern Territory:
Andy Smith, Darwin Community College, Casuarina, 5792.

Northern Territory '80 Computer User Group:
R. T. O'Brien, 433 McMillans Rd, Jingili, Darwin, 5792.
System-80 and TRS-80

New Zealand

Hawkes Bay Microcomputer Users Group:
580 Lowe Street, Hastings, NZ.

All types
Wellington Microcomputer Society Inc:
Lindsay Williams, 2 Pope St, Plimmerton, NZ.

All types
NZ Microcomputer Club Inc:
PO Box 6210, Auckland, NZ.
This club brings together Users' Groups from all over New
Zealand, including Commodore, Apple, Tandy, CP/M ZX81,
DREAM 6800 and OSI groups.

If your club doesn't appear here, or if (shock, horror!) the in-
formation given is incorrect, please help us by sending up-to-
date information for our next club listing. ☺


32K BYTES FOR THE ZX81

This board uses
Dynamic RAM chips for
lower cost and lower
power consumption.

Simply plugs into
the ZX81 expansion port
offering 32K bytes for
Basic programs and
data handling. No extra
PSU required. AMAZING!!!

Extra memory to help
you build up your ZX81 into
a powerful microprocessor
system at an affordable price.
Compare the price with other
RAM PACKS available on
the market!!!

SPECIAL RAM PACK FOR THE ZX81



**PRICE FOR 32K RAM PACK (RP 32)
ONLY: \$165 Incl. p & p (Australia)**

SEND ORDER TO:
VENDALE PTY. LTD., Dept. A7, P.O. Box 456,
Glen Waverley, VICTORIA 3150.
36 Plymouth St., Glen Waverley (03) 232 0444.

VENDALE

VEN 0057



IBM Personal Computer goes on sale in Sydney

The IBM Personal Computer has come to Australia months before it was expected. A Sydney company, Cybernetics Research, is taking orders for the basic IBM PC configuration, with deliveries three weeks after the date of order.

So great has been the demand for IBM's Personal Computer since it was released in the United States late last year that IBM has not yet launched the system outside the US.

Predictions are that IBM will sell 200,000 Personal Computers this year in the US alone.

Cybernetics Research is mainly aiming at equipment manufacturers and software developers who want to use the IBM computer before it is officially released here. They do not expect many personal buyers to be attracted by their terms — cash in advance and delivery in three/four weeks.

Cybernetics' price is not much above the US selling price. \$5,500 will buy the basic unit; processor unit, keyboard, one disk drive and green screen monochrome monitor with IBM DOS. A graphics option is a further \$520.

"What we have at the moment is the bare bones" said Cybernetics' Research General Manager Mr Richard Mills. "We are arranging supplies of software, and a service backup. The important thing is that we have the machine. We have been promised delivery in Sydney about three weeks from date of order and we are confident that this promise will be kept. We will, of course, be writing our own software for this machine — including Cyword, our word-processor, which is almost certainly the best word-processing system yet written.

"We are also looking at an Australian-

oriented accounts package, and a visual calculator".

Cybernetics Research are also NSW agents for the Hitachi Peach and the OKI if800, a self-contained Z-80 based system with colour graphics and a built-in printer.

In addition they can supply the Fairlight range of computers, manufactured in Sydney.

This range of dual 6809-based computers include the Qasar general purpose system and the Lightwriter, a dedicated word processor.

Fairlight are manufacturers of the CMI (Computer Musical Instrument) featured in the August issue.

For more information contact Cybernetics Research, 120 Lawson St, Redfern, NSW 2016. (PO Box 138, Chippendale, NSW 2008).

DREAM 6800 newsletter resumes publication

CHIP-8 received a big boost as a learner's language when EA introduced readers to a new computer design by Michael Bauer in May 1979. The advantages of the DREAM 6800 project were the experience gained in building a computer, the cost savings, and the power and ease of use of CHIP-8.

Since then the DREAM has gathered a large following — too large for the needs of enthusiasts to be met by EA. It would take the whole of the magazine to satisfy their thirst!

Rescue came in the form of Graeme Samways and Garry Nelson who formed the "NSW 6800 Users Group" and began publication of a newsletter. September 1980 saw the first of 18 newsletters, with regular subscribers growing to over 400. The standard of their work was so high that photocopies are in hot demand. Our thanks to Graeme and Garry.

Towards the end of its life the monthly magazine became known as the "DREAMER", and in issue 17 Ashley Emery of Beverly Hills made an offer to take over publication. Now "DREAMERS" newsletter No. 19 has been produced and distributed by Ashley with the help of Andrew Jack.

The first issue of "DREAMER" by Ashley

contains four CHIP-8 programs, two 6800 machine language programs and news and tips for users. Two programs of special interest are the monophonic organ using the keyboard to play tunes and the Auto phone dialer, with details of hardware and connections to be made.

Cost of the "DREAMER" is \$3.50 per issue or \$18 for six issues. To subscribe or to contribute material for publication write to Ashley Emery, 45 Ponyara Rd, Beverly Hills, NSW 2209.

Apple to move into Australia?

According to a report in the July 2 issue of Australasian Computerworld, Apple Computer Inc is set to take over the marketing of its products in Australia directly.

Rudi Hoess, managing director of the present authorised distributor, Electronic Concepts Pty Ltd, said recently that the new arrangement between his company and Apple "will possibly lead to the acquisition by Apple of the Apple elements of Electronic Concepts".

Few details are available at this stage, but it seems that the success of Electronic Concepts has inspired Apple to take a close look at the Australian market.

MicroByte — a range of software for the 2650

MicroByte (Software for the 2650) has sent us a copy of their latest newsletter, and it's an eye-opener! All you 2650 users who felt abandoned can take heart. MicroByte has a range of software for 2650 systems, including monitor/cassette operating systems, text editors and a new language.

A Disk Operating System will be available shortly, while an Assembler, Basic 3.0 and a text processing program are ready for delivery. The new language is Forth, a compact, fully extensible language whose users swear is the easiest and fastest language to program in. Many books are available describing Forth so we don't go into detail.

There are many varieties of 2650-based systems, either designed entirely by constructors or based on a published design. Most Microbyte software can be configured to run on any system, but if in doubt check with the suppliers first.

MicroByte is run by Ian Binnie and Martin Hood, and the latest newsletter does contain an explanation of why orders sometimes take up to six weeks for delivery. If you can bear with that find out more from MicroByte at PO Box 274, Belconnen, ACT 2616.

"Overall, we are very impressed with the Blue Label System 80. On a dollar per function basis it probably represents the best value around for a ready-built computer. Other systems can be bought for less, but ultimately they are not as powerful or as readily expandable as the System 80. There is also the matter of software, and here the System 80 really scores, with hundreds of compatible programs available for the TRS-80 as well as those specially written for the System 80." Peter Vernon, Electronics Australia June '82

Read what EA have to say!

That's the new SYSTEM 80 BLUE LABEL



with features like:

- 16K memory (expandable to 48K with X-4020 Expansion Unit)
- Full upper/lower case video display capability
- Built-in speaker
- Built-in cassette deck with level control
- Works with any standard TV set or monitor
- Flashing cursor

WAS NOW \$750 ONLY

\$690

SAVE \$60!

- Huge range of software programs (compatible with most Tandy TRS-80 programs)
- AND LOTS MORE! Cat X-4005

NOW BACK IN STOCK!

EXPANSION UNIT

A BRAND NEW MODEL! - now with extra valve! The first row of 16K RAM is firm as standard in this unit, with provision for an extra 16K (making the possibility of a HUGE 48K total memory!). It provides as standard a floppy disk controller capable of controlling up to 4 single density disk drives. Significant changes internally include removal of the S-100 motherboard (now available as an option - see below). The Centronics port is still standard but the RS-232C interface and connector are now only available as options (see below). Cat X-4020.



\$399

16K Expansion Pack

Don't be misled into paying extra for no better quality, ours are the premium quality 200ns type 4116 dynamic RAMS used by most microcomputers. Why not upgrade your computer? Pack of 8 4116 RAMS. Cat X-1186.

\$29.95

S100 Interface Card

With this card you can open the way to many applications available via the S100 bus system. Cat X-4024.

\$129.00

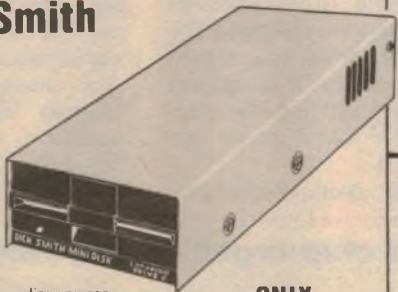
RS232C Interface

As an option with the expansion unit, the RS232C interface makes your computer capable of communicating with modems, or driving teleprinters or other serial printers. Cat X-4022.

\$99.00

BARGAIN DISK STORAGE with the Dick Smith DISK DRIVES

Our disk drives go much further... for so much less! They cost so much less than the Tandy Disk Drives and they incorporate a high quality MPI B51 drive mechanism together with matching inbuilt 240V power supply. Each drive has 40 track of storage capacity and is suitable for both double and single density recording. (With double density recording you can store more than 180K bytes per diskette!) They are suitable for use with most computers and disk controllers using the 34-way connection bus - such as the System 80 or TRS-80. (Don't pay their prices for disk storage!)



\$419

ONLY

Already configured for the two drives most users need: drive 0 (Cat X-4060) and drive 1 (Cat X-4061).

ALSO AVAILABLE DISK BASED SYSTEM 80 Mk II

When cassette operation is too slow and cumbersome for business operation, then this System 80 is the answer. The normal in-built cassette mechanism has been removed (even though we've allowed for external cassette connection) to allow for connection to a disk drive. We also added numeric keypad for extra fast finger input, and a special ROM program to allow for a flashing cursor on the screen for instant position recognition. Plus lots, lots more! Why not check it out at your nearest store right away! Cat X-4100.



ALMOST HALF PRICE!

ORIGINALLY \$1495

NOW ONLY


\$750

ECONOMY GREEN PHOSPHOR MONITOR

If you're seriously into computers then this is the monitor for you. Provides a sharper, brighter image, and you avoid eye fatigue! Suited more for the professional rather than the hobbyist! Cat X-1198.

ONLY

\$199



Our most popular monitor!

DOT MATRIX PRINTER

\$799

ONLY

WAS \$970



SAVE \$170!

We've sold more of these superb printers than any other type. The Itoh 8300P offers so many advantages over its competitors - not the least being the price! It features high speed, bi-directional printing (125 ch per second) with a full upper and lower case character set. It accepts standard fan-form sprocketed paper, up to 240mm size (minimum 115mm) and so much more!

Each printer is supplied with a technical manual, a maintenance manual and is fitted with the standard 57N-36 input connector. Cat X-3255

AND YOU COULD WIN A DATSUN STANZA BUT ONLY FROM DICK SMITH ELECTRONICS!

SEE PAGE 98 FOR ADDRESS DETAILS



DSE/A313 2/PAI

Microcomputer News

Computers Galore for business systems

Computers Galore, of Sydney, has acquired two new computer agencies, adding to their line-up of business computers.

Computers Galore opened last December as an Apple dealership, and have since added the Adler Business System and Osborne portable computers. Manager Steve Colman, a businessman for over 20 years, has recently been joined by Phil Enever who brings with him considerable experience in mainframe computer applications.

"Both of us believe that micro computers will become as necessary to the businessman as telephones or calculators," says Steve Colman. "The fact that we are not computer whizz-kids but down-to-earth practical businessmen should give our clients the confidence they need working out their requirement."

The shop is currently running a series of free seminars on program packages for specific trades, professions and businesses. For more information contact Computers Galore, 99 Military Rd, Neutral Bay, NSW 2089 (02) 908 2355.

More Apple software

Electronic Concepts Pty Ltd, sole distributors of Apple computers in Australia, has announced a range of new software for the Apple II.

For educational users, Apple "Superpilot" is now available to help teachers in schools and industry to create lessons and illustrations for computer-aided instruction. Superpilot offers all the facilities of the earlier Apple Pilot plus added features for enhanced graphics, easy debugging and computer control of videodisc and videotape players.

Also announced are two support products, Co-Pilot and Superpilot Log. Co-Pilot is an interactive self-paced tutorial on Apple Pilot, while the Superpilot Log works with Superpilot as a record keeping program that automatically keeps track of test scores by item, student or class.

Superpilot requires an Apple II or Apple II plus computer with 64K of RAM.

For the Apple III, Microsoft Corporation has released "Softcard" (TM) a Z80 processor board which plugs into one of the internal expansion slots and allows the computer to run CP/M based programs.

Documents on demand from Anacom printer



The new Anacom model 160 and 160Z dot matrix printers extends the Anacom range to eight models. The Anacom 160 uses a unique paper drive mechanism which pulls the paper up through the machine to the print head. This arrangement means that the full height of forms is available for printing and enables the use of heavy, multipart forms, labels, invoices and cheques without adjustment of the tractor feed.

The high mounting position of the print head combined with the paper feed mechanism means that forms can be printed to within 1.3mm of the perforations. There is no need to reposition the paper or remove the paper from the drive mechanism when detaching forms. It is claimed that the Anacom 160 virtually pays for itself with the forms, paper and labels it saves.

A heavy duty print mechanism,

rated at 150 characters per second and a nine wire dot matrix print head, good for 300 million characters are further features of the Anacom 160 models. Bi-directional printing, serial or parallel interface and 80 or 132 column printer carriages are also available.

The Anacom 160Z offers more features, with a choice of six character sizes, dot addressable graphics, correspondence quality printing (with double striking of the dot matrix characters) and a 4K byte buffer memory. Four character sets, including a user programmable set, allows for foreign languages (Arabic and Greek, for example) and mathematical and scientific symbols.

For more information on the Anacom 160 printers, contact the Australian distributor, Paris Radio Electronics, Shop 1, 165 Bunnerong Rd, Kingsford, NSW 2032.

New 64K bit chip organised as 16Kx4

An announcement from Texas Instruments Inc points out a disadvantage of the 64K x 1-bit Random Access Memory chips being increasingly used in computer systems. Dynamic RAM chips are currently organised to supply one bit of data for each of 65,000 memory locations. To set up a 64K by 8-bit memory thus requires eight of the chips.

The problem is that using 64K x 1 chips the smallest amount of memory that can be provided is, of course, 64K. Many systems, however, may only require 16K

of memory.

To answer this problem Texas Instruments has introduced a 64K bit RAM chip which is organised as 16,000 4-bit memory locations. Two of the new TMS4416 chips thus provide 16K of 8-bit dynamic RAM. Normally eight 16K x 1 chips would be used for this requirement.

Other advantages of the new design include a higher data rate (more bits per second) and lower power dissipation than "x1" configurations.


SPHERE COMPUTERS



Box 380 Darlinghurst NSW 2010

AN ADVANCED SYSTEM BASED ON THE 6809 MICROPROCESSOR

- * EFFICIENT
- * VERSATILE
- * EXCELLENT SUPPORT
- * SUPERB SOFTWARE
- * MK2 MULTI USER AND MULTI TASKING



MK 1 and MK 2 SPECIFICATIONS

PROCESSOR

The heart of the system is the Motorola 6809 CPU and considered to be the most powerful 8 bit Microprocessor available today. The CPU board is fitted with Memory Management hardware which allows it to directly address up to 1 Megabyte of memory using a 20 Bit address bus.

The system is provided with a 2716 compatible 2k Monitor ROM or EPROM.

MEMORY

A 64K Ram board is provided as standard. However the system may be provided with as little as 8k if desired and more added later.

PERIPHERALS

Additional VDUS, Dot Matrix Printers, Daisy Wheel Printers, 8" and 5" Floppy Disk Systems, and a hard disk drive of up to 40MB may be connected to the system. Interface boards and software are available to support all these devices in a singular or multi-user environment.

INPUT/OUTPUT

8 I/O Boards slots are provided, each of which may be fitted with a dual serial or dual parallel interface board using DB-25 "D-TYPE" Connectors. Many other types of interface Boards are also available.

CABINET

The Cabinet is made of heavy gauge (approx 1/8") Aluminium Anodised in Delightful blue.

SIZE

Approx: 16" wide by 20" deep by 7.5" high

WEIGHT

Approx 10KG (including supply, CPU, 64K RAM, and I/O board).
A/C POWER INPUT 115-240 VOLTS A/C +/- 10%, 50-60Hz.

POWER SUPPLY

Provides 8.5V, +12V, -12V unregulated supply to the buss. All components are P.C. board mounted and fuses readily accessible.

SOFTWARE SPECIALIST FOR THE 68XX SERIES

MICROWARE SYSTEM CORP

OS-9 Level 1 Operating System	\$195.00
OS-9 Level 2 Operating System	\$495.00
Basic 09 Programming Language	\$195.00
Pascal OS-9	\$440.00
Macro Text Editor	\$ 95.00
Assembler	\$ 95.00
Debugger	\$ 35.00
Stylograph Word Processor	\$175.00
Cobol Programming Language	\$995.00
C Programming Language	\$440.00

TECHNICAL SYSTEMS CONSULTANTS

UNIFlex Operating System	\$550.00
UNIFlex Basic	\$200.00
UNIFlex Pascal	\$250.00
UNIFlex Fortran 77	\$350.00
UNIFlex Relocating	
Assembler & Language Editor	\$175.00
General Purpose Flex 6809	\$165.00
General Purpose Flex 6800	\$165.00
Exorcisor Flex 6809	\$165.00
SWTPC Flex 6809	\$ 45.00
GIMIX Flex 6809	\$ 99.00
TRS80C Colour Flex	\$ POA
Extended Basic	\$110.00
Utilities	\$ 82.50
Pascal for Flex	\$220.00
68000 Cross Assembler for Flex	\$275.00

Sort Merge Package	\$ 82.50
Text Editor	\$ 55.00
Assembler	\$ 55.00
Debug Package	\$ 82.00
Diagnostics	\$ 82.50
Text Processor	\$ 82.50

FRANK HOGG LABORATORY, INC

XForth	\$165.00
Jasic Programmer Tool Kit	\$ 77.00
Extended Use Utilities Pack	\$ 77.00
Password Protection Pack	\$ 99.00
Dynasoft Pascal Flex	\$ 99.00
Bill Payer System	\$185.00
Spell Test	\$220.00
Super Sleuth	\$110.00
Stylograph 2.0	\$325.00
Dynastar Full Screen	
Editor OS-9, Flex	\$ 99.00
CRASMB Cross Assembler, Flex,	
6809, 6800, Z80, 8080, 6502	\$149.00
Dataman + DBM	\$220.00
Plot	\$ 49.00
Tabula Rasa	\$110.00
Job Control Program	\$ 99.00

WASHINGTON COMPUTER SERVICES

6809RMS DBM for Flex	\$220.00
6809 RMS DBM for UNIFlex	\$330.00
6809 RMS DBM for OS-9	\$275.00

UNIVERSAL DATA RESEARCH INC

DBM 2 Flex	\$450.00
DBM 2 UNIFlex	\$550.00
Payroll	\$495.00
Accts Receivable	\$495.00
Accts Payable	\$495.00
General Ledger	\$495.00
Inventory	\$495.00

TALBOT MICROSYSTEMS

tForth	\$ 99.00
tForth+	\$275.00

COMPUTER SYSTEM CENTRE

DYNAMITE Dissassembler	\$ 66.00
DYNACALC	POA

DUGGERS GROWING SYSTEMS

6809 C Compiler ver 2.0	\$130.00
-------------------------	----------

OMEGASOFT PRODUCTS

PCS2 Pascal Compiler Flex,	
OS-9, MDOS	\$490.00
Ral1 Relocatable Assembler &	
Linking Loader	\$150.00

SWTPC

EDIT Word Processing Editor Flex	\$110.00
C Compiler for UNIFlex	\$ POA
* Prices subject to alteration without notice, \$5 handling and packaging plus postage.	

AVAILABLE FROM

Office and showroom:

Shop 1 165 Bunnerong Rd Kingsford NSW 2032.

Postal address:

PO Box 380 Darlinghurst NSW 2010.

Tel (02) 344 9111

Telex AA22579

J. H. MAGRATH & CO

208 Little Lonsdale Street,
MELBOURNE, VIC 3000

TEL: (03) 663 3731

Microcomputer News

New address for Paris Radio Electronics

Paris Radio Electronics, distributors of 6809 systems and software, has moved to a new office and showroom at Shop 1, 165 Bunnerong Rd, Kingsford, telephone (02) 344 9111. The postal address is unchanged at PO Box 380, Darlinghurst, NSW 2010.


Paris Radio Electronics are the authorised distributors for Sphere, Gimix Inc and South West Technical Products Corporation microprocessor systems and probably Australia's largest supplier of software for 6800, 6809 and 68000 processors. Packages are available to run under the three most popular operating systems, Flex(tm), OS-9 (tm) and Uniflex (tm). In addition a wide range of books and magazines are available, including a new United States publication, "System-68" magazine. The first issue contains articles on DMA for the 6800, a comparison of 68000 and 6809 microprocessors, disk diagnostics and CRT terminal controllers, among others.

For further information contact Paris Radio Electronics at the address above.

Interface board for Olympia typewriter

Those looking for an economical printing computer terminal now have the option of converting the Olympia ES100 typewriter with an interface board from SME Systems.

SME, who designed the typewriter conversion boards, has been manufacturing them exclusively for Olympia for the past two years. Now the company is offering the boards with manual and fitting instructions to the public for \$240.



Mike Pratt, Managing Director of SME, says that his company's conversion hardware and software has made the Olympia one of the most versatile typewriters on the market.

"With the board, the Olympia ES100 is also a word processing quality printer and a stand-alone hard copy computer terminal."

In both functions the typewriter with conversion board is compatible with any

computer that uses RS232C communication protocols.


"As a terminal it can communicate via a modem with any computer system, a handy tool for the professional and small businessman who finds it difficult to justify the expense of a 'dumb terminal' that may only be used infrequently," Mr Pratt adds.

When not communicating with a computer system the ES100 can still be used as a typewriter.

According to Mr Pratt, virtually any typewriter owner can fit the board in less than 20 minutes, although SME will do the installation for an additional charge.

For more information contact SME Systems, 22 Queen St, Mitcham, Vic 3132.

Dick Smith Electronics S-100 prototyping board



Dick Smith Electronics now has available a new wire-wrap prototyping printed circuit board for S-100 systems. The board, H-8850, is ideal for experimenters, custom interfaces and computer circuits.

It is a standard size S-100 board, double-sided but not plated through, with tinned tracks for easy soldering. The edge connector is gold-flashed, and the board includes space and mounting holes for four 3-terminal regulators.

The board costs \$25 and is available from all Dick Smith stores and resellers.

Eurocard modules from Rank Electronics

Thorn-EMI has appointed Rank Electronics as its Australian distributor of the Thorn-EMI range of Eurocard microprocessor modules.

The boards are designed and manufactured in South Australia.

Eurocards are available using 8-bit Motorola microprocessors, including the 6800, 6802 and 6809. Other modules include ROM, RAM, digital I/O, communications boards and peripheral controllers. All boards conform to the standard Eurocard size (100mm x 160mm) and use the standard edge connector format.

For further information contact Rank Electronics, 19 Trent St, Burwood, Vic 3125, or your local Rank Electronics sales office.

IBM

Personal Computer

NOW AVAILABLE

64K Dynamic RAM, Dual Drives
and Green Screen

16-COLOUR GRAPHICS

SOFTWARE AND SERVICE
FACILITIES

Contact:

CYBERNETICS RESEARCH

120 Lawson Street
REDFERN 2016 NSW
Phone (02) 698 8286, 699 3690

Dealer for:
Peach, OKI & Fairlight

HOBBYISTS... BARGAIN BASEMENT... OVER STOCKS, MISTAKES, END OF LINES... YOU REAP THE BENEFIT!



TELL TIME & TEMP!

Build yourself a clock that doubles as a thermometer... or build yourself a thermometer that doubles as a clock! Superb module does it all for you. Pre-assembled-ready to build in. Huge 18mm digits - visible for miles! Cat Y-1053.

\$2250 WAS \$34.50! **SAVE \$12!**

Full technical data sheet supplied with each module!

OR A COMPLETE KIT?

Complete kit also available: includes case, power supply, etc. Full assembly instructions supplied too!

Cat K-3436 **\$4950**

Introducing the Dick Smith

The Video Entertainment system with computer capability*

WIZZARD

Cat. Y-1000

- ★ Great range of games — Sonic Invaders, Auto Chase, Planet Defender and many more!
 - ★ 'Nasa' type hand controllers with 16 positions and qwerty keyboard
 - ★ High resolution graphics — tighter matrix gives much better picture quality — you'll appreciate the difference
 - ★ Latest technology — other TV consoles were designed 2 or even 3 years ago — a lifetime in electronics
- *Available soon: BASIC cartridge, simply plug in & your Wizzard is now your own personal computer. Watch our ads for availability.
- AND ITS ONLY \$29500**

MONTHLY SUPER SPECIAL

WATCH THIS SPACE EACH MONTH FOR DETAILS OF OUR EXCITING MONTHLY SPECIAL — SAVE A FORTUNE OVER NORMAL PRICES AVAILABLE FROM ANY OF OUR STORES OR MAIL ORDER CENTRE!

FLUORO TRILITE LANTERN

Just the thing for blackouts — or for the glovebox, etc. 3 way light. Fluoro lamp, spot lamp or emergency flasher. With heavy duty web carrying strap. Top value at normal price and now look!

Cat Y-1084 WAS \$34.95

NOW HALF PRICE \$1750

RED FACES DEPT

Buy as we embarrass!

Someone adds a zero to an order — and we're overstocked! These superb folded aluminum cases were made to take our COI — but they're just as useful for any small project AND A BONUS! They're already drilled to take couple of 230X55's of Hurry — while stocks last! Cat H-3107

Measures 170(w) x 125(d) x 55(h)mm

\$7267

SUPERB TOOLS AT HOBBYIST PRICES

SIDE CUTTING PLIER

Made of sturdy gunmetal with a polished finish & insulated handles. Flat serrated jaws with unbeatable cutting edge. Has the edge on the others!

Cat. T-3270 **\$525**

Don't be a tool & buy elsewhere

LOOK! TAG TANTALUM CAP VALUES - WHAT VALUE!

Value	Volts	Cat. No.	Value	Volts	Cat. No.
0.1	35	R-4700	4.7	35	R-4740
0.22	35	R-4705	6.8	35	R-4745
0.33	35	R-4710	10	25	R-4750
0.47	35	R-4715	15	16	R-4755
1.0	35	R-4720	22	16	R-4760
1.5	35	R-4725	33	10	R-4765
2.2	35	R-4730	47	6.3	R-4770
3.3	35	R-4735	100	3	R-4775

ALL ABOVE TANTALUMS:
From 0.1uF to 6.8uF 60¢ 10 up 55¢
From 10uF to 100uF 70¢ 10 up 65¢

ELECTROS AT NEAR WHOLESALE PRICES!!!

Value in uF	Volt.	Cat No	Price 1-9	Price 10 up
0.47	63	R 4010	30c	25c
1.0	350	R 4015	30c	25c
2.2	63	R 4020	30c	25c
3.3	25	R 4025	30c	25c
4.7	25	R 4030	30c	25c
4.7	500	R 4045	60c	55c
8	500	R 4050	85c	80c
10	16	R 4055	30c	25c
10	25	R 4060	30c	25c
10	63	R 4065	30c	25c
16	500	R 4070	\$1.15	\$1.10
24	500	R 4080	\$1.15	\$1.10
25	25	R 4085	30c	25c
25	63	R 4090	35c	33c
33	500	R 4100	\$2.50	\$1.30
47	16	R 4105	30c	25c
47	25	R 4110	35c	30c
47	63	R 4115	40c	35c
47	350	R 4120	\$1.30	\$1.10
100	10	R 4125	40c	35c
100	25	R 4130	40c	35c
100	63	R 4135	45c	40c
100	350	R 4140	\$2.40	\$1.60
220	16	R 4145	55c	50c
220	25	R 4150	90c	80c
220	63	R 4155	95c	85c
470	16	R 4160	80c	75c
470	63	R 4165	\$1.30	\$1.00
640	16	R 4170	85c	75c
1000	16	R 4175	95c	85c
1000	25	R 4180	\$1.10	\$1.00
1000	35	R 4185	\$1.30	\$1.20
1000	63	R 4190	\$1.75	\$1.55
2500	16	R 4195	\$1.20	\$1.10
2500	25	R 4200	\$1.70	\$1.50
2500	35	R 4205	\$1.95	\$1.80
2500	50	R 4210	\$2.40	\$2.30
4700	35	R 4215	\$2.75	\$2.55

CENTRE ZERO METER

\$395 WAS \$5.49

Just the tool for tuners, discriminators, balance meters, etc. Beautiful straw coloured scale (looks snazzy in front of the back) 250uA half FSd Handy! Cat D-2095

DUAL COLOUR LED BEZEL

Imagine that! Both colour (red & green) LED's in one! Great for indicators of all types. Heavy chrome finish. Wotta bargain!

Cat S-3530 WAS \$2.90 **NOW \$1.80**

\$18 WORTH METAL FILMS FOR \$12.00!!!

YES! Save a fortune on this one — a specially selected pack (no rubbish) of 300 precision metal film resistors, worth \$35 more at normal prices! 1% tolerance, high stability, low temperature coefficient. A must for all serious uses (test equipment, etc.) Cat R-7015

ONLY \$12.90

BOOK BARGAINS

ARRL HANDBOOK

Into amateur radio? Then you need the Bible of amateur radio — the superb 1982 ARRL Handbook. All the latest details & updated electrical laws & circuits section. A MUST! Cat B-2219

\$19.95

MODULATORS

Your choice of audio or video modulators — ideal for computers, video games, etc. Pre-built and aligned — just drop 'em in!

AUDIO Cat K-6042 **NOW \$2.99** WAS \$4.50

VIDEO Cat K-6040 **ONLY \$5.50**

DELUX SLIDER POT KNOBS

Great to have in the junk box — you never know! Slightly finished black anodized push on knobs to suit standard slider pots.

Cat H-3782 **NOW \$25** WAS \$60

LITTLE TRIMMER

Hand-to-get 7-60pF compression trimmer. Our price only **\$1.50** Cat R-2905

PUSH BUTTON

High quality pushbutton switch with precise micro switch action. Cat S-1220 **\$2.30**

YOU JUST BOUGHT A PERSONAL WHAT?

Takes you into the exciting & creative world of Microsoft Level II BASIC. You learn as you program! Even explains hardware peripherals that can be added to your computer for greater versatility!

Cat B-2331 **\$15.95**

70V & 100V SPEAKER TRANNY

Great for PA work — or any application requiring 70 or 100 volt speaker lines (Multitapped: 2.5K & 5Kohm primary) Cat M-1100 **NOW \$4.90**

AUDIO JUMPER

As distinct from a woolly jumper! 4 RCA to 4 RCA leads with over 1m cable. Incredibly useful — incredibly cheap! Cat W-1060 **NOW \$3.95** WAS \$5.95

WOT'S THIS? 30c EA

It could be part of a space shuttle — or even an Exocet missile. We're pretty sure they could find a use for it if they tried. The truth is, it's a double eyelet assembly, as used in CDI and TAI systems but they can be used in literally hundreds of applications. Cat K-6001

NEW S-100 PROTOTYPER

Experimenting with computers? This one's for you — a brand new design, exclusive to Dick Smith Electronics. It's a double sided fibreglass PCB especially made for prototyping S-100 projects — like custom interfaces for example. It's one of the most useful development tools any designer — or even hobbyist — could own. It features gold flashed edge connectors for incredible reliability and life time conductors for easy soldering, supply rail buses to all IC positions and space on board for up to 4 TO-220 regulators. IDEAL FOR ANY S-100 MICROCOMPUTER! Cat. H-8850 **ONLY \$25.00**

SINGLE ENDED (PCB MOUNTING)

Value	Volt.	Cat No	Price 1-9	Price 10 up
0.47	25	R 4300	20c	18c
0.47	25	R 4310	20c	18c
10	25	R 4315	22c	19c
25	25	R 4320	24c	22c
33	10	R 4325	24c	22c
33	35	R 4330	28c	23c
47	25	R 4335	28c	23c
100	16	R 4340	28c	23c
100	25	R 4345	28c	23c
220	16	R 4350	28c	23c
220	25	R 4355	28c	23c
330	25	R 4360	28c	23c
470	16	R 4365	28c	23c
470	25	R 4370	28c	23c
1000	16	R 4375	28c	23c
1000	25	R 4380	28c	23c
1000	35	R 4385	28c	23c
1000	50	R 4390	28c	23c
1000	63	R 4400	75c	67c
1000	10	R 4410	63c	55c
1000	16	R 4420	75c	65c
1000	25	R 4430	75c	65c
1000	35	R 4440	55c	45c
1000	50	R 4450	80c	70c
2500	25	R 4460	\$1.30	\$1.10
6800	10	R 4470	\$1.30	\$1.10
10000	10	R 4480	\$1.95	\$1.75

TIME FLIES

Do you? Then you'll need a WORLD CLOCK showing you the time in any time zone anywhere in the world. Also great for bars, businesses, etc. etc. Cat Y-1054 **ONLY \$19.95**

FIND GOLD!

Want to make an economy detector? This must be the one. Designed by Electronics Australia, using the latest digital integrated circuit, this detector is very simple to make and won't break the bank. Cat K-3504 **\$19.95**

FAMOUS DICK SMITH C90 EDR CASSETTES

WAS \$2.75 **NOW \$1.99 EACH!** Cat C-3354

2.304MHZ WOCKS

Ideal for throwing at vixabits or even for frequency standard tuners, etc. Very accurate! WAS \$4.95 **NOW \$4.50** Cat K-6034

END OF AN ERA!

It's a sad day at DSE. Two of our most famous and most popular kits have reached the end of their runs. Not that there's anything wrong with them, new models have meant that they're uneconomic to produce. So if you want to have a part of Australia's electronics history, grab your chance now — and save a bundle at the same time!

MUSICOLOR III


(Short form — Cat K-3140) Is nothing sacred? The famous Musicolor III meeting its demise too. Come and take one off our hands — only \$49.00 each including the front panel. That's a saving of over \$10.00. And we've only got 150 left of these. Or one without a front panel (\$50 left) for \$45.00. We can't go on any longer, it's just too sad.

PLAYMASTER UNIVERSAL AMP.

(Short form — Cat K-4312) Oh no — our most popular kit EVER! Over 10,000 sold to happy constructors all around the world! All we've got left are 170 short form kits [ie. all electronics & front panel but not metalwork] and we're clearing these for an unbelievable **\$65.00!!!** Also available are 30 only short form kits without front panels — and these are just \$60.00!

AT YOUR NEAREST DICK SMITH STORE - & RE-SELLER ADDRESSES





INFORMATION CENTRE

NAKAMICHI 482: I wish to enquire about claims made in an article in August 1980 edition of your magazine. It concerns the Nakamichi 482 cassette deck. It stated in the article that "Few decks can match it in performance, regardless of price"; on what specifications and in relation to what type decks in particular was this statement based? If it is possible, could the various specifications be sent to my address concerning the tape decks as there is disagreement among my work colleagues as to the accuracy of this claim.

The specifications of the tape decks concerned would be of great assistance. (H. de G., Rotorua, NZ).

● The claim made for this deck was a generalisation which we believed to be correct at the time and still have no reason to doubt. The particular specifications highlighted in the review were the frequency response curves of the various tapes, particularly at high signal levels. Naturally, the situation has changed since then but the Nakamichi 482 would still be a very nice machine to own. Unfortunately, we are not in a position to provide a detailed comparison between the Nakamichi and its contemporary competitors.

AUTOTRANSFORMER: This is in regard to the item of page 61 of the April '82 issue. For small changes in voltage, the current available from the new secondary terminals is approximately equal to the rated current of the windings originally intended to be used as a secondary.

Auto transformers should not be used to lower the mains voltage by more than 25% unless they are an integral part of the equipment. (See SAA Code AS 3000 1981 section 4.28.4 for other restrictions placed on the use of auto transformers).

Two transformers selected at random did not have their terminals marked "Start" and "Finish" as shown in the diagram. This could pose a problem for some readers. Best wishes. (Anonymous).

● Thank you for your comments although why are you so coy about signing your name? As far as identifying the transformer connection is concerned, the reader should measure the output voltage of the "autotransformer" before connecting it to the equipment.

PLAYMASTER MOSFET STEREO AMPLIFIER: I have built the Playmaster Mosfet Stereo Amplifier. Everything set up as per instructions and sounds very nice. I would like to know how hot the heatsink should get, under no signal conditions. The heatsink in mine gets unbearably hot, when turned on and not operating. (M.R., Mildura, Vic.)

● Under no signal conditions the heatsink does become quite warm or even hot, depending on the ambient temperature. However, your description suggests that the quiescent current is too high or perhaps the amplifier is oscillating supersonically and thus dissipating more power than it should.

TRAFFIC INDICATOR: I have been prompted to make this request by the failure of another of the commercially available indicate flasher units. Has there been, and if not would it be possible to publish a circuit for automobile indicator unit?

I have seen circuits that are good for cars and for add ons for trailer repeaters. I do not have the knowledge to combine them. The unit needs to include a facility for "low" voltage off mode that keeps the filament hot but not "on". This I understand prolongs the bulb life. Also needed is a repeater section for trailer connection.

There may be need for isolating the rear lamps so that the reversing lights do not feed power back into the circuit, when they are on, as most reversing lights seem to operate on the rear turn lamps.

Another query, in the computer columns I read about machines using BASIC under varying types, Microsoft BASIC, SuperBASIC and Microworld BASIC, etc. Now are these various types ways around copyright or are they a way of ensuring that a user only has access to one or two sources of software?

I must add that I enjoy the magazine greatly and have had fun with some of the novelty projects. I had some nice compliments on building the flashing Christmas tree. (C. B. Girrawheen, WA).

● We have not devoted any thought to this as a possible project but it does have quite a few requirements. For a start, as you have noted, when the lamp is flashing, it does not turn off but is maintained at "red heat" between flashes. We

are not sure whether this is mainly to extend bulb life or the life of the switching contacts, but it could probably be easily incorporated into a transistor circuit. Naturally, the circuit must also provide audible indication that it is functioning.

Also required would be some means of indicating bulb failure. The present electro-mechanical indicators do this well by cycling much faster if a bulb fails. And finally, a "hazard" flasher function must be provided. When you add all this up, the conventional mechanical doo-hickey does the job very well. But we will have a think about an electronic version.

As far as the different versions of Basic are concerned, these are usually interpreter programs written to suit the particular hardware and specifically the microprocessor used in a computer. Partly, some of these Basic interpreters have also been written to avoid paying royalties to another company. As you have guessed this does restrict the access to software unless the user has sufficient programming skills to transfer program features from one Basic program to another. As someone said, "Life wasn't ..."

110V POWER SUPPLY: I would like to know if you have published a circuit diagram of a unit to replace a 240V-110V stepdown transformer. This would probably use a Triac and would have overload protection.

I would like to know also if there is any truth in the statement that a power Triac can be used as an output stage of an amplifier. If so, how about publishing the circuit? (D.H., San Miguel, Manila.)

● Yes, back in February 1972 we did publish a circuit to give a regulated 110V RMS output from a mains input voltage range of 160 to 260 volts RMS. The circuit used just three semiconductors, a Diac, Triac and a silicon bilateral switch, plus a few passive components. It was intended to run a 110V photographic enlarger and would probably be not suitable for running a TV set, as you envisage. However it would be suitable for any resistive load, with a power rating to suit the Triac used.

Concerning a Triac used in an audio amplifier stage, it may be possible but it certainly would not be a practical circuit as Triacs are normally intended for

regenerative switching applications at frequencies of 400Hz and below. Just how they could be used in linear mode we are not sure. Nor would we bother. However, we wonder if this statement arises from the use of Triacs as an output "crowbar" in some Japanese amplifiers of about 10 years ago.

In this mode, they were connected directly across the audio output of each channel. Then, if there was a mishap and one of the output transistors failed, a large DC voltage would appear across the speaker. This would be detected by the Triac driver circuitry and the Triac would immediately turn on to short out the DC condition and thus protect the speaker. This would inevitably destroy the other output transistor which meant that usually all the output transistors would have to be replaced.

At the time, the thinking was that it was cheaper to replace output transistors than to repair an expensive loudspeaker system. Nowadays, relay protection is normally used to disconnect the speakers in the case of a DC fault and no further damage is caused to the power amplifiers.

LOUDSPEAKER DESIGN: I have read the articles published in August, September and December 1981 on loudspeaker design with great interest. I learnt much on correct vented speaker design and take this opportunity to compliment you on a well delivered series which finally gives the facts on a previously vague subject.

I am particularly interested in applying the procedure to multiple identical drivers. Unfortunately this aspect has not been covered. For example, if two identical drivers were to be used in a single enclosure, does Vas double and Q remain the same? (M.L., Mulgrave, Vic.)

● In your example, Vas doubles and Q is the figure for a single driver. The net effect is that, for a given bass frequency alignment, the enclosure volume will be double that required for a single driver.

HOT CASSETTE DECK: I recently purchased a cassette deck and have noticed that it runs at an unusually high temperature when playing or recording. After 90 minutes of use, the temperature sits at around 45°C. The manufacturers claim that this is acceptable. I believe these temperatures are too high and that constant use of this deck will adversely affect my much valued collection. (B.B., Naremburn, NSW.)

● We agree that your deck does seem to be quite warm but we do not think it is likely to lead to any damage. After all, 45°C is quite cool compared to the temperatures that can be found in a closed car and which can cause physical distortion of cassette mouldings. We would also point out that typical videocassettes become quite warm after

Bracing Loudspeaker Enclosures:

PLAYMASTER 3-70L: I am writing in reference to your Playmaster 3-70L loudspeaker project, and wish to point out a few things which should vastly improve the sound quality of these units.

Firstly I must agree with you regarding the importance of cabinet sealing. These units must be sealed totally, otherwise sound degradation will result. One area which often escapes the notice of the home constructor is the speaker terminals. The best terminals to use are the "binding post" type which offer both bare wire and banana plug facilities.

It is with disappointment that I have to report that the kit enclosures available with the 3-70L system, as supplied, are not really the same quality as the electrical components, although they do have improvement potential provided the home constructor is prepared to put some extra effort into his project. While the finish is excellent the completed box is rather resonant and provides its own colouration to the overall sound. This, of course, becomes worse as volume is increased and the more power fed to the woofer the more the cabinet "walls" will vibrate.

The simplest solution to this problem

would be to stuff as much Innerbond wool into the enclosure as humanly possible, after cabinet construction and crossover mounting, and before mounting of the drive units.

The ultimate solution to the resonance problem would be to purchase only the electrical components and construct the cabinets from scratch from a heavier duty chipboard than that used in the kits. This offers the advantage of being able to vary the size (but not the internal volume!) of the cabinets. However, this would probably be beyond many of us (including me) and the end result would not look nearly as good as the kit cabinets. Keep up the good work. (S. J., Artarmon, NSW).

● We do not agree with the idea of overstuffing the enclosure with Innerbond to control cabinet resonances. This would have the effect of increasing the woofer resonance unduly and thus raising the cutoff frequency. If as you say, the panels tend to resonate, internal bracing should be added. Alternatively, lining in the form of bituminous felt or the "anti-drum" damping used in automobiles could be added to the inside of the panels.

an hour or so of use but this is regarded as normal.


STEAM WHISTLE: Concerning model railways perhaps your next steam whistle project could include some or all of the following.

In the July 1954 issue of Victoria Railways Newsletter the following is found - "of the standard steam whistle (as fitted to the R and other classes) the tones of the the five chime whistle are fundamental, major third, perfect fifth, major seventh and octave. These correspond at the lower boiler pressures to the A major seventh chord. Four of these tones together give the pleasing common chord but, by adding G sharp, a

dissonant challenging effect is produced which says in unmistakable terms, "get off the line".


The May 1981 Model Railroader circuit used a top octave generator and analog switch but is not analog in operation. Also an audio delay line (Polyback 92CU5 161) was used to introduce an amount of reverberation. The original unmixed waveforms probably need also to be rich in harmonics and phase shifts to simulate the rough casting effect which made all steam whistles sound the same yet all that little bit different.

Perhaps something like this plus white noise may be interesting. The challenge, of course, being to build a control rope



HOLMESGLEN COLLEGE OF TAFE

CENTRE FOR BUSINESS AND INDUSTRY DEVELOPMENT
Offers two short courses to begin
SEPTEMBER 1982



<p>AN INTRODUCTION TO CPM OPERATING SYSTEMS</p> <p>This course is an introduction to the Z80 CPM floppy disk operating system. The system is utilized for many microprocessor packages. A word processor package will be used as a basis of its application.</p> <p>Course code: B82-04 Fee: \$75.00</p> <p>Quota: 12</p> <p>Location: Carnegie</p> <p>Course code: B82-05 Fee: \$75.00</p> <p>Quota: 12</p> <p>Location: Carnegie</p>	<p>BUILD YOUR OWN MICROPROCESSOR SYSTEM</p> <p>This course is based on the Motorola 6800. Students will purchase components and build a microprocessor which can then be used to write and run machine language programs. A basic knowledge of Digital Electronics will be assumed as will access to a suitable soldering iron and tools. A materials fee of approximately \$60 will be payable during the course.</p> <p>Course code: B82-05 Fee: \$75.00</p> <p>Quota: 12</p> <p>Location: Carnegie</p>
---	--

For further information regarding these courses, please telephone Alicia Birkett on 573 2421.

Shorten the Circuit.

Your Complete Computer System
for Printed Circuit Board Design Automation.

COMPLETE DESIGNS IN HOURS, NOT WEEKS
FULL DOCUMENTATION
CAMERA READY ARTWORK

For a demonstration and information on
our Design Automation seminars, phone
Daro Office Systems Pty. Ltd.
Sydney Mike Avey (02) 699 3877.
Melbourne Ian Allen (03) 690 6600.

- Single or multi-user
- Indepth training
- Complete systems
from \$16,200.

DARO
AUTOMATION SYSTEMS.

ELECTRONICS AUSTRALIA

MICROPROCESSORS & PERSONAL COMPUTERS

Here are the chapter headings

GENERAL: The Personal Computer Revolution, Microprocessors: The Basic Concepts, Plot Biorhythms with your TRS-80, Understanding Basic P11, Understanding Basic P12, Give your computer an RS-232C Interface.

MICROPROCESSORS: Intel 8080A & SDK-80 Evaluation Kit, Intel 8085 & SDK-85 System Design Kit, Motorola 6800 & MEK6800D2 Evaluation Kit, Motorola 6802D3 Evaluation Kit, National Semiconductor SC/MP Chip & Evaluation Kit, Signetics 2650 Chip & Evaluation Systems, Fairchild F8 & F8 Design Evaluation Kit, Mostek F8 & Mostek Evaluation Kit, Signetics 8X300 & Evaluation Kit, National Semiconductor Pace & Development System, Texas Instruments TM990/189 Training System.

PERSONAL COMPUTERS: Tandy Electronics TRS-80 Personal Computer, Exidy Sorcerer Personal Computer System, Heath H8 Home Computer System, Heath H11 16-Bit Minicomputer Kit, Compucolor II Personal Computer System.

MISCELLANEOUS EQUIPMENT: E & M Electronics Cassette Interface Kit, Paratronics Model 100A Logic Analyser, Paratronics Model 10 Trigger Expander, Lear Siegler ADM-3 Video Terminal Kit, Tape Reader Kit for Hobby Computers, Signetics Instructor 50 Training System.

DREAM 6800 COMPUTER: Introduction to the Dream 6800, Building the Dream 6800 Computer, Interesting Programs for the Dream 6800, Chip-8 Programming for the Dream 6800, Dream 6800 Power Supply.

Available from "Electronics Australia", 57 Regent St, Sydney.
PRICE \$5.00 OR by mail order from "Electronics Australia",
PO Box 163, Beaconsfield 2014. PRICE \$5.90.


L. E. CHAPMAN

122 PITT ROAD, NTH CURL CURL.
MAIL ORDERS: BOX 156, DEE WHY, NSW. 2099.
TELEPHONE 93-1848.


SUPER SPECIAL

GRAMOPHONE motor and pickup 3 speed
stereo balanced arm.
240 volt \$9.75

PP NSW \$1.50
Interstate \$2.75
WA \$4



SUPER SPECIALS FM STEREO TUNER KITS



Sets of 3 modules include FM tuner, decoder
and IF detector. Circuit diagram supplied. Can
be used with amp modules.

ONLY \$22
P&P \$1.40

ELECTROS

470uF, 25V	5 for \$1
400uF, 10V	5 for \$1
47uF, 63V	5 for \$1
350uF, 16V	2 for \$1
27uF, 160V	5 for \$1
25uF, 63V	10 for \$1
22uF, 160V	10 for \$1
47uF, 16V	5 for \$1
47uF, 200V	5 for \$1
220uF, 10V	10 for \$1
68uF, 16V	10 for \$1
1000uF, 50V	\$1
1000uF, 63V	\$1
2000uF, 25V	75c

BSR DELUX RECORD PLAYER

11 INCH TURNABLE, CUIING DEVICE,
SHIELDED MOTOR, MAGNETIC CARTRIDGE
\$50. BASE & PERSPEX TOP \$22 EXTRA

P&P NSW — \$4.50; INT — \$5.50
WA — \$6.50
NT — \$6.50



SPEAKERS 2 1/4 INCH 2 FOR \$1

Power Transformers 240V 2/6 3 Windings
0 15 AMP (suit clock modules) \$3.00
Power Transformers 240V 1/130V x 12V 60
Mii \$6.00

MAGNAVOX SPEAKERS
8 INCH DUAL-CONE 16 OHM 10 WATT

\$6



PP NSW \$1.80
INTERSTATE \$2.75
WA, TAS, NT, \$4.

DUAL VU METER \$3



Touch micro switches..... 4 for \$1
100 mixed capacitors fresh stock
handy values..... \$2
Crystals for a colour TV..... \$1.50
100 mixed resistors handy values..... \$2
200 mixed screws, bolts, nuts,
self tappers, etc..... \$1

SLIDE POTS

1/2 meg dual	50 cents
1 meg dual	50 cents
2 meg dual	50 cents
25K dual	50 cents
250K dual	50 cents
1K dual	50 cents
50K single	30 cents
250K single	30 cents
10K single	30 cents

VU & BALANCE METERS



12K Ω 100uA \$2.00
STEREO VU \$3.00

SPEAKER SYSTEMS

\$29.50 PAIR

Two 6" Dual Cone Magnavox
Speakers in each cabinet.
10 watts RMS.

P&P NSW \$4.50 INT \$5.50 WA \$6.50
— NT \$6.50

POTS ROTARY

1/2 Meg	30c
1 Meg	30c
100K	30c
100K Switch	50c
50K Double Pole Switch	50c
7,500	30c
10K Switch	50c
250K	30c
50K	30c
20K	30c
10K Min Pots	25c
50/ohm	50c
1/2 or 1 Meg Switch	50c
1/2 1 meg dual Concentric tapped at 100K	\$1
2 meg ganged double pole switch	\$1
1.5 meg dual ganged	50c
2 meg ganged log	\$1
1 meg dual ganged	\$1
1/2 meg dual ganged LIN	75c
25K 50K dual ganged Concentric double switch	\$1
200K single line	30c
20K wire wound	75c
3ual log 10K	75c
100K dual ganged linear pots	75c
10K sub min log pots	50c
250K ganged pots	75c
25K lin ganged pots	75c

**SPECIAL
MAGNAVOX SPEAKERS
\$20 PAIR**

10 INCH WOOFER
10 INCH MID-RANGE
8 OHM SYSTEM 20 WATTS BMS



P&P NSW \$3.50 — INT \$4.50 — WA \$5.50
NT \$6.50

SPECIAL

SPEAKER CROSSOVER NETWORKS 2WAY
FREQ 4KHZ 30W 80HM

\$2



which can progressively modulate the chord in tone and volume and finally adds the dissonant component when fully extended in an analog fashion rather than suddenly "switched in".

In other words the attack/decay times, the basic chord tone, the volume level and some components of the chord all need to be controlled by pulling the rope softly to a "hard-on" position.

From the gentle mellow tones across the plains to the piercing shriek of the fast heavy freights racing for the grade, all are variations of the one whistle. Most drivers, became adept at ringing the beautiful chimes across the country in those glorious days of steam. (M.R., Ringwood, Vic.)

● Cheez. Have we gotta do all that just for a steam whistle? Can't you get one turned up in brass and run it with a little air compressor? Joking aside, we remember a motor driven toy some years back that had quite a realistic steam whistle sound. No doubt it is possible to synthesise the steam whistle sound you desire but we suspect that it would be quite a complicated circuit.

SLIDE SHOW: I have a problem with a Slide Show Cross-fader (EA November 1981) unit built from a kit; basically it is that the slide changer is triggered before the globes have faded completely.

The output at pin 10 of IC6c swings consistently between 1.4V and 8.6V, and would trip the Schmitt trigger only to on. Supply voltages are correct at the pins of IC6.

Suspecting a faulty IC, I purchased a replacement from a different supplier and fitted it, this time with a socket. But again there was absolutely no difference in the voltages and performance of the circuit. A slight reduction in the hysteresis of IC6b allows triggering of both relays, but the overall effect is that the changer operates before complete fade-out and is quite visible.

I first checked the back to back diodes at the ramp generation stage and found the forward voltages of both to read rather low — roughly 0.4V rather than 0.6 as specified. However, increasing the gain of IC6c had no effect on the maximum and minimum output voltages which I gather should be much closer to the rails.

Both ICs used were identical in appearance, carrying the full ident: RC4136DB, RAYC8048 and RAYC8102. I would be grateful if you could suggest where the trouble may lie. (N.Y., Sth Yarra, Vic.)

● Altering the hysteresis of IC6a, as you have done, may be the solution to the fault. To obtain better results, try adjusting the 120k Ω resistor connected from the non-inverting input to the output of IC6b with a 50k Ω trimpot in series with the resistor. Adjust the trimpot until

Electronics Australia Reader Service

"Electronics Australia" provides the following services:

PHOTOSTAT COPIES: \$3 per project, or \$6 where a project spreads over multiple issues (price includes postage). Requests can be handled more speedily if projects are positively identified, and if not accompanied by technical queries. We reserve the right to supply complete back issues instead of photostats, where these are available.

CHASSIS DIAGRAMS: For the few projects which require a custom metal chassis (as distinct from standard cases) dyeline plans showing dimensions are normally available. \$3 including postage.

PC BOARD PATTERNS: High contrast, actual size transparencies: \$3, including postage. Please specify positive or negative.

PROJECT QUERIES: Members of our technical staff are not normally available to discuss individual projects, either in person at our office, or by telephone.

REPLIES BY POST: Limited to advice concerning projects published within the last three years.

Charge \$3. We cannot provide lengthy answers, undertake special research, or discuss design changes. Nor can we provide any information on commercial equipment.

OTHER QUERIES: Technical queries outside the scope of "Replies by Post" or submitted without fee may be answered in the "Information Centre" pages, at the discretion of the Editor.

COMPONENTS: We do not sell electronic components. Prices and specifications should be sought from advertisers or agents.

BACK ISSUES: Available only until our stocks are exhausted. Within six months of publication, face value plus 90c for post and packing for each issue. Seven months and older, \$3 (includes post and packing and storage fee).

REMITTANCES: Must be negotiable in Australia and made payable to "Electronics Australia". Where the exact charge may be in doubt, we recommend submitting an open cheque endorsed with a suitable limitation.

ADDRESS: All requests to the Assistant Editor, "Electronics Australia", Box 163, Chippendale, 2008.

a satisfactory changeover point occurs. If this is still not satisfactory, then an extra delay can be incorporated into the circuitry to prevent the slide change occurring until a preset time after the Schmitt trigger, IC6b, changes. A 470 μ F capacitor connected from the base of the BC557 transistor relay drivers to ground should provide a suitable 0.5 second delay.

The output swings that you obtain from IC6c are less than would be expected from a typical 4136 op amp. Increasing the gain, however, will not affect the voltage swings, even though the diode drops are only 0.4V. This is because the amplifier has a gain of eleven which is sufficient to accommodate a low diode drop.

LCD CAPACITANCE METER: I have run into trouble with your latest capacitance meter using the liquid crystal module. Everything works fine except the pF range. This only reads approximately true reading, viz 1000pF reads 350pF. The 50k Ω multturn pot will only alter this about 7pF yet it will alter the high range (20 μ F) by 7 μ F. Circuit and soldering have been double checked. Even the 10M Ω resistor has been replaced by an imported 0.1% job. I am at a loss, can you help? (7555 also replaced.) (R.L., Merimbula, NSW.)

● As the fault with the meter reading only appears when you switch to the pF range, the fault must lie in something that is switched in only on this range. As you have already replaced the 10M Ω resistor, we suggest that you check the switch contacts very carefully with an ohm meter. An alternative to measuring the contact resistance is to temporarily solder a wire link across the pF position of the switch. This will short out the switch and the capacitance meter should read correctly.

From your letter it is not clear which 50k Ω pot you are adjusting — we assume that it must be the offset pot. The variations in display readings quoted (7pF on the 2000pF range and 7 μ F on the 20 μ F range) are not correct. The offset pot provides a DC offset that should affect all ranges by an equal percentage amount; ie, it should adjust the 20 μ F range by 7 μ F and the 2000pF range by 700pF. If the offset voltage were incorrectly adjusted it could cause the meter to read 350pF instead of 1000pF, but this should also affect the 200nF and 20 μ F ranges, causing them to read low as well.

When working correctly the offset control should be able to reduce the displayed reading to around -1150 on the pF range (with the minus annunciator connected). If the range of adjustment is much less than this, a 4.7M Ω resistor may have been fitted in series with the offset pot rather than a 470k Ω resistor. One last thing worth checking is whether the metal inserts in the banana sockets on the front panel are completely insulated from the Scotchcal label. If not, stray capacitance from the Scotchcal could influence readings on the pF range.

Notes & Errata

12/230V INVERTER: (June 1982, File 3/IT/12); The overlay diagram on page 42 contains two errors. Firstly the SCR is shown to be incorrectly oriented. The K and G connections should be transposed. The photograph on page 47 shows the correct orientation. Secondly, the 0.47 μ F tantalum capacitor connected to the pin 5 of IC7, is also shown incorrectly oriented. The circuit diagram is correct.

MARKETPLACE

FOR SALE

CURTIS SYNTHESISER IC'S — 3340 (VCO) \$20, 3320 (VCF) \$16, 3310 (ADSR) \$16. User notes \$1.50 ea. NRG Electronics, 135 Rae St, Nth Fitzroy 3068.

ELECTRONICS MADE SIMPLE. Series of low cost books of circuits, projects and guides written for students and experimenters with little previous knowledge or experience. Send stamped addressed envelope for catalogue and price list to Hobby Electronics Books, PO Box 92, East Gosford, NSW 2250.

AMIDON FERROMAGNETIC CORES — Large range for all receiver and transmitter applications. For data and price list send 105 x 220 SASE to: R.J. & U.S. Imports, PO Box 157, Mortdale, NSW 2223.

SYSTEM 80 EXPANSION UNIT, X-4020 with 32K of memory, 6 mths old. \$260. Ph (02) 89 5324.

TM 990/189 UNIVERSITY BOARD. Introduction to μ p hardware and software. Includes display, keyboard and power supply. With full instruction manuals and programming techniques. \$240. Phone David Smith (03) 665 5412.

ZX81 "FLIGHT TEST": New from UK. At last, a flight simulator for ZX81 +16K RAM. Three programs, Demonstrator, Simulator and Test. Learn to fly on the first two then pass the "Flight Test". A good buy at \$19 the lot. K.J. Software, 8 Cawrse St, Elizabeth Field 5113.

RETAILERS WANTED IN ALL STATES

We make superb quality durable mobile antennas for CB, Ham and Commercial users. These are luxury items at reasonable prices and outperform and outlast all others tested. We also make bases and roller inductors. Excellent profits assured. If your shop has a possible place for us then please write for further details to:

**ANTENNA SCIENCE & ENGINEERING,
P.O. BOX 238, NEOLANDS, WA**

RCS Radio Pty Ltd

Tel. (02) 587 3491

IS THE ONLY COMPANY WHICH MANUFACTURES AND SELLS EVERY PCB & FRONT PANEL published in EA and ETI
651 Forest Road Bexley 2207 AUSTRALIA

RING FOR INSTANT PRICES
24 HOUR TURNAROUND SERVICE

MICROCOMPUTER, 48K, fully compatible with Applesoft Programs and hardware add-ons for the Apple II. Peripheral Cards for the above. Available in assembled or kit form. Write for details: C.M. Oi, PO Box 2354V, GPO, Melbourne 3001.

HP85 with 16K expansion module. All manuals and tapes included. Brand new condition. 6 months old. \$2500 ono. Moorabbin, Vic. Ph (03) 553 0148.

2650 MICROPROCESSOR SYSTEM development card — the ABC 1500 Adaptable Board Computer. Assembled and tested. Complete with manuals and programming instructions. \$100. Phone David Smith (03) 665 5412.

SUPER-80 GAMES CASSETTES — Jumbleword and Guess The Word (similar to Hangman). \$10 each. Send Cheque/Money Order to: Alpha Electronics, 25 Shiel St, Toowoomba, Qld 4350.

FOR HIRE

REMOTE ANTENNA SITE, 40 miles from Perth. Electrically quiet — ideal for large HF installations. We will erect and maintain to your specifications. Write to Antenna Science & Engineering, PO Box 238, Nedlands, WA 6009, or ring (09) 386 2010 for details.

DISPLAY ADVERTS IN MARKETPLACE are available in sizes from a minimum of 2cm x 1 col rated at \$15 for a col cm.

CLASSIFIED RATES \$3.60 for 40 letters or part thereof an insertion payable in advance. Minimum 80 letters.

Please use coupon below.

CLOSING DATE is six weeks prior to the on-sale date. Issues are on sale the first Wednesday of each month.

MICRO RENTAL: Microcomputer systems of various models and configurations with peripherals, are available for hire from Dorf Microcomputer. Start-up and reference manuals included. Sydney 922 1644 or 960 1808 (AH).

MAN WITH HP4193A RF Vector Impedance Meter, measures $Z \pm jX$ from 400 kHz to 120 MHz. Please ring Mr Pride on (09) 450 4379 for further details.

WANTED

AWA or similar 5in CRO, valve type. Tube and electricals condition unimportant. Please phone reverse charge, Bruce (068) 42 1894 after 7pm.

SPEAKER TRANSFORMER, suit Kriesler 11-97 r'gram. 10k CT pri, 15 ohm sec, about 12W. Phone (02) 456 1377.

READER SERVICE

COMPUTER CLINIC repairs and services Sorcerer, Pet, Apple, System 80, Tandy and others. Ask about our Super 80 Debugging service. (07) 269 8573, PO Box 68, Aspley, Qld.

CLASSIFIED ADVERTISERS

To the Advertising Manager, ELECTRONICS Australia, Box 163, Chippendale, 2008.

- Please insert the following advertisement in the first available issue.
 - Tick the classification required FOR SALE WANTED FOR HIRE
 - CLUBS POSITION VACANT POSITION WANTED READER SERVICE
- Please type or print in ball-point pen on a separate piece of paper.

Signed I enclose Cheque/Money Order for \$

Address being full payment for letters at \$3.60

for 40 letters or part thereof (minimum 80 letters).

RECORDS & TAPES — continued

hospitals, prison chapels and other such places, week by week. In this case, they were recorded in the All Souls Church, Langham Place, London.

Accompanied mainly by John Collins on piano, they present a program of 14 hymns:

Holy Is The Lord — Heavenly Father,
We Appreciate You — King Jesus Reigns
— Wonderful Love — Christ Liveth In Me
— Fairest Lord Jesus — What A Friend We Have In Jesus — Jesus, Lover Of My Soul
— I've A Message From The King — Near To The Heart Of God — He Set Me Free

— Down From His Glory — The Unveiled Christ — When I Survey.

Some of the titles will be familiar, as will some of the tunes, but others were new to me, but appealing — especially the setting of "Jesus, Lover Of My Soul".

For sure, the sound is not as massive as that of a full Festival Choir, nor as disciplined either. But it has the same character and the same authentic sense of witness. If you like a male voice choir and you like them singing Gospel songs, then you should enjoy this album.

Technically, the balance and quality is quite okay. (W.N.W.)

ELECTRONICS CENTRE

BARGAIN PRICES • PERSONAL ATTENTION • SLICK MAIL ORDER SERVICE • SATISFACTION

KRIESLER

240 VAC
50Hz

BRAND NEW
GUARANTEED

\$66



BELT DRIVE STEREO PLAYER

- MAGNETIC CARTRIDGE AND DIAMOND STYLUS •

P-P NSW \$4.50
Q. V. T. SA \$5.50
WA. NT \$6.50

Features — big aluminium turntable • 2 speeds 33-45rpm • Cue lever • Calibrated adjustable counterweight • Calibrated anti-skate • Auto return-stop • Switch click suppressor • Power cable. RCA connectors • **OUR BEST PRICE EVER. BE QUICK.**

BSR

STEREO CHANGER-PLAYER



MODEL C129R • 240VAC 50Hz • AUTO/MANUAL OPERATION • 3 SPEEDS, 33, 45, 78rpm • BIG 28cm PLATTER • CUE-PAUSE CONTROL • 2 SPINDLES • CERAMIC CARTRIDGE • TEMPLATE. INSTRUCTIONS.

\$39.95 P-P NSW, \$4.50. WA, NT, \$6.50 Q, V, T, SA, \$5.50

LAST OFFER AT THESE PRICES (FACTORY PRICE RISE)

HEAVY DUTY NI-CAD RECHARGEABLE BATTERIES

SIZE	VOLTS	AH	CHARGE	PRICE EA	PRICE FOR 4	P-POST
D	1.2	4	400ma 14 hrs	\$7.50	\$27.00	\$2.75
C	1.2	1.8	180ma 14 hrs	\$6.25	\$23.80	\$2.75
Sub C	1.2	1.2	120ma 14 hrs	\$4.75	\$17.20	\$2.75

FAMOUS BRANDS USED BY MANY GOVT DEPTS. STD TORCH SIZES.

• TO CLEAR AT 1980 PRICES (LIMITED STOCK)

SOUND SYSTEMS SLEEK AND SLENDER

Ideal sound reinforcer for clubs, schools, discos, home

- Black Vinex Covered Cabinets • Rugged and Attractive
- Interboard Lined for Richer Sound • Floor or wall mounting

50 watts RMS, 8 ohms, freq 55-14000Hz.

Four 8" twin cone MAGNAVOX speakers in each
Size: 30cm (w) x 20cm (d) x 95cm (h). Weight 15kg.

Please include freight costs with order.

\$95.00
EACH

HIGH GRADE POTTER AND BRUMFIELD RELAY



KU series • 240 VAC 50Hz operation • 3 sets of 240V 10 amp change over contacts • perspex cover and mounting base included • size 50mm x 37mm x 35mm • ex-computer • as new condition. At less than 1/2 of the normal price.

\$3.50 P-P 95c

1" DOME TWEETER (SIMILAR DESIGN TO PHILIPS AD0161)

8 OHMS. 100 WATTS.



2000 —
20000Hz

X-OVER AT
5000Hz

CAP X-OVER ONLY, USE 4.7µF 50V OR .36MH CHOKE AND 3.3µF CAP. 12dB/OCTAVE.

\$8.50 P-P NSW, \$1.50 INTERSTATE, \$2.50

CHROME PLATED BRASS NUTS/BOLTS

Round philips head bolts
12mm x 3mm dia \$2 per 100
3mm hex nuts \$2 per 100
P-P 75c

POWER TRANSFORMER SALE

Modern types. Brand new. Primary 230V 50Hz



No. 1	0-12V. 1A	\$2.95
No. 2	0-18V. 1.8A	\$3.95
No. 3	12-0-12V. 5A	\$2.50
No. 4	0-38V. 2A	\$4.95
No. 5	34 0-34V. 1.5A	\$4.50
No. 6	225VCT. 50MA 6.3V 2A	\$7.50
No. 7	35-0-35V. 75A	\$4.00
No. 8	0-40V. 200MA	\$1.75
No. 9	20-0-20. 1.5A	\$4.95

P-P. NSW \$2. INTERSTATE \$3 • SPEND \$25 AND GET A FURTHER 10% DISCOUNT.



PROTECT YOUR HOME AND FAMILY WITH THE

ULTRASONIC BURGLAR ALARM

\$29.00

• P-P NSW \$1.50
INTERSTATE \$3.50

- UNWANTED INTRUDERS, BURGLARS, MOLESTERS — BEWARE. NO WIRES • EASY TO SET UP • COMPACT 175 x 100 x 80mm • 9 VOLT (BATT LASTS 12 MTHS) • WHEN ACTIVATED SOUNDS FOR 5 MINUTES. THEN AUTO-RESET • SELECT YOUR OWN PUSH BUTTON SWITCH OFF CODE • INSTANT/DELAY ON • COMPREHENSIVE INSTRUCTION BOOK.

GENUINE FACTORY PRICES ETONE 12" SPEAKER SPECIALS

GUARANTEED TOP QUALITY BRAND NEW BARGAINS
Rugged diecast frame 8 and 15 ohms available
12" Woofer, 30 watts RMS. Reson 65Hz freq 50-8000Hz

\$28.50 each OR 2 for **\$49.95**. P-P for 1, NSW \$3. Interstate \$4.50
12" Twin Cone 30WRMS. Reson 65Hz. Freq 50-15,000Hz

\$29.50 each OR 2 for **\$52**. P-P for 2, NSW \$4.50. Interstate \$6.50
EXTRA SPECIAL — 12" HI-FI WOOFER

60 WATT RMS. 8 OHM FREQ 30-4000Hz. Reson 30Hz HEAVY DUTY DIECAST FRAME. FOAM SURROUND

\$34.95 EACH OR 2 FOR **\$64**. P-POST AS ABOVE

• AWA CARPHONE • TRANSCEIVER



- 76MHz 3 CHANNEL • LOW BAND • FM •
- 6 • 12 VDC SOLID STATE POWER SUPPLY • (INBUILT).
- 22 MINI TUBES, 7 AND 9 PIN. PLUS TYPE 6146 IN FINAL •
- N.B. CRYSTALS ARE NOT SUPPLIED, NOR ARE THE SETS AIR TESTED • INTERCONNECTING CABLE AND CABINET IS SUPPLIED • CONVERSION TO 6 METRE BAND IS EASY • DATA AVAILABLE • WE GUARANTEE THE SETS TO BE COMPLETE AND IN EXCELLENT CONDITION •

EX AMBULANCE \$35 P-P NSW \$4.50. V. Q. SA. T. \$7.50. WA. NT. \$11.50.

EX-COMPUTER MULTI-CORE A-GRADE CABLE



FLEXIBLE PVC COVERED. IDEAL FOR HARNESS OR HOOK-UP.
40 core • 40 colour combinations • medium duty • multi-strand tinned copper.

\$4 per metre

29 core • 29 colour combinations • light duty • 7 strand tinned copper.

\$1.50 per metre

27 core shielded • 20 whites plus 7 colours • medium duty • multi-strand tinned copper

\$2.50 per metre

200 core • dozens of colour combinations • light duty • 1 x 0.20 • not flexible.

\$6 per metre

NB: Maximum length of all types is 10 metres.

P-P NSW, \$1.50. V. SA, Q, T, \$2.50. WA, NT, \$3.

COMPUTER GRADE ELECTROLYTICS



Famous brands, Siemens, GE, Mallory, Sprague, Ex-computer stock. Guaranteed perfect. Limited Stocks.

MICRO-FARADS AND WORKING VOLTS • 5000/15
• 5000/55 • 5800/40 • 6800/27 • 8200/55 •
27,000/10 • 100,000/6 \$5.50 EA.

20,000/20 • 19,000/30 • 20,000/75 • 40,000/20 • 46,000/20 •
100,000/30 • 120,000/15 • 160,000/10 • 210,000/15 •
450,000/6

\$8.50 EA P-P NSW, \$1.50. INTERSTATE, \$2.50.

MINIATURE INSTRUMENT QUALITY ROTARY SWITCHES

Ex-AWA. Made by Jean Renaud. Low loss wafers. Dia 25mm. 1/4" shaft. Non-shorting plated contacts

5 position, 2 pole, 2 bank, **\$2.50**. 6 position, 2 pole, 1 bank, **\$1.50**. 4 position, 2 pole, 1 bank, **\$1.50**.

P-P NSW, \$1. INTERSTATE, \$1.50.

EA Magazine Holders



The binders and magazine holders are available over the counter from Electronics Australia, 57 Regent Street, Sydney, NSW — Price: \$5.10 binders, \$4.50 holders.

Mail orders should be sent to Electronics Australia, PO Box 163, Chippendale, NSW 2008.

Prices including postage are:

Holders: \$5.50 NSW; \$5.60 other states; or six for \$29.00 NSW; \$31.50 other states, \$A33.00 NZ.

Binders: \$7.00 NSW; \$8.50 other states; or six for \$33.00 NSW; \$36.00 other states, \$A37.00 NZ.

EA PC BOARDS AND FRONT PANELS

Some readers have problems obtaining PC boards and front panels for projects. Many of our advertisers sell these items and their advertisements should be checked in the first instance. Failing that, below is a list of firms which produce or sell PC boards and front panels.

NSW

Dick Smith Electronics,
125 York Street,
Sydney, 2000.

Telephone 290 3377.
DSE also has branches and resellers throughout Australia.

Electronic Agencies,
115-117 Parramatta Road,
Concord, 2137.
Telephone 745 3077.

117 York Street,
Sydney 2000.
Telephone 29 2098.

Jaycar Pty Ltd,
125 York Street,
Sydney 2000.
Telephone 264 6688.

Radio Despatch Service,
869 George Street,
Sydney 2000.
Telephone 211 0816.

RCS Radio Pty Ltd,
651 Forest Road,
Bexley, NSW 2207.
Telephone: 587 3491

VIC.

Rod Irving Electronics,
425 High Street,
Northcote, 3070.
Telephone 489 8131.

Kalextronics,
101 Burgundy Street,
Heidelberg 3084.
Telephone 743 1011.

Shop 11,
Regional Shopping Centre,
Melton 3338.
Telephone 743 1011.

Sunbury Printed Circuits,
Lot 14, Factory 3,
MacDougal Road,
Sunbury 3429.
Telephone 744 2714

WA

Altronics,
105 Stirling Street,
Perth 6000.
Telephone 328 1599.

Jemal Products,
8/120 Briggs Street,
Welshpool, 6106.

N.Z.

Marday Services,
PO Box 19 189,
Avondale, Auckland.

Mini Tech Manufacturing Co Ltd,
PO Box 9194,
Newmarket.

Printed Circuits Limited,
PO Box 4248,
Christchurch.

ADVERTISER	PAGE
Ace Radio	143
Adaptive Electronics	130
Altronics Distributors Pty Ltd	10, 11, 59, 116
Antelope Automotive	103
Antenna Science Engineering	142
Applied Technology	OBC
Auditec Australia Pty Ltd	31
Audax Loudspeakers NSW	77
Australia School of Electronics, The	33
Bright Star Crystals	15
C.K. Corporation Pty Ltd	115
Chapman, L. E.	140
Christie Rand Pty Ltd	25
Commodore Information Centre	96, 97
Comp-Soft Microcomputer Service	125
Computer Country Pty Ltd	20, 128
Cunningham, R. H.	24, 118
Cybernetics Research	136
Dandy Electronics	121
Danish Hi-Fi	44
Daro Office Systems Pty Ltd	140
Dick Smith Electronic Group	4, 5, 23, 32, 39, 47, 50, 51, 66, 67, 84, 87, 98, 108, 109, 133, 137
Edible Electronics	129
Electronic Agencies	82
Ellistronics	113
Elmeasco Instruments Pty Ltd	in centre
Hewlett-Packard	9
Holmsglen College of TAFE	139
Jaycar Pty Ltd	16, 17, 40, 41, 65, 70, 71, 91, 106, 120
Looky Video	127
MacGraths	14
McGills Newsagency Pty Ltd	105
Marantz (Aust) Pty Ltd	IBC
National Panasonic (Aust) Pty Ltd	48, 49
Parameters Pty Ltd	88
Paris Radio Electronics	135
RCS Radio Pty Ltd	142
Radio Despatch Service	118
Rod Irving Electronics	28, 29, 56, 78, 79, 94, 100, 126
Silvertone News	39
Software Source	127
Sony (Aust) Pty Ltd	IFC
Stotts Technical Correspondence College	111
TDK (Aust) Pty Ltd	37
Union Carbide of Australia	24
Vendale Nominees Ltd	131
Warburton Franki	2
Wireless Institute of Australia	111

SUBSCRIPTION SERVICE



ELECTRONICS Australia

Subscription Rates

\$28.00 per year within Australia
\$A29.50 per year elsewhere

Make sure you receive every copy of the magazine by ordering it from your newsagent or the publisher. For publisher subscriptions post this coupon, with your remittance to Electronics Australia Subscription Dept. John Fairfax & Sons Ltd, GPO Box 506, Sydney 2001. Subscription will start with first available issue.

Name
Address
Postcode Enclosed is for years

Exclusive to Marantz. Very sophisticated. Very superior. Very expensive.



Very high fi indeed.

These Marantz Gold components represent the world's most advanced, most inspired, most stringently tested and sophisticatedly engineered audio equipment.

For the wealthy—exclusive toys. For the connoisseur — the finest hi-fi money can buy.

The Marantz TT1000 (around \$2500), with its precision-made high density glass and golden aluminium sandwich structure, is justifiably described as one of the most beautiful turntables ever.

'Playing a series of direct-recorded discs, warped discs, discs with nasty low frequency content and discs requiring unusual trackability performance, showed clearly that this system borders on the superlative in areas where even most good turntables only provide good to above average performance.'

'...the resonance characteristics of the TT1000 are the lowest we have yet seen from any turntable irrespective of its selling price.'

'This is top-of-the-line equipment for people who rate hi-fi as their greatest pleasure in life'.
— Louis Challis, *Electronics Today International*, April 1981.

Similarly, the Marantz SM1000 Stereo Amplifier (around \$5000) is designed to be the ultimate in luxury and performance.

When it was benchmarked by ETI Magazine in an exhaustive lab study, Louis Challis stated 'The Marantz SM1000 Amplifier has the capability to provide superlative performance at home, in a laboratory, in a studio, or in a rock band with the ease and panache of a professional.'

'The power output claims are modest for the unit is readily capable of producing 625 watts into an 8 ohm load with both channels driven...'

And when the Marantz ST8 FM/AM Tuner (around \$700) was

put through its paces so technically surprising was its performance that a second series of tests was devised to check the first results.

'As a result... the Marantz ST8... far ahead of any tuner we have ever measured and better than any tuner we have ever seen reviewed in any other



The TT1000's adjustable, high-absorption air suspension audio insulator feet.

magazine, either local or overseas.' — Paul de Noskowski, *Electronics Australia*, April 1981.

Marantz Gold. The New Audio Standard.



Detailed specifications of these exclusive Marantz Gold components are available on request by writing to:

Marantz (Australia) Pty. Limited,
19 Chard Road, Brookvale, NSW 2100
Phone (02) 939 1900 Telex AA24121
Melbourne (03) 544 2011
Brisbane (07) 44 6477
Adelaide (08) 223 2699
Perth (09) 276 3706
Townsville (077) 72 2011

marantz



grasp the future



With one giant step, Australia's MicroBee brings the power of the personal computer within your reach. MicroBee is now ready built with a superb new case. Yet incredibly it costs no more. MicroBee is a complete learning package. Explore and master programming with the BASIC manuals, and inbuilt 16K ROM BASIC. The NSW Department of Education chose MicroBee. Find out why. MicroBee is powerful and "friendly". You learn to control the built in sound, graphics and write and correct programs more easily with MicroBee.

Printers, modems and cassette storage plug straight in. The optional parallel and Z80 port let you connect joysticks, or use the world standard S100 bus. MicroBee grows with you. Inexpensively. Add disc drives, voice synthesizers, colour graphics and EPROM programmers.

Editor /Assembler in ROM lets you programme in Z80 code. And when you're ready, MicroBee's memory board unplugs, to take the just released 64K memory card. With disc drives you can run CP/M 2.2; your ticket to the world's finest software. Order your MicroBee direct or call in and put the little Aussie marvel through it's paces.

To order MicroBee
phone (02)487 2711
or mail order:
PO Box 311 Hornsby
NSW 2077

\$399⁰⁰
16K

Fully built
and tested



microbee

APPLIED TECHNOLOGY Goods in stock
and prices correct
at time of going
to press.

1A Pattison Ave Waitara NSW 2077
Hours: 9-5 Monday to Saturday
Phone (02)487 2711 Telex APPTec AA72767