



# AUDIO

APRIL, 1959  
50¢

*...the original magazine about high fidelity!*





...and  
the  
tubes  
are  
RCA!"

One design engineer tells another exactly how he puts the "high" in "fidelity"

New design! Just demonstrated the model! FM's superb...such quieting...rock-stable tuning! Can't hear any hum in the wide-open audio preamplifier...or noise in the treble! And the power amplifier...*just feel that bass!* He has good reason to be proud. From front end to output stage, the design's a honey. And, as he says: "...*the tubes are RCA!*"

RCA tubes for monophonic and stereophonic high fidelity have been especially de-

signed to bring out the best in your equipment. Among these are four special types—RCA-6973 and 7027 beam power tubes, RCA-7025, a high-mu twin triode controlled for hum and noise and the 7199, a remarkable triode-pentode combination.

Your RCA Field Representative will be glad to help you select the right tube for your circuit. Call him now. Or you can get technical data from RCA Commercial Engineering, Section D-91-DE, Harrison, N. J.

**RCA Field Offices**

**EAST:**

744 Broad Street  
Newark 2, N. J.  
HUmboldt 5-3900

**MIDWEST:**

Suite 1154  
Merchandise Mart Plaza  
Chicago 54, Ill.  
WHitehall 4-2900


**WEST:**

6355 E. Washington Blvd.  
Los Angeles 22, Calif.  
RAYmond 3-8361

RCA tubes for High Fidelity also available from  
your local Authorized RCA Tube Distributor



**RADIO CORPORATION OF AMERICA**  
Electron Tube Division  
Harrison, N. J.



## THE BRITISH INDUSTRIES

# Sounding Board



### QUESTIONS AT THE HIGH FIDELITY SHOWS

**1959** IS THE 11th YEAR OF HIGH FIDELITY shows...the 11th year that music lovers have been turning out to see and hear the newest developments in the field of high fidelity. This year, the attendance at the high fidelity shows in Los Angeles and San Francisco was greater than in previous years, and it is quite evident that it will continue to grow in the years to come.

High fidelity...and now stereo...has become a consuming interest to people in quest of quality reproduction of music in the home. The continued growing interest in the subject was clearly indicated by the questions people ask at these shows...people with new faces and new enthusiasm for high fidelity's newest developments. I noted that the following questions (with our replies) were most-often-asked at this season's high fidelity shows.

*People were concerned about their investment in existing monaural equipment...as evidenced by this question.*

**Q.** I already own a LEAK amplifier combination. Is there some way that I can use it for stereo?

**A.** Yes...you can retain your power amplifier and trade-in your preamplifier. To keep your investment in stereo as reasonable as possible, LEAK has inaugurated the industry's first manufacturer-sponsored trade-in program. Your LEAK monaural preamplifier, any model, is worth \$30.00 toward the purchase of any LEAK stereo preamplifier/amplifier combination. And...LEAK is unconditionally guaranteed for five years on all parts except tubes which carry a standard warranty.

*Another important question had to do with the added space stereo required...this one was concerned with loudspeaker systems.*

**Q.** Has Wharfedale done anything about the space problem created by the need for two speaker systems in stereo?

**A.** Some of the very earliest stereo demonstrations were already using compact integrated combinations of two and three Wharfedale speakers, in enclosures designed by G. A. Briggs. Now, the newest addition to the Wharfedale line is the WS/2, containing a special 8" Wharfedale midrange and woofer, a special 3" Wharfedale and cross-over...all integrated and matched to the specially compact WS/2 patented enclosure which measures only 11" x 10½" x 24". It is a complete full range speaker system, ready to play. To provide maximum flexibility in fitting the system to existing room arrangements, it is custom finished on all four sides so that it may be placed horizontally or vertically, upright on the floor, or even on its back. Used in pairs, the WS/2's, small as they are in size, reproduce music with a quality characteristic only offered by Wharfedale. And, a single WS/2 is a perfect stereo companion to any other quality speaker system.

*The one question predominant in every city was from present Garrard owners. Although asked in many ways, it amounted to this:*

**Q.** I now have a conventional high fidelity system using a Garrard Record Changer—do I have to discard it and buy a special changer for stereo? My present Garrard is in excellent condition and is operating satisfactorily.

**A.** There is no reason to replace your present Garrard Record Changer if it is a monaural model of recent years. You can convert it yourself, in about 20 minutes, and without any special tools or soldering. Simply install the stereo cartridge of your choice (magnetic or ceramic) and rewire the pickup arm of the changer with one of the two Garrard Stereo Conversion Kits. If your present Garrard is a Model RC-88, RC-98, RC-121 or T/II you would need the Model SCK-1 Stereo Conversion Kit. If you now have the Model RC-121/II, you would need the Model SCK-2 Kit. Both sell for \$4.95.

The Sounding Board

Other questions indicated that some consumers have been led to believe that a very special mechanism must be used to rotate the stereo record, and support the stereo stylus, in the record groove. Also . . . some people seem to regard the stereo record as a highly delicate material that may shatter if dropped a few inches from the record spindle. For example—here are some of the questions:

**Q.** I have heard that you need a special turntable for stereo. What do you recommend?

**A.** . . . we almost invariably recommend the Garrard *record changer*. This is no ordinary instrument . . . it is, in fact, a precision turntable of advanced design backed by almost 40 years of experience building none but top-quality record players. The *wow, flutter and rumble* content of the Garrard changer compares favorably with the best in transcription turntables; and is actually superior to many of the so-called "professional" machines . . . you can depend on correct performance and dead quiet reproduction with a Garrard changer.

**Q.** But what about the tone arm?

**A.** The Garrard changer is equipped with an exclusive *aluminum* tone arm . . . non-resonant, distortion-free, and superior to most separate transcription arms.

**Q.** Will the tone arm of a Garrard changer track correctly without damage to the stereo record? I have heard that stylus pressure has to be very light for stereo.

**A.** The tone arm on a Garrard changer actually provides professional performance. It tracks all cartridges at the lightest *correct* stylus pressure recommended by the individual cartridge manufacturer. Every cartridge is designed to track at a specific pressure and should not be played lighter. For example, if the cartridge manufacturer specifies 5 grams you will not get correct performance at 3 grams.

**Q.** They say the stereo record is more delicate—won't the handling on a changer damage these records?

**A.** The question, how to handle a record carefully, is the same—whether stereo or monaural. Protection of records has always been one of the key Garrard features, because of the exclusive Garrard pusher platform. After 25 years—this is still the only device that insures positive gentle handling of all records, including stereo. Actually, a Garrard changer protects your records more carefully than even your own hand, and certainly more efficiently than any other record player. And incidentally, laboratory tests have proved that dropping of one record on another, whether moving or still, does not damage record grooves.

**Q.** What does the Garrard changer offer me over a manual turntable and arm I can buy in the same price class?

**A.** In addition to greater quality . . . it offers *convenience* and economy. *Convenience* because it is truly a manual turntable but with the tremendous advantage of automatic play whenever you want it. You will be pleasantly surprised how often *you will* want the automatic feature. Everyone plays background music, multi-record albums, and needs the convenience of the automatic features, to avoid having to race to the record player every time. Also, don't overlook that the Garrard changer comes prewired for stereo, and is *easy* to install in minutes. It's *economical* because . . . with all of its advantages . . . its cost is much lower than a separate arm and turntable. Most important—*because it is a Garrard*, you are assured of years of perfect, trouble-free performance.

Incidentally, don't you find it especially interesting to see that we are demonstrating with the Garrard *changer* in all the high fidelity shows? We manufacture *every type of record player*—the finest in transcription turntables, manual players and changers. This includes a superb new manual player. Nevertheless, we use the changer purposely to prove how excellent stereo sound can be on this remarkable machine.

  
Leonard Carduner

*P.S. We have prepared a series of Comparator Guides covering the various BIC product lines and we will be happy to send them to you. Please write, specifying the BIC products which interest you. Address Dept. AD 19*

**BRITISH INDUSTRIES CORPORATION**  
**80 SHORE ROAD, PORT WASHINGTON, N. Y.**

The Founding Record

# AUDIO

ENGINEERING MUSIC SOUND REPRODUCTION

**C. G. McProud, Editor and Publisher**  
 Henry A. Schober, Business Manager  
 Harrie K. Richardson, Associate Editor  
 Linda Sueskind, Assistant Editor  
 Janet M. Durgin, Production Manager  
 Edgar E. Newman, Circulation Director

**Sanford L. Cahn, Advertising Director**  
 Midwest Representative—  
*W. A. Cook and Associates*  
 161 East Grand Ave., Chicago 11, Ill.  
 West Coast Representative—  
*James C. Galloway*  
 6535 Wilshire Boulevard, Los Angeles 48, Calif.



## CONTENTS

Audioclinic— <i>Joseph Giovanelli</i> .....	2
New Literature .....	5
Letters .....	6
Audio ETC— <i>Edward Tatnall Canby</i> .....	10
Editor's Review .....	16
Push Pull in Hi Fi— <i>Mannie Horowitz</i> .....	19
Choice of a Crossover Frequency— <i>James Moir</i> .....	22
An Eight-Position Mixer— <i>Morris Dollens</i> .....	25
The Amplifier Distortion Story—Part I— <i>Norman H. Crowhurst</i> .....	35
Reduction to Practice—A Patent Essential— <i>Albert Woodruff Gray</i> .....	40
Equipment Profile—Harman-Kardon "Epic" Model A250 stereophonic amplifier—Tandberg Model 5-2 four-track stereo recorder-reproducer—Hartley 217-Duo stereo speaker system—Arkay AM tuner kit, Model AM-5 .....	42
Record Revue— <i>Edward Tatnall Canby</i> .....	50
Jazz and All That— <i>Charles A. Robertson</i> .....	56
About Music— <i>Harold Lawrence</i> .....	62
New Products .....	64
Industry Notes & People .....	81
Advertising Index .....	82

COVER PHOTO—Complete home entertainment center in the home of Mr. Mike Green, in New York City, houses a Scott 135 Stereo-Daptor Control, two Scott 210-F dynaural 36-watt amplifiers, a Scott 330-C Basic FM-AM stereo tuner, Garrard RC-88 record changer, Ampex A-122 tape recorder, with one Bozak speaker in the main cabinet and another in the separate housing which may be moved around for optimum placement. —Photo by Bill Aller.

AUDIO (title registered U. S. Pat. Off.) is published monthly by Radio Magazines, Inc., Henry A. Schober, President; C. G. McProud, Secretary, Executive and Editorial Offices, 204 Front St., Mineola, N. Y. Subscription rates—U. S. Possessions, Canada and Mexico, \$4.00 for one year, \$7.00 for two years, all other countries, \$5.00 per year. Single copies 50¢. Printed in U.S.A. at Lancaster, Pa. All rights reserved. Entire contents copyrighted 1959 by Radio Magazines, Inc. Entered as Second Class Matter February 9, 1950 at the Post Office, Lancaster, Pa. under the act of March 3, 1879.

**RADIO MAGAZINES, INC., P. O. Box 629, MINEOLA, N. Y.**  
 Postmaster: Send Form 3579 to AUDIO, P. O. Box 629, Mineola, N. Y.

for Ultimate Fidelity

**SHERWOOD**

**FM inter channel hush**

A new noise muting system without loss of sensitivity




Sherwood—the first tuner ever to achieve sensitivity below 1 microvolt for 20 db FM Quieting which increases station range to over 100 miles—and the only FM tuner selected for the Brussels World's Fair—Now gives you a noise muting system automatically eliminating noisy "hush" between channels, without affecting the tuner's sensitivity. FM tuning is easier than ever with "Inter-Channel Hush."

**Other Important Features:**  
 FM Multiplex Output  
 "Feather-Ray" Tuning Eye  
 Automatic Frequency Control  
 Model S-3000 II FM (only) Tuner \$195.50 Net  
 Model S-2000 II FM-AM Tuner \$145.50 Net  
 For Stereo FM Multiplex Reception —  
 Model SMX Multiplex Adaptor only \$35.50

For complete specifications write Dept. A-4,  
**SHERWOOD**  
 ELECTRONIC LABORATORIES, INC.  
 430 No. California Ave., Chicago 16, Ill.  
 The "complete high fidelity home music center"—monophonic or stereophonic

\*Outstanding honors bestowed by most recognized testing organizations.

**Tung-Sol audio tubes**  
now twin-packed  
in matched pairs  
**by the manufacturer**



**5881** For service in amplifiers of up to 50 watts.



**6550** For service in amplifiers and commercial audio equipment of up to 100 watts.

**N**OW you can come as close to faultless sound reproduction as the design and circuitry of your hi-fi equipment will permit. Tung-Sol 5881 and 6550 beam-power amplifier tubes are factory-matched to very tight performance limits and twin-packed to help you achieve lowest distortion levels at all volume levels.

Use of Tung-Sol 5881 and 6550 tubes has long been associated with amplifiers of the very finest design. These tubes have always been produced to closest possible tolerances with cathode current ranges held to an absolute minimum.

Now, in twin-packed pairs, they assure the hi-fi enthusiast and the commercial sound engineer of replacement tubes that will provide new standards of performance—a feature of special importance with the newest amplifiers and loudspeakers, particularly binaural sound equipment. See your parts supplier.

Tung-Sol Electric Inc., Newark 4, New Jersey.

 **TUNG-SOL®**

# AUDIOCLINIC??

JOSEPH GIOVANELLI\*

## Amplifiers and FM Interference

*Q. I live about three city blocks from a fairly strong FM station which does commercial broadcast music via multiplex. This FM signal has been coming through my music system for about two years. By juggling the various a.c. power leads, audio cables, and all concerned, I have been able to keep the amount of signal picked at a minimum.*

*I have just completed a stereo installation. The FM station is coming in much more strongly, and curiously enough, it is more pronounced in the "left" channel than in the other. In the right channel, I get an overdose of hum, which doesn't worry me. I have been fighting the hum war for years, and I am confident I can lick that. My question is, How can I prevent this annoying interference? Cameron Magnon, Tampa, Fla.*

A. The first thing to ascertain is just where the signal is entering the equipment. To do this, first short the pickup leads. If the signal ceases, you have obviously located the source of entry, the pickup and/or associated leads. If the interference still persists, short the grid of the second stage of the preamplifier and so on down the line until you have found the point of entry of the signal.

You will then have to experiment with bypass capacitors. You probably can find one whose value is sufficiently large to shunt out the interfering signal and yet small enough so as not to limit the high-frequency response of the equipment.

If this method fails, place a choke in series with the offending lead. This choke can be made by winding 20 turns of No. 24 enameled wire around a 1-megohm 2-watt resistor. You may have to provide shielding for this filter arrangement. The filter can be rendered even more effective through the use of a second capacitor, arranged in the circuit in such manner that the circuit is a capacitor-input pi-type filter.

Should the interference still continue, you will have to resort to a wavetrap rather than to the filter system just described. This is made of a series-resonant circuit placed across the offending input circuit, and a parallel resonant circuit placed in series with the hot lead. *This unit must be shielded* and the shield returned to a good ground. Capacitors here should be variable, and their values are 10  $\mu$ f maximum to 1  $\mu$ f with their rotors open. Inductances are wound of No. 14 enameled wire on a  $\frac{3}{8}$ -inch form. Each inductance should contain 3 or 4 turns. The inductance should not be closewound, but rather, should be spaced. After the coils are wound the forms are slipped out, leaving a self-supporting structure. After the wiring of the wavetrap has been completed, set the amplifier to the phono position or whichever position produces the interference, and adjust the tuned circuit for minimum signal.

If no such dip can be found, the coils in the network contain too much or too little inductance. You can determine which of these conditions prevails by compressing the turns. Compression increases inductance, expansion decreases it. If this procedure does not produce a null in the signal, you must then add or subtract turns.

\* 3420 Neukirk Ave., Brooklyn 3, N. Y.

## Speaker-Microphone

*Q. Is there any reason why a speaker could not be adapted for use as a microphone? It would seem to me that a speaker system should yield results at least as good as a comparable quality microphone in this regard. I have no idea what output can be expected from a speaker working in reverse, but I would guess that well over 1 mv could be obtained under working conditions. If the output would be inordinately high, is there any simple way to reduce the strength of the signal to a workable value? Also, would there be any difficulty with impedance mismatch, and how can this be rectified? John Grauer, Great Neck, N. Y.*

A. The experiments I have performed suggest that a speaker can serve very well as a microphone. Unfortunately, a speaker which gives a good account of itself at the bass end, doesn't always perform the same at the high end and vice versa. I found that one needs a highly compliant speaker for use as a mike, just as one needs such a speaker if it is to be used in an infinite baffle enclosure.

Impedance matching is not much of a problem. You are likely to get enough drive from the loudspeaker so that you can connect it directly to the grid of the mike input of the preamplifier. If you need more gain than that provided by the unaided speaker, you can use a line-to-grid transformer to make up the difference. Unless you load the secondary of the matching transformer in some manner, you cannot achieve a match of impedances since the grid is virtually an open circuit and, therefore, performs no loading action. If you wish to try matching impedances, use a 30-ohm to grid transformer and load the secondary with a resistor whose value is half of the secondary's nominal impedance. (The foregoing assumes that the impedance of the speaker being used is 16-ohms.) If this combination overloads the front end, you will have to use the ordinary potentiometer circuit, with the full resistance of the pot serving as the transformer's load.

If you are going to use transformers, you must use good ones. If you do not do so, you will lose any advantages of the microphone. You will never know whether the transformer is causing a given effect or whether the microphone is causing it.

A microphone of the type in which you are interested has some other advantages, notably that, because of its large pickup area, more sound can be captured. This can mean that the diaphragm need not be driven far at all in order to obtain a good output level. As is well known, the less a diaphragm can be moved, the better will be the results obtained since the motion is more nearly linear when the excursions are kept small. This is merely a hypothesis I'm throwing out for those interested in experimentation. I have not tested its validity.

## Amplifier Instability and Remote Lines

*Q. This past weekend I was asked to connect a remote speaker system for a friend.*

*The system consists of an amplifier feeding a 500-ohm line, thence to a 500-ohm*

# THE Garrard PAGE

Serving the owners of Garrard—  
world's finest record playing equipment  
...and other discriminating listeners  
interested in high fidelity.



Here are the reasons why  
people who will not compromise  
with quality insist upon a  
**GARRARD CHANGER**  
for playing stereo records:

#### It's QUIET

The Garrard is actually a superb  
turntable. No matter how  
precisely you check wow, flutter,  
and rumble content—you will find  
Garrard Changers comparable to  
the best professional turntables.

#### It's "CLEAN"

The exclusive aluminum tone  
arm on every Garrard Changer is  
non-resonant, non-distorting...  
thus superior to most separate  
transcription arms.

#### It's CORRECT

Precision-engineered to track all  
cartridges at lightest proper  
weight, the Garrard Changer tone  
arm insures minimum friction  
and record wear.

#### It's GENTLE

Garrard's exclusive, foolproof  
pusher platform actually handles  
records more carefully than by  
your own hand—far more  
carefully than by any other  
changer or turntable.

#### It's CONVENIENT

Garrard affords all the features  
of a manual turntable, with the  
tremendous added advantage of  
automatic play when wanted!  
Pre-wired for stereo—and  
installed in minutes.

#### It's ECONOMICAL

Despite its many advantages, a  
Garrard Changer costs less than a  
turntable with separate arm.  
Backed by Garrard's 36-year  
record of perfect, trouble-free  
performance.

Garrard is a quality-endorsed  
component of the  
British Industries Corporation  
(BIC) Group.

Your name below will bring you the  
new Garrard Comparator Guide

Name \_\_\_\_\_  
Address \_\_\_\_\_  
City \_\_\_\_\_ State \_\_\_\_\_

Mail to: Dept. GD-19

**Garrard Sales Corporation**  
Division of British Industries Corp.  
Port Washington, N. Y.

Canadian Inquiries to:  
Chas. W. Pointon, Ltd., 6 Alcina Ave., Toronto.  
Territories other than U.S.A. and Canada to:  
Garrard Engineering & Mfg. Co., Ltd.,  
Swindon, Wilts., England

**Stereo and monaural**... most people ready to buy high fidelity components seek advice from friends who own them. Generally you will find that these knowledgeable owners have a Garrard changer. And if you ask experienced dealers, they will invariably tell you that for any high fidelity system, stereo or monaural, the world's finest record changer is the...

# Garrard



<p>There's a Garrard for every high fidelity system—all engineered and wired for stereophonic and monaural records.</p>	<p><b>RC 98 Super Change</b>  \$67.50</p>	<p><b>RC 60 DeLuxe Changer</b>  \$54.50</p>	<p><b>RC 121/II Intermix Changer</b>  \$42.50</p>
<p><b>301 Transcription Turntable</b>  \$89.00</p>	<p><b>TPA/12 Stereo Transcription Tone Arm</b>  \$19.50</p>	<p><b>4HF DeLuxe Manual Player</b>  \$59.50</p>	<p><b>Model T/II Manual Player</b>  \$32.50</p>





**RICHARD TUCKER**  
tapes his own  
recordings on



**That alone is not  
the reason why  
you should use**



**Here's why  
you should use**



It's the best-engineered tape in the world... gives you better highs... better lows... better sound all around! Saves your tape recorder, too—because the **irish FERRO-SHEEN** process results in smoother tape... tape that can't sand down your magnetic heads or shed oxide powder into your machine. Price? Same as ordinary tape!



Available wherever quality tape is sold.  
ORRadio Industries, Inc., Opelika, Alabama  
Export: Morhan Exporting Corp., New York, N. Y.  
Canada: Atlas Radio Corp., Ltd., Toronto, Ontario

speaker and an 8-ohm speaker fed through a matching transformer, each speaker controlled by "T" pads on the speaker side of the transformer. The distribution line was an unknown (but very long) length of No. 18 lamp cord.

At moderately loud volume levels, the system was unstable and would motorboat badly. Reduction of bass would stave off the motorboating some but not much. In connecting an outboard jack to the line I noticed that holding one lead of the line while standing on wet ground encouraged the instability; touching the other lead had no effect. Also, this effect was not noticeable when standing on a dry board.

The amplifier was connected to the speaker through a short lead and full gain could be used with no instability.

From the above I assume the instability is due to line capacitance. If so, could this be eliminated without replacing the line, since replacement would be almost impossible? H. S. Newins, Red Bluff, Calif.

A. I agree with you that the instability is caused by an alteration of the feedback characteristics of the amplifier resulting from the long line. It will be hard to say whether this trouble is the result of capacitive effects or inductive effects because a long line will contain significant amounts of both.

Before adding reactances and capacitances in an attempt to tune this difficulty, ground the amplifier to a good ground, and ground the common side of the far end of the 500-ohm line and one side of each speaker voice coil. Sometimes this kind of grounding will shunt out this kind of instability. If it works, it will save you much trial and error fiddling with inductances and capacitances which will otherwise be your fate.

#### Stereophonic or Monophonic Sound


Q. I have many monophonic discs and tapes. Now, with the advent of stereo, is my monophonic collection worthless? Arthur Darrow, Albany, N. Y.

A. I have met many people who lament the fact that stereo has made their fine record collections obsolete and miserable.

While it is unquestionably true that the addition of spaciousness to music adds much to our emotional reactions to it, it does not and should not mean that we can no longer enjoy our otherwise fine discs. When you stop and think about it many people began collecting records in the 20's and before, and the sound on those early discs was poor indeed compared to those of today. Those people have not discarded them. I guess this is partly related to sentiment and is the symbol of a past which many of them considered to be better than the present. Probably, though, in the vast majority of instances, people hold onto these discs simply because of the artistry of those appearing on them. Stereo, wonderful though it is, cannot give us those oldtimers who have flashed across the concert and popular stages. This is not simply true of the 20's. It holds even for comparatively recent monophonic releases. What about those releases of old 78's or the immortal performances of Toscanini? True, stereo could have enhanced all of these performances, but they are still fine, valid ones, even without stereo. Of course, a record need not be world-acclaimed in order for it to be enjoyable to you. The main thing is that you liked it when you bought it and probably did right up until the time you heard your first stereo broadcast. Listen to that monophonic disc or tape again and you will probably enjoy it as much as always. I have such discs and tapes in my own collection, and I have stereo as well.

If possible, you should have equipment capable of playing both types of material. After all, there will be new music and new performances of old music. All of this will be recorded for our enjoyment. It will be captured in stereophonic sound.

You should not feel that the stereo system is just a flash in the pan, since material is coming at us with extreme rapidity, and this material and the equipment with which to play it, is being sold at a tremendous rate. It is hard to believe, but in the short time that the stereo disc and tapes have been with us, over 1,000 titles have been released. Æ



The Home Stereo Concert



## NEW LITERATURE

• **Alpha Wire Corporation**, 200 Varick St., New York 14, N. Y. is now offering free a wire-stranding chart, designated ZK-4, which makes it possible to determine rapidly the available stranding combinations for various sizes of conductor wire. This information is shown on a one-page reference chart which also tells the number of smaller gauge wires necessary to make up the cross-sectional area of a conductor. The chart is free, and will be furnished on request to Alpha Wire Corporation, or in response to the Reader Service Card. **D-16**

• **Astron Corporation**, 255 Grant Avenue, East Newark, New Jersey, announces the availability of Service Replacement Catalog AC-7 which covers technical data on the company's full line of capacitors and filters for radio, TV, and electronic applications. The illustrated 16-page booklet features a photographic "guided tour" of the Astron plant and explains product production from researching and engineering to testing and quality control. Complete product listings are also shown. **D-17**

• **Electron Tube Division of Radio Corporation of America** has just announced the latest edition of the well known RCA Receiving Tube Manual, RC-19. This manual, which is claimed to have sold more than two million copies since 1947 in earlier editions (and we wonder how many more were sold before then, for we remember them much further back than 1947), is the most comprehensive and authoritative book of its type in the industry. The new edition has been revised, expanded, and brought up to date. It contains technical data for more than 625 receiving tubes, including types for black-and-white and color television, series-string applications, 12-volt automobile radio receivers, and high fidelity audio, and more than 95 picture tubes including color types. A veritable education in vacuum tubes and their applications, this new manual also covers basic tube theory in the same easy-to-understand style used in previous editions. The section on Electron Tube Applications has been expanded to include a description of tone-control circuits for hi-fi audio amplifiers and high-voltage regulator circuits for TV use. Other sections include information on generic tube types, interpretation of tube data, and electron-tube installation.

The Receiving-Tube Classification Chart has been revised to show the latest tube data, and types designed for series-string applications are specially marked for easy selection.

The popular Circuits section at the back of the book shows a new intercom for three or more stations and several new high-fidelity audio amplifier circuits including preamps for magnetic and ceramic pickups, an audio control unit incorporating both volume and tone controls, and two complete hi-fi amplifiers having outputs of 10 and 35 watts, respectively, and suitable for both monophonic and stereo applications.

Copies of the RC-19 RCA Receiving Tube Manual can be obtained from RCA Tube distributors, or by sending 75 cents to Commercial Engineering, Electron Tube Division, Radio Corporation of America, Harrison, New Jersey.

• **Astron Corporation**, East Newark, N. J., is making available to design engineers a series of publications called "Techniques," covering a variety of subjects in the capacitor field. The current issue deals with "Application Notes on the Solid Electrolytic Tantalum Capacitor," in an article by Matthew Katz, Engineer in Charge of the Tantalum Department of Astron Corporation. Other Astron components will receive similar treatment in subsequent issues to provide ready visualization for the design engineer seeking characteristics for special problems.


Requests for copies should be addressed to Astron Corporation, 255 Grant Ave., East Newark, N. J.

OBOE . . . a double-reed woodwind. Fundamental frequency range: 250 to 1750 cps. Overtones extend to 14,100 cps.



**I**T'S as if you were on the podium—baton in hand—directing the woodwind section to 'give you more oboe'. For, with the Blonder-Tongue Audio Baton, you are in complete command of the tonal color of the performance.

The Audio Baton does this by dividing the audible spectrum into nine separately controllable octaves. Each octave can be independently boosted or attenuated as much as 14 db. By boosting the overtone frequencies of a specific instrument you can enhance its character and timbre. By boosting its fundamentals, as well, you can bring the instrument forward in relation to the rest of the orchestra or ensemble. To make even the finest high fidelity system sound better, simply connect the Audio Baton. In modern enclosure 119.95 at high fidelity dealers or write: Blonder-Tongue Laboratories, Inc., 9 Alling Street, Newark 2, New Jersey.



fingertip control of the full orchestral range...  
octave by octave...new blonder-tongue audio baton

for less work and more play

## GET THE TURNTABLE THAT CHANGES RECORDS!



### MIRACORD XS-200

No turntable and no record player, in the history of high fidelity, gives you more quality and more features than the famous MIRACORD XS-200!

- heavyweight, professional-type turntable—and a fully-automatic changer!
- plays both stereo and monophonic!
- push-button controlled throughout!
- Magic Wand spindles eliminate pusher platforms and stabilizing arms!
- intermixes 10" and 12"; plays all 4 speeds; has a 4-pole motor!
- even as a turntable it shuts off automatically when record is finished and tone arm returns to rest position.

—yet it costs only **\$67<sup>50</sup>** audiophile net



### STEREO TWIN 200

the stereo cartridge that  
**ELIMINATES HUM!**

STEREO TWIN is the perfect magnetic hi-fi cartridge for stereo and mono-aural! It fits all record changers and standard tone arms. And thanks to special construction and MuMetal shielding, it eliminates hum! Instant stylus replacement, too.

NOW **\$44<sup>50</sup>** audiophile net



FAR AHEAD) THE FINEST BY FAR  
Available at selected dealers.

For Free catalogue, please write Dept. A

**AUDIO RESEARCH CORP.**

514 Broadway, New York 12, N. Y.

WORTH 6-0800



# LETTERS

## Galactic Noise

SIR:

Harman-Kardon has created a mild furor in the industry by introducing a new term in the published specifications of its new Model ST350 AM-FM stereo simulcast and FM multiplex tuner.

The paragraph describing the FM section reads "remarkable sensitivity permits distant station reception—limited only by galactic noise."

The company has been busy answering consumer correspondence and telephone calls on the meaning of "galactic noise" and its influence on tuner design. We frankly never realized the subject would appeal to so many audio enthusiasts. For those consumers who may not have seen our ad or published specifications and who are interested in tuner design, I would like to explain the meaning of the term.

Galactic noise can be termed as noise or interference from outer space. Every star and galaxy emits electromagnetic radiation over a wide frequency spectrum. Part of this spectrum is light and can be seen. Another part is radiation in the VHF portion of the band and can be picked up by any FM or TV receiver of sufficient sensitivity. The characteristic of the noise is quite similar to thermal resistor noise and to "shot" noise in vacuum tubes.

Although galactic noise is not present in a receiver when connected to a signal generator for measurement, the noise will enter the tuner as soon as it is connected to an antenna. For a tuner to receive an FM signal, the signal must exceed both the internally generated noise and the galactic noise in intensity. The galactic noise, therefore, becomes a practical limit to the possible sensitivity of an FM receiver. A poorly designed tuner will not be affected by this type of noise because the noise created within the tuner is sufficiently high to mask the galactic noise. Our new ST350 offers a front-end design whose noise figure is so low that this noise from outer space is its only limit.

LEON KUBY, Sales Promotion Manager,  
HARMAN-KARDON, INC.,  
520 Main St.,  
Westbury, L. I., N. Y.

## Corrections

SIR:

Three corrections should be entered on the schematic of "The Purple Cow" amplifier on page 31 of the January issue.

The resistor between the arm of the 50-k potentiometer and the junctioned plates 2 and 5 of the 6SN7 is 18,000 ohms, instead of 1200 as shown. Additionally, the cathode pin 8 of the 6U8 should be marked as having a 140-volt potential. The next item is my error and I apologize for it, but the voltage at plates 2 and 5 of the 6SN7 should have been shown as 895 volts instead of 795.

J. C. WITHERSPOON,  
95 Keller Ave.,  
Kenmore 17, N.Y.

(And we apologize for the first two errors.  
Ed.)

SIR:

I have noted two errors in our article on the Regal speaker systems. The "rear view" photograph of the system as shown on page 25 of the March issue is actually a phantom view. In Fig. 6 on page 26, (A) is drawn incorrectly. The voice coil is shown just the same length as that of (B), but it should

be just as long as the gap and no longer.

ROBERT C. AVEDON, Engineer,  
ELECTRO-VOICE, INC.,  
Buchanan, Michigan

## The Bi-Ortho Circuit

SIR:

Lately you have been printing a lot of interesting and informative articles on stereo reproduction, and as a reader I am certainly pleased. However, every now and then an article appears that makes me wonder. Such an article is "For Stereo, the Bi-Ortho Output Circuit," by C. Nicholas Pryor, in your November issue.

The idea of providing more power reserve (except under unusual signal conditions) for each stereo channel than is available from two separate amplifiers using the same output tubes is a good one. However, contrary to popular opinion, a cathode follower will deliver the maximum output to a load equal to the plate resistance  $r_p$  of the tube, and not to a load of  $r_p/(\mu + 1)$ . The secret lies in being able to drive the grid with larger signal swings in the case of the higher-resistance load. So Mr. Pryor's channel providing the  $BE_2$  output is working under very unfortunate loading conditions and the power output from this channel will be limited compared to that of the  $AE_1$  channel. Any hoped-for power reserve over a two-amplifier system is thereby prevented. In addition, a great differential in power output exists between the two channels—an undesirable condition indeed. Mr. Pryor has ended up with a system of lesser quality than he needed to.

If Mr. Pryor would use the same transformer in the cathode channel ( $BE_2$ ) as he used in the plate channel, he would cure these ills; both channels would have the same output power, he would avoid the necessity of winding an output transformer.

One further point. A re-evaluation of the magnitude of various output-tube-grid driving voltages is in order. It seems probable that simple sums and differences of  $E_1$  and  $E_2$  will not do the trick; however, this needs further investigation.

WILLIAM C. HOLM,  
917A Birch Road,  
East Lansing, Michigan

## Speaker Cabinet Controversy

SIR:

The interests of clarity might be better served if Messrs. Williams and Novak, in their rebuttal (LETTERS, January) to Mr. Villechur (LETTERS, December), would plead to the issue.

As Mr. Villechur points out, their statement that "A large box always allows more and cleaner bass than does a small box," is patently either incorrect or incomplete. Williams and Novak tacitly concede this by basing their explanation on the assumption that the same speaker is used in each case.

This particular assumption apparently binds them to the conventional viewpoint: having chosen a speaker, system resonance is a function of box size. Although valid, this viewpoint is no more so than what I take to be Mr. Villechur's: having chosen a system resonance, box size is a function of speaker compliance. Once this chosen resonance is attained by a proper combination of box and speaker compliance, an increase in box size is pointless.

For given sound output and frequency, the cone must move a certain distance.

(Continued on page 81)

# Easy-to-build



- style
- performance
- quality

## costs you less!



### MONAURAL-STEREO PREAMPLIFIER KIT (Two Channel Mixer)

MODEL SP-2 (stereo) \$56.95 Shpg. Wt. 15 lbs.  
 MODEL SP-1 (monaural) \$37.95 Shpg. Wt. 13 lbs.  
 MODEL C-SP-1 (converts SP-1 to SP-2) \$21.95 Shpg. Wt. 5 lbs.


Special "building block" design allows you to purchase instrument in monaural version and add stereo or second channel later if desired. The SP-1 monaural preamplifier features six separate inputs with 4 input level controls. A function selector switch on the SP-2 provides two channel mixing. A 20' remote balance control is provided.



### PROFESSIONAL STEREO-MONAURAL AM-FM TUNER KIT

MODEL PT-1 \$89.95

The 10-tube FM circuit features AFC (automatic frequency control) as well as AGC. An accurate tuning meter operates on both AM and FM while a 3-position switch selects meter functions without disturbing stereo or monaural listening. Individual flywheel tuning on both AM and FM. FM sensitivity is three microvolts for 30 db of quieting. The 3-tube FM front end is prewired and pre-aligned, and the entire AM circuit is on one printed circuit board for ease of construction. Shpg. Wt. 20 lbs.



### STEREO EQUIPMENT CABINET KIT

MODEL SE-1 (center unit) \$149.95

Shpg. Wt. 162 lbs.

MODEL SC-1 (speaker enclosure) \$39.95 each

Shpg. Wt. 42 lbs.

Superbly designed cabinetry to house your complete stereo system. Delivered with pre-cut panels to fit Heathkit AM-FM tuner (PT-1), stereo preamplifier (SP-1 & 2) and record changer (RP-3). Blank panels also supplied to cut out for any other equipment you may now own. Adequate space also provided for tape deck, speakers, record storage and amplifiers. Speaker wings will hold Heathkit SS-2 or other speaker units of similar size. Available in unfinished birch or mahogany plywood.

World's largest manufacturer of electronic instruments in kit form

## HEATH COMPANY

Benton Harbor, 25, Michigan

Subsidiary of Daystrom, Inc.



### HIGH FIDELITY RECORD CHANGER KIT

MODEL RP-3 \$64.95

Turntable quality with fully automatic features! A unique "turntable pause" allows record to fall gently into place while turntable is stopped. The tone arm engages the motionless record, and a friction clutch assures smooth start. Automatic speed selector plays mixed 33 $\frac{1}{3}$  and 45 RPM records regardless of sequence. Four speeds available: 16, 33 $\frac{1}{3}$ , 45 and 78 RPM. Changer complete with GE-VR-II cartridge with diamond LP and sapphire 78 stylus, changer base, stylus pressure gauge and 45 RPM spindle. Shpg. Wt. 19 lbs.

### "EXTRA PERFORMANCE" 55 WATT HI-FI AMPLIFIER KIT

A real work horse packed with top quality features, this hi-fi amplifier represents a remarkable value at less than a dollar per watt. Full audio output at maximum damping is a true 55 watts from 20 CPS to 20 kc with less than 2% total harmonic distortion throughout the entire range. Featuring famous "bas-bal" circuit, push-pull EL34 tubes and new modern styling. Shpg. Wt. 28 lbs.



MODEL W7-M \$54.95



**"BOOKSHELF" 12 WATT AMPLIFIER KIT**  
**MODEL EA-2 \$28<sup>95</sup>**

There are many reasons why this attractive amplifier is such a tremendous dollar value. You get rich, full range, high fidelity sound reproduction with low distortion and noise... plus "modern styling". The many features include full range frequency response 20 to 20,000 CPS  $\pm 1$  db with less than 1% distortion over this range at full 12 watt output—its own built-in preamplifier with provision for three separate inputs, mag phono, crystal phono, and tuner—RIAA equalization—separate bass and treble tone controls—special hum control and it's easy-to-build. Complete instructions and pictorial diagrams show where every part goes. Cabinet shell has smooth leather texture in black with inlaid gold design. Shpg. Wt. 15 lbs.

**"MASTER CONTROL" PREAMPLIFIER KIT**  
**MODEL WA-P2 \$19<sup>75</sup>**

All the controls you need to master a complete high fidelity system are incorporated in this versatile instrument. Features 5 switch-selected inputs each with level control. Provides tape recorder and cathode-follower outputs. Full frequency response is obtained within  $\pm 1\frac{1}{2}$  db from 15 to 35,000 CPS and will do full justice to the finest available program sources. Equalization is provided for LP, RIAA, AES, and early 78 records. Shpg. Wt. 7 lbs.




**HIGH FIDELITY TAPE RECORDER KIT**

**MODEL TR-1A \$99<sup>95</sup>**

Includes tape deck assembly, pre-amplifier and roll of tape.

The model TR-1A provides monaural record/playback with fast forward and rewind functions. 7½ and 3¾ IPS tape speeds are selected by changing belt drive. Flutter and wow are held to less than 0.35%. Frequency response at 7½ IPS  $\pm 2.0$  db 50-10,000 CPS, at 3¾ IPS  $\pm 2.0$  db 50-6,500 CPS. The model TE-1 record/playback tape preamplifier, supplied with the mechanical assembly, provides NARTB playback equalization. A two-position selector switch provides for mike or line input. Separate record and playback gain controls. Cathode follower output. Complete instructions provided for easy assembly. Signal-to-noise ratio is better than 45 db below normal recording level with less than 1% total harmonic distortion. (Tape mechanism not sold separately). Shpg. Wt. 24 lbs.



**MODEL TE-1 \$39<sup>95</sup>**

Shpg. Wt. 10 lbs. (Tape Preamplifier Only)



**HIGH FIDELITY AM TUNER KIT**  
**MODEL BC-1A \$26<sup>95</sup>**

Designed especially for high fidelity applications this AM tuner will give you reception close to FM. A special detector is incorporated and the IF circuits are "broadbanded" for low signal distortion. Sensitivity and selectivity are excellent and quiet performance is assured by a high signal-to-noise ratio. All tunable components are prealigned before shipment. Your "best buy" in an AM tuner. Shpg. Wt. 9 lbs.




**HIGH FIDELITY FM TUNER KIT**  
**MODEL FM-3A \$26<sup>95</sup>**

For noise and static-free sound reception, this FM tuner is your least expensive source of high fidelity material. Efficient circuit design features stabilized oscillator circuit and broadband IF circuits for full fidelity with high sensitivity. All tunable components are prealigned before shipment. Edge-illuminated slide rule dial. Covers complete FM band from 88 to 108 mc. Shpg. Wt. 8 lbs.

**"UNIVERSAL" 12 WATT AMPLIFIER KIT**  
**MODEL UA-1 \$21<sup>95</sup>**

Ideal for stereo or monaural applications, this 12-watt power package features less than 2% total harmonic distortion throughout the entire audio range (20 to 20,000 CPS) at full 12-watt output. Use with preamplifier models WA-P2 or SP-1 & 2. Taps for 4, 8 and 16 ohm speakers. Shpg. Wt. 13 lbs.



**HEATHKIT**

**YOU'RE NEVER OUT OF DATE WITH HEATHKITS**

Heathkit hi-fi systems are designed for maximum flexibility. Simple conversion from basic to complex systems or from monaural to stereo is easily accomplished by adding to already existing units. Heathkit engineering skill is your guarantee against obsolescence. Expand your hi-fi as your budget permits... and, if you like, spread the payments over easy monthly installments with the Heath Time Payment Plan.

**CONTEMPORARY**  
Model CE-1B Birch  
Model CE-1M Mahogany



- No Woodworking Experience Required For Construction.
- All Parts Precut & Pre drilled For Ease of Assembly.
- Maximum Overall Dimensions: 18" W. x 24" H. x 35½" D.



**TRADITIONAL**  
Model CE-1T Mahogany

**CHAIRSIDE ENCLOSURE KIT**

MODEL CE-1 **\$43<sup>95</sup>** each

Control your complete home hi-fi system right from your easy chair with this handsome chairside enclosure in either traditional or contemporary models. It is designed to house the Heathkit AM and FM tuners (BC-1A and FM-3A) and the WA-P2 preamplifier, along with the RP-3 or majority of record changers which will fit in the space provided. Well ventilated space is provided in the rear of the enclosure for any of the Heathkit amplifiers designed to operate with the WA-P2. The tilt-out shelf can be installed on either right or left side as desired during the construction, and the lift-top lid in front can also be reversed. All parts are precut and pre drilled for easy assembly. The contemporary cabinet is available in either mahogany or birch, and the traditional cabinet is available in mahogany suitable for the finish of your choice. All hardware supplied. Shpg. Wt. 46 lbs.

**IT'S EASY . . . IT'S FUN  
AND YOU SAVE UP TO ½  
WITH DO-IT-YOURSELF HEATHKITS**

Putting together your own Heathkit can be one of the most exciting hobbies you ever enjoyed. Simple step-by-step instructions and large pictorial diagrams show you where every part goes. You can't possibly go wrong. No previous electronic or kit building experience is required. You'll learn a lot about your equipment as you build it, and, of course, you will experience the pride and satisfaction of having done it yourself.



**DIAMOND STYLUS HI-FI  
PICKUP CARTRIDGE**

MODEL MF-1 **\$26<sup>95</sup>**

Replace your present pickup with the MF-1 and enjoy the fullest fidelity your library of LP's has to offer. Designed to Heath specifications to offer you one of the finest cartridges available today. Nominally flat response from 20 to 20,000 CPS. Shpg. Wt. 1 lb.

**"RANGE EXTENDING" HI-FI  
SPEAKER SYSTEM KIT**

The SS-1B employs a 15" woofer and super tweeter to extend overall response of basic SS-2 speaker from 35 to 16,000 CPS ± 5 db. Crossover circuit is built in. Impedance is 16 ohms, power rating 35 watts. Constructed of ¾" veneer-surfaced plywood suitable for light or dark finish. Shpg. Wt. 80 lbs.



MODEL SS-1B  
**\$99<sup>95</sup>**



**SEND FOR FREE CATALOG**

Describing over 100 easy-to-build kits in hi-fi, test, marine and ham radio fields. Also contains complete specifications and schematics.

**"BASIC RANGE" HI-FI SPEAKER SYSTEM KIT**



MODEL SS-2 **\$39<sup>95</sup>**  
Legs: No. 91-26 Shpg. Wt. 3 lb. \$4.95

The modest cost of this basic speaker system makes it a spectacular buy for any hi-fi enthusiast. Uses an 8" mid-range woofer and a compression-type tweeter to cover the frequency range of 50 to 12,000 CPS. Crossover circuit is built in with balance control. Impedance is 16 ohms. Power rating 25 watts. Tweeter horn rotates so that the speaker may be used in either an upright or horizontal position. Cabinet is made of veneer-surfaced furniture-grade plywood suitable for light or dark finish. All wood parts are precut and pre drilled for easy assembly. Shpg. Wt. 26 lbs.

**LEGATO HI-FI SPEAKER SYSTEM KIT**

MODEL HH-1 **\$299<sup>95</sup>**

The startling realism of sound reproduction by the Legato is achieved through the use of two 15" Altec Lansing low frequency drivers and a specially designed exponential horn with high frequency driver. The special crossover network is built in. Covers 25 to 20,000 CPS within ± 5 db. Power rating 50 watts. Cabinet is constructed of ¾" veneer-surfaced plywood in either African mahogany or white birch suitable for the finish of your choice. All parts are precut and pre drilled for easy assembly. Shpg. Wt. 195 lbs.



**HEATH**

**COMPANY • BENTON HARBOR 25, MICH.**

pioneer in  
"do-it-yourself"  
electronics



a subsidiary of Daystrom, Inc.

Please send the Free Heathkit catalog.

Enclosed find \$.....  
Please enclose postage  
for parcel post—express  
orders are shipped de-  
livery charges collect.  
All prices F.O.B. Benton  
Harbor, Mich. A 20% de-  
posit is required on all  
C.O.D. orders. Prices  
subject to change with-  
out notice.

name \_\_\_\_\_  
address \_\_\_\_\_  
city & state \_\_\_\_\_

QUANTITY	ITEM	MODEL NO.	PRICE

# AUDIO ETC.

Edward Tatnall Canby

## 1. RCA and STEREO

**T**HIS IS PUTTING the cart before the horse—but the three large, identical press envelopes I received in one mail from RCA Victor that will be discussed below enclosed some pointers on stereo that were so unexpectedly to the point (even though in triplicate)—that I am prefixing them to my somewhat satirical discussion on mailing pieces in general, which you'll get to after you read this. The three RCA packages constituted one of those bulky press collections, inspirational multigraphed articles by famous personalities, glossy eight-by-tens of record stars and the like, that tend to clutter up our mails these days. I'd like to dare to throw them all out unopened but I never do. For inevitably, every so often, there is a nugget of pure gold on foolscap to be found in them. Right in the middle of this package was a clip entitled "Some Frequently Asked Questions—and Their Answers—About Stereo Records." Oh-oh, says I and almost threw it aside. The usual stuff, I thought, and probably I know the answers anyhow.

But not a bit. These RCA questions were reasonable, sensible, genuinely of the sort that people do ask. And the answers were intelligent ones. Somebody at RCA is on the ball, as the old phrase goes.

Out of the ten or so questions and answers typed over three pages, I red-penciled a couple for your information and interest.

*"How should I place the loud speakers to get the best results from stereo records and tapes?"*

Is that a cogent question! RCA suggests that since every room has its own acoustical properties, the best results, first, will be achieved by trial and error. That is a viewpoint that I heartily endorse. The thing not to do, as anybody ought to be able to understand, is to buy your stereo fixed and ready-mounted, then plop it into whatever small space the prevailing decor allows. RCA is so right and this common sense is pleasant to read.

The rest of the answer, though, is even better. RCA goes on to a rule of thumb for speaker separation that is the simplest and best I've yet seen for the general stereo user. Rather devastating, too, if you'll keep in your mind's eye some of the fancier stereo consoles now on the market.

*"As a rule of thumb, the most effect can be achieved by sitting the same distance from the speakers as the speakers are from each other. . . . It is not recommended placing speakers closer than six feet to-*

*gether, as the true stereo effect will most likely be lost."*

Take that from RCA and ponder it well. Sometimes the truth can be so simple that it's hard to believe. And note a further implication in RCA's answer, that a good and likely optimum separation for the average smallish living room is around eight feet. Better saw that new stereo console of yours in half and fill in the space between with a nice, uncluttered table or something.

Another clincher of a question posed by RCA's stereo man, is *"Will I be able to hear the stereo effect at any other place in the room?"* (That is, any other place than midway between speakers, as far back as they are spaced apart).

Now as we all know, there has been more hot air, more confusion—and more hard thinking—on this aspect of stereo than almost anywhere else; the ingenious solutions to the problem have ranged all over the lot from Stereodots to Klipsch systems with center speaker and pair of corners. I've been experimenting sporadically on this subject myself, but with results not yet worth detailed publication. And so I like RCA's good answer, as to what you can expect to hear in some other part of the room than the optimum stereo listening spot.

*"Of course (you will hear stereo effect), but the effect will not be as great. There is a marked difference in sound quality between a standard and a stereo disk even tho they are listened to outside of the room in which they are played. Stereo sound gives the effect of more solidity and depth than monaural sound, no matter where the listener is in respect to the loud speaker placement."*

Now that is a very shrewd observation and, as far as my experience is concerned, a true one. RCA has scooped me and I'm glad to hand them the palm. I've been noticing this very thing for a long time—and wondering why. How can it be! But it is.

I have a small kitchenette off the main living room in my New York apartment and, come breakfast or snack time, I often sit there sipping coffee, listening to the music coming in from the main room. Now that stereo has arrived, I listen to stereo in there, too. At first, of course, I said to myself—well, I'll just have to hear my stereo mono for a few minutes while I finish my coffee break. Comfort before listening pleasure. And so I listened around the corner, through an open door—and discovered to my utter surprise that stereo

music *sounded stereo*, through that door, off in a straight line directly to one side of the speakers.

Stereo side-to-side separation? No; it could not of course do that. Separation was obviously impossible. Then what?

Well, I never have been able to put it into words, nor really explain it to myself in technological terms. And yet it is there and very definitely there. Even without a trace of side-to-side separation, with a through-the-door sound transmission that would seem to be entirely "mono," I still can sense a stereo effect, and it is a worthwhile effect, an improvement over the literal mono.

So RCA has a real point here and this is the first time I have seen it suggested in print.

It's interesting, isn't it, how much better a publicity handout can be when the material is obviously direct, first-hand, and not the usual watered-down re-hash by somebody who has no direct and personal understanding of the matter. Practically everything we read these days is second hand. And yet the reader—any reader—can spot real stuff instantly when he finally gets to see it. The difference between a write-up that is direct from experience and one that isn't cannot be very well concealed. It's just that we get so used to the second-hand stuff that we forget what it's like to have it first hand.

(Maybe RCA's writer didn't do the listening himself, in person. But if not, then he obviously got his dope straight from somebody who did.)

More, please, RCA, and let's hope others do likewise. We could use a bit of first-hand stereo clarification these days.

\* \* \*

Has RCA been recording in stereo, as have other companies? Why of course! They probably do the biggest and fanciest job of anybody. Have they been at it for long? Natch! RCA practically started large-company stereo in this country, if I am right. Tapes came out from RCA 'way back. RCA discs were announced about as quickly as anybody's, roughly speaking. Does RCA have lots and lots of stereo material on hand, then? Obviously. RCA Victor remains one of the industry's record-producing giants.

OK, then. If my blue cards are right (I make cards for all review recordings, blue for stereo, white for mono), then I have received the following totals in stereo discs, give or take a few, allowing for likely stray items.

RCA stereo discs (classical): 9  
London ffss stereo discs (classical): 117  
Columbia stereo discs (classical): abt 16

Does look funny, doesn't it? At first I thought maybe RCA was trying to pull back with one stereo hand while pushing forward with the other. But I have just had the explanation from RCA itself.

Review copies. Seems the company decided, 'way back, that we reviewers were conservatives; they would send just a few stereo samples and all other discs in mono form, automatically, unless we asked for stereo all on our own.

As for me, I figured RCA would send us stereo as fast as it could—unless we posi-

**STEREO  
STEREO  
AND  
MONAURAL**

the  
experts  
say...  
in HI-FI  
the best buys are

**EICO®**

World-famous  
EICO advantages  
guarantee your complete satisfaction:

- Advanced engineering • Finest quality components
- "Beginner-Tested," easy step-by-step instructions
- LIFETIME service & calibration guarantee
- IN STOCK — Compare, then take home any EICO equipment—right "off the shelf"—from 1900 neighborhood EICO dealers.



Stereo Preamplifier HF85



FM Tuner HFT90  
AM Tuner HFT94



Stereo  
Amplifier-Preamp  
HF81



Bookshelf  
Speaker System  
HFS1



Monaural Integrated Amplifiers:  
50, 30, 20, and 12-Watt  
(use 2 for Stereo)



Omni-directional  
Speaker System HFS2  
36" H x 15 1/4" W x 11 1/2" D



Monaural Power Amplifiers:  
60, 50, 35, 30, 22 and 14-Watt  
(use 2 for Stereo)  
Stereo Power Amplifier HF86



Monaural Preamplifiers:  
HF65, HF65A  
(stack 2 for Stereo)

Over 1 MILLION EICO instruments in use throughout the world.

**NEW STEREOPHONIC EQUIPMENT**

**HF85:** Stereo Dual Preamplifier is a complete stereo control system in "low silhouette" design adaptable to any type of installation. Selects, preamplifies, controls any stereo source—tape, discs, broadcasts. Superb variable crossover, feedback tone controls driven by feedback amplifier pairs in each channel. Distortion borders on unmeasurable even at high output levels. Separate low-level input in each channel for mag. phono, tape head, mike. Separate hi-level inputs for AM & FM tuners & FM Multiplex. One each auxiliary A & B input in each channel. Independent level, bass & treble controls in each channel may be operated together with built-in clutch. Switched-in loudness compensator. Function Selector permits hearing each stereo channel individually, and reversing them; also use of unit for stereo or monophonic play. Full-wave rectifier tube power supply. 5-12AX7/ECC83. 1-6X4. Works with any high-quality stereo power amplifier such as EICO HF86, or any 2 high-quality mono power amplifiers such as EICO HF14, HF22, HF30, HF35, HF50, HF60. "Extreme flexibility... a bargain" — HI-FI REVIEW. Kit \$39.95. Wired \$64.95. Includes cover.

**HF86:** Stereo Dual Power Amplifier for use with HF85 above or any good self-powered stereo preamp. Identical Williamson-type push-pull EL84 power amplifiers, conservatively rated at 14W, may be operated in parallel to deliver 28W for non-stereo use. Either input can be made common for both amplifiers by Service Selector switch. Voltage amplifier & split-load phase inverter circuitry feature EICO-developed 12DW7 audio tube for significantly better performance. Kit \$43.95. Wired \$74.95.

**HF81:** Stereo Dual Amplifier-Preamplifier selects, amplifies & controls any stereo source — tape, discs, broadcasts — & feeds it thru self-contained dual 14W amplifiers to a pair of speakers. Monophonically: 28 watts for your speakers; complete stereo preamp. Ganged level controls, separate focus (balance) control, independent full-range bass & treble controls for each channel. Identical Williamson-type push-pull EL84 power amplifiers, excellent output transformers. "Service Selector" switch permits one preamp-control section to drive the internal power amplifiers while other preamp-control section is left free to drive your existing external amplifier. "Excellent" — SATURDAY REVIEW; HI-FI MUSIC AT HOME "Outstanding quality... extremely versatile" — RADIO & TV NEWS LAB-TESTED. Kit \$69.95. Wired \$109.95. Includes cover.

**MONO PREAMPLIFIERS (stack 2 for Stereo) HF65:** superb design, inputs for tape head, microphone, magnetic cartridge & hi-level sources. IM distortion 0.04% @ 2V out. Attractive "low silhouette" design. HF65A Kit \$29.95. Wired \$44.95. HF65 (with power supply) Kit \$33.95. Wired \$49.95.

**MONO POWER AMPLIFIERS (use 2 for STEREO)**

HF60 (60W), HF50 (50W), HF35 (35W), HF30 (30W), HF22 (22W), HF14 (14W): from Kit \$23.50. Wired \$41.50.

**MONO INTEGRATED AMPLIFIERS (use 2 for STEREO)**

HF52 (50W), HF32 (30W), HF20 (20W), HF12 (12W): from Kit \$34.95. Wired \$57.95.

**SPEAKER SYSTEMS (use 2 for STEREO)**

**HFS2:** Natural bass 30-200 cps via slot-loaded 12-ft. split conical bass horn. Middles & lower highs: front radiation from 8 1/2" edge-damped cone. Distortionless spike-shaped super-tweeter radiates omni-directionally. Flat 45-20,000 cps. Useful 30-40,000 cps. 16 ohms HWD 36", 15 1/2", 11 1/2". "Eminently musical"—Holt, HIGH FIDELITY. "Fine for stereo"—MODERN HI-FI. Completely factory-built: Mahogany or Walnut, \$139.95; Blonde, \$144.95.

**HFS1: Bookshelf Speaker System,** complete with factory-built cabinet. Jensen 8" woofer, matching Jensen compression-driver exponential horn tweeter. Smooth clean bass: crisp extended highs. 70-12,000 cps range. Capacity 25 w. 8 ohms. HWD: 11" x 23" x 9". Wiring time 15 min. Price \$39.95.

**FM TUNER HFT90:** Surpasses wired tuners up to 3X its cost. For the first time, makes practical even for the novice the building of an FM tuner kit equal to really good factory-wired units. No alignment instruments needed. Pre-wired, pre-aligned temperature-compensated "front end" is drift-free — eliminates need for AFC. Precision "eye-tronic" DM-70 traveling tuning indicator, supplied pre-wired, contracts at exact center of each FM channel. Pre-aligned IF coils. Sensitivity 6X that of other kit tuners: 1.5 uv for 20 db quieting, 2.5 uv for 30 db quieting, full limiting from 25 uv. IF bandwidth 260 kc at 6 db points. Frequency response uniform 20-20,000 cps ± 1 db. Cathode-follower & Multiplex outputs. Flywheel tuning, automatic gain control, stabilized low limiting threshold for excellent performance from weaker signals, broad-band ratio detector for improved capture ratio & easier tuning, full-wave rectifier & heavy filtering, very low distortion. "One of the best buys you can get in high fidelity kits"—AUDIOCRAFT Kit Report. Kit \$39.95. Wired \$65.95. Cover \$3.95. Less Cover, F.E.T. incl.

**NEW AM TUNER HFT94:** Matches HFT90. Selects "hi-fi" wide (20c — 9kc @ — 3 db) or wide-station narrow (20c — 5kc @ — 3 db) bandpass. Tuned RF stage for high selectivity & sensitivity; precision "eye-tronic" tuning. Built-in ferrite loop, prealigned RF & IF coils. Sensitivity 3 uv @ 30% mod. for 1.0 V out, 20 db S/N. Very low noise & distortion. High-Q 10 kc whistle filter. Kit \$39.95. Wired \$69.95, incl. Cover & F.E.T.

EICO, 33-00 Northern Blvd., L.I.C. 1, N.Y. A-4

SHOW ME HOW TO SAVE 50% on 65 models of top-quality:

Hi-Fi  Test Instruments  "Ham" Gear

Send FREE catalog & name of neighborhood EICO dealer.

NAME.....

ADDRESS.....

CITY..... ZONE..... STATE.....

In New York hear "The EICO Stereo Hour," WBAI-FM, 99.5 mc, Mondays, Thursdays and Saturdays, 7:00 P.M.

# GRADO

“Truly  
the  
world’s  
finest...”

STEREO CARTRIDGE \$49.50

COMPATIBLE WITH:  
Manacural • Lateral • Vertical  
Stereo • Westrex • Minter

STEREO TONE ARM \$29.95

Finest Walnut Wood  
4 Wires and Shield



GRADO

LABORATORIES, INC.

4614 7th Avenue Brooklyn 20, New York  
Export Simonrice, 25 Warren St., N.Y.C.

tively objected. I'm that much of a hardened convert. Genial misunderstanding all around and I would have noticed it sooner, via RCA's publicity, if I weren't so buried these days in mountains of paper (see below).

Lots of RCA stereo discs on the market, then, if not on reviewers' shelves. But I still have a feeling in my bones that RCA has stereo of another sort up its sleeve. What about that little time bomb with the fuse pulled out, the RCA Victor Stereo Tape Cartridge? Not a word for months—but I can't believe RCA has given it up. Just regrouping forces. I suspect that the fuse will soon be lit again.

I shouldn't wonder. And if so, remember, I'm still in favor of the magazine, as a useful supplement to the disc market and the tape recorder market. (*So are we if it has adequate quality—doubtful at 3 3/4 ips—and if the flutter is adequately low—not yet demonstrated by any cartridge/magazine device.* Ed.)

## 2 PRESS STUFF

Darn it, publicity sometimes gets me down. And it's not always in the ways you are imagining—though I'm always ready to proliferate objections to my favorite grammatical falsehood, the Dangling Comparison—the hi-fi that has the fi which is hi-er, the bread that is richer, the chocolate that is choclater, the car that has 20 per cent more (proved by famous research laboratory, of course). To all of these fine claims you need merely add the question—THAN WHAT?—to show up the dangle. The answer may be semi-legitimate, say, last year's model, which naturally can't be described as inferior, even though this year's model CAN be described as superior! If you want to have your superiority without any inferiority, then just use the Dangling Comparative, and at least you may be speaking the truth after a fashion, granting that the newest model actually is better.

No—I'm not even thinking about another pet peeve of mine, that superbly meaningless term “the only.” Sure, Colgate's is the only toothpaste with Gardol. So is General Electric the only company that makes the GE stereo cartridge. (Last I heard, anyhow.)

I can't remember at the moment the name of Pepsodent's “only” ingredient, but I do know that my mouth is the only mouth with Superteeth. I just named my teeth that two minutes ago.

What I had in mind, actually, is the business of super-redundancy in the mailings that go out to folks like me, to inform and impress. As a practitioner and writer on hi fi, records, music, and related subjects, I am now on Everybody's mailing list. And, it seems, Everybody and his brother are trading lists. The mailing lists have got so big that nobody bothers to check any more who gets what or how many times. The volume is too “mass”; the individual is so microscopic a factor in this immense operation that a petty matter like duplication can't be allowed to gum up the works. That's the way it looks to me.

Thus, for example, I made the mistake of subscribing to *Life* some years back, I don't remember just when. No complaints—I read the mag and like it. But what gets me down is that *Life* doesn't yet know I'm a subscriber and obviously never will.

Practically every week, now, I get a new bid to subscribe to *Life* via some special, last-minute offer, for new readers. New readers, my eye! What d'they think I've been reading all these years? Every week, the postman goes right on jamming *Life* itself into my apartment house mailbox, as he always has, then rolling up the rest of my mail around a pencil and squashing the letters up the folds of the magazine, evidently with a blunt instrument; when he's got it all in quite solid and immovable he locks the outer lock, incorporating sections of several envelopes one of which always includes a monthly pay check. It takes me a good ten minutes to extricate the remains, with the check torn and *Life* minus half the front cover.

And just as sure as fate, two of the squashed letters invite me to subscribe to that marvelous special-bargain sheet, *Life*. Maybe three. For one of the special aspects of the mail glut is its duplication. I never get any publicity just once; it comes in multiples. Yesterday I received three large identical packages from RCA Victor, all of them about the marvels of stereo, all three addressed identically but with (I note) different reference symbols. Different aspects, I suppose, of my own public character, as RCA sizes me up. Cryptic, too. One is called RS-F, “Reviewers Service, grade F”! The next is marked P-A-PUB. Obviously that must be my capacity as a PATIENT PUBLICIST. Or maybe its Public Address. . . . I dunno. I seem to have lost the third envelope . . . it must have got mixed up with a piece of *Life*. Each of these had 28 cents in first class postage on it, seven ounces' worth. They were identical in contents.

The triplication is only the final and most drastic annoyance. What really gets me down is the deliberate repetition of the same material in different forms, as though to drive us recipients to the wall by sheer reiteration. Why send a press release, another press release, then forty-five excerpts from a dozen magazines and newspapers promoting the same material, plus a booklet done up on slick paper, all repeating the same words? The ultimate futility is the appearance of one's own name in these persuasive duplications! People keep sending me my own reviews or criticisms to persuade me that what an expert like myself says just *must* be right. This, I suppose, is a form of feedback.

Capitol Records and *Billboard*—to name merely two names—are on my list right now. *Billboard* thinks I'm a record dealer (I'm on somebody's mailing list) and keeps dunning me, in duplicate of course, about the Profit\$ I'm just bound to make in my store via \$tereo, if I'll just send in the enclosed special subscription offer card, available for a very limited time. (It's always very limited, month after month. . . .)

I've given *Billboard* some fairly peppery publicity in this column, as readers may just possibly recollect, but do you think





there's this much difference  
in tape surface too!

## ONLY SOUNDCRAFT TAPES ARE MICROPOLISHED SMOOTH!

There's more to tape surface than meets the eye. Any coating process can make the surface of unpolished tape *look* smooth. However, unpolished tape surfaces contain microscopic irregularities that prevent the tape from making intimate contact with the recorder heads. With ordinary tapes, it takes about 10 plays, a "breaking in" period, before these irregularities are smoothed out and proper contact is made.

*During this critical period* you lose important high frequencies and force your recorder heads to do the job of physically polishing the tape surface. This can result in excessive wearing of your recorder heads and in gradual head deterioration.

With SOUNDCRAFT TAPES there is no "breaking in" period—no excessive head wear—no loss of high frequency response...

because SOUNDCRAFT TAPES ARE MICROPOLISHED! MICROPOLISHING is SOUNDCRAFT's exclusive way of physically polishing the tape to insure a mirror-smooth and irregularity-free tape surface. Your recorder heads make immediate and intimate contact with the tape surface, guaranteeing uniform high frequency response right from the very first play. Remember, *only* SOUNDCRAFT TAPES ARE MICROPOLISHED for your protection. Buy them—use them, your recorder doesn't deserve less than the best. Write for SOUNDCRAFT's free catalog RS58-10R.

**EXCLUSIVE BONUS RECORDING** — "Sweet Moods of Jazz in Stereo" recorded on one of two 7" reels of tape in SOUNDCRAFT'S NEW PREMIUM PACK. You pay for the tape plus only \$1.00. Ask your dealer today!

REEVES **SOUNDCRAFT** CORP.

Great Pasture Road, Danbury, Conn. • West Coast: 342 N. La Brea, Los Angeles 36, Calif. • Canada: 700 Weston Road, Toronto 9, Ont., Canada R-50



# Sound Talk



by John K. Hilliard  
Director of Advanced Engineering

## PLACEMENT OF LOUDSPEAKERS FOR STEREO

This much-discussed subject has been confused through attempts at oversimplification. There are a few clear-cut principles that should be followed for good stereo.

Two separate channels, from source through amplification to the speakers, provide the time and intensity difference that develops the spatial quality of stereo. If the speakers are too closely spaced, as in a single enclosure which houses two speakers only a few feet apart, the time and intensity difference is so small that spatial quality is severely limited. Eight feet is considered minimum spacing between speakers for good stereo and they should be placed in a common plane.

Good listening begins the same distance in front of the speakers that they are spaced apart, and continues for twice this distance. For example, if the speakers are placed 8' apart, the good listening area begins 8' in front of the speakers and continues to 16'.

Greater spread between speakers is desirable but the listening area must be moved back proportionately. Listening too close to widely separated speakers creates a "hole in the center" which gives the impression of two distinctly separate sound sources rather than the desired broad front of sound. When speakers have to be too widely spaced or placed in corners, a slightly converging angle will improve the stereo.

The effective dispersion angle at high frequencies is usually limited to 90°. To obtain the benefit of the entire audible frequency range, the listener should remain within this angle.

Both reflected and direct sound is required. However, staccato or transient tones are localized for the stereo effect only through direct sound. Because of this, the speakers should be directed at the listener and not first bounced off side walls or other reflectors.

*Precision engineering and stringent quality control give ALTEC speakers a closely matched loudness over the entire frequency range—eliminating the disturbing phenomenon of sound jumping from speaker to speaker on certain notes.*

Write for free catalogue: ALTEC LANSING CORPORATION, Dept. 4A, 1515 South Manchester Avenue, Anaheim, Calif., 161 Sixth Avenue, New York 13, N. Y. 12-51

*Billboard* will ever find out? Maybe its right hand will, but not the left, that insensate, unreasoning, juggernautish colossus that is the *Billboard* mailing list! I'll surely be opening *Billboard* subscription blanks, three letters in each mail, at least until Doomsday unless *Billboard* gives up the corporate ghost. That would be too bad—it's a useful mag. I just don't like its mailing-list department.

Even good old *Harper's*, the staid, elderly magazine for which I also write record reviews, has got into its head that I ought to subscribe and keeps sending me enthusiastic bids, reminding me about how intellectual I am and how I really ought to read this great magazine. The crowning insult, entirely ignored by the mailing list people, is that they don't even mention my column as one of the lovely things any intellectual like me ought to be reading in *Harper's*! But then they probably don't know I write for them.

As for Capitol—that is, Capitol, Capitol-EMI and Angel—this entirely worthy concern, whose products I frequently endorse with pleasure, has three mailing arms, two informational and one quite utilitarian. They all tell us the same things, practically word for word, but in different sizes and type faces. You can't split them up—it's all or nothing. Not even as to classical vs. rock'n'roll; it all comes together, and the volume is enormous. So if I want to find out what's cooking at Capitol I have to plough through the complete road itineraries of every rock'n' roll and pops artist in the Capitol catalogue and read all about the latest whamdizzy of a hit by young Pseudo Jones the hottest teenage number since the last one, day before yesterday, until finally I reach the info concerning my field. Pages and pages of stuff, all promptly deposited in the waste basket—and everything I need to know is also sent out via the reviewers' service department. Or is it? I'm never quite satisfied and so I usually open everything and read.

Just to be sure we get the point, Capitol also provides a little vest pocket magazine called Music Views (or is that Columbia?). This is in case you need reading matter on the train or plane or maybe in a crowded restaurant where publicity on big paper wouldn't be convenient. Anyhow, it tells the same story once again—with pictures.

All these mailings—reviewers' service, press releases, and pocket sheets—are merely the weekly routine. There's also a frequent air-mail first-class letter that tells you all about the best sellers of the week or something; I always think it's a real letter. That's four routine lines of stuff. In addition, anything special that goes on at Capitol is likely to call forth a big SPECIAL AIR MAIL RUSH EMERGENCY package, too big for my mail box, which invariably arrives at my door at seven thirty in the morning—and boy, are those special delivery boys sadistic. They don't just ring the bell, they stand on it. They know they aren't going to get any rise from me and so they take out a few of their own mailing frustrations in a nice, harmless way . . . That's for special occasions, but there is also my regular business correspondence with Capitol, which gets quite voluminous on its own, sometimes.

As far as I can see, I'd better set up a

Capitol mail-opening division within my office and assign a full-time staff to the boiling-down process. They'd brief me on the essential meat and the excess stuff would be carted away in huge barrels. It is now, but I do it myself.

Don't think I'm permanently down on Capitol. Lots of other firms do about the same thing. I could take any one of them with the greatest good nature but when you add up all the mailing lists, all the deliberate duplications and repetitions, the mass of sheer paper that is thrown at any press man or writer via the mail is really incredible. It's just more than I, for one, can take. I suggest that my mailing beefs and their close relatives, the telegram beefs, (below) apply just as much to the hi-fi promotion departments as they do to records and to the rest of the great American economy in all its wastefulness of paper-power. Remember—I'm speaking here not of advertising in general but of publicity aimed at writers, publicists, editors, the makers of further publicity. How can we write when we have to spend half of each day just wading through mail in duplicate, triplicate, quintuplicate. I'm not exaggerating a bit. I've had as many as five copies of some releases.

Well, this has taken almost as long to write as I took to open this morning's crop of information.

## Rules for Publicizing the Publicists

1. Please, fellahs, give us a chance to breathe (and maybe to think). Don't depend entirely on sheer paper-volume and package size. It looks impressive but it curdles our blood. (And it won't fit in the mail box.) Try being succinct and economical, maybe. Give us your message fairly, precisely and JUST ONCE. We can read. We like to read.

2. If you must send everything first class air mail, then how about removing those big, bold letters, RUSH, IMPORTANT INFORMATION, THIS IS FOR YOU that somehow get on every mailing piece? Didn't you know that the bloom is long since off that peach?

Didn't you know that when people like us see RUSH, IMPORTANT INFORMATION, THIS IS FOR YOU we just can't help reaching for the waste paper basket and, maybe, missing a useful message? I want to know what you have to say, remember. I need to know, I have to know.

3. An opposite sort of peach is that nice, friendly, personal letter—"Dear Edward"—that turns out upon close inspection to be a form letter, more or less disguised as the case may be.

Perhaps you didn't know it, but etiquette and fairmindedness says that a personal letter should be answered personally. I believe in this etiquette and do my best to live up to it, at great expense of time. I resent faked personal letters, then, as a breach of taste and as an unfair taking-advantage of my time and interest. Don't you do it. Make it really personal, if you must. I'll be pleased to hear from you, and glad to have your information. So will most of the rest of the "press," as we are sometimes called.

4. If you are planning a cocktail party

(Continued on page 80)

*a new tweeter that solves at least three of your speaker problems!*



SOUTH AMERICAN TROUPIAL BIRD PHOTOGRAPHED AT TREFFLICH'S, NEW YORK

## the 'ah!'<sup>\*</sup> electrostatic transducer


*A Combination Mid-Range and Super Tweeter*

- ① The 'ah!', because of its revolutionary new construction gives clear, transparent response on all frequencies from 600 cps to beyond the limit of audibility and has none of the limitations of tonal coloration and exaggerated peaks found in cone or piston type tweeters!
- ② The 'ah!', because of its omni-directional characteristics, offers tremendous advantages in your stereo system. The 'ah!' enables you to space out speakers to achieve the dramatic effects associated with wide separation *without* the disturbing "hole-in-the-middle" caused by the directional characteristics of conventional speakers . . . or by single-ended, high distortion, limited range electrostatic speakers.
- ③ The 'ah!' electrostatic transducer is superior in quality and performance to speakers selling for almost twice as much, but, because of expert research facilities and newly developed materials it is offered at an unprecedented low price . . . **only \$49.95.**

*Nothing else to buy — R/C crossover network and AC power supply are built in. 8 or 16 ohm L pad may be added to attenuate tweeter, if desired.*

<sup>\*</sup>An American-made speaker — patent applied for by COSMOS INDUSTRIES.

GUARANTEED FOR FIVE FULL YEARS, elements are practically indestructible.



Mates easily and quickly to any speaker made.  
**Frequency Response:** Full flat, lifelike midrange plus UHF coverage—600 cps to past the limit of audibility. Roll off 6 db/octave of speaker and crossover network below 900 cps. Backwave completely undamped.  
**Impedance:** Designed to match 8 or 16 ohms output of 15 to 50 watt amplifier.  
**Crossover:** Self-contained R/C crossover network; recommended crossover point between 650 to 850 cps. May be connected in parallel directly across any low frequency woofer without additional network.  
**Sound Dispersion:** Full 180° coverage (front and backwave) when speaker is mounted at least 6" from back wall.  
**Distortion:** Practically unmeasurable. Radiation area is 62 sq. inches.  
**Polarizing Voltage:** Fused currentless 1000 volt DC power supply. 110 volt AC power line.  
 Hand rubbed genuine walnut cabinet, other finishes available on special order.

EAST COAST	the 'ah!' electrostatic transducer can now be seen at		WEST COAST
<b>HUDSON RADIO</b> 48 West 48th Street New York City 212 Fulton Street New York City 35 William Street Newark, New Jersey	<b>LEONARD RADIO</b> 69 Cortlandt Street New York City  <b>HARVEY RADIO</b> 103 West 43rd Street New York City	<b>IN THE MIDWEST</b>  <b>AT THESE ALLIED HIGH FIDELITY STORES</b> Voice & Vision Inc. 921 N. Rush Street Chicago 11, Illinois  Evergreen Allied High Fidelity Inc. 2025 W. 55th Street Chicago, Illinois	See your local high-fidelity dealer.  Allied High Fidelity Stores 602 Davis Street Evanston, Illinois



For complete information and specifications write to:

**COSMOS INDUSTRIES, INC.**

31-28 Queens Boulevard  
 Long Island City 1, New York

# EDITOR'S REVIEW

## WHAT IS STEREO?

**J**UST FOR THE RECORD—and no pun intended—we are belatedly offering the official definition of a true stereophonic record, as adopted by the Board of Directors of the Record Industry Association of America, Inc. last Fall. By this action, the RIAA establishes another standard with the definition:

"A true stereophonic disc record has two distinct orthogonal modulations derived from an original live recording in which a minimum of two separate channels were employed."

Possibly this will serve to limit spurious, imitation, or pseudo-stereo recordings from being labeled "stereophonic."

The Magnetic Recording Industry Association similarly approved a definition of the term "stereophonic" in the following words:

"Stereophonic, stereo, (*binaural* deprecated): A technique of transmitting sound which employs two or more complete transmission channels for the purpose of creating in the listening environment the sense of auditory perspective inherent in the source environment. Each channel must include a separate microphone, amplifier, and loudspeaker, and may have one channel of a multichannel recorder and reproducer interposed as a time-storage device."

It is expected that this definition will be of great use to Better Business Bureaus and others who will thus have a standardized yardstick which they may apply in evaluating fraudulent advertising.

Judging from some of the exuberant advertising in the daily and Sunday newspapers, it would seem that these definitions should be reread every morning by those in charge of accepting the ad copy. Manufacturer are—excusably—more optimistic about their products than a presumably hard-boiled newspaper advertising manager, but there are times when the claims made appear to exceed normal advertising license, especially when these claims are compared directly with the specifications.

Sometimes, *caueat emptor*.

## STEREO BROADCAST PROPOSALS

To date there is no news from the FCC regarding the acceptance of any of the proposed methods for stereo broadcasting, and possibly the delay is a good thing. We still believe that in the interest of conserving the frequency spectrum some form of multiplexing should be adopted.

However, since there is already considerable activity in AM-FM stereo—and recently by NBC, TV with FM and AM—a system which is compatible might be adopted. The sum-and-difference method has many advantages, particularly when the means of transmission is multiplex, but it is not compatible with AM and FM systems. Any system that could be compatible with AM and FM transmissions could also be used with FM multiplex systems.

During the Los Angeles High Fidelity Show, we were privileged to hear a compatible system which was explained to us in terms which we do not yet

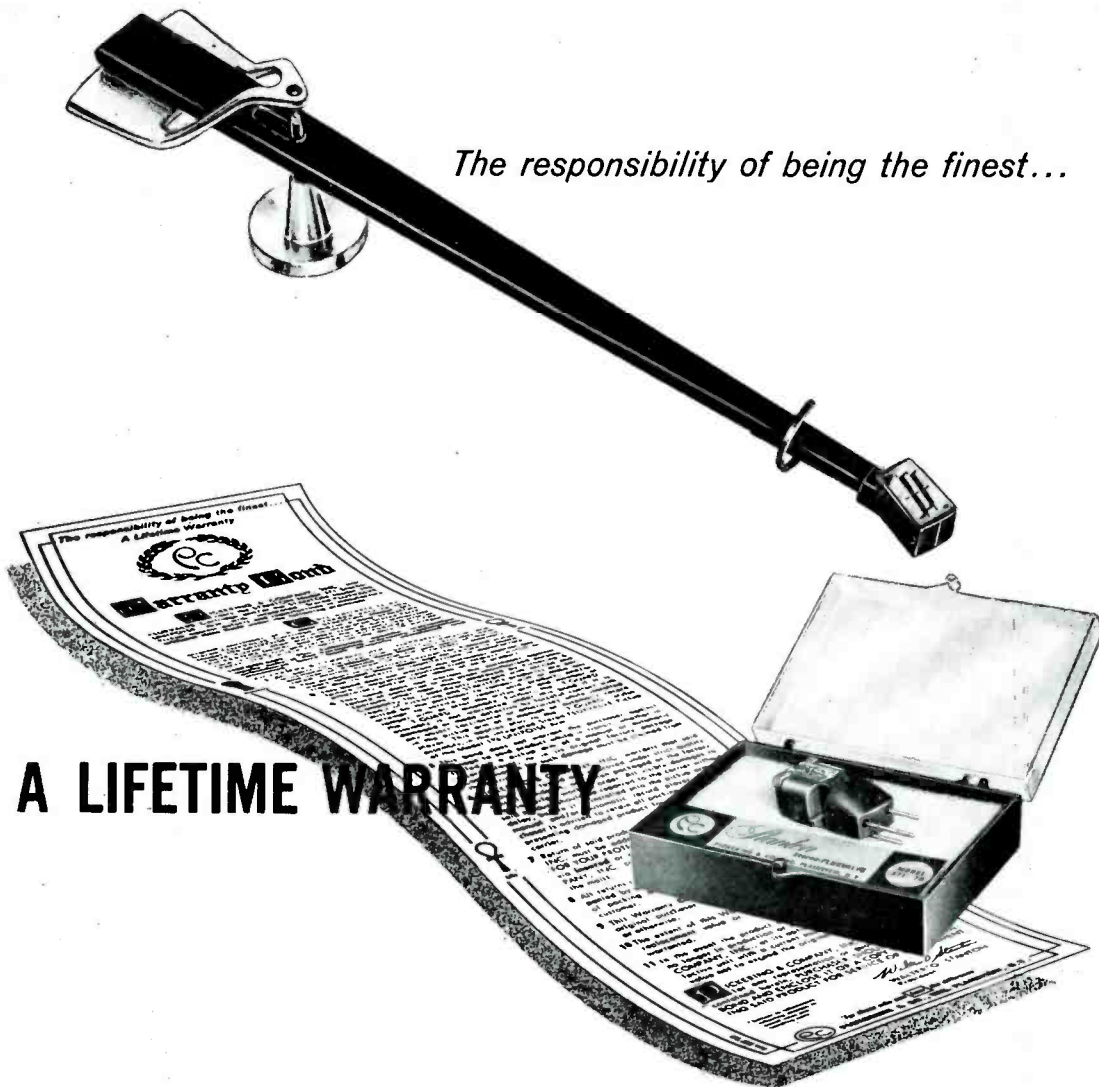
understand, although we are inclined to believe that it depends for its operation on the same principle as that used by NBC on the Perry Como broadcast a few weeks ago. This system, to be described in detail in next month's issue, depends upon the "precedence" effect of sounds reaching the ear from different points. It seems that when a sound is heard from one source only a few milliseconds before it is heard from another, the ear accepts the original sound as localizing the source, and completely disregards the succeeding sound which may come from another point. The right channel is delayed by a small amount and mixed with the left channel at a slightly lower level. The left channel is delayed the same amount and mixed with the right channel, also at a slightly lower level. Heard through two speakers, the normal stereophonic effect is observed; if one is turned off the complete program is heard in the remaining speaker. The small delay does not seem to affect the over-all sound of the combined programs, and either of the mixed channels appears to be completely satisfactory. With this method, each of the transmitted channels provides all the program material to its listeners—without, of course, the directional or stereo information—while the listener with both channels in operation will hear a normal stereo broadcast.

In the demonstration we heard, the material consisted of a singer specifically in one channel and a band in the other. Without the mixing system, the left channel appeared to be a singer with a band 'way in the background, while the right channel appeared to be a band with the singer 'way in the background. With the system working, and both speakers turned on, we heard a normal stereo program. When the volume of the left speaker was reduced, the singer seemed to walk across the stage to stand with the band. This demonstration was most effective with the particular material used—how it might sound with other types of material we have to guess. It does seem to have considerable promise, however.

## CLARIFICATIONS

In the single-cabinet stereo speaker article in the January issue, we listed all of the speakers used as being "Philips" units—which they are. However, the Philips products are known in the U. S. as "Norelco," and anyone looking for a Philips product might not immediately be cognizant of the Norelco name—which is the trade name of North American Philips Company, Inc.

Similarly, we seem to have assumed that the names "Knight" and "Knight-Kit" would immediately bring to mind Allied Radio Corporation, since they have been synonymous for years. We profiled the Knight stereo tuner in January and followed it with a profile of the Knight-Kit stereo preamplifier kit in March, and in neither case did we mention the name of Allied Radio Corporation, which is where you get the Knight and Knight-Kit products.



*The responsibility of being the finest...*

## A LIFETIME WARRANTY

FLUXVALVE AND T-GUARD ARE TRADEMARKS USED TO DENOTE THE QUALITY OF PICKERING & COMPANY INVENTIONS.

2371 A

**T**ruly the finest stereo pickup ever made... the STANTON Stereo FLUXVALVE is hermetically sealed in lifetime polystyrene with all of the precision that has made Pickering a quality leader in the field of high fidelity for more than a dozen years.

**F**or instance... only the STANTON Stereo FLUXVALVE has the "T-GUARD" stylus assembly—so safe and easy to handle... so obedient and responsive to every musical nuance in the stereo groove.

**O**nly the STANTON Stereo FLUXVALVE has the parallel reproducing element contained in the "T-GUARD"... assuring the proper angle of correspondence between recording and playback styli for maximum Vertical Tracking Accuracy.

\*Excluding wear and tear of the diamond stylus tip and parts of the related moving system in the "T-GUARD" assembly.

**A**nd... because of this the STANTON Stereo FLUXVALVE reproduces music with magnificent sound quality... from both stereophonic and monophonic records... with negligible wear on record and stylus.

**I**n plain truth... the STANTON Stereo FLUXVALVE is by far the finest stereo pickup made... backed by a Lifetime Warranty\*, assuring you a lifetime of uninterrupted, trouble-free performance—with a quality of reproduction no other pickup can equal.


We suggest you visit your Pickering Dealer soon  
—drop in and ask for a personal demonstration.

NEWLY REVISED—"IT TAKES TWO TO STEREO"—ADDRESS DEPT. B-49 FOR YOUR FREE COPY.



*For those who can hear the difference* THE QUALITY HIGH FIDELITY PRODUCTS BY  
**PICKERING & COMPANY, INC., Plainview, N. Y.**

**THE  
ARCTIC EYE  
THAT NEVER  
SLEEPS**



This plastic radome houses a radar antenna constantly scanning the skies to detect the presence of aircraft. A line of these radars provides early warning of any threatening approach to the North American continent.

The Distant Early Warning Line is now on perpetual guard duty. Spanning the Arctic from Baffin Island to Alaska, this great system was conceived at the Lincoln Laboratory of M.I.T. and produced under the leadership of Western Electric.

But first the DEW Line had to be engineered into a workable system. This was done at Bell Telephone Laboratories.

The obstacles were formidable. Conventional means of communication—telephone poles, cables and even line-of-sight microwave radio—weren't feasible. A complicated system had to be made to operate reliably in a climate so cold that outdoor maintenance is impracticable farther than a few hundred feet from heated habitation.

Whenever possible, Bell Laboratories engineers utilized well-proven art. But as it became necessary, they innovated. For example, they designed and directed the development of a new and superior radar which automatically scans the skies, pinpoints a plane and alerts the operator.

To reach around the horizon from one radar station to another, they applied on a massive scale a development which they pioneered—transmission by tropospheric scatter. Result: at a DEW Line Station you can dial directly a station more than a thousand miles away and converse as clearly as with your home telephone.

Bell Laboratories' contribution to the DEW Line demonstrates again how telephone science works for the defense of America.

**BELL TELEPHONE LABORATORIES**  
WORLD CENTER OF COMMUNICATIONS RESEARCH AND DEVELOPMENT



# An Eight-Position Mixer

For small studio, medium-sized studio, as an extra in a large studio, or for the advanced hobbyist-experimenter who does a lot of recording, this mixer panel will make ordinarily difficult operations much simpler, and still provide professional results.

MORRIS DOLLENS\*

**I**N SETTING UP a small recording studio for tape, disc, and film recording, we decided that a mixing panel would be the center of our sound activities, especially for dubbing and re-recording on film. Commercial mixers are undoubtedly worth all they cost, considering the engineering that goes into them and the quality that comes out, but our budget did not allow for such an eight-position mixer, so a number of standard circuits were adapted into a very satisfactory control panel, shown in Fig. 1.

For our purposes we needed one optical sound-on-film input, three microphone inputs, one tape input, and three high-level phono inputs. An extra tape playback with its own preamplifier can be substituted for one of the phono inputs when desired. Of course, it is impossible to handle all the knobs at once, but in use some of them are set to limit the volume to a desired level when the operator of each phono, tape, or film machine turns the preamp volume all the way up on cue. This makes the mixer's job much more practical.

Since the final recording in most of our work would be on 16mm optical sound track with a volume range of about 25 db, a volume compressor was built in, although this can be rendered inactive by turning the compressor-expander control to zero. For some types of films

\* 11520 Washington Blvd., Los Angeles 66, California.




Fig. 1. Neat efficient appearance of this panel gives even the experimenter's workshop a professional look.




Fig. 2. End view of mixer panel and chassis showing sponge-rubber mounting of mixer and preamp tubes.

where the anticipated audience or projector noise is high, greater intelligibility results from compressing the volume range to as little as 15 db. Occasionally in playing back or correcting for final re-recording of old or noisy films or discs, the volume expander can be used sparingly to improve the signal-to-noise ratio.

## Hum and Noise Prevention

Two annoying features in our previous experience with home-built mixers were hum and microphonics in the preamplifier circuits. Hum was attacked in a

number of ways—separate aluminum chassis for amplifier-mixer and power supply to start with. A compact portable unit was desired, and with high-impedance inputs, the power supply chassis sitting next to the mixer does not seem to induce hum. If low-impedance microphone input transformers are used, it may be necessary to have the power supply three or more feet away from the mixer chassis. Sometimes it is possible to orient the power transformer so that little or no hum is induced in the mike transformers; connect each of the latter in turn to the input of another high gain amplifier, and with the 60-cps current applied to the power transformer primary, rotate the power and mike transformers until the hum is reduced or eliminated. The final test, of course, is made after the mixer is constructed, with the volume level set for pickup of the weakest sounds anticipated, and connected to a power amplifier and speaker—earphones will not reproduce the low-frequency hum efficiently. If too much hum is present, and the hum is reduced by moving the power supply away, a two-unit outfit is indicated, with a power cable long enough to put the hum out of sight (or ear, in this case).

The possibility of ground loops was avoided by insulating or taping the shielded signal wires where they might touch the bare chassis; grounding the shielded wires to the volume controls,




Fig. 3. Rear view of panel and chassis out of its cabinet to show tube arrangement.

which are insulated from the chassis by fiber washers. Inside the chassis, the braided shields were soldered to the grounding bus bar running the length of the chassis and connected to the chassis at one spot only. Using audio cable with outer insulation would eliminate the need for taping under the panel, but would require strapping down under the chassis, rather than soldering to the ground bar.

The final item in hum prevention was to supply all the heaters of the pre-amplifier and mixer tubes with filtered direct current, although perhaps only the mike preamplifier tubes would require d.c. A 115-volt isolating transformer, with rectifier and filter, conveniently supplies 150 milliamperes of d.c. for the eight series-connected heaters, and a 25-watt variable resistor is used for adjusting the exact voltage. If using d.c. on only the mike preamp tubes, a somewhat less expensive supply might result from running the four heaters in parallel, 12 volts at 600 ma.

Microphonics were subdued by using miniature dual triodes instead of our old (but tender and ticklish) standbys, 6SJ7's, and mounting the sockets on strips of aluminum which were mechanically insulated to some extent from the chassis by 1/4-in. strips of sponge rubber cemented in place. Wiring was done with rather flexible hook-up wire from these sockets to terminal strips holding the associated resistors and capacitors. Preamplifier tubes are naturally fairly sensitive to vibrations; tube shields were added as an extra precaution.



Fig. 4. Power Supply chassis, underside.

### Circuit Details

A bias control on the expander tube acts as a master gain control, although the effect is not exactly like a normal volume control—its action is slower in building up if turned fast due to the bias capacitor across it, but for our purposes it is used mostly to adjust for the level at which expansion or compression starts. A switch near the meter alters the circuit for either compression or expansion. An additional standard volume control,  $R_{25}$ , is mounted on the mixer chassis, as seen in Fig. 2, to limit the voltage fed to the 6L7—this can be mounted on the top panel if desired.

A jack for earphone monitoring was provided for the times when the mixer would be used in the same room or studio with actors or speakers, and where a monitor speaker would feed back. A separate tube for this function isolates the phones from the main audio channel, and prevents any drop in signal or audible clicks even if the phones are plugged in during recording. No volume control was used here, but one could be installed easily, preferably on the lower chassis, since it would not be changed much after initial setting.

The 2 1/2-in. square volume indicator meter has a 0-1 ma movement, and was chosen from a number on hand because it follows the sound changes rather faithfully without jumping wildly about. Somewhat smaller than the size of meter usually selected for this purpose, it does its job adequately and leaves more room for control knobs on the panel. Of course, a larger meter could be substituted, but before mounting, hook up your choice temporarily (with its rectifier) to the 4- to 8-ohm output of another amplifier and observe its action—if it reacts too rapidly, it will be hard to follow in use. Budget and panel space permitting, a standard VU meter would be preferable. This one worked smoothly enough so that we never replaced it.

### Physical Details

The top panel of the mixer is 14 x 19-in. steel, a standard rack panel size, but since the one used was 1/16-in. thick, a 1/2-in. angle iron 17-in. long was bolted across the under side near the volume controls to prevent sagging. Flat head machine screws were used, and the heads were hidden by the control plates. This particular panel has round mounting holes instead of the usual slots. A 1/8-in. thick aluminum panel would be stiffer, but the sharp corners should be lightly filed to avoid scratching the operator.

Figures 2 and 3 show the 17 x 7 x 2 1/2-in. amplifier chassis which was bent of 1/16-in. soft aluminum, with a 4-in. panel at the back to hold the Amphenol input and output plugs, which are insulated from the chassis with the fiber washers provided. Other types of input connectors could be used. A slightly larger chassis is recommended, such as a 17 x 8 x 3 (Bud AC412 or equivalent), mounting the input connectors on the upper part of the chassis back.

The top panel is supported by four brackets bent from 1/8 x 3/4-in. strap iron; aluminum about this size is available in hardware stores, and it bends nicely. Allowance is made at the front for the height of the power supply, plus about an inch of space above the rectifier tube to install an insulated cooling vane if necessitated by excessive heat. It was not required in our mixer when used for only two or three hours at a time. The angle of the panel top is set at about 22 deg., although this could vary depending on the builder's preference.

The power supply, Fig. 4, was built on another aluminum chassis bent especially for the purpose, approximately 17 x 4 x 2 in. Two smaller chassis about 8 x 4 x 2 might be bolted together end-to-end, or a 17 x 4 x 3 deep chassis (such as Bud AC432 or equivalent) can be used, with a sunken mount for the rectifier tube, as shown in Fig. 5. If a two-mit mixer is not considered too cumbersome, or is found necessary when using hum-sensitive mike input transformers, the power supply could be any shape, preferably enclosed in a steel box. In

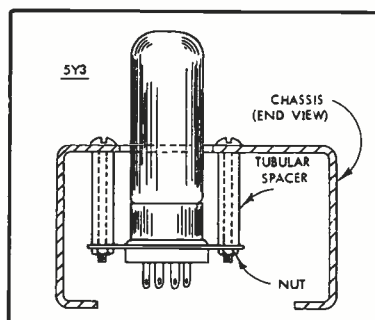


Fig. 5. Method of recessing rectifier tube socket to conserve height.






Fig. 6. Rear view of cabinet. Sunken panel for audio inputs allows mixer to be placed near wall. Hinged flap lifts to replace tubes.

turers do not advise more than 0.5 volt) in this case, the mixer panel size could be reduced to about 10 × 19 in.

The cabinet, Fig. 6, was made of 3/8-in. plywood, with the top allowing about 1 1/2 in. of wood to show all around the panel. A somewhat simpler box with sides flush with the panel would make a more compact cabinet for strictly portable use, but we preferred the solid impressiveness of a larger box. Three coats of dark gray-green satin enamel cover the plywood look, and make a pleasing combination with the gray wrinkled panel and black knobs. All-steel sloping panel cabinets are available from the supply houses for those builders not equipped to construct their own of wood.

Figure 7 shows the special control plates which were made by paste-up art letters and photography; double-weight paper prints were mounted beneath 1/8-in. plastic dial plates, giving a professional appearance, although they are difficult to show clearly in the photos because of internal reflections in the plastic. Conventional stock aluminum dial plates can be used here at less expense. Round knobs with pointers might be preferred by other builders; approximate positions of knobs on our model are indicated by an orange-painted drilled hole on each knob.

To allow for the cooling space above the rectifiers, the power supply was dropped down about one inch; actually the amplifier chassis was raised one inch from the cabinet floor by a small plywood platform, as seen in Fig. 8. It seemed to be easier to build the box to fit the chassis as we did, rather than try to adjust the angled brackets to fit the box. Depending upon the chassis used and the exact layout of parts, the spacing will vary, so the box dimensions are not given.

An opening about 3 × 16 in. was left in the cabinet back to attach the audio cables, and a hinged flap above this allows tubes to be changed without taking the amplifier out of the cabinet. Above the four high-gain inputs are four slide switches which cut the gain of the preamplifiers by tapping down on an input

voltage divider. This cuts the volume to the first stage to prevent overloading when applying signals from higher-level sources such as a film projector. Only the film sound input was wired as shown, the rest remaining unconnected.

The three mike inputs could be changed to low impedance inputs with the addition of input transformers, preferably well shielded; low-impedance mike cables will pick up less hum and lose less high-frequency response in a




Fig. 7. White photographic paper dial plates under 1/8-in. plastic contrast with black knobs and gray panel.

longer cable. One or more of the high-gain inputs could be changed to magnetic phono preamplifiers with the proper equalization. Many variations are possible for individual applications; circuits with various types of equalization for phonograph pickups can be found in the many preamplifier articles in past issues of this magazine.

If a tape playback head is not more than three or four feet from the mixer, one of the high-gain inputs can be equalized for this purpose; the system we use, however, has the preamplifier and equalizer on the tape chassis, boosting the signal up sufficiently to prevent hum pickup in a ten-foot shielded cable fed by a cathode-follower circuit. This same method is applied to a film projector about the same distance away.

Using a crystal mike and listening through 2000-ohm phones, the mixer has more than ample gain—chirping birds were heard with considerable volume through an open window, and a whisper

a dozen feet away was clearly understood; along with such sounds came traffic and neighborhood noises for some distance. With this much amplification, trouble may be encountered with noisy resistors and tubes—in which case, cut-and-try selection of quieter resistors and tubes for the early stages is advisable. Little trouble in this respect was encountered, although some tubes seemed to have heater-to-cathode leakage, causing hum, and discouraging the original idea of operating the d.e. heaters from a rectifier directly off the power line—the isolation transformer eliminates the shock and hum possibility here.

#### Circuit Arrangement

The actual mixer section consists of four dual-triode 12AT7's, eight triodes in all, with common cathode and plate resistors, as shown in the amplifier schematic, Fig. 9. The superiority of this mixer circuit with a separate triode input for each volume control can be recognized in that turning one control to zero or full on does not affect the others, while the usual simpler mixer with three or four controls isolated with resistors from a common grid results in an undesired interaction; turning one control in the latter type of four-position mixer changed the sound level in the other circuits 10 to 15 per cent, admittedly of small importance in a public address or home music system, but not desirable in a quality recording system, with eight inputs increasing the effect.

Using a 1000-eps tone and a v.t.v.m., we measured the voltage gain of each 12A Y7 dual-stage preamplifier at about 600; gain of the mixer stage is about 5, which can be dropped to 3 if desired by eliminating the cathode by-pass capacitor. The 6L7 stage has variable gain depending on the setting of its bias control,  $R_{777}$ , which acts as a master volume control on our model, with approximate gain (on our particular control) of 0.5 with the dial set at 4, a gain of 1 at a setting of 6, 2 at 7, and 10 with the control full on. With one volt applied to the 6L7 grid (the most allowable without distortion, although some manufac-




Fig. 8. Mixer cabinet, of plywood, with power supply installed. Cable with Janes plug supplies mixer chassis with power.

the voltage output to the cathode follower is approximately equal to the gain of the 6L7. Gain of the follower is about 0.9; we use a setting of the 6L7 gain control so that a maximum output level of about 3 volts allows the input gain controls of our power amplifiers to be set at one quarter to one half.

When using the 6L7 as a volume expander, a lower setting for average volume is desirable, so that high peaks will not overload upon expansion. Considerably increased contrast between soft and loud passages can improve the reproduction of older recordings with limited dynamic range, although some experimenting will usually be required for the most pleasing rendition. Some older records will be worn more in the

loud passages and when expanded will sound much worse, so don't blame the machine if this happens. Distortion is less noticeable at lower volumes, so in salvaging old recordings, check the wear before re-recording. Many old 78's are worn at the start and finish of each side due to incorrect tracking throughout the swing of the pickup arm. It is possible to expand over 20 db more than the dynamic range of the original signal with this circuit, wherein the background seratch is completely inaudible and the loud passages come thundering out and take off into extreme overload—a little expansion goes a long way. Newer LP records, especially of large orchestras, have a much greater dynamic range, so that expansion will probably not be

desired in playing these. In fact, for background or dinner music, it is possible to use the compressor to even out the large variations in volume, so as not to intrude on the conversation.

Volume compression is effective in re-recording or dubbing on to film the greater dynamic range of magnetic tape or live actors, and here a higher than normal setting of the 6L7 gain control seems to work best, giving a less abrupt cut-off in overloading. One comment in regard to room noise picked up by the microphone—if someone speaks too loudly, causing the amplifier to go into compression, a leveling out of the voice by this action will cause the background noise to be momentarily reduced, so that for the most natural compression, it is

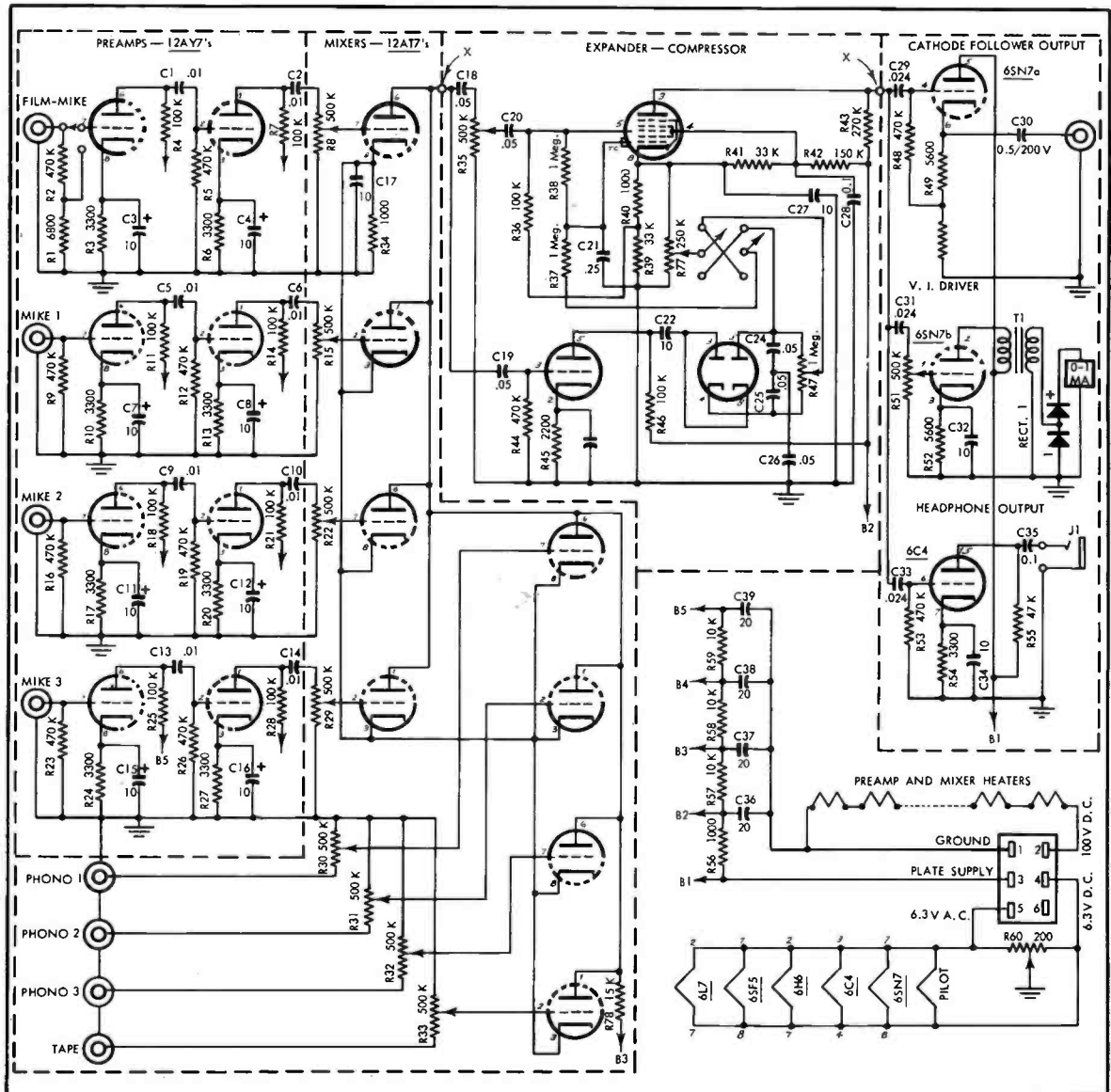

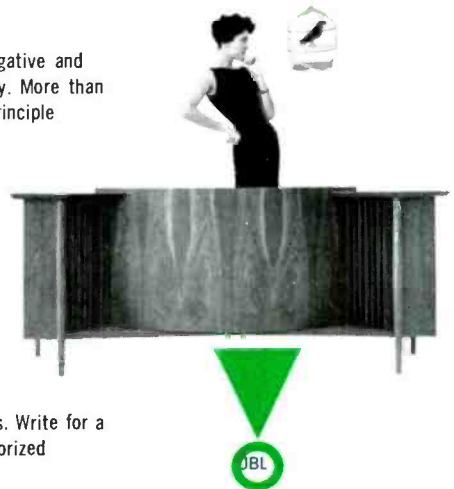


Fig. 9. Complete schematic of mixer amplifier section.



*basic contributions to our culture*

We are indebted to William Henry Fox Talbot for the invention of the photographic negative and discovery of the latent image. His work greatly advanced the art-science of photography. More than a hundred years later the laboratories of James B. Lansing Sound, Inc., developed the principle of radial refraction, a break-through which may prove to be equally significant in the field of stereophonic music reproduction. First applied to the magnificent JBL Ranger-Paragon, an instrument originally designed for use as a monitor in perfecting stereo recording techniques, radial refraction has now been used in a more compact, home-sized stereophonic loudspeaker system called the JBL Ranger-Metregon. The curved refracting panel on the front of the dual acoustical enclosure integrates two precision loudspeaker systems. A wide-angle stereo field is radiated throughout the listening area. Radial refraction obviates the hole in the middle, ping-pong effects, and split soloists which plague expedient stereo arrangements. No less than seven different speaker systems, including one with new high frequency drivers, exponential horns, and dividing networks may be installed in the Metregon. You may very well be able to use some of your present JBL loudspeakers. Write for a complete description of the JBL Ranger-Metregon and the name and address of the Authorized JBL Signature Audio Specialist in your community.



JAMES B. LANSING SOUND, INC., 3249 Casitas Ave., Los Angeles-39, Calif.


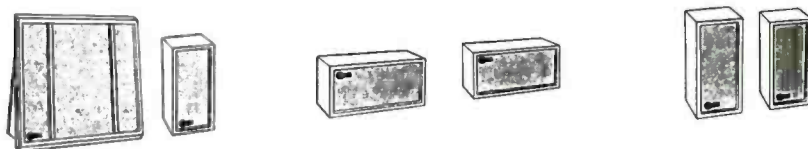
*NOW,  
for the  
first time,  
full-range  
Wharfedale  
sound  
from a  
speaker  
system  
measuring  
only  
11" x 10½" x 24"  
. . . the  
WS/2*



# Wharfedale

proudly presents...

Model WS/2... only 11" x 10½" x 24"... a two-way speaker system in a patented, sealed enclosure. This is the first small speaker system capable of producing the uncolored Wharfedale bass, the clean Wharfedale mid-range and the non-strident Wharfedale highs... the character of sound associated *only* with Wharfedale speakers, designed by England's renowned G. A. Briggs. Note that the WS/2 is a complete system... requires no auxiliary speakers to achieve the full frequency range of 20-20,000 cycles. It is versatile too. Finished on all sides, it can be used singly or in pairs, horizontally or vertically... even on its back! Of course, it is the ideal "stereo-mate" for any Wharfedale system. And, the WS/2 solves the stereo problem at moderate cost... only \$79.50 in sanded birch hardwood, ready-to-finish... \$89.50 in Mahogany, Walnut, Blonde... \$94.50 in genuine walnut, natural oil finish. We urge you to compare the WS/2 now with *any* speaker system at *any* price, at your high fidelity dealer.



We'll be pleased to send you a free copy of the Wharfedale Comparator Guide, Write to: Dept. WD-19, British Industries Corporation, Port Washington, N. Y.

WHARFEDALE IS A QUALITY-ENDORSED COMPONENT OF THE BRITISH INDUSTRIES CORP. (BIC) GROUP

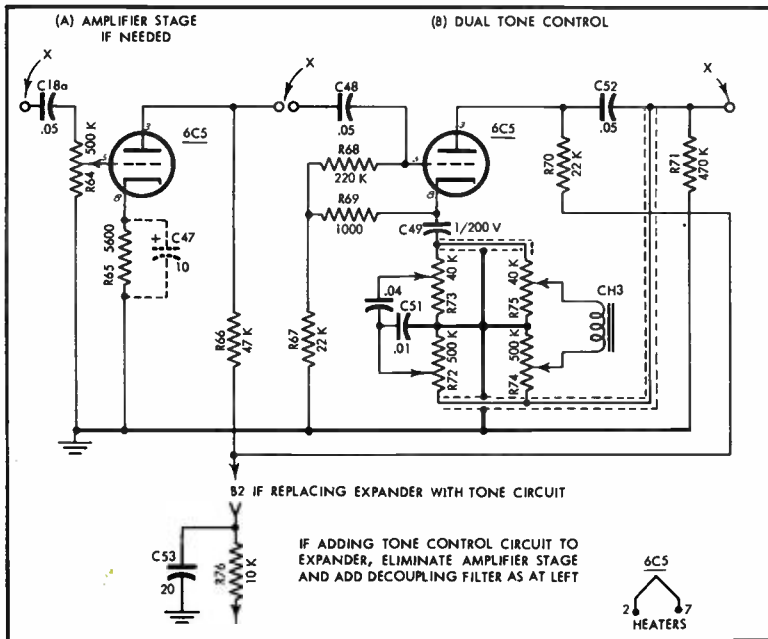


Fig. 10. Schematic of power supply section.

best to have a quiet room. Preamplifier noise acts similarly. Regardless of the background noise or the recording medium, group discussions between a number of people are often improved with respect to volume by careful selection of gain and compressor settings. Considerable rehearsal may be necessary to set the controls just right if much compression is used, or the loudest sounds may be throttled down to a whisper much lower than those of medium level, giving a peculiar inverted effect. A loud shout or gunshot can temporarily cut off the sound completely, until the rectifier capacitors discharge through the compression control, returning the system to normal.

The dynamic contrast of the output signal depends both upon the 6L7 bias-control setting and the amount of expansion or compression voltage. If the 12AT7 output voltage is too large for the 6L7, forcing the use of only the lower range of the bias control,  $R_{77}$ , turn down the limiting volume control,  $R_{35}$ .

### Tone Control

No tone controls were incorporated in our mixer, as each output amplifier has its own tone controls or fixed equalizers for individual requirements. The monitor-playback amplifier has a Thordarson dual tone control circuit, as has the disc recording amplifier, with the addition of a fixed equalizer; tape and film amplifiers boost the highs considerably, but the output of the mixer is normal.

A frequency run showed the mixer to be flat within 1 db from 60 to 15,000 cps; at 20,000 cps the response dropped off 2 db in the phono circuits, and 3 db in

the mike circuits due to the long shielded audio lines. Shorter, more direct routes could be used, up the center rather than the side posts, with larger insulated low-capacitance cable resulting in less loss at the higher frequencies. No attempt was made to correct by equalizing, as it was felt that response to 15,000 eps was adequate for our purposes at the time, while 16-mm film response is limited to 7000 eps.

A tone control section may be substituted for the expander-compressor if film recording is not planned, as for tape and most disc recording requirements, compression is not usually necessary with a little rehearsal. Our choice would be the Thordarson circuit shown at (B) in Fig. 10. As this is a degenerative circuit, it has little gain at normal settings, so that an additional stage preceding it will ensure 4 to 8 volts being delivered

to the cathode follower grid. Due to the possibility of hum pickup in the tone-control choke, the extra stage is best put before the tone control stage. If a cathode by-pass capacitor is used in the mixing stage, the gain will possibly be sufficient without this tube; if it is left out, the master volume control can be installed in the cathode-follower grid circuit. If the power transformer is mounted near the mixer, the tone-control choke may have to be oriented for least hum pickup.

Many other dual tone-control circuits have been published, most without the hum-sensitive chokes, and one of these could be substituted at less expense, as the special Thordarson reactor and two dual controls run about \$16. However, most of these are interstage affairs using only resistors and capacitors, and represent a considerable insertion loss, so that usually a high-gain dual triode must be used, with the tone-control components between stages.

It may be desirable to have the Thordarson dual tone-control circuit in addition to the expander-compressor circuit shown—in which case, insert it between the 6L7 and the cathode-follower stage. An additional decoupling filter might be necessary to prevent motorboating; (B) of Fig. 4 alone (without the extra amplifier stage) includes this filter, as a resistor,  $R_{76}$ , and electrolytic capacitor,  $C_{52}$ , in the plate-supply circuit. Throughout the mixer circuits, a separate decoupling filter is used for each stage. Sometimes one such filter for every two stages is sufficient, as succeeding stages are out of phase and should not motorboat, but we decided not to take any chances. Paralleled tubes as in the mixer section and stages operating at approximately the same level (as the cathode-follower, phone, and volume-indicator tubes) do not have to be isolated from each other.

### Circuit Variations

Substitutions in many of the tubes can  
(Continued on page 75)

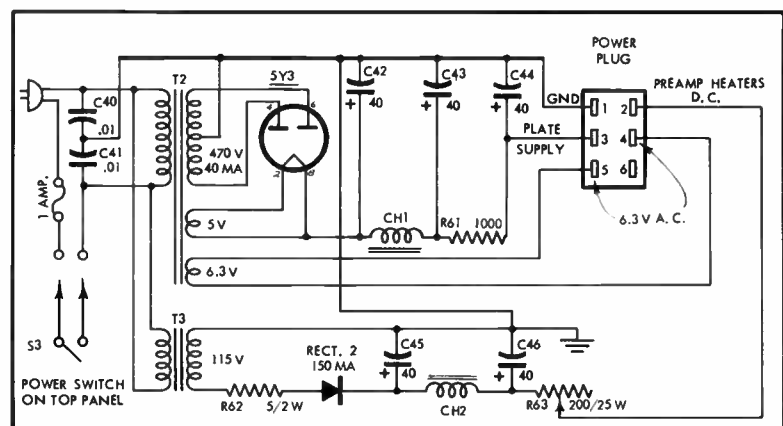


Fig. 11. Schematic of tone-control section.

# STOP WISHING!

*The only combination professional turntable and deluxe changer created for uncompromised stereo and mono reproduction*

# IT'S HERE!

JUST SOME OF  
THE IMPORTANT  
FEATURES  
FOUND ONLY IN  
THE UNITED AUDIO  
DUAL-1006



**the UNITED AUDIO**

Is both a professional turntable and a deluxe record changer.

Actually tracks, and operates automatically, with only 2 grams pressure.

Built-in direct reading stylus pressure/tracking force gauge, to insure optimum cartridge operation and long record life.

Obsolescence-proof intermix works with any size records, present or future, and in any sequence.

Exclusive elevator action changer spindle design positively safeguards record grooves and centers.

Uses new rigid equipoise motor suspension principle to eliminate vertical rumble on stereo.

# DUAL-1006

The United Audio DUAL-1006 is so new, so advanced, so unlike anything else, that it represents the finest in enlightened design and maximum flexibility . . . hence greatest value.

Dual pioneered the record changer concept with actual production models as far back as fifty years ago, and is today the leading authority and largest supplier of changers on the continent of Europe. No "warmed-over" mono version, the 1006 is a dream engineered into a reality. Embodying the many exclusive and time-proven accomplishments resulting from the skill and experience of the past, this new Dual also introduces numerous new features essential to the true fulfillment of stereo.

Nonetheless, you'll find no superfluity . . . no needless "gimmicks" in the United Audio DUAL-1006. It is a professional instrument — for the serious high fidelity enthusiast and discerning music lover. It is a practical machine, simple to operate, intended to yield greatest usefulness, convenience and accurate, lifelong dependability. It is, indeed, a wish come true!

Stereo-Mono Switch has phase-cancelling feedback circuit. Removes vertical noise signal from mono records, when played with stereo cartridge.

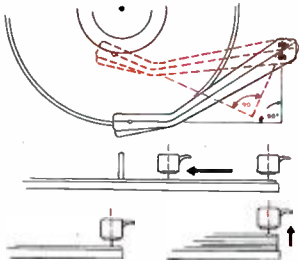
Multiple transmission motor drive uses set of individual gears for each speed; complete automatic disengagement makes "flat spot thumping" impossible.

Totally new design one-piece tonearm . . . provides perfect lateral and vertical tracking, always—vital for stereo. Also eliminates multiple arm resonance and overcomes cartridge vertical amplitude distortion.

**united**  
PRODUCTS OF  
202-4 East

# To know the difference...is to select the Dual-1006

**MOTOR** — Quality and reliability unheard of in the changer field and seldom found even in professional turntables. Unusually high horsepower insures *constant* RPM under any load condition; enables turntable to reach full speed within 1/2 second, from dead start! Motor rotor is oscilloscope balanced, and set in extra-large, costly *self-aligning* ball bearings. New, *exclusive* "rigid equipoise" motor suspension eliminates vertical rumble. Field coils are vacuum impregnated and tropicalized; motor core laminations are staked, to avoid "chatter" and magnetic "thump." Thorough shielding and full-jacket, high permeability motor core prevent hum. These and other important features combine to provide exceptional life-long, trouble-free operation.

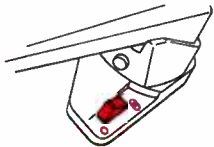


Always perfect vertical and lateral stereo tracking because arm pivot axis remains 90° to cartridge axis.

**TONEARM** — Rigid, locking key snap-in accommodation for all mono or stereo cartridges. Super lightweight *one-piece* construction eliminates multiple tonearm resonance, minimizes cartridge horizontal and vertical amplitude distortion developed in cartridges when mounted in two-piece or plug-in head type arms. This maintains original cartridge compliance specifications. *Double* set of direct-acting ball bearings (in both axes) insures complete freedom of vertical and lateral motion . . . and prevents tracking force variations possible with "damped" or otherwise poorly suspended arms due to changes in weather or environment. Fingertip stylus pressure adjustment is directly on tonearm assembly. Tonearm is *automatically secured* in place, when at rest.

### MANUAL OR AUTOMATIC SINGLE PLAY

Three choices with the 1006! Start manually, with *either* a rotating or motionless turntable, setting the tonearm anywhere on the record to play all or just a desired portion. Or push a button and the 1006 starts, and finds the record lead-in groove. In all cases, the tonearm returns to rest after play, motor shuts off, and drive disengages . . . all *automatically!* Stop, repeat, or reject (manually or automatically) any time you please.



**STEREO/MONO SWITCH** — Does more than instantaneously adapt cartridge for either mono or stereo output! Also introduces special phase-cancelling feedback circuit for stereo cartridges when used on conventional single-track mono records. This *removes* random noises resulting from cartridge high vertical sensitivity to the rough, unused groove trough of mono records.

Even mono records sound better. Two color coded 48" output cables are *individually* shielded to avoid ground loop hum.



**BUILT-IN PRESSURE GAUGE** — A precision stylus pressure gauge is a vital necessity for the preservation of valuable records and for optimum cartridge operation. A professional, *direct reading* gauge is conveniently located for instant check and adjustment of the entire tonearm, as different cartridges are used. No need for guesswork or to rely on arbitrary, printed calibrations on a tonearm. Tamperproof and factory-sealed for lifelong accuracy.

**TURNTABLE** — Large diameter, heavyweight turntable uses unique, laminated and concentrically girded construction for *positive* retention of dynamic balance and plano surface . . . vital to stereo cartridges. This, and the use of reliable Oilite type, permanently self-lubricating ball bearing assembly provide

virtually frictionless, *non-resonant* rotation, avoiding need to rely on "fly-wheel action" of conventional castings, machine turnings, or "weighted" turntables to maintain constant speed. Properly designed table mat prevents record slip without surface strain to the delicate record grooves.



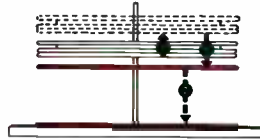
**FOUR SPEEDS** — Self-locking and trouble-free, a multiple transmission system is used. With a set of individual drive gears for *each* speed, possible future changes in recording speeds are thus accommodated. *All* drive and idler wheels automatically disengage after *each* playback and also when machine is turned off . . . nothing to adjust or remember, never any "flat spot thump." Speeds provided: 16 2/3, 33 1/3, 45, 78 rpm.

**QUIETING CIRCUITS** — Self-muting and squelch filter circuits keep the electrical operation of the 1006 as wonderfully quiet as the mechanical action of the skillfully crafted assembly. No "pops" or buzzes.

**AUTOMATIC CHANGER** — *Whether for stereo or mono reproduction, the outstanding qualities of the 1006 as a professional turntable are remarkably preserved as a record changer too! Look . . .*



**MINIMUM CONTROLS** — Simple to operate in spite of its many special features — only three buttons start, stop, reject, or repeat action. Repeat button is *self-cancelling* after replay, or can repeat same record any number of times without disturbing the stack. Spindle *need not* be removed from turntable to remove records or rearrange record sequence . . . even while record is playing.

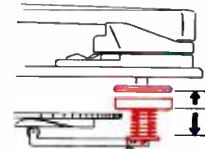


1. Record stack separates from bottom record. 2. Bottom record descends. 3. Stack gently lowers for next play.

**ELEVATOR ACTION** — The bottom-most record of the stack is separated by the action of the changer spindle into an *interim* position, ready for travel to the turntable, and divorced from the weight and pressure of the stack. The stack is gently lowered—*never dropped*—into position for the next record. This unique principle preserves and protects the record center-hole from wear and tear; and since no pusher arm or stabilizing guides are needed, warped records and chipped edges do not affect changer action. Furthermore, the "no load" condition of the stack eliminates damaging friction to grooves of adjacent records. Here is *truly gentle* handling of your precious recordings.



**OBsolescence-PROOF INTERMIX** — Patented roller-feeler guide in the *tonearm head* enables the 1006 to operate automatically, *regardless* of record size. Future record size innovations are of no concern to owners of the 1006! And, no sequence to observe in stacking up to ten varying size records. Fast change-cycle time is *constant* regardless of RPM or record load.



**FREEFLOATING TONEARM** — Not just a statement, but a *fact*. New, advanced-design clutch *completely* frees the *tonearm during* play. Since the record lead-in groove-finding device is a part of the tonearm assembly, the arm is engaged by the cycling cam *only* during the start and stop actions.

**LOW PRESSURE TRACKING** — Incredibly low tracking force operates changer action . . . only 2 grams! With the skill that comes with *fifty years* of specialized experience, the 1006 is a classic achievement in the production of custom fitted parts that operate so effortlessly as to make this feat possible. No warmed-over mono version, the 1006 was made to meet the *exacting* requirements of stereo records. Naturally, monophonic records benefit too.

DISTRIBUTED ONLY BY AUTHORIZED DEALERS OF UNITED AUDIO PRODUCTS

**united Audio**  
PRODUCTS OF DISTINCTION

202-4 East 19th Street, N. Y. 3, N. Y.



# The Amplifier Distortion Story

NORMAN H. CROWHURST\*

Many are the elements causing distortion in amplifiers, ranging from basic circuit design to deficiencies in the individual components. The author points out where some of the pitfalls occur, and shows how to use the transfer characteristic of tubes to study their performance.

In two parts—Part I

**M**OST OF THE QUESTIONS asked about amplifiers these days relate in some way or other to the question of distortion. According to research in other directions, it has been proved that the quantity of distortion measured in almost any high-fidelity amplifier should be quite inaudible. Certainly it should be inaudible in comparison with the amount of distortion produced by other elements of the system—pickup, loud-speaker, and so on. The fact remains that there are drastic differences between amplifiers that do not seem to be explained by the specification figures.

Over the past few years the writer has presented several different facets of this problem, sometimes in a merely qualitative way, sometimes with further evidence to support the suggestions made. Here is an attempt to document all of the different varieties of non-linear distortion produced in amplifiers as far as has been ascertained to date, together with some suggestions as to what can be done about them.

In discussing non-linear distortion we do not investigate frequency response as such. It is assumed for the purpose of this article that deviation from perfectly uniform frequency response can be tolerated provided it does not produce any spurious components due to non-linear distortion. But frequency discriminating

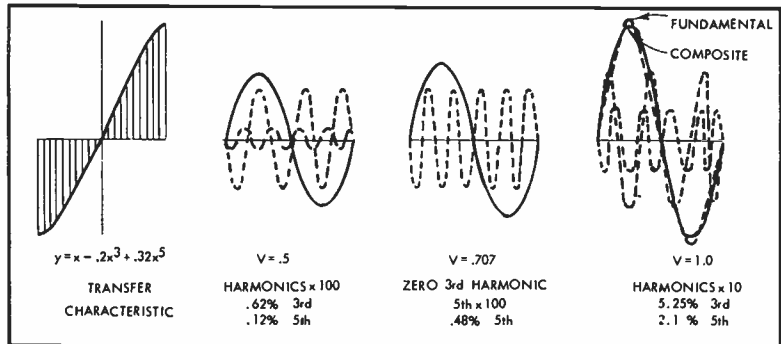


Fig. 2. A possible transfer characteristic, showing how the harmonic varies in order and magnitude over a comparatively small range of amplitude change (2:1 total).

factors in many instances contribute to the forms of distortion produced by non-linear elements in the system. Under these circumstances the frequency discriminating factors must be discussed.

## Harmonic vs. IM Distortion

In the earliest days of audio amplifiers, shortly after they ceased being the tail end of a radio receiver, the only form of measurement for non-linear distortion used the harmonic method. Before the advent of the pentode and other distortion-producing elements for use in amplifiers, the "good old triode" kept the harmonic order of the distortion quite low (usually second) and there was little possibility of confusion

or ambiguity by quoting simple percentage figures.

A single-ended amplifier produced dominantly second harmonic and it had been ascertained that second harmonic much less than 5 per cent was not audible. Later it was discovered that an amplifier producing 5 per cent second harmonic also produced IM distortion that is audible. However, when push-pull came into use, this largely ended second-harmonic distortion and left a residual of third.

The advent of pentodes increased the order of distortion to fifth and higher odd-order components, each of which becomes progressively more audible as a harmonic and even more objectionable in its intermodulation effects.

The writer has found the best way to investigate what these different things mean in relation to the amplifier's performance is to refer the matter in terms of its transfer characteristic. This can quite simply be displayed on an oscilloscope by connecting the horizontal deflection to the input (before attenuation, if necessary) and the vertical deflection to the output of the amplifier. This enables the amplifier's transfer characteristic at any particular frequency and level to be displayed on the 'scope (Fig. 1).

Over a mid-range of frequencies the effect of reactances in the amplifier is negligible and there is no phase shift. Consequently, the transfer characteristic

\* 216-18 40th Ave., Bayside 61, N. Y.

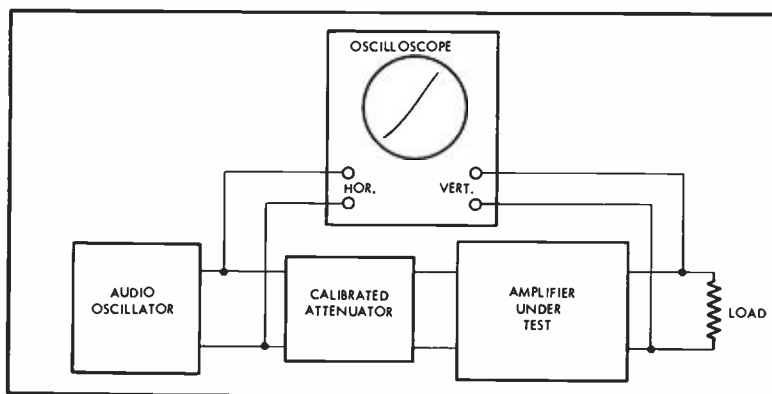


Fig. 1. Block schematic of method for displaying an amplifier's transfer characteristic on a 'scope.

is an approximation to a straight line with a series of curvatures that can be represented by power orders of the independent variable.

Second-harmonic distortion is caused by the presence of a second-order or square term, and third harmonic by a cubic or third-order term in the transfer characteristic.

Mathematically any line-transfer characteristic due to a succession of non-linear amplifying stages can be analyzed into a power series.

When considering the effect of an amplifier producing distortion, it should be appreciated that this transfer characteristic is the more basic property of the amplifier, not its effective generation of specific harmonics. Remembering this, the effect of different order terms in the transfer characteristic on harmonics generated can be mathematically deduced.

A second-order or square term produces second harmonic and a steady d.c. component which effectively alters the bias of stages possessing this non-linear distortion.

A third-order term not only adds third harmonic but also modifies the magnitude of the fundamental.

A fourth-order term introduces both second and fourth harmonic.

A fifth-order term introduces third and fifth harmonic as well as modifying the fundamental, and so on.

A term of any specific order produces alternate harmonics all the way up to that order. The coefficient of the harmonics produced by any individual term varies according to the magnitude of signal.

Thus a transfer characteristic that contains third- and fifth-order terms in opposite phase will produce third and fifth harmonics in the same phase at very low levels. At some intermediate level the components of third harmonic due to the third and fifth order terms will cancel leaving only fifth harmonic. While at higher levels the third harmonic reappears in opposite phase.

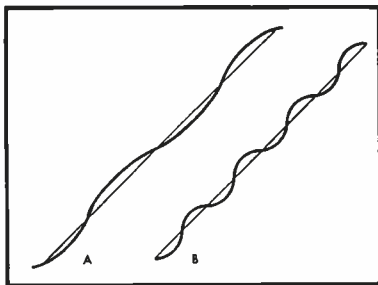


Fig. 3. Where the "kinks" occur can dramatically affect relationship between different distortion indications: (A) a typical deviation from straight (exaggerated for clarity); (B) a hypothetical (but not necessarily impossible) curve, investigated in Fig. 4.

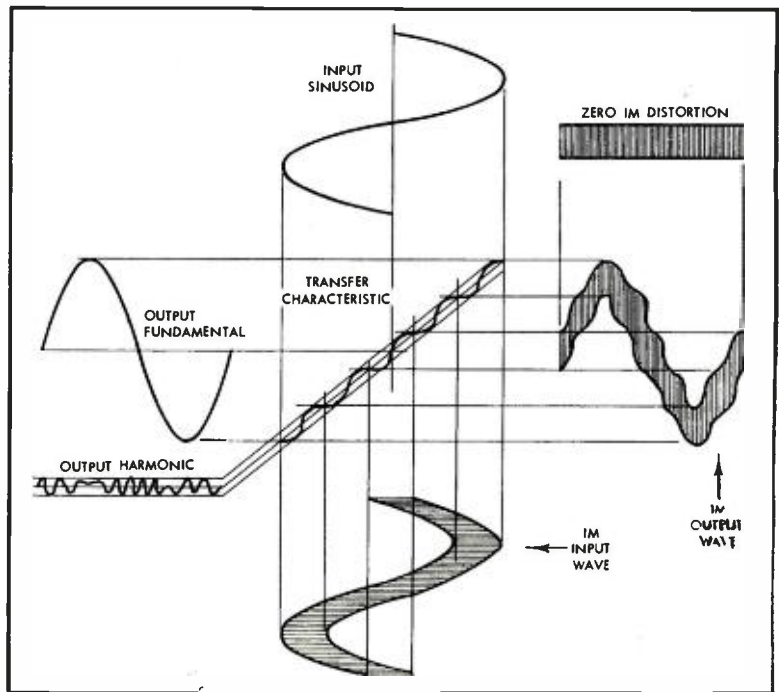


Fig. 4. How the rather unusual curve of (B) in Fig. 3, can give zero IM distortion indication, but quite a considerable harmonic indication.

This possibility is illustrated in Fig. 2.

This is a comparatively simple example. Any multistage amplifier compounds the curvature to quite a high order. For example, two stages of single-ended amplification, which may be assumed for simplicity to produce only second-order terms in each, will compound into an expression with second-, third-, and fourth-order terms. At one particular level the second harmonic due to the second- and fourth-order terms can be made to disappear. But this leaves a residual of third and fourth harmonic. This again is a comparatively simple case.

Compounding the amplifier into a push-pull form results in higher order components although the second-harmonic cancellation is achieved without such multiplication of order in itself, because the two second-harmonic components are additively (or subtractively) combined instead of introducing product terms. But this means that two stages of push-pull amplification, in which the even order terms are made to completely cancel leaving a residual of only third order (neglecting possible higher orders), will produce an over-all amplification introducing potential harmonics up to the ninth.

Theoretically the third harmonic could be made to cancel. This would then leave the fifth harmonic as the major component. But this theoretical cancellation can only occur for one specific signal level.

The effect of all this on IM distortion

is even more complicated to investigate mathematically. It can, however, be relatively simply explained graphically. Any practical transfer characteristic consists of a power order series up to some point where it converges to negligible effect.

The simplest combinations of power order terms produce curves that get progressively more abrupt toward the ends of the transfer characteristic, (A) in Fig. 3. However, in theory it is possible to obtain a power order series that will produce any desired curvature. For example, the transfer characteristic could become a specific number of sine waves superimposed on the transfer characteristic as at (B) in Fig. 3. Admittedly this is a very improbable form of the transfer characteristic, but it is not impossible. And sometimes a transfer characteristic may come closer to this form than to the simpler forms usually explored mathematically.

Now here comes the interesting fact. Assume we use this hypothetical transfer characteristic as the basis for a theoretical IM test, in which the high-frequency exploratory signal has an amplitude exactly corresponding to the vertical height of the sinusoidal deviations. Then the IM test will give a reading of precisely zero distortion for this particular amplitude of high-frequency test signal. The residual distortion produced from a harmonic measurement of an amplifier with this hypothetical transfer characteristic is also shown in Fig. 4.

Admittedly this is a hypothetical case

**HALF TRACK?**

**QUARTER TRACK?**

*The Choice is Yours!*



VIKING ESQ HEAD ASSEMBLY

We believe it is time for a factual statement on quarter track tapes and tape recording. As a novelty, and in keeping with the constant trend toward miniaturization, there is today a considerable interest in home recording of quarter track (four track) tapes.

The laminated quarter track heads used on Viking decks may be used interchangeably with the half track heads for recording, and will provide for proper bias and equalization at  $3\frac{3}{4}$  ips tape speed. On special order, Viking will provide quarter track erase heads, permitting monaural and stereo erase and recording of four track tapes.

However, the serious audio recordist will weigh these factors:

*Quarter track heads provide a track width of only 43 mils as compared to eighty mils—equivalent to almost six db of absolute signal-to-noise ratio.\**

*Reduction of tape speed to  $3\frac{3}{4}$  ips, instead of  $7\frac{1}{2}$  ips, does not result in again halving the maximum possible tape output, but does necessitate a shorter head gap to produce equivalent frequency response. Such a head is less suitable for recording applications.*

These are the reasons why you will find full-size, maximum-performance, half track heads on Viking recording models. Use the quarter track heads for the one thing they are designed to do best—playback of quarter track (or half track music tapes).

For your own serious music recording we recommend consistent use of the half track heads available on Viking recording decks, permitting maximum frequency response and dynamic range. Your added tape cost (for raw tape) is your best insurance of professional recording performance.

\*Based on residual system hum, tube noise, etc.

*Viking tape components are sold through high fidelity dealers, exclusively. Further technical information may be obtained by writing directly to Viking's Customer Service Department.*



**VIKING OF MINNEAPOLIS, INC.**

9600 Aldrich Avenue South, Minneapolis 20, Minnesota

EXPORT DIVISION: 23 Warren Street, New York City 7, New York  
Cable: SIMONTRICE, NEW YORK (All Codes)

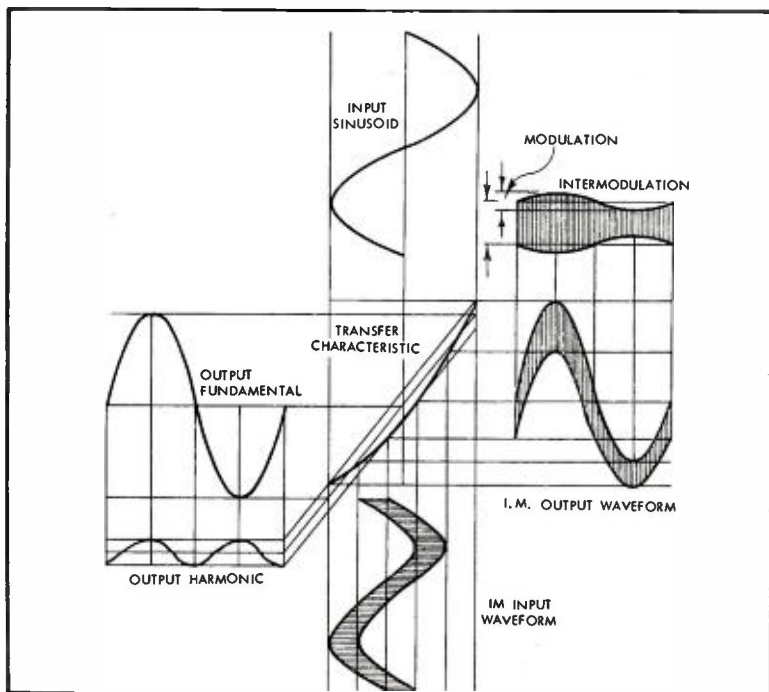


Fig. 5. Showing the more generalized relationship between harmonic and IM indications, referred against the transfer characteristic responsible.

but practical conditions may sometimes come nearer to this than to the simpler type of transfer characteristic usually theorized.

The original reason for going to intermodulation testing is that it comes closer to giving an indication proportional to audible effect. It actually tends to measure the rate of deviation from straight-line transfer characteristic rather than the actual deviation. This distinction is illustrated at Fig. 5. This means that the IM test measurement will be proportional to the order of distortion instead of linearly proportional to its magnitude. But realization of this improve-

ment is dependent upon two assumptions.

First, that the exploratory waveform is of relatively small magnitude compared to the major waveform. That is, a ratio much higher than the one specified in the established SMPE standard should be used.

Second, that the deviation from linearity is more or less uniformly distributed over the low-frequency wave.

When either of these assumptions or their effects breaks down the validity of IM distortion in giving a more realistic figure fails. The example just quoted produced a zero IM reading because the deviation rate along a transfer characteristic exactly corresponded with the magnitude of the exploratory waveform. Of course, some distortion would be found by changing the magnitude of both signals together and consequently, a rather erratic IM distortion response would be produced for an amplifier with this hypothetical transfer characteristic.

The second reason for IM distortion measurement breakdown is one which also applies to harmonic-distortion measurements in almost the same degree. This is where the deviation from linearity of transfer characteristic occurs for a very short interval of the characteristic. For example, when clipping or crossover distortion is present, neither harmonic or IM distortion gives an adequate representation of the audibility of the distortion, because the measurement averages or "spreads" the magnitude of the deviation over the whole fundamental

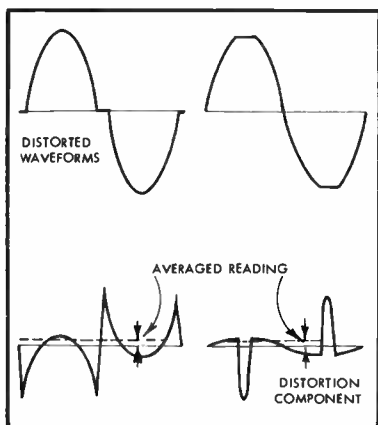


Fig. 6. Why either harmonic or IM measurement does not give realistic indications for sudden, short duration deviations from linearity.

waveform, rather than measuring the relative magnitude for the short interval "kink" as compared with the fundamental magnitude (Fig. 6).

This is a characteristic considerably heightened by the effect of feedback with amplifiers. So it will be discussed in greater detail later on, after feedback comes into the consideration. For the time being we are considering basic amplifiers without the effect of over-all feedback.

### Reactive Elements

So far we have considered the performance of the amplifier in terms of a simple transfer characteristic in which reactive effects are not present. Under these circumstances the effect on amplification can be totally predicted by the power series method we have just outlined. However any amplifier produces phase deviation effects at the ends of its frequency response—an advance toward the low-frequency end and a delay toward the high-frequency end. Coupled with this is a progressive attenuation or in some instances peaking before a roll-off.

All these effects can be computed from the amplifier parameters as an over-all frequency-response prediction. But the non-linearities that produce the transfer characteristic curvature in mid-range also modify the effective frequency response at different points on the transfer characteristic. This can be seen by considering what causes the non-linearity. It may be referred either in terms of the transfer characteristic from input voltage to output voltage, neglecting the resistance or impedance parameters that produce it, or the amplifier could be considered to consist of elements that produce constant amplification with variable

(Continued on page 68)

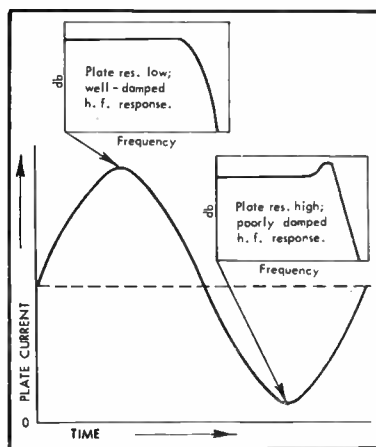


Fig. 7. Variation of transfer high-frequency response at different points on a large-amplitude signal waveform can be responsible for some forms of distortion that have received little attention to date.

**MOST SENSITIVE TUNERS BY FISHER**

**MOST SELECTIVE**

**MOST FLEXIBLE**



Model 101-R  
FM-AM Tuner

**STEREOPHONIC HIGH FIDELITY**

*Most sensitive.* THE FISHER Gold Cascade tuners are at the theoretical limits of sensitivity—only 0.75 microvolts needed for fine reception.

*Most selective.* THE FISHER tuners feature highly selective IF circuits, plus precision alignment for interference-free reception on FM and AM (even under the most adverse conditions).

*Most flexible.* THE FISHER TUNERS, both stereophonic and monophonic, boast the greatest number of advanced features and are the first choice for every high fidelity application.

**THE FISHER**

*Plug-in conversion, when desired,  
for Multiplex stereo reception!*



**FISHER RADIO CORPORATION**  
21-29 44th Drive • Long Island City 1, N. Y.

Export: Morhan Exporting Corp., 458 Broadway, New York 13, N. Y.

Model FM-90X  
FM Tuner

Model 90-R  
FM-AM Tuner

Model 90-T  
FM-AM Tuner  
with Audio Controls

**Another Fisher First**  
THE FISHER Deluxe Series 90 tuners are the only instruments in the world featuring IF interstation muting on regular FM, as well as Multiplex (to which it can be readily adapted.)

# Reduction to Practice— A Patent Essential

ALBERT WOODRUFF GRAY\*

**While it is—fortunately—not necessary that an invention be brought to perfection before a patent is applied for, it must at least have been tested and proven workable.**

**D**EFINITION OF THIS FEATURE of the patent law, made by a federal court is, "Reduction to practice is not merely a matter of construction, building and trial, but may consist in the disclosure of the idea by any kind of description, pictorial, verbal or written, which will enable one skilled in the art to make and use that which is disclosed. We think a drawing may be a sufficient reduction to practice, and an experimental machine insufficient, for the question is one of degree and the ultimate test is always whether the inventor has shown operative means to that theoretical omnipresent person, the man skilled in the art."<sup>1</sup>

Through a failure to observe this century old rule of the patent law, a leading manufacturer was recently denied a patent of radar apparatus, by reason of the omission of reducing its discov-ery to practice. Application for a patent of this invention had been filed in France by a man named Gloess on October 2, 1937, and later in this country on September 22, 1938.

Eight days later, September 30, 1938, the patent application of this radio manufacturer was filed. Claims in this application for a radar indicator patent which provided both for distance and direction, were, "A radio vision device including in combination means for radiating radio energy toward a reflecting object, means for receiving said energy after reflection from said object, means for deriving directly from said reflected energy information including the angular position of said object and the distance of said object as a function of the velocity and the transit time of said energy and the indicator for combining said information to indicate the angular position and distance of said object."

Plans had been well developed for the operation of this invention during 1936 and on June 22, 1937, the appa-

ratus was set up on the top of a building of the radio manufacturer at Camden, New Jersey. From this point efforts were made to operate the equipment and sight nearby objects as well as vessels on the Delaware River.

While the radar finder in these operations located buildings, smokestacks and other objects, the reliability of definition and measurements left much to be desired. Among other idiosyncrasies the machine located the smokestacks of a Camden factory in the middle of the Delaware River. After this attempt further efforts at a reduction of the invention to practice were abandoned.

Denying the application of this radio manufacturer, made for a patent, on the ground of its failure to reduce the invention to practice the United States Court of Appeals in its decision of this recent controversy, said,

"There has been built up a considerable amount of case authority upon what constitutes a reduction to practice. We find no disagreement among the decisions. Indeed, the language of them all seems to us to express the same idea in different ways.

"We think it is clear that reduction to practice does not mean that whatever is being worked upon has to be in shape to be marketed commercially. On the other hand it must be a demonstration that the inventor's idea works, not that he has thought the matter out and devised something that ought to work and may work, but actually something that will work to accomplish its intended purpose."

## **Invention Need Not Be Perfect**

It is however an old rule that this essential of the patent law does not require that the invention be perfect, or even that it be marketable. In the famous Bell telephone cases the Supreme Court said of this feature of the patent law,

"The particular instrument which he (Bell) had and which he used in his experiments did not under the circumstances in which it was tried, reproduce the words spoken so that they could be

clearly understood but the proof is abundant and of the most convincing character that other instruments, carefully constructed and made exactly in accordance with the specification, without any additions whatever, have operated and will operate successfully."

This the court supplemented with a detailed summary of this rule of law that after more than a half century is still followed by the courts. "The law does not require that a discoverer or inventor, in order to get a patent for a process, must have succeeded in bringing his art to the highest degree of perfection.

"It is enough if he describes his method with sufficient clearness and precision to enable those skilled in the matter to understand what the process is and if he points out some practical way of putting it into operation. This Bell did. He described clearly and distinctly his process of transmitting spoken words telegraphically by creating the changes in the intensity of a continuous current or flow of electricity in a closed circuit, exactly analogous to the changes in density in air occasioned by the undulatory motion given to it by the human voice in speaking."<sup>2</sup>

In the long litigation involving the discoveries in wireless telegraphy by Marconi, the Supreme Court in holding his invention of the tuning of the antenna circuit had been anticipated, pointed out the fatal error in this inventor's failure to observe this demand of the patent law of reduction to practice.

"Commercial success," said that court of these circumstances, "achieved by this inventor and patentee cannot save his patent from the defense of anticipation by a prior inventor. To obtain the benefit of his prior conception the inventor must not abandon his invention but must proceed with diligence to reduce it to practice."

To this was added the further observation by the court, "Marconi's reputation."  
(Continued on page 67)


<sup>2</sup> Telephone Cases, 126 U. S. 1, March 19, 1938.

\* 112-20 Seventy Second Drive, Forest Hills, N. Y.

<sup>1</sup> Curtiss Aeroplane & Motor Corp. v. Janin, 278 Fed. 454, New York, December 14, 1921.




Made in U.S.A.  
Patent Applied For



## A Conquest of Space The Harmony Trio Speakers

Here is a complete three channel stereo speaker system—better than you have ever heard at any price—which gives the full stereo effect in every part of any room. And yet it consists of only two booksize speakers and a hideaway bass that is completely concealed from view. Sound impossible? Well it was, until Weathers developed the Harmony Speakers utilizing the principle of Variable Mass—the first major breakthrough in speaker design in twenty years. Now space need no longer be a barrier to speaker performance.

Stop in at your dealer  
and see why.



### System Features:

Three channels. A full range speaker for each of the stereo channels and a non-directional bass. The smallest and most efficient stereo speaker system available.

Fits any size room. Blends with any decor.

#### Component Features:

Harmony Speaker.

Size: 11" x 9 1/4" x 3 3/8".

Response: 70 to 15,000 cycles.

Finish: Black leatherette. Golden grille.

Hideaway Bass.

Size: 16 1/2" x 16 1/2" x 5 1/2".

Response: 30 to 100 cycles.

Finish: Ebony.

Harmony Trio \$119.50

Harmony Speaker \$29.75

Hideaway Bass \$69.50

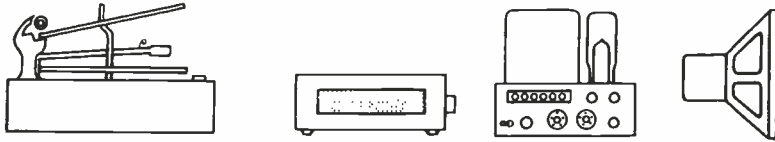
*Weathers Industries*

DIVISION OF ADVANCE INDUSTRIES, INC.

66 E. Gloucester Pike, Barrington, N. J.

Export: Joseph Plasencia, Inc., 401 Broadway, New York 13, N. Y.

# EQUIPMENT



## PROFILE

### HARMAN-KARDON "EPIC" MODEL A250 STEREO AMPLIFIER

Combining compactness, simplicity of design and operation, and excellent performance into a single package capable of putting out a clean 50 watts total is somewhat of a feat, in our opinion. Many units accommodate two power amplifiers in a cabinet 15¼ in. wide by 13⅞ in. deep and 4⅞ in. high, while still others can encompass the multiple intricacies of a stereo preamp in slightly less than that space, but to combine both without crowding and with several very desirable features into a single unit rates considerable approval. The manufacturer describes the A250, shown in Fig. 1, as a *formidable* instrument, and while, to us, formidable implies one which would incite fear—or consternation regarding its use because of complexity—there is no reason for it. The amplifier is easy to handle and it certainly does provide most of the necessary functions.

Listing these functions, with reference to the panel arrangement, we note six slide switches along the top of the control panel—an extruded aluminum form, anodized and permanently copper colored. From left to right they are: two speaker selector switches, a three-position contour control, rumble filter, and at the extreme right the scratch filter and the equalization selector. The six knobs are, from left to right: TREBLE, BASS, LOUDNESS, BALANCE, MONE, and FUNCTION. The first four affect both channels simultaneously, while the two switches provide, for MODE: LEFT, RIGHT, MONAURAL, STEREO, and REVERSE; and for

FUNCTION: TAPE HEAD, PHONO, TUNER, AUX 2, and AUX 1. Inside the unit and accessible from the top if cabinet mounted or from the rear if in its optional cage, is a SEPARATE-PARALLEL switch which ties the output amplifiers together and to the right preamp so the A250 may be used as a stereo preamp feeding a single built-in power amplifier (50 watts) for the right channel; the output of the left channel is available on a separate jack for feeding another basic amplifier. When this switch is in the PARALLEL position the two transformer secondaries must also be strapped in parallel.

The speaker switching is apparently unique to the Harman-Kardon line—we have noted it before in the A224 "Trio." Each amplifier terminates in an output transformer with secondary impedances of 4, 8, 16, and 32 ohms, one end of the winding being grounded. Two additional terminals, marked A and B, are provided for each amplifier. These are connected to one of the speaker selector switches, similarly marked A and B, which grounds either the A or B terminals at the user's choice. A and B are used for the ground returns of two separate pairs of speakers, located in different rooms, perhaps. Thus either pair can be energized at will. Also, if desired, the second speaker selector switch may be set to ALL, instead of ONE, both sets of speakers will operate at once. The reason for the impedance range extending to 32 ohms is that when both output sections are paralleled, the speaker is connected to the tap twice its nominal impedance, which necessitates 32 ohms for a 16-ohm speaker, and so on.

Both channels are identical, and employ 12AX7's as phono/tape-head preamplifiers, 12AU7's as tone-control amplifiers, 12AT7's as amplifiers and phase splitters, and two 6L6GB's in the output stages, the latter being mounted at an angle of about 40 deg. in order to maintain a low silhouette in the cabinet. Tone controls are of the Baxendall type, which we consider most desirable, and phono and tape-head equalization is derived from feedback over the two stages of the preamp, and accommodates RIAA and EUR on phono, 7½ and 3¾ on tape. A 47,000-ohm load is provided as a fixed value for the phono cartridge or tape head, while a 100,000-ohm load is provided for ceramic cartridges, followed by a 26-db voltage divider. The scratch filter operates only on phono, while the rumble filter operates on all inputs—which we believe is desirable because some radio stations require rumble filtering for best listening results. The two contour curves turn over at about 350 and 700 cps, respectively.

Plate supply is furnished from a voltage doubler circuit using the new silicon rectifiers, and resulting in extremely low hum levels. Plate currents in the output stages may be balanced with the controls provided, thus further lowering hum, and with d.c. on the first three stages the hum on phono is better than 62 db below a 1-watt output.

The power supply fuse and two a.c. receptacles are mounted on the rear apron, together with the two output terminal strips. All inputs are located on the top of the chassis, side by side in two separate rows. Four shorting plugs are furnished for insertion in unused inputs, and a plastic clamp is located on the rear of the chassis adjacent to the input jacks so that all leads to the amplifier may be dressed neatly where they come out.

### Performance

The amplifier has more than adequate gain. For a 1-watt output, and gain control at maximum, signals of 0.9 mv are required at the magnetic phono input and 20 mv at ceramic phono input, 0.35 mv at the tape-head input, and 52 mv at auxiliary and tuner inputs. At a 117-volt line, distortion was 0.85 per cent at 25 watts on one channel, 0.87 per cent on the other. Control tracking varied from a maximum of +3 to -2 db on volume, and from +4 to -3 db on tone at six points checked on both. At the specified input signals, the TAPE OUT jack provided a 0.45-volt signal to feed a tape recorder, unaffected by tone or volume controls.

On listening tests, the A250 confirmed the measurements as to sound quality, and as has often been said, "measurements mean little if the listening is bad." Using several different speakers and a widely varied range of program material, the amplifier performed admirably and even after hours of use it was still necessary to take the eggs into the kitchen to fry them—all three transformers run cool. Actually, this was to be expected in the output transformers at least, since the cross section of the cores measure 1 11/16 square, which is plenty for a 25-watt transformer. On the whole this is a unit of excellent performance and appearance, and should result in an equally excellent over-all system. D-25



Fig. 1. The Harman-Kardon "Epic," dual 25-watt stereophonic amplifier system.





WE'VE SOMETHING NEW  
SEE US AT THE MAY PARTS SHOW


### Electronic Wire for Every Application

Service Rated—Quality Controlled  
Every Electronic Wire you need  
in easy-to-use packages.

- |                              |                          |
|------------------------------|--------------------------|
| Aircraft and Auto Radio Wire | Magnet Wire              |
| Antenna Rotor Cables         | Microphone Cables        |
| Broadcast Audio Cables       | Mil-Spec Hook-Up Wires   |
| Bus Bar Wire                 | RG/U Cables              |
| Community TV Cables          | Shielded Power Cables    |
| Cords                        | Shielding                |
| Hi-Fi and Phono Cables       | Sound and PA Cables      |
| Hook-Up Wires                | Strain Gauge Cables      |
| Intercom Cables              | Transmission Line Cables |
|                              | TV Camera Cables         |

**Ask Your Belden Jobber**

One Wire Source for Everything  
Electrical and Electronic



Magnet Wire • Lead Wire • Power Supply Cords,  
Cord Sets and Portable Card • Aircraft Wires  
Electrical Household Cards • Electronic Wires  
Welding Cable • Automotive Wire and Cable

08A03JR

# MAJOR BREAKTHROUGH

## In Stereo Amplifier Design!



MODEL SA-300

**\$16950**

*Slightly Higher in the Far West*

# THE FISHER

## SA-300

Laboratory Standard  
Stereophonic and Monophonic  
60-Watt Amplifier

HERE IS AN AMPLIFIER that will match *any* existing speaker, and supply the distortion-free power all speakers require for optimum results. When using low-efficiency, high-compliance systems, the SA-300 is an absolute *prerequisite* for professional sound reproduction! With this amazing instrument, even your choice of enclosures is less critical. The SA-300 actually permits you to obtain the damping factor your system requires! Complementing this FISHER exclusive is still another—TWO inputs for each channel (one for standard response, and one with controlled frequency response!)

Only FISHER could have conceived it. Only FISHER could have designed and produced so unique an instrument at such moderate cost. Ruggedly constructed, just as you would expect any FISHER product to be. The SA-300 is truly *the finest you can buy*.

**FIRST STEREO AMPLIFIER  
TO GUARANTEE**

- Distortion-free audio power at ALL listening levels.
- Hum and noise content less than 0.00001 part of full rated output (1/1000th of 1%)! What is more, the SA-300 will match all existing speakers including the lowest-efficiency types.

### SPECIFICATIONS

- POWER: Conservatively rated at 60 watts (over 30 watts per channel) The SA-300 can handle up to 160 watts on instantaneous peaks.
- POWER BANDWIDTH: 15 to 30,000 cps (IHFV Standards.)
- HARMONIC DISTORTION: Better than 0.1% at full rated output,  $\pm 1$  db.
- IM DISTORTION: Less than 0.08% first-order difference tones (European CCIR standards) and less than 0.35% by SMPTE American standards.
- INPUTS: TWO for each channel. One for standard flat response. One with controlled frequency response to insure optimum performance with electrostatic speakers, and also to reduce sub-sonic transients (which cause voice coil breakup and distortion).
- FREQUENCY RESPONSE: Uniform from 20 to 20,000 cps, within  $\pm 0.5$  db.
- HUM AND NOISE: Completely inaudible. More than 100 db below full-rated output.
- SPEAKER CONNECTIONS: 4, 8 and 16-ohm terminals, plus terminals for adding resistor to obtain speaker manufacturer's recommended damping factor.

WRITE TODAY FOR COMPLETE SPECIFICATIONS

FISHER RADIO CORPORATION • 21-29 44TH DRIVE • LONG ISLAND CITY 1, N. Y.

Export: Morhan Exporting Corp., 458 Broadway, New York 13, N. Y.





Fig. 2. Tandberg's new model 5-2 is similar in appearance to the earlier models, but offers four-track stereo performance.

### TANDBERG MODEL 5-2 STEREO FOUR-TRACK TAPE RECORDER

Some months ago we were called upon to give a talk on stereo, and because of a certain amount of physical efficiency on our part (that's laziness to you) we cast about for a machine that was light enough to be called portable. In many instances the presence of handles on the carrying case is sufficient to warrant that name, but the Tandberg in its case weighs only 27 pounds. We had previously been acquainted with the Model 3-Stereo, but the newest Model 5-2 was still strange to us. Figure 2 shows its appearance with its ease.

To begin with, this unit is fitted for four tracks, and for three speeds. Thus it will accommodate the promised four-track tapes—removed from the magazine/cartridge and respooled on conventional reels. In addition it provides for extra long playing time at the  $1\frac{1}{2}$ -ips speed. It is entirely self-contained for monophonic recording and for mono or stereo playback, but requires the addition of a second amplifier for stereo recording. This unit is  $2\frac{1}{4}$  in. wide,  $8\frac{3}{4}$  in. long, and  $5\frac{1}{4}$  in. high, and in use is placed alongside the recorder at the left end. It is fitted with a male power receptacle and an output cable which plugs into a receptacle on the recorder head cover. A short power stub is coiled up in the recorder's cable compartment, and furnishes plate and heater power to the auxiliary amplifier when it is in use. The unit accommodates microphone and high-level inputs, and matches in performance the amplifier built into the recorder. A gain control is provided, as are an equalization switch and a level indicator tube.

The recorder itself is a marvel of compact design, and it appears as though each part were made for it, rather than being chosen from usual parts manufacturer's stocks.

There are two complete amplifiers, from tape head to output transformer, each having a 4-watt output. A monitor speaker— $5\frac{1}{2}$  by 8 in.—is built in, as is the necessary power supply. In the record mode, one of the output tubes becomes the high-frequency oscillator. The input stages of

both playback amplifiers have d.c. on the heaters for a hum level measured at 58 db below the maximum recording level (defined as the 4 per cent distortion point).

Frequency response at  $7\frac{1}{2}$  ips was measured as within  $\pm 1$  db of the Ampex standard tape No. 5563, and with signals recorded and played back the response was  $\pm 3$  db from 30 to 15,000 cps. At  $3\frac{3}{4}$  ips the output was 3 db down at 10,500 cps, and at  $1\frac{1}{2}$  ips it was down 3 db at 5300 cps. Flutter and wow at  $7\frac{1}{2}$  ips was below 0.15 per cent as nearly as we could measure it—which is not an easy trick, incidentally, when it is so low.

In addition to the low-impedance outputs for direct connection to speakers, a switch on the chassis connects the outputs to the cathodes of the stage preceding the output tubes, thus providing a higher-impedance output without the potentially present distortion of the output stage pentodes. The level at this connection is around 0.7 volts. For our purposes, we fed the low-impedance signal from the output stage direct to two external power amplifiers which gave a

possible 50 watts each for auditorium use. The cathode follower output was not sufficient to drive the external amplifiers, although it would be adequate for insertion at the AUX input of any stereo preamp.

A speed control knob at the top between the reels selects the desired speed and changes equalization at the same time. Just above this switch is the speaker control, which connects the internal speaker to either of the two channels or disconnects it entirely. To the left of the lower head cover is the main circuit control switch, with positions for record, playback, and public address. In the latter position the microphone is fed through to the loud-speaker outputs directly. The volume control knobs are dual, with a friction clutch causing both to turn at once in normal use, but balancing may be done by displacing one with respect to the other. Under this dual knob is a lever which selects the mode of operation—stereo, or mono tracks 1-4, or mono tracks 2-3. The indicator eye is just above the volume control knobs, and to its left is a bass-lift switch, which increases lows by 12 db at 70 cps.

The mechanical operation is controlled by a single gearshift-type knob at the right. For recording or playback the knob is pulled forward; for rewind it is pushed to the left; for fast forward, to the right.

All inputs and outputs except the microphone, which plugs into a jack on the top panel, are available at a terminal panel at the rear. A small compartment is provided for the power cord.

From this description one might surmise that the machine is almost ideal—and so it is, for every use to which we have put it, at least. Starting and stopping is smooth with no spillage of tape, provided the operating knob is pulled forward slightly to start the motor before engaging the idler wheel against the highly polished capstan, and one learns to do this automatically in a very few minutes.

We have used the machine for stereo playback, for dubbing from another machine, and for long-playing background-type music, and so far we have no faults to find with the machine. For any semi-professional or home use we would consider it ideal. D-26




Fig. 3. Hartley 217-Duo—a complete stereo system in one cabinet.

## HARTLEY 217-DUO STEREO SPEAKER SYSTEM

Under most circumstances we would not consider that a single cabinet only 36 inches wide could suffice as a complete stereo system, in spite of the fact that we have suggested previously a modification to a conventional corner cabinet for stereo application in a small room. But when one considers that practically all listening is done in typical living rooms instead of in anechoic chambers, one must realize that reflections from walls and furniture have a large effect on the sound pattern in a room and thus modify the classic characteristic which might be deduced from two sound sources spaced some six to eight feet apart. Obviously, of course, if one were to listen to the 217-Duo in the middle of a prairie it is doubtful if much stereo effect would be observed. In the average room, however, it is more than adequate.

The 217-Duo, shown in Fig. 3, is 36 in. wide, 30 in. high, and 15 in. deep, and houses two Hartley 217 full-range speakers splayed out about 30 deg. from the center line between them. When used as a monophonic system it shows a pleasant wide-source effect, completely free of the oft described "hole in the wall" feeling. As a stereo speaker, under direct A-B listening tests with two conventional speakers spaced 8 feet apart, the single cabinet with the two splayed speakers gave a better over-all sound, and the stereo effect was distributed throughout the entire room so that no matter where you listened the stereo spread was still there. We believe there is much work yet to be done to determine just what is the optimum speaker for stereo, and we have learned that if there are two speakers in the room, the listener is likely to hear two speakers as separate units, rather than as parts of the whole—which is the principal reason why this observer insists on evaluating stereo installations with both eyes covered, and this applies equally well to a two-way monophonic speaker system when both speaker units can be seen.

Be that as it may, the 217-Duo does have a better stereo effect with the eyes closed—as does any other system in which two speakers can be seen. We have suggested that the grille cloth cover the entire front in one sweep.

As to the actual quality of the 217-Duo, we found it capable of going down to below 40 cps, and to have considerable audible output at 14,000 cps—above which we do not think we can hear very much, nor do we believe much source material extends that high, even if the records could retain it or the pickups all play it. Quality was judged by many listeners as excellent, being described by the more experienced as smooth and free from objectionable peaks—purely subjective, to be sure, but it is fairly well established that the choice of a loudspeaker is pretty much a subjective thing anyhow. Let it suffice that one compare speakers for himself, preferably on the same material and in the same acoustic environment, rather than accepting the judgment of some one else. But to these standards of judging, we can only say that we would consider this speaker to give good quality and an excellent stereo effect in any room larger than 9 x 12.

D-27

# BOGEN

*the sound way  
to better living*



SHOPPING FOR STEREO? The manufacture of stereo high-fidelity components is an extremely technical, highly specialized phase of electronics. So before you buy any stereo equipment, ask yourself this question: "Is the component I'm buying

made by a manufacturer who has a long history of brilliant successes in sound."


Bogen is a name known, and respected for over a quarter century as *the* authority on all types of sound equipment. Your child may listen to a Bogen central sound system in his classroom. Perhaps you use a Bogen intercom. Wherever professional sound equipment is used, you'll find Bogen—the sound equipment *made* by professionals.



THE SAME FLAWLESS SOUND QUALITY that engineers and musicians demand is yours to enjoy at home in Bogen stereo high-fidelity components. Take the Bogen DB 230, for example. Here in one chassis is all the versatility...all the sensitivity...

all the power you need for perfect stereo pleasure.

You can't hear Bogen's engineering excellence... only its brilliant achievements! And this technical artistry, confirmed by leading testing organizations, is complemented by outstanding styling. See —and hear—the DB 230 *today*.



DB 230. STEREO CONTROL CENTER AND DUAL 30-WATT AMPLIFIER.

The DB 230 controls all stereo sources (tape, FM-AM stereo broadcasts and stereo discs) and feeds them through self-contained dual 30-watt amplifier to your two speaker systems. For monophonic program material, 60 watts of power is available. Price: \$189.50. Enclosure and legs: \$8.00.

**BOGEN**  
HIGH FIDELITY COMPONENTS



ILLUSTRATED BOOKLET: 64-page explanation of hi-fi and stereo, "Understanding High Fidelity-Stereo Edition." Enclose 25c please. BOGEN-PRESTO COMPANY, Paramus, N. J. A Division of the Siegler Corporation



Fig. 4. Arkay AM tuner—a broad-band unit for high-fidelity reception.

### ARKAY BROAD BAND AM TUNER KIT, MODEL AM-5

With more and more stations using AM and FM together for stereo, it finally becomes necessary to improve AM radio performance if there is to be a satisfactory match between the two channels. While it has been stated many times by those who are apparently misinformed that the frequency range transmitted by AM stations was limited to a top of 5000 cps, let it be said here that this is just not so. Except in rare instances where interference results between two adjacent-channel AM stations, there is no reduction in the audio band, and even when such a reduction is ordered by the FCC, the top frequency transmitted is rarely if ever lower than 7500 cps. In other words, the limiting element in the AM transmission picture is the usual narrow-band superheterodyne receiver rather than the radio station itself. Old timers may well remember the wide-range t.r.f. receivers of the mid-thirties—sets which were capable of receiving well over 10,000 cps at the top end. And while no such receivers appear to be on the market at the present, there has been no change in transmission standards.

Arkay's AM-5 tuner kit takes a step in the direction of good audio quality with the extension of the upper limit of the pass band to around 8500 cps in the BROAD position, yet still maintaining normal superheterodyne selectivity—and consequent narrow audio band—in the SHARP position. This tuner, which makes up in the form

shown in Fig. 4, utilizes a single i.f. stage with variable bandpass i.f. transformers. As seen in Fig. 5, these transformers are constructed with the bottom ends of the fixed tuning capacitors separated from the coils; these capacitors are joined together and connected to ground through .005- $\mu$ f capacitors, across which sections of a three-position rotary switch are connected. In the first position, the a.c. power is off, controlled by a section not shown in the diagram; in the second position the broad-band capacitors are shorted out, so the i.f. transformers have their normal selectivity; in the third position, the switch is open which overcouple the coils and gives the usual flat-top response. Another section of the switch changes the audio response in the broad position by removing a shunt capacitor across the output and inserting in its stead a 10-kc whistle filter.

The over-all sensitivity is about 2  $\mu$ v for 20 db of quieting, which gives more than adequate pick-up ability. The broad-band feature is only useful for fairly close stations because of man-made and atmospheric static, but in good weather conditions it should still be usable for all but the most distant stations.

The circuit is—aside from the broad-banding—quite conventional. It employs an r.f. stage, a mixer-oscillator, one i.f. stage, a diode detector, and a cathode-follower output stage. The power supply uses a selenium rectifier with RC filtering. Since we actually build every kit that we review, we can truly say that this one is simple and straightforward, and can easily be

built in one evening. Had we started from scratch with all the parts and a schematic, we might have followed a slightly different order in placing some of the wires than is outlined in the kit instructions, this is likely to be the result of one person's opinion instead of another's. Suffice that the unit, when completed, worked perfectly from the beginning, and the alignment of i.f. transformers was correct for optimum performance in both broad and narrow positions.

Few modern test oscillators have a frequency-modulated r.f. output in the AM range, but the old RCA Model 150 test oscillator—now about twenty-five years old—was hauled up out of "archival storage" and put to work on this model. After checking the original alignment of the i.f. transformers—to make sure that they were, as the factory claims, adjusted so that no further alignment would be required by the constructor—the band width in the broad position was observed on a 'scope. As originally set up, the curve indicated a pass band 18 kc wide, (down 6 db) which is adequate for the specification of 8500 cps for the audio spectrum.

In actual listening, this tuner was found to be superior to any conventional superheterodyne not equipped with some means for broadbanding, and on the average broadcast did not seem to be appreciably different from the FM affiliate, with respect to frequency response. On stereo broadcasts, there was a definite improvement in the broad position over the narrow, and the two channels appeared to be identical.

Just to review theory a little, it is a characteristic of two coils that when they are tuned to the same frequency and coupled together to a critical amount, the response curve is single-peaked, with symmetrical sides. When the amount of coupling—either by decreasing the spacing between the coils, or inductively such as by wrapping a few turns of one coil around the other, or by introducing some common capacitance as is done in the Arkay kit—the response curve takes on a double peak, with a spacing depending on the amount of overcoupling. If too great, there is a pronounced dip at the center of the top of the curve; if correct, the curve is practically flat topped. This avoids the sideband cutting that produces the usual response heard from tuners that are too sharp, and results in improved audio quality. D-28

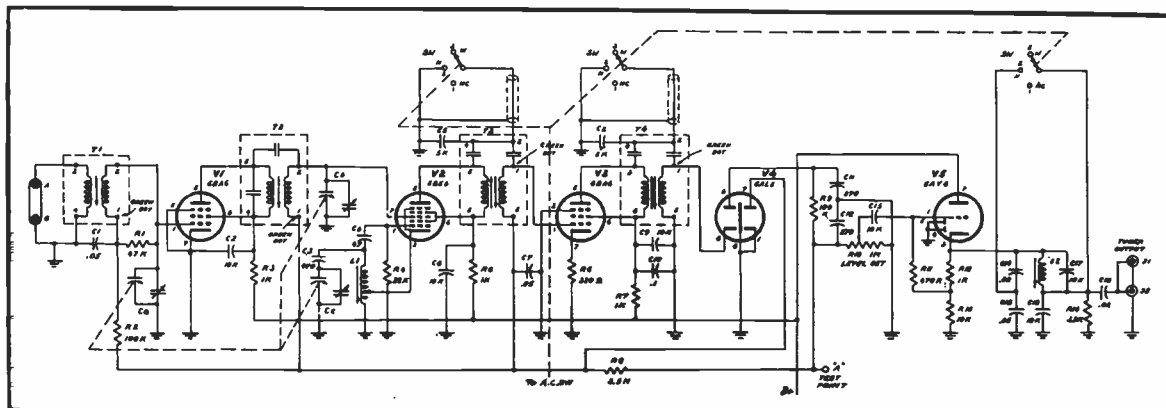


Fig. 5. Schematic of the Arkay AM-5 broadband AM tuner kit. Conventional selenium power supply not shown.

# COMPARE **Pilot** STEREOPHONIC AMPLIFIERS WITH ALL OTHERS!

**PILOT PROVES** you can have highest quality at low cost with a superb 40-watt stereophonic amplifier at \$89.50—and an equally superb, more powerful 70-watt stereophonic amplifier at only \$139.50. How can PILOT do it? It is *more* than PILOT's 40 years of electronics experience...*more* than PILOT's dedication to engineering for uncompromising quality... and *more* than PILOT's painstaking quality control in production. Combine *all of these* with the fact that PILOT builds every component *completely* within its own plant, and you can readily understand how PILOT can offer *true* quality components at the lowest possible prices.

We invite you to examine the specifications of these two, *systems engineered*, basic PILOT stereo amplifiers. And, read in your favorite technical magazines how highly the experts in the field rate them. Think, too, how much quality must be built into PILOT's integrated stereophonic preamplifier-amplifiers, deluxe stereo preamplifier and deluxe stereophonic tuners and tuner-preamps! They, also, are systems engineered—designed at the outset to be used together for matched performance of the highest caliber. Only with PILOT can you get *more quality at every price*.

THE PILOT 232




**THE PILOT 232**, a superb 40-watt stereophonic amplifier, offers the clean response and freedom from hum you would expect from the leader in its price and power class! Its output transformers are of special, high efficiency design with interleaved windings and grain-oriented steel for maximum power response. The 232 is equipped with an 11-pin socket to power the PILOT 210 stereo preamplifier. With the 210 connected, and a record changer plugged into the 5-pin RC power socket, the *entire system* will, at the user's option, turn off *automatically* with the changer. Power Output: 40 watts total; 20 watts per channel on music wave forms (program material). 80 watts peak. 17 watts per channel continuous, undistorted. Frequency response: Flat, 20 to 20,000 cycles. Harmonic distortion: 1% at full output. Hum: 90 db below full power. Output impedances: 8 or 16 ohms. Sensitivity: 1 volt for full power output. Eight tubes including four EL84 power output tubes. Size: 13½" long x 5½" high x 5" deep. Wt. 20 lbs. Supplied with enclosure. **\$89.50**

**THE PILOT 260** has every feature of the 232 plus greater power, lower distortion and, individual bias and balance controls to accurately match output tube characteristics. Power Output: 70 watts total; 35 watts per channel on music wave forms (program material). 140 watts peak. 30 watts per channel continuous undistorted. Frequency response: Flat, 20 to 20,000 cps. Harmonic distortion: ½% at full output. Hum: 90 db below full power. Output impedances: 8 or 16 ohms. Sensitivity: .8 volt for full power output. 9 tubes including four EL34 power output tubes. Enclosure supplied. 15¾" long x 5¾" high x 7¼" deep. 35 lbs. **\$139.50**

WRITE TODAY FOR COMPLETE PILOT COMPONENT CATALOG

## PILOT SYSTEMS-ENGINEERED COMBINATIONS




210 PREAMP, \$89.50



232 AMPLIFIER, \$89.50



216-A PREAMP, \$199.50



232 AMPLIFIER, \$89.50



690-A STEREO TUNER, \$289.50



260 AMPLIFIER, \$139.50

All Prices Slightly Higher in the West.

**Pilot** RADIO CORPORATION • 37-04 36th STREET • LONG ISLAND CITY 1, N. Y.



## EDWARD TAÑNALL CANBY\*

### 1. HI-FI IN STEREO

**Marches from the Operas. (Damnation of Faust, Carmen, Prince Igor, Marriage of Figaro, Meistersinger, etc.)** Virtuoso Symph. of London, Winograd.

Audio Fidelity FCS 50,008 (stereo)

This, rather to my surprise, turned out to be the outstanding disc in the entire Audio Fidelity initial release in the "First Component" series.

You'll pardon me if I suggest that the true First Component in any musical recording is not the record itself, as A-F maintains, but the music. Here is a fine collection of war-horse marches calculated to bore anybody to tears if played in less than superb styling—and, by golly, I found every one of them alive here, full of good playing, rhythmically vital. This record is worth its salt in 100 percent musical terms, against enormously large competition in the catalogues, and as I say, nobody was more surprised than I. The fact that the disc is super-hi-fi as well is, for me, quite secondary, though pleasing.

It's Winograd, the conductor, I presume. He is a relatively young man, still on the way up, master of a splendid series of rather specialized recordings in the classical field for M-G-M. This was surely a big opportunity for him, and he proves here that he is a wider, more versatile conductor than one might have thought from the scope of the M-G-M series as far as I heard it.

It is immediately clear, as we listen, that Winograd has no intention of turning out a mere hi-fi potboiler. The musical marches, after all, are distinguished music from many big minds, their only failing being a too-great familiarity and consequent degradation to the war-horse level. This record snatches them right out again. Highly recommended on all counts.

**Tchaikowsky: Symphony VI ("Pathétique").** Virtuoso Symph. of London, Wallenstein. Audio Fidelity FCS 50,002

Here's the kingpiece of the A-F opening collection and, I'm sorry to say, I find it on the dull side, if very hi in the fi—and speaking purely technically—an unusual *tour de force* of disc cutting, probably of considerable importance in marking out new territory for the disc process.

These records, the new Audio Fidelity First Component Series, are clearly intended as spectacular technological hi-fi rather than significant music. You can tell this merely by looking inside the album folds and noting the proportions of the technical write-up *vs.* musical: the music comes off a poor second in sheer area of black print. Nothing wrong with this—unless you happen to find the music of some significance. If you are mainly interested in the fi, Audio Fidelity is doing you a technical service that is, indeed, a follow-up on the company's initial stereo coup, the famous stereo disc of December, 1957, that set the whole stereo movement under way a year ahead of itself! The only

\* 780 Greenwich St., New York 14, N. Y.

trouble you may encounter here is purely technical: the odds are considerable that you won't be able to play the disc successfully with your present set-up. If this intrigues rather than annoys you, so much the better. And without any doubt, Audio Fidelity is on solid ground if it disclaims responsibility, in case of non-playing. Our equipment *should* be better and probably will be, if it isn't yet. These records look to the future. But they are tough babies to cope with, right now.

Music? Wallenstein is the big catch in the new Audio Fidelity artist stable and the idea of snagging him was good enough. He is an experienced major conductor who hasn't been too busy these last days. He has lots to say and has said it with profound effect, notably in his famous WOR broadcasts of years ago, among the very first "high brow" broadcasts to attain national importance. But unfortunately, Wallenstein is too nice a guy, too accommodating, for this assignment. I can't believe that Audio Fidelity's 100 percent conventional, entirely unimaginative choice of music repertory could have pleased the conductor of the first Bach Cantata broadcasts ever heard in the U.S. The result, here, is the least distinguished "Pathétique" recording ever to hit the market, hi fi or no. It's as though Wallenstein (I'm guessing) had said, "I'll do my best . . . It is, indeed a fine opportunity, but if *only* . . . and the thought went no further.

The music is accommodating, pleasant, without drive and often sounds unrehearsed, with bits of shockingly sloppy playing showing through the generally good ensemble. No fire; the musicians are just going through proper motions. The last movement seems particularly desiccated to me. It really sounds as if W. just doesn't like Tchaikowsky—and old Tchaikowsky is not a man to take half-measures in the playing. . .

Enuf said. I only hope that Audio Fidelity will show in its future classical offerings the sort of enterprising individuality it has been so well known for in its "popular" lines. I loved 'em, but I don't like this.

**Ravel: Bolero. Bizet: Carmen Suite.** Virtuoso Symph. of London, Wallenstein.

Audio Fidelity FCS 50,005 (stereo)

Well, well! To heck with those complicated and indecisive terms that measure stylus compliance—4 times xxx to the minus something-or-other. I've just devised my own compliance measurement, right off this record. It's called the B.F., the Bolero Factor, and is determined ever-so-simply by measuring the number of millimeters from the final inside groove at which your pickup stylus says UNCLE! It'll say it, all right, and loudly.

Most of my stylus—I tried several—gave up the ghost and yelled UNCLE! at around B.F. 30, well over an inch from the end of the side. I defy you to find one stereo set-up in a thousand that will play this Bolero straight in to B.F. 0, the final groove on side 1.

"Carmen" is slightly milder, not having in its musical nature quite the same progressive index of increasing loudness characteristic of the Bolero. Mr. Wallenstein does a straightforward job on the suite, quite indistinguishable from at least two dozen other straightforward jobs I've heard.

**Offenbach: Gaité Parisienne. Khachaturian: Gayne Ballet Suite.** Boston Pops, Fiedler. RCA Victor LSC 2267 RE (stereo)

Same music, same orchestra as RCA's stereo disc of last summer, LSC 1817, and you may wonder why a new version so soon? A number of good reasons. The old "Gaité," taped in stereo around 1955, was a superb two-track job; this one is an even better three-track recording and the difference is clearly noticeable on direct comparison. Nothing wrong at all with the earlier one—not with such a marvelously lilting performance and such brilliant acoustics and fine mike pickup. But the new version, doubtless made in the same spot, has a greater dynamic range, a larger and more realistic hall-sense, and a sharper, clearer cut. Also a more natural spread of the musical instruments.

But maybe the biggest technical advance here is the compression of two sides into one-and-a-half, with no observable loss of quality, allowing room for the "Gayne" suite in addition, where the earlier stereo disc had "Gaité" alone. This in effect, note well, reduces the cost of this stereo music by around 25 percent and if you can hear any sacrifice in the sound quality in the new record, I can't.

In matter such as this, RCA Victor traditionally exercises admirable caution and conservatism. The earlier version was one of the very first stereo discs available and yet it remains an entirely satisfactory job today—even with original recording that is some four years old. The additional running time of the newer disc was added only when quality could be maintained at a high par. I'd suggest these two as permanent demo discs for anyone who is interested in showing off the solid progress of stereo disc during its first commercial year.

P.S. Again—don't underestimate the Boston Pops itself! There is nothing—absolutely nothing—to compare with the Fiedler zest and lightness of touch, the Popsian polish, humor, lift and sheer accuracy of performance, in this sort of music, as played by the Pops orchestra.

**Copland: Billy the Kid; Statements for Orchestra.** London Symphony, Copland. Everest SDBR 3015 (stereo)

Everest has made an impressive beginning with its new catalogue and this is perhaps a good sample of the kind of thinking that dominates the new company at the moment. An easy, "popular" classical piece, "Billy the Kid," (but an important one) is coupled with a less well known work by the same man, an interesting piece, and the whole is set down in records by the composer himself, adding a special appeal that raises this recording up to an even importance with others, such as the excellent recording of "Billy" by Morton Gould for RCA Victor.

"Billy," with its cowboy songs, was one of the earlier of the folksy Copland ballets and it never fails to please. "Statements," a series of short pieces with adjectival titles—Cryptic, Dogmatic, Subjective, etc.—comes from the very beginning of the new and popular Copland, composed in the early Thirt-



ties, even before "El Salon Mexico," the first of the well known works. It has the sparse, steely sound of the late Twenties still, but since we all know Copland's later music so well now, it turns out for our ears to be a lot less than forbidding.

The English performers aren't quite as crisp in this American idiom as Morton Gould's boys, but mostly they do very well indeed. Lovely, straightforward stereo.

**Tchaikowsky: 1812. (Original Scoring). Capriccio Italien. Minneapolis Symphony, Univ. of Minn. Brass Band, Bronze cannon . . . Bells . . . Comment by Deems Taylor. Mercury SR 90054**

I hate to say so, but this repeat labor-of-love by Mercury's entire staff leaves me slightly chillier than cold. Frankly, I think the whole thing is childish, though quite innocuous, to be sure.

I can say this simply because, for all the noble effort that went into the project (including Tchaikowsky's), the stuff just doesn't sound like anything but a potboiler, on records—and never can. Too many things going on at once, at too many dynamic levels, in too many areas of attention-demanding sound. Net result is just plenty of noise and not very impressive noise either, unless you whomp it up to deafening proportions.

The cannon shots, which took such stupendous efforts to record, are just a lot of booms lost in the general confusion. The bells are bells, but the cannon and the music (including the brass band) get in their way. I'd like the bells fine by themselves and the cannon, too. Also the brass band, and the orchestra. Together, they are a sonic mish-mash.

The sudden lowering of the gain, clearly audible, just before the cannon starts to boom (I think that's where it was) merely proves my point. Here you have the biggest darned agglomeration of musical noise producers ever assembled and with a turn of an engineer's wrist you take the whole thing down a couple of dozen pegs (dbs) in order to allow a mere cannon to enter, at no louder level than was already blooming forth beforehand! The cannon, by rights, should knock everything in sight for a loop, but in order to do that you'd have to run the combined bells, orchestra etc. at a whisper, before-hand.

Maybe I'm not being very accurate but my feelings are very accurate. Try it if you wish and see for yourself. You probably have already, if your system is big enough.

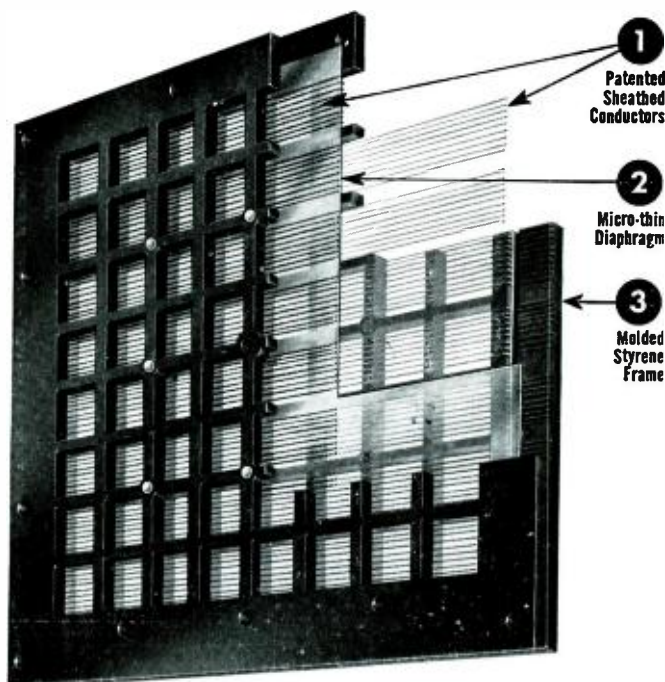
**Jazz in 3/4 Time. Max Roach Quintette. Mercury SR 80002 (stereo)**

**Billy Eckstine, Sarah Vaughan Sing the Best of Berlin. Mercury SR 60002**

Mercury has me on its jazz-pops list for stereo and though I can't review the stuff regularly (see Mr. Robertson's department) I do enjoy listening now and then—and am grateful for the chance to compare jazz-pops stereo technique with classical, the approach being interestingly different.

Eckstine and Vaughan, for instance, are squarely in Channel A and Channel B, each one about ten times life size, each virtually inaudible in the opposite channel. They are in your speakers, inside your room, to all intents and purposes. The effect is obviously a good one and the duet principle in musical terms is enhanced no end by such treatment. It could be used more often, I should think, in opera of the classical sort—given two singers that could properly be heard at close range.

The Max Roach Quintette waltz-time jazz offers a neat and imaginative solution of the recording problem involved when so few instruments play, all on terms of equality including the percussion. The solo parts again are usually taken "in" the right or left speaker or very close behind each, as you listen. The percussion is generally in the middle and back a bit, rounding out an audible half-circle from one speaker around to the other. The skill with which the intervening three-dimensional space is joined up for the ear, tied at each end to the speakers themselves but extending smoothly around and in back between them, indicates Mercury's know-how. This sort of thing, again, could be better done than I've heard it in a



**UNMATCHED MUSICAL CLARITY**  
delicately balanced by 176 "strings"

Each radiating element of JansZen Electrostatic Speakers contains 176 push-pull sheathed conductors. This dual array of "strings" is the most durable and efficient ever patented. Without any chance of electronic breakdown, it provides uniform opposing forces to move the sensitive diaphragm with the same amplitude and in the same phase over its entire area. Like a true piston, the diaphragm behaves as if it had neither stiffness nor mass—in short, as if it were not there at all. This enables the JansZen to precisely recreate the acoustic pressures recorded by the microphone without unnatural coloration.

**Model 65 Electrostatic Mid/High Range Speaker**  
Using two of the JansZen Electrostatic elements with a built-in high-pass filter, this remarkable new speaker combines all of the advantages of the model 130 but with 60° dispersion. Gives absolutely clean response to 30,000 cycles. \$86—\$91.50 depending on finish. Slightly higher in West.

**NEW!**



**Model 130 Electrostatic Mid/High Range Speaker**  
For those who insist on the most gracious sound attainable, only this original JansZen model will suffice. Excellent for multiple woofer systems. Contains four Electrostatic elements individually tested for distortion and matched within 1 db for output. Room-filling 120° dispersion to 30,000 cycles. \$161—\$188 depending on finish. Slightly higher in West.



**JansZen**\*

\*including designs by Arthur A. Janszen  
made exclusively by **NESHAMINY ELECTRONIC CORP.**, Neshaminy, Pa.  
Export Div.: 25 Warren St., New York 7, N. Y. Cable: Simontrice, N. Y.

**TCHAIKOWSKY**  
**SYMPHONY VI**  
(PATHIÉTIQUE) in B Minor-Opus 74

*conducted by Alfred Wallenstein*



FIRST COMPONENT SERIES  
**FCS50,002**

---

**RAVEL BOLERO**  
**BIZET CARMEN**  
SUITE

*conducted by* **ALFRED WALLENSTEIN**



FIRST COMPONENT SERIES  
**FCS50,005**

---

**STRAUSS**  
**WALTZES**

TALES FROM THE VIENNA WOODS;  
EMPEROR WALTZ; WIENERBLUT;  
BLUE DANUBE

*conducted by* **EMANUEL VARDI**



FIRST COMPONENT SERIES  
**FCS50,013**

---

FIRST COMPONENT SERIES

**STEREO**  
TEST RECORD  
**STEREO**



FIRST COMPONENT SERIES  
**FCS50,000**

# THE NEW AUDIO FIDELITY



# FIDELITY

# 1<sup>ST</sup> COMPONENT STEREO SERIES

## STATEMENT OF POLICY

PLEASE READ CAREFULLY

*Axiom: The first and most important component of a High Fidelity Stereophonic phonograph system is the phonograph record.*

It is a little known fact that until now the dynamic range of phonograph records has been restricted by the inadequacies of certain cartridges and pick-up arms. Since this new series was successfully recorded with tremendously increased dynamic range and since Audio Fidelity does not wish to compromise the full potential of this recording project to accommodate inadequate equipment, we announce with great pleasure and infinite satisfaction the new Audio Fidelity First Component Series<sup>®</sup>.

Since Audio Fidelity desires to raise still further the high quality standards of its product and to maintain the Highest Standard of High Fidelity in this industry, we decided to increase the dynamic and frequency range, and level of sound of the records in this new series—and state therefore that we can certify only the highest quality cartridges and arms to track the First Component Series. We do not recommend that you buy these records unless your equipment is of the first rank. If you are in doubt, the Audio Fidelity First Component Stereo Test Record (FCS 50,000) provides a ready means of determining the tracking ability of your high fidelity stereo equipment. The following arms and cartridges have been found by Audio Fidelity to be capable of tracking its First Component Series records:

**ARMS:** Audax-KT-16; Elac; ESL-310S, P-100; Fairchild-282; Garrard-TPA/12; G. E.—TM-2G; Grado; Gray 212; Pickering 196; Rek-O-Kut S-120, S-160; Shure Dynetic, Weathers Stereoramc Pick-up System, arm and cartridge MC-1.

**CARTRIDGES:** Dynaco B & O Stereodyne; Electrovoice Magneramic 21-M; General Electric GC-5, GC-7; CL-7; Grado; Pickering 371; Scott-London 232; matched arm and cartridge; Shure M3D Professional "Dynetic"; Stereotwin (Elac) 200; Weathers Stereoramc Cartridge C-501; Fairchild 232

**FREE: WRITE FOR CLASSICAL BROCHURE & TECHNICAL DATA**

**AUDIO FIDELITY, INC.** 770 Eleventh Ave., New York 19, N.Y.

© AUDIO FIDELITY, INC. 1959 \*REG. APPD FOR



Arthur Winograd — rising young American conductor has appeared widely in the United States and Europe. His first releases on Audio Fidelity stamp him a musical personality of brilliance and authority.

### The Audio Fidelity First Component Series

*A new standard in Musical Performance and Stereophonic High Fidelity Recording*

The Virtuoso Symphony of London is composed of Great Britain's finest musicians especially selected for Audio Fidelity's First Component Series. Hear, for the first time, musical elements heard in the concert hall reproduced in proper balance and spatial relationship. Counter melodies and secondary voices so vital to the musical meaning of the score have now, for the first time, been given their correct auditory perspective. In an auditory sense, Audio Fidelity has put the entire score on records . . . for the first time!

\$6.95 each Stereodisc\*

Listening to play-back, in the Control Room, are Sidney Frey, President of Audio Fidelity, Arthur Winograd, John Mosley and Emanuel Vardi.



**TCHAIKOWSKY**  
**BALLET SUITES**

SWAN LAKE | SLEEPING BEAUTY

conducted by ARTHUR WINOGRAD

AUDIO FIDELITY  
FCS 50010  
**STEREO**  
COMPONENT SERIES

Virtuoso Symphony of London

FIRST COMPONENT SERIES

**FCS50,010**

**OVERTURE!**

BERTHOVEN "EVANGELIST"  
BRAHMS "ACADEMIC FESTIVAL"  
JOHANNES BRAHMS "MARRIAGE OF FIGARO"  
VERDI "LA FORZA DEL DESTINO"  
WAGNER "DIE MEISTERSINGER VON NURNBERG"

conducted by ARTHUR WINOGRAD

AUDIO FIDELITY  
FCS 50012  
**STEREO**  
COMPONENT SERIES

Virtuoso Symphony of London

FIRST COMPONENT SERIES

**FCS50,012**

**MARCHES FROM OPERAS**

Berlioz "DAMNATION OF FAUST"; Bizet "CARMEN";  
Borodin "PRINCE IGOR"; Grieg "WIZARDS MARCH";  
Meyerbeer "THE PROPHET"; Mozart "FIGARO";  
Rimsky-Korsakov "COQ D'OR"; Verdi "AIDA";  
Wagner "MEISTERSINGER"; Wagner "TANNHAUSER"

conducted by Arthur Winograd

AUDIO FIDELITY  
FCS 50008  
**STEREO**  
COMPONENT SERIES

Virtuoso Symphony of London

FIRST COMPONENT SERIES

**FCS50,008**

**RUSSIAN COMPOSER**  
**MASTERPIECES**

Moscowsky; Prokofiev; Shostakovich;  
Tchaikovsky; Rimsky-Korsakov; Russian Easter Overture; Dance of the Balthazars;  
Borodin; Pavlovskian Dances; Prince Igor; "Dance of the Shades"; Dance

conducted by Arthur Winograd

AUDIO FIDELITY  
FCS 50009  
**STEREO**  
COMPONENT SERIES

Virtuoso Symphony of London

FIRST COMPONENT SERIES

**FCS50,009**

# Low-Cost Hi-Fi with the SOUND ECONOMY

of



## STENTORIAN LOUDSPEAKERS

### THE SOUND THAT STANDS ALONE . . .

Now, with W/B Stentorians, you can enjoy high-quality high fidelity at unbelievably low, low cost!

Manufactured in England by world-renowned Whiteley Electrical Radio Company — originators of the first commercial permanent magnet loudspeakers in 1927 — Stentorians provide a beauty and realism that has won the unqualified praise of nearly every leading audio critic and user, both here and abroad.

But hearing is believing! Hear the W/B Stentorians at your very first opportunity and discover for yourself why these distinguished units are the leading low-cost speakers in the world today.

STENTORIAN EXTENDED RANGE SPEAKERS	SPECIAL AUDIOPHILE NET
15" STENTORIAN WOOFER Model HF 1514 Response, 25 — 4,000 cps.; bass resonance, 35 cps.; power rating, 25 watts; 10 lb. Alcomax Magnet System List \$149.50	\$89.50
12" STENTORIAN EXTENDED RANGE LOUDSPEAKER Model HF 1214 Response, 25 — 14,000 cps.; bass resonance, 39 cps.; power rating, 15 watts; 5½ lb. Alcomax Magnet System List \$87.50	\$52.50
Model HF 810 (8") Response, 50 — 12,000 cps.; bass resonance, 65 cps. . . . . List \$18.25	\$10.95
Model HF 610 (6") Response, 60 — 12,000 cps.; bass resonance, 70 cps. . . . . List \$14.95	\$ 8.95
UNIVERSAL IMPEDANCE LOUDSPEAKERS WITH 4, 8 & 16 OHM VOICE COILS Model HF 1012-U (10") Response, 30 — 14,000 cps.; bass resonance, 35 cps.; power rating, 10 watts; 12,000 gauss; 2 lb. Alcomax Magnet System . . . . . List \$31.60	\$18.95
Model HF 1016-U (10") Response, 30-15,000 cps.; bass resonance, 35 cps.; power rating, 15 watts; 16,000 gauss; 3½ lb. Alcomax Magnet System . . . . . List \$61.95	\$36.50
Model 812-U (8") Response, 50 — 12,000 cps.; bass resonance, 65 cps.; power rating, 10 watts; 12,000 gauss; 2 lb. Alcomax Magnet System . . . . . List \$25.00	\$14.95
Model HF 816-U as above but with 16,000 gauss; 3½ lb. Alcomax Magnet System List \$49.95	\$29.50
STENTORIAN TWEETERS Pressure Tweeter Model T-10 Response, 2000-16,000 cps.; power rating, 5 watts; 2½ lb. Alcomax Magnet System . . . . . List \$35.00	\$20.95
3½" Cone Tweeter Model T-359 Response, 3000-17,000 cps.; power rating, 15 watts; 9,000 gauss; 8 oz. Alcomax Magnet System . . . . . List \$25.00	\$14.95

For complete literature on these and many other famous Stentorian loudspeakers and audio accessories, see your dealer or write:

### Barker Sales Company

339 Broad Avenue, Ridgefield, N. J. U.S.A.  
Exclusive Sales Agents for the U.S.A. and South America  
Charter Member: Inst. of High Fidelity Mfrs., Inc.

\*T/M Whiteley Electrical Radio Company

lot of "classical" chamber music, especially of the more modern variety. Or something like Stravinsky's "L'Histoire du Soldat"—for a similar complement of instruments.

These, incidentally, are far from the slightly gushy old-fashioned waltzes that get stuck into dance programs between the dancing jazz numbers. This is semi-progressive jazz, more or less, and the three-beat time isn't supposed to get in the way. I find that it does, a bit. Gets sort of limpy every once in awhile, as though the musicians were itching to get back into a good, solid square time, in fours.

Side 2 is all one waltz ("Valse Hot") chorus after chorus, sort of 18th century tune, done up in modern. The percussion solo—that must be Roach—is quite fabulous, musically and in the stereo.

**Music of Leroy Anderson, Vol. 2. Eastman-Rochester "Pops" Orchestra, Fennell. Mercury SR 90043 (stereo) (See also Vol. 1, SR 90009.)**

There's nothing wrong with the stereo here, though it is somewhat less live than, say, RCA Victor's Boston Pops sound. The music is another story. I was amused and delighted by Leroy Anderson when the Boston Pops first put him forth, complete with musical typewriter, sleighbells, syncopated clock, and so on; I enjoyed him just as much in a later Decca LP with the composer conducting his own orchestra. (It might as well have been the Boston, and perhaps it was, at that.)

But this Anderson is tame, stuffy, pedantic, played with a kind of effete, nose-in-air manner that reeks, to my ear at least, of condescension. I could be wrong—you'd better listen. But even if the musicians actually loved the stuff, their performance has no zip, no taste, no imagination. It is cold, accurate and dead-pan.

What's more, some of the later Anderson items, written presumably after his leap to fame and national distribution, are pretty sad stuff, minus the nice, simple touch of the first pieces and plus a lot of TV-style dressing up. Come to think of it, the record might be best for mood music—but even mood music has to have more punch than this.

## 2. AYRES and MADRIGALS

**Dowland: Lute Songs. Russell Oberlin, counter tenor, Jos. Ladone, lute.**

Exp. Anonymes EA 0034

**English Lute Songs (Dowland, Morley, Campian, Pilkington and others). Alfred Deller, counter tenor, Desmond Dupre, lute, In Nomine Singers.**

Vanguard BG 576

Here are two counter tenors, arch-competitors face to face at least in this column. Oberlin, American, has a lovely instrument, beautifully trained and controlled, ranging from tenor up into the soprano heights. His singing always sounds like Oberlin, no matter what the music—but then, so does Alfred Deller's sound like Deller. Deller is English, has a more personal, less masculine, more flexible and more "eccentric" voice that ranges far up into the soprano area, often is produced without any wobble at all.

Oberlin's oboe-like tone is almost unvarying, his pitch and musicianship good but not distinguished; he sings tempered pitch, piano tuning, so to speak. Deller's sense of pitch is exquisite, his musicianship and understanding of the music of this period seem to me far ahead of Oberlin's, but his highly individual singing can both delight and annoy. Deller is the unpredictable performing genius; Oberlin is the predictable, solidly trained stalwart of the art. Take yr choice.

Both men here employ the alternative lute-and-solo form of the English song, as contrasted to most of the offerings of the Golden Age Singers, who sing in parts. Both forms are entirely correct. (See below)

Oberlin tends, as often, towards a somewhat rigid beating-of-time that makes the free-flowing rhythms of the sixteenth century seem plodding. Not bad here—and his tonal beauty in the simple melodies is extra-

ordinary. Deller personalizes every song, brings out its essence but somehow tends to over-emotionalize them. I prefer him even so, but those not so familiar with the music will probably find Oberlin's more conventional voice production easier to understand.

Assorted variety is afforded by lute solos and by the In Nomine Singers.

**Dowland: Ayres for Four Voices, vols. 2, 3, 4. Golden Age Singers, Julian Bream, lute, Ens. of viols.**

Westminster XWN 18761/62/63

**Madrigals by Tomkins and Morley. Golden Age Singers.**

Westminster XWN 18764

Back in November, I reported on the newly-cut (RIAA) reissue of two records in this Westminster import series, the first volume of Dowland and the madrigals on texts from "Il Pastor Fido" by Marenzio and Monteverdi. Now the company loses a positive flood of Golden Age recording and, if I'm right, these weren't included in the original release. Evidently the market is riper now.

Worth it. The Golden Age group is—or was—in my opinion the best, the most satisfactory madrigal group on modern records. These singers have an unmatched smoothness and precision, they sing musically and with feeling and excellent diction, their tone is unusually steady (in spite of some vibrato) and the blend, for clear harmony, is better than that of any other group I can think of. All of which makes their music more than usually accessible to the ear.

The ayre (air) was in the sixteenth century and early seventeenth simply a song, the same melody usually sung to a number of verses, though in the versatile style of those days the tune itself was set very flexibly, for singing in four parts and/or with instrumental accompaniment. The songs can be done with lute or strings, as solo pieces—or in four parts, alone or with instruments. That is the way you'll find them here, and the somewhat novel combination of lute and "madrigal singer" sound, plus in a few of the songs a quartet of viols, makes for variety where it is much needed. Also, the instruments give this music an exotic and more experimental sound, far more closely related to the music of such as Monteverdi and Schütz than those who know the English madrigals would have imagined possible. Most interesting!

The madrigal recordings of Tomkins and Morley are more in the expected vein—of top quality. Just listen to the incredible tongue-speed of the "falalala" refrains in "My Bonnie Lass She Smiled" and others of the sort! Note, too, the unusually high pitch of the singing, thanks to the very high soprano singers.

Final word—don't expect old Dowland to charm you continuously for two or three hours on a single run-through. These records make an anthology; they are for learning, for repeat playings. The unobtrusive tunes will go in one ear and mostly out the other the first time over. Be patient, though, and ye shall be rewarded—long before that diamond stylus wears out from repeated playings.

**Monteverdi: Madrigals. Golden Age Singers. Westminster XWN 18765**

Whoa—throw this one in, too, and decidedly. Almost lost it among my pile of records. The superb madrigals of the great Italian bring out an unexpected richness and warmth in these British singers, and it is surely the essence of the music itself. My only reservation is that the Italian diction is not as sharp and articulate as it conceivably might be—but, after all, you can't have everything in a package. The blend of sound, the phrasing and harmony here, are just lovely and no less. Barring almost no other recording—possibly the very different French recordings by Nadia Boulanger—these are the best Monteverdi jobs I have yet heard. See catalogue for contents.

The recording of the entire series is clean but somewhat on the dead side. None of the fancy big-echo stuff that enhances the "fl" of other madrigal recordings, sometimes at the expense of musical propriety.

**Gesualdo, Monteverdi: Madrigals. Randolph Singers. Westminster XWN 18652**

Nothing loth, here Westminster continues another series that competes, I suppose, with its own Golden Age releases.

It isn't easy to pin down the difference between the two, since outwardly both sets will at first sound much alike to the unpracticed ear, in general voice quality and blend. But the Randolphs, as I hear it, do more singing for less musical effect. There is more vibrato, more "technique," less ensemble even though the whole is strictly professional in execution.

I couldn't prove it but where the Golden Age people sing pure intonation, I can't help feeling that the Randolphs are singing tempered pitch or equivalent. This amounts, in the hearing, to a correct, but colorless harmonic sound, all chords of the same impact, minus the marvelous shadings of contrast that ought to be there. In addition, the Randolphs sing with good but rather mouth-filling diction, the vowel sounds unclear and too much alike. Ah yes—that's our unfortunate American heritage and the toughest problem of all for every American singer.

**Madrigals of Thomas Morley. Deller Consort. Vanguard BGC 5002 (stereo); BG 577 (mono)**

**Madrigals of John Wilbye. Deller Consort. Vanguard BGS 5003 (stereo); BG 578 (mono)**

These are two in another series, available in stereo or mono format. Firstly—if you want the darndest set of stereo test records ever launched, get the stereo versions of these! They are guaranteed to confound your pickup into a tallspln, every so often, no matter how good it is. But if you want the music minus technical distractions, better stick to the mono form.

The cause of the above is mainly to be found in two very vocal, voluble, high-strung, nervous soprano singers, who in their moments of excitement produce such charges of high-powered difference-sound that no playing stylus I've tried can keep up with them! Whether the grooves themselves are undistorted I could not say—I rather suspect that they are OK and could be so proved, via microscopic examination if in no other way.

Musically speaking, the Deller Consort has decidedly mixed values. I am not overly enthusiastic about it though I admire its musicality and serious intent. First, the ensemble is uneven, with Deller's pure, unwavering voice placed in and among a collection of varied wobbles that defy blending no matter how musical the intent. Better a fine musicianship than an outward perfection, of course, but still... The chief offenders, again, are the two sopranos who in every rapid or exciting passage are so wildly uneven in tone production that ensemble and pitch suffer confusion. The emotional expression is beyond reproach and I admire both ladies. But I don't enjoy the sound.

On the other hand, in the slow, smooth, sustained sort of music the Deller group is superb. Then, the ladies are able to produce a continuous and lovely tone with an unusually good feeling for long phrases and expressive harmony. Nothing wrong with anybody's ears in this group.

Therefore, to get to the music itself, I highly recommend the Wilbye record, since Wilbye's finest music is in the slow, expressive vein of the ultra-serious madrigal. He is out of this world in example after example on this disc. The serious music of Morley is less important and tends towards a relatively academic expression; his finest is in the light, effervescent "ballet"—the music with the falala refrains. The Dellers are physically not so good in this though, again, the spirit is wonderful and the musicianship excellent.

**3. VARIETY**

**Easter at Grailville. (Woman's Chorus, unaccompanied.) Period SPL 746**

This might seem to have a specialized or even a forbidding look to it according to the

(Continued on page 74)



YOU  
ARE LOOKING  
AT A  
**Modern  
Dutch  
Masterpiece**

Model EL 3516/G53



The  
STEREO  
version of the  
**Norelco 'Continental'**  
TAPE RECORDER  
Developed & Guild-Crafted  
by  
Philips  
of the  
Netherlands

We feel that the Stereo version of the Norelco 'Continental' is the ideal tape recorder for those recordists, high fidelity enthusiasts and music lovers who seek a professional quality machine at a truly modest price. The data listed here, represent painstaking, conservative and substantiated laboratory measurements. If you find that these data satisfy your technical requirements, and reflect those qualities that you consider mandatory in your stereo equipment, by all means listen to the Stereo version of the Norelco 'Continental' at your favorite HI-FI center or Camera store. There, we feel sure, you will agree that the Stereo 'Continental' is, indeed, a modern masterpiece . . .

- Three Tape Speeds—7½, 3¾, and 1½
  - Tracks—Dual ♦ Heads—Stacked
  - Head-Gap—0.0002 inches
  - Frequency Response—
    - at 7½ ips: 50 to 16,000 cps
    - at 3¾ ips: 60 to 10,000 cps
    - at 1½ ips: 60 to 5,000 cps
  - Wow and Flutter—0.15% at 7½ ips, 0.2% at 3¾ ips, 0.35% at 1½ ips
  - Volume Indicator—Magic Eye (Type EM-84)
  - Loudspeaker—Integrated, heavy magnet, wide range
  - Controls—Piano-key pushbutton console
  - Fast Forward and Reverse—Less than 2 minutes for 1200 ft. of tape
  - Automatic Stop—At ends of reel (with metalized strips)
  - Program Indicator—Built-in, adjustable
  - Inputs—(1) radio/phone; (1) microphone (with mixing facilities)
  - Outputs—(1) for external speaker; (2) for external amplifiers with controls; (1) for external amplifier without controls; (1) for headphone monitoring recording circuit
  - Microphone—High-Impedance Dynamic
  - Tubes—EF-86 (2), ECC83 (2), ECL82 (1), EZ90 (1), EM84 (1)
  - Line Voltage—117 volts AC 60 cycles
  - Power Consumption—80 watts
  - Size—15¾" x 13" x 8" ♦ Weight—32 lbs.
  - Case—Rugged, European-designed portable carrying case (internally designed for optimum acoustic baffling)
- A matching companion piece, identical in appearance, containing a matched amplifier and speaker, is available for all who seek the convenience of a complete portable stereo-tape playback system.



For further descriptive literature write to:  
NORTH AMERICAN PHILIPS CO., INC.  
High Fidelity Products Division, Dept. 6A4  
230 Duffy Avenue, Hicksville, L. I., N. Y.





CHARLES A. ROBERTSON\*

### STEREOPHONIC

- Buddy Tate: Swinging Like Tatal**  
Felsted FAJ7004
- Buster Bailey: All About Memphis**  
Felsted FAJ7003
- Earl's Backroom and Cozy's Caravan**  
Felsted FAJ7002

A subsidiary of English Decca dispensing music in the popular vein, Felsted enters the American jazz LP market with these three releases, the first of a promising new series. Recorded in this country last year and already issued in England, they return here by a reverse flow of the usual channels of distribution. They are designed to satisfy the desire of British fans to hear more mainstream jazz, a longing only partly assuaged before through the import of recordings supervised by John Hammond for Vanguard, or by George Avakian in his various capacities.

Generally regarded as applying to the middle-period in jazz history which links traditional and modern styles, the term mainstream jazz was coined by Stanley Dance, one of its leading protagonists and the most experienced critic in England. An enduring ambition to record some of his favorite musicians was realized when a commission to produce the series allowed him to journey to New York, where his presence enabled him to uncover several newcomers. Their support of established leaders shows that this music is still very much alive in forming the voices of a younger generation, is continuing to grow and not remaining static.

By personal preference and in his writing, Dance is partial to the elder statesmen and has helped create the impression, no matter what his intentions, that mainstream reached full-flood in the 30's and has since receded. His present definition, printed on each liner, makes no mention of any time span, calling it 'jazz of a central kind, a music not inhibited by any particular instrumental combination, but emphasizing the twin virtues of communicable emotional expression and swing.'

A statement of considerable scope, in all, and one which makes room for those modernists who are stopping more frequently along the stream to build a warming fire on its banks. When Thelonious Monk finds himself sounding like James P. Johnson, or Miles Davis pays his respects to Louis Armstrong, and Julia Advertiser returns to Alabama field songs, the current is flowing strong. A few more trips across the Atlantic may help Dance to be more receptive of modern-mainstreamers, whose references to roots and soul are what he has been talking about all this time. His critical encouragement of latter-day efforts in the idiom might do much to draw attention to his own productions and the work of players he feels are being neglected.

One of the places visited by Dance was Harlem's Celebrity Club to hear what he has since cited as the best regular small group encountered in his travels. Led by Buddy Tate, who held a chair with Count Basie longer than any other tenor saxist. It has a large and interesting library of originals, many of them worthy of preservation on records. It plays the three

selected for this date with relaxed strength and approaches the blues with the directness of long familiarity, particularly on *Walk That Walk*, distinguished by Skip Hall's rolling piano and Ben Richardson's fluid clarinet. On the remaining three numbers, Tate recalls his ten eventful years in the Basie band by acting as host to four alumni. Buck Clayton, Dicky Wells, Earl Warren, and Jo Jones all perform in consistently excellent fashion, and Lord Westbrook provides a fine rhythm guitar. This portion has the air of a jam session, but Tate's own octet is generally more cohesive. In a day when most tenor men are striving for the unexpected, his playing is almost a novelty, being curiously unadorned and free of frills. His phrasing is always right and young aspirants would do well to listen to him rather than try to imitate more eccentric stylists.

Buster Bailey grew up in Memphis and became a member of W. C. Handy's band at an early age. He remembers taking part in the first performance of *Memphis Blues*, in a schoolyard near his home. With the aid of a septet and arranger Dick Vance, he conjures up early memories of a marching band on *Sunday Parade*, and a vivid picture of a part of town known as *Bear Wallow*. A rhythmic salute is given to the Indian tribe whose tents once occupied *Kichasaw Bluff*, and *Hot Water Bayou* is a return to the old swimming hole. Bailey's *Hatton Avenue* and *Gayoso Street* is an intersection pleasantly close to *Beale Street*, which he revisits as soloist with rhythm section. He recalls it at a faster tempo than usual and then plays a slow, lingering *Memphis Blues*. Herman Autrey, Vic Dickenson and Hilton Jefferson are paced by another favorite son, in drummer Jimmy Crawford, who left Memphis with Lunceford. The late but welcome debut of Bailey as a writer and his fluent solos make this his crowning achievement on records.

The Earl Hines Quartet and the Cozy Cole Septet divide one disc, permitting the leaders to provide a seminar in their respective specialties. The presence of Curtis Lowe, formerly a member of Lionel Hampton's sax section, on baritone and tenor allows Hines to display his exceptional talent as an accompanist. The pianist appears with Charles Oden, bass, and Earl Watkins, drums, the rhythm section of his current group at San Francisco's Club Hangover. His dazzling solo flights on three blues—played in medium, fast, and slow tempos—are superb and restate his claim as the greatest of jazz pianists.

Cozy Cole makes a long and intricate drum solo of *Caravan*, and Lou Jones, one of the newcomers, takes a melodic trumpet passage on *Margie*. Trombonist Phatz Morris provides a blues original, switching to harmonica for a chorus in the style of Sonny Terry and allowing room for a robust vocal from guitarist Dick Thompson. Others introduced are Boe McCain, tenor sax, and Pete Compo, bass, while brother June Cole is pianist. This is the only item not available in stereo, possibly because the Hines section was recorded in San Francisco under the auspices of Yannick Bruynoghe, the Belgian jazz writer. The tapes were sent to England for processing and received all the care lavished on products of the London label. If the rest of the series measures

up to the standard set so far, Stanley Dance should be booking passage soon with another commission in his pocket.

### Shelly Manne & His Men Play "Peter Gunn" Stereo S7025

Contemporary and Good Time Jazz Records operate under one roof and their combined stereo output is being channeled into one outlet on the Stereo label. Work on assembling a stereo catalogue started last Spring, but not until the rush began for this popular television score were both versions issued simultaneously. Shelly Manne and Vic Feldman joined the band used on the show last November and are competing here with their employer's release of the sound track. Henry Mancini gave his blessing, however, as their announced intention is toward an improvised and spontaneous reading. It is attained through one of Contemporary's famed all-night sessions, this one lasting twelve hours, and is somewhat of a tribute to the viability of the composer's themes.

The most relaxed and intimate sounding of the various recordings, it features Feldman on both vibes and a ripe-toned marimba. Herb Geller, a new member of Manne's crew, plays alto sax, and Conte Candoli is on trumpet. Russ Freeman, piano, and Monte Budwig, bass, join the leader in the rhythm section. With Ray Anthony's big band exploiting the larger aspects on a best-selling single, Mancini may yet convert a younger generation to jazz, just as his hero is weaning it from blue suede shoes to Brooks Brothers suits. Roy DuNann and Howard Holzer, of the engineering staff, were in close proximity to the Westrex stereo cutterhead during its development and shake-down cruises. The vibraharp affords an excellent example of their mastering procedures, and you are likely to forget all about directionality when you hear that marimba.

### Bob Brookmeyer: Kansas City Revisited United Artists UAS5008

What it was like to be a youngster growing up in the Kansas of the late 30's and early 40's is lightly sketched on the liner by Bob Brookmeyer, along with his reasons for not wanting to revisit his hometown as it is now. Remembering a more invigorating time, he sets about recreating it with determination and considerable zest. The tunes are in the Basie tradition, and Big Miller is there to shout a resonant blues and sing *Travelin' Light*.

In lieu of a trumpet player, Brookmeyer delivers the requisite obligatos on trombone and has additional solo space. Jim Hall runs into trouble, however, when he essays a trumpet voicing on guitar and overloads his amplifier. The theory seems to be that unison passages of two tenor saxophones, played by Al Cohn and Paul Quinichette, are more essential than a trumpet and it works out that way in stereo. Both have interesting solos, with Quinichette better acclimated to the idiom, and no boxscore is needed to tell them apart. Nat Pierce, Addison Farmer, and Osie Johnson complete the rhythm section, but the date belongs to Brookmeyer and his reminiscences. May he supply another chapter soon.

### Jonah Jones: Jumpin' With Jonah Capitol ST1039


### Red Nichols: Parade Of The Pennies Capitol ST1051

### Jackie Davis: Most Happy Hammond Capitol ST1046


At the turn of the new year, production facilities at Capitol moved into high gear and a total of sixteen popular items, plus two from "Capitol of the World," entered the expanding stereo catalogue. The promise of double this number in the next release can only mean that this company finds the response to the new medium gratifying, and anticipates a growing market. Already firmly established, its leadership in the popular field is likely to become even greater due to the variety and scope of the conversion program.

Up until now, the emphasis was entirely on the larger and dramatic aspects of the stereo stage. Material was drawn from its stable of bands, choral groups, original-cast musicals

\* 732 The Parkway, Mamaroneck, N. Y.




AFLP 1879



AFLP 1850  
AFSD 5850



AFLP 1848  
AFSD 5848



AFLP 1884  
AFSD 5884



AFLP 1887  
AFSD 5887

the finest  
in recorded  
sound . . .





# AUDIO FIDELITY RECORDS

... achieved through the use of new microphone techniques, engineering techniques, and emphasis on quality recording to maintain maximum definition and minimum distortion, maximum level and dynamic range resulting in unsurpassed recorded sound.

Write for FREE Catalogs  
Audio Fidelity, Inc.  
770 Eleventh Avenue  
New York 19, New York

SUGGESTED RETAIL PRICE —  
\$6.95 EACH 12 INCH STEREO DISC®  
\$5.95 EACH 12 INCH LONG PLAY  
AFSD 5000 SERIES  
DENOTES STEREO DISC® ALBUMS  
REG. APP. FOR




AFLP 1892  
AFSD 5892



AFLP 1897  
AFSD 5897



AFLP 1878  
AFSD 5878



AFLP 1868  
AFSD 5868



AFLP 1869  
AFSD 5869

AFSD 5890

# DYNACO B & O

## STEREODYNE PHONO PICK UP

This new, unique pickup is made in Denmark by Bang and Olufsen. It features a push pull magnetic principle (patent pending) which permits realization of the full potentialities of the most modern recording techniques. The special attributes which make the Stereodyne an outstanding stereo pickup make it equally exceptional for monophonic discs. On any type of record the Stereodyne offers smooth and natural sound—firm clean bass and sparkling treble—while its light tracking pressure insures negligible record wear.



### BEST in every way . . .

- **Wide frequency response**  
Smooth peak free response from 30 cps to over 15 Kc.
- **True Stereo**  
Highest channel separation over entire audio spectrum—better than 22 db.
- **Precision balance**  
Both channels identical  
Same high compliance (5 x 10<sup>-4</sup> cm/dyne) in all directions
- **No hum pickup**  
Balanced coil structure plus low impedance plus complete shielding eliminate hum from external fields
- **High output**  
7 millivolts per channel even on low level stereo discs provides gain to spare
- **No magnetic pull**  
Special magnetic circuit eliminates attraction to steel turntables
- **Easy installation**  
Compact size and standard mounting centers simplifies mounting. 4 terminals to avoid hum loops.
- **Low price**  
Only \$29.95 net including .7 mil diamond stylus (replaceable in 2 seconds)

Available from leading high fidelity dealers everywhere

### DYNACO INC.

617 N. 41st St., Phila., Pa.  
Export Division: 25 Warren St., New York, N. Y.

and sound tracks. They continue to be most prominent on the current list, but several smaller units make their first appearance and demonstrate that the ears of the engineering staff are also attuned to the more intimate stereo picture.

Jonah Jones seems unable to keep any of his offerings off the best-seller charts and his muted trumpet, when centered between two speakers, sounds sprightly and bold. It grows nobly on *The Blues Don't Care*, and swings in vigorous and straightforward fashion throughout. As guest at the session, Hank Jones is benefited most and the clear definition given his piano accompaniments makes them as interesting as his solos.

Red Nichols, still going strong after more than thirty-five years in the business, is awaiting the film of his life story. The first to use a bass-sax lead, he is able to hear how his early innovations sound in stereo and collaborates with Heine Beau on a new theme for Joe Rushton, appropriately called *Bass Face Joe*. After he featured Eddie Lang, the downfall of the banjo was imminent, so Allan Reuss sits in on guitar. He introduced the mellophone to the jazz band and Jackie Coon is there to play it. Vic Berton added tympani and bells, and Adrian Rollini the vibraphone—all three now handled by Ralph Inzell. And the Nichols cornet pays tribute to his friend Bix Biederbecke on *Davenport Blues*. You may see it all happen in the movies and want to make comparisons with the sound track.

Jackie Davis, one of the swiftest and most melodic of jazz organists, plays a dozen top tunes from as many musical comedies. In taking his Hammond to Broadway, he is joined as the occasion demands by Kenny Burrell or Mundell Lowe on guitar, Eddie Costa, vibes, and drummer Burtell Knox. They blend pleasantly with the organ and an exemplary balance is maintained between the instruments, with more bass in evidence than last season.

"Oklahoma!" in the movie sound track version, heads the list of larger productions. Richard Jones conducts the strings of the Pittsburgh Symphony in "Stringtime." Meredith Willson's "The Music Man" is sung by Fred Waring's Pennsylvanians.

Harry James, Stan Kenton, and Ray Anthony represent the cause of the big bands. George Shearing, Jackie Gleason, Don Baker, and Freddy Martin provide material for the mood music contingent. And from the corps of vocalists are albums by Nat "King" Cole Dakota Staton and June Christy.

"Jet Flight" (Capitol ST10190), an atmospheric world tour on a Boeing 707, was recorded in London by Norrie Paramour. He also leads his ample orchestra on the other item from the international section, a gorgeous arrangement of tunes from "My Fair Lady" (Capitol ST10100).

### Ted Heath: Swings In High Stereo

London PS140

London's Kingsway Hall is the scene of this session and an enthusiastic audience voices appreciation after each of eleven tunes. One of the more swinging Ted Heath concerts. It finds him spotlighting his sidemen at length and introduces a new member of the band. Stan Tracey debuts as vibraphonist, soloing on *Love Me or Leave Me*, and a beautifully conceived *Over The Rainbow*. Bassist Johnny Hawkworth and drummer Ronnie Verrell engage in an informed dialogue on *Big Ben*. Ronnie Chamberlain adds the distinctive sound of the soprano sax on *My Funny Valentine*. Trombonist Keith Christie brightens the tempo for *I Like To Recognize The Tune*. And Henry McKenzie's agile clarinet weaves blithely through *Wrap Your Troubles In Dreams*. There are fresh arrangements of Ellington's *C Jam Blues* and *Sophisticated Lady*.

The recording meets the high standards set in previous ventures at the auditorium.

### The Mastersounds: Kismet

World Pacific Stereo 1010

### The Mastersounds: Flower Drum Song

World Pacific Stereo 1012

On the heels of a successful jazz interpretation of "The King and I," The Mastersounds apply varicolored tints to the music from two

other hit shows. Oriental sounds and patterns are implicit in each score and the quartet, at this stage of the game, is quite expert at conveying these effects. Combined with the rhythms of jazz, they result in a pleasant blend, unlike that achieved by any other group.

"Kismet" finds a quintet at work as Wes Montgomery, on guitar, joins his brothers Buddy (vibes), and Monk (Fender electric bass), along with Richie Crabtree (piano), and drummer Benny Barth. He helps impart the necessary zest to *Stranger In Paradise*, *Fate*, and *Baubles, Bangles, and Beads*, tunes readily adaptable to jazz and the ones from the show most often heard in the idiom. What sets the unit apart is the ability to handle the more obscure pieces, and the readings are always palatable, if not the most righteous jazz. Offered in evidence are *Olive Tree* and *Not Since Nineveh*. The recording originates in the Forum Theater, Los Angeles, and is beautifully balanced in stereo.

"Flower Drum Song," as is the case with many musicals today, emerges in a new setting before most people have absorbed the original version. It is said that Rodgers and Hammerstein, impressed by the treatment given "The King and I," forwarded a copy of the score before the Broadway opening. Even so, there was only a week to rehearse and prepare the arrangements. Operating as a quartet this time, the group concentrates on the songs best suited to jazz and provides an inclusive overture. Buddy Montgomery adds *The Flower*, a composition designed to fit the general feeling of the show. Nat Hentoff supervised the date at RCA Victor studios and the stereo separation is just right for most living rooms.

"New Bottle Old Wine" (World Pacific Stereo 1011), a wedding of Gil Evans arrangements and the alto sax of Julian Adderly, met with critical acceptance. The subdued textures of the orchestra are more brilliantly communicated in stereo.

"Something For Both Ears" (World Pacific Stereo HFS2) is a demonstration sampler at a bargain price. Ten numbers are played by The Mastersounds and groups headed by Johnny Mandel, Charlie Mariano, Jerry Dodgion, Bud Shank, Chico Hamilton, Gil Evans, and Gerry Mulligan. The demonstration track consists of sounds in the studio before recording begins on a stereo date.

### Jo Basile: Accordeon di Romo, Vol. Two Audio Fidelity AFSD 5871

The volume number is deceptive as this is the seventh album to feature Jo Basile on this label. He accompanies a vocalist on three occasions, having mastered the art in support of Patachou, but this time is free of encumbrance and romantic sentiments flow unimpeded. Those who have met him on previous tours know he is equally at home in France and Italy. He ably varies the dozen tunes by mixing lesser known items with such familiar melodies as *Toselli's Serenade*, *Ciribiribin*, *Carnival of Venice*, and *O Marie*. The accordeon is carefully centered among vibrant strings in stereo.

### A Night At The Tropicoro Cook 21875D

The Hotel El San Juan Intercontinental is part of a large chain which blankets Central and South America and the show at its Tropicoro is a typical tourist attraction. Lita Pena's Orquesta Panamericana is composed of native Puerto Ricans, but is commercial enough to play at a club in any quarter of the world. The musicians seem to be intent listeners to bands from the States and mix what they hear with local rhythms. The real life sound of singing tree-toads, on a merengue dedicated to their breed, may appease the persons who expect Emory Cook to uncover something unusual on his trips. For Latin American music equally good and authentic, this expedition needed to go no further than Broadway, which seems to be the ultimate aim of the band. Of course, Cook enterprises now extend to Puerto Rico, but the moral seems to be not to mix business with pleasure.

Mastering was accomplished by means of the new Cook vector stereo cutter and claims for a full bass range seem justified. There is not much it can do to improve the sound of a guitarist who evidently learned his instru-





AFLP 1877 AFSD 5877



AFLP 1882 AFSD 5882




AFLP 1873 AFSD 5873



AFLP 1871 AFSD 5871



AFLP 1895 AFSD 5895



AFLP 1891 AFSD 5891



AFLP 1883 AFSD 5883



AFLP 1893 AFSD 5893

Sound entertainment! . . .

sophisticated fare to the cool vein to the dreamy mood — music recorded in unsurpassed high fidelity and stereophonic sound and brought to you on . . .

# AUDIO FIDELITY RECORDS

*the highest standard in high fidelity*

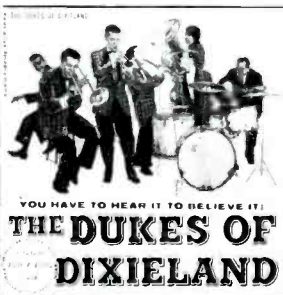
Write for FREE Catalogs  
 770 Eleventh Avenue • Dept. 9AA • New York 19, New York  
 SUGGESTED RETAIL PRICE — \$6.95 EACH 12 INCH STEREO DISC\* — \$5.95 EACH 12 INCH LONG PLAY  
 AFSD 5000 SERIES DENOTES STEREO DISC\* ALBUMS

REG. APP. FOR


## NOW AVAILABLE IN STEREOPHONIC SOUND!!




AFLP 1836 AFSD 5836



AFLP 1823 AFSD 5823



AFLP 1840 AFSD 5840



AFLP 1801 AFSD 5801

ment by studying old Les Paul records, however, and it would be unfair to judge the overall results on this basis.

### Coney Island In Stereo

Riverside RLP1114

The many attractions of the world's largest amusement park are visited and much of their fun and excitement conveyed on this stereo outing, along with quite a bit of uproar from a happy throng. The fun house, side show, freaks, and shooting gallery are part of the tour, plus rides on miniature cars and the Thunderbolt. With microphones placed near the contest of "test your strength" is turned on its side, making it easier to hit the bell. There is the big carousel at Steeplechase Park, a smaller one at an enclosed merry-go-round, and two calliopes, all with varying degrees of inherent distortion. But this never bothers anyone on the Boardwalk, where Nathan's is always handy to replenish the hungry and weary. The enticement of hot dogs sizzling on the griddle and the sound of the cash register may cause listeners to reach for their wallets. Next time, why not stay for the fireworks?

### Lenny Herman: Music In Motion

Janus FST2004

Trust a hotel manager to know a bargain, and most of them are happy to buy a society band which comes all wrapped up at the price of five musicians. Under the trademark of the mightiest little band in the land, Lenny Herman offers just such a value and works as hard as any of his men by doubling on vibes and accordian. Alan Shurr plays clarinet and an assortment of saxes; Earl Comfort, violin and bass; Charles Shaw, piano and organ; and the drummer is Stan Scott. How the arrangements achieve the unique blend of sound is clearly defined in stereo, and it makes for fascinating listening a few times around. After that, the tempos are always good for dancing and the seventeen tunes include *Skip To My Lou*, *La Cinquintaine*, and *Miss You*. Olusted Sound cut the masters, and in the

dimensions of stereo the quintet is more than a match for any society band on one-channel.

### MONOPHONIC

Les Baxter: African Jazz Capital T1117

Always on the prowl for exotic sounds, Les Baxter ventures deep into Africa in search of primitive rhythms and the chants of native rites. Also making the trip are jazzmen Larry Bunker, Mill Bernhart, and Plas Johnson. As several of the compositions are designed to show the entry of the twentieth century into the dark continent, the perils of the safari are less hazardous than the Hollywood Freeway. They ride to the jumping-off place on *Congo Train*, and even locate a nightclub on *Mombasa After Midnight*. Johnson's tenor sax wails with uncanny realism on *Elephant Trail*, as Bernhart assists on some highly untraditional trombone passages. Bunker plays vibes, xylophone, and marimba on a visit to a *Cairo Bazaar*, and adds to the pulsing heat of *Balinese Bongos*.

Baxter employs a number of percussion instruments in his impressionistic sketches and distributes effects for the high fidelity enthusiast with a lavish hand. His jungle downpour is intense and includes echoing thunder. The native rhythms of *Walkin' Watusi* are adventurous and colorful. Of the several spectacular albums released under his name, this is the most unusual and absorbing.

### Benny Carter: Jazz Giant

Contemporary C3555

When so many minor jazz figures are recording weekly, if not more often, the appearance of Benny Carter in any capacity is somewhat of an event and an album under his name is a prize worth coveting. Since departing the band business, he has resided in Los Angeles, where his work as conductor, arranger and writer keeps him busy in films and other media. His few LP's, for some strange reason known only to the producer, give a partial picture of the artist, stressing the elegance and urbanity of his playing.

This time he enjoys the same carefree small-group setting he experienced in the 30's, before the cares of fronting a band weighed him down. Ben Webster falls heir to the tenor-sax position once taken by Coleman Hawkins and becomes a partner on equally valid terms in inspired choruses on *Blue Lou*, and *Old Fashioned Love*. In addition to alto sax, Carter plays trumpet on *I'm Coming Virginia*, and *How Can You Lose*, a composition of his own with earthy trombone comments from Frank Rosolino. Bassist Leroy Vinnegar introduces Carter's *A Walkin' Thing*. Shelly Manne and Andre Previn complete the rhythm section which accompanies the lone sax soliloquies on *Ain't She Sweet* and *Blues My Naughtie Succette Gives To Me*.

### The Playboy Jazz All Stars, Vol. Two

Barney Kessel: The Poll Winners Ride Again Contemporary C3556

A few thousand more voters indicated their favorites in the 1958 Playboy Jazz Poll than in 1957, but there is little change among the winners and the second album is much like the first. Because it is the largest of the polls, many choices are based on past performances to begin with and the shifts in position which signal the trend of public taste are apt to occur slowly. The only significant change in the 1959 results, announced in February, is the rise of Miles Davis, so the third volume probably will be cast along similar lines. Harry James may wait two years to see his comeback of last year, both as a band leader and player, reflected in either category. Playboy has found a successful formula, nevertheless, and is likely to stick with it as long as returns come in.

Twenty-two musicians and singers are allotted tracks of their own on the two discs, suitably enclosed in a lavish album with notes by Leonard Feather, and several reappear in support of other stars. Small groups fare well, but the default of Stan Kenton leaves big bands poorly represented. Large studio groups are headed by Benny Goodman and Shorty Rogers, who uses several Kenton sidemen, and

# INTEGRITY IN MUSIC...

**ASR-444 dual-channel stereo amplifier**

POWER OUTPUT: SC Rating\*—  
60 watts (Two 30-watt channels).

FREQUENCY RESPONSE: 20-20,000 cycles  $\pm$  .9 db.

HARMONIC DISTORTION: Less than .7% at 30 watts each channel.

IM DISTORTION: Less than 1% program level (60 and 7,000 cps at 4:1 ratio).

NOISE LEVEL: 70 db down (Aux.).

neither has the permanence of a contribution from Ellington or Basie. RCA Victor pressed the album and Columbia is distributing it. Other cooperating companies are Frank Sinatra's Essex Productions, Benny Goodman's Park label, Fantasy, Verve, World Pacific, and Audio Fidelity.

Contemporary produced last year's edition and its perennial poll winners again take part, each more than once. Barney Kessel, Shelly Manne, and Ray Brown consistently win all national polls in this country and are united for a second time on a session commemorating that feat. Kessel contributes three swinging originals and amusing guitar passages on Domenico Modugno's *Volare*. Brown's *Custard Puff* gives him an opening for a brilliant bass solo. Manne's choice of tempos justifies his drummer rating on *Surrey With The Fringe On Top*, and *The Merry-Go-Round Brake Down*. Each comments on his task with insight on the liner. The performances are of the highest order and excellently recorded.

#### Nat "King" Cole: Welcome To The Club Capital W1120

The velvety voice of Nat Cole is unruffled, if slightly less languorous, in welcoming the surging challenge of a band under the direction of Dave Cavanaugh. A quick perusal of the roster reveals that all the men Count Basie took on his West Coast trip last summer are present. Contractual obligations relegate the leader to the sidelines and his place at the piano is ably filled by Gerald Wiggins. The rest of the party is in fine form and ready to meet the singer on his home grounds, especially Sonny Payne who delivers an infectious beat. He quickly grasps Cole's buoyant conception of *Baby, Won't You Please Come Home*, and his drum solo prepares the way for a tricky stop time vocal on *Atonal*.

No more complete picture of the many facets of Cole as a singer is contained on one LP. Cavanaugh's arrangements are fashioned to show him in all capacities, on ballads, blues and straight rhythm tunes. There is a ravishing *Mood Indigo*, a rollicking *Wee Baby*

*Blues*, and a relaxed *Anytime, Anyday, Anywhere*. In all likelihood, a stereo release can be anticipated.

#### Beverly Kelly Sings Audio Fidelity AFLP1874 Kitty White: Sweet Talk Roulette R52020

The Pat Moran Trio provides top notch backing for the voice of Beverly Kelly, a singer capable of toying in modern girl-meets-horn style with *Lover Come Back To Me*, or imparting a fine swinging beat to *I Get a Kick Out of You*. Like most of her contemporaries, she has certain mannerisms that wear thin on discs and are best left in night clubs. The patrons, however, expect to find them on the record. She shows her awareness of this problem by splitting her program neatly down the middle. When not doing her act, she sings in straightforward fashion and is helped, of course, by the trio and fine recording.

Kitty White is blessed with the relaxed sort of accompaniment that is all too rare these days. Such men as Harry Edison, trumpet, and Benny Carter, alto sax, make it one of those memorable sessions where everything seems informal, yet falls into the creative order necessary to jazz. Everyone solos or molds warm obbligatos behind the voice. Larry Bunker, Laurindo Almeida, Jimmy Rowles, Ted Nash, Bill Pitman, and Red Callender all participate in a lesson on what a singer needs most, although the recording balance could be better. Carlo Vical's bongos open *When The Wind Was Green*, and Alvin Stroller is on drums. As for Miss White, listen to the record once for her, once for the musicians, and again for *Lazy Afternoon*.

#### Sing Along With Basie Roulette R52018

The latest movement to wed poetry and jazz seems to have bogged down, possibly because too few of those concerned possessed

the intimate knowledge, experience, and willingness to work which characterize this production. Ten Count Basie instrumentals are sung to lyrics written by Jon Hendricks to fit horn lines created by the original soloists. By joining his voice to those of Annie Ross and Dave Lambert a trio is formed capable of complex ensembles or individual flights on *Jumpin' at the Woodside*, *Every Tub*, and *Swingin' the Blues*. Multitaping enabled them to imitate a full band sound successfully on a previous recording. Electronic aids are replaced, in this case, by the Basie band and its big-voiced vocalist Joe Williams, who helps describe *Shorty George, Going to Chicago*, and *Rusty Dusty Blues*.

A reading of the texts, printed in full on the liner, fails to disclose the greatest of poetry and it is hardly likely that Hendricks was trying to do more than fit words to predetermined lines. They do work when sung, however, and form as valid a point of departure for a marriage of poetry and jazz as any yet disclosed. The group's popularity undoubtedly will cause it to collaborate with musicians on new compositions of much interest. Be advised to look for an early pressing containing *L.P. Darlin*, withdrawn because of a hassle with the composer and already a collector's item.

#### George Wright: The Roaring 20's Hifirecord R718 Eddie Dunstetter: Mister Pipe Organ Capital T1128

Built when a fabulous decade was at its peak, the San Francisco Fox Theater makes an ideal place to recollect the days when the movies were silent and the organ roared unchecked. The gilt-encrusted console of the four-manual Wuriltzer is a choice period piece, and its like will not be seen again. George Wright remembers its days of glory and commands the thirty-seven sets of pipes, distributed over five chambers, with the skill that comes from long experience. Among the four-

(Continued on page 66)

## NEW "STEREO 60" AMPLIFIER BY STROMBERG-CARLSON

On stage and screen the name Yul Brynner means integrity in performance. In high fidelity Stromberg-Carlson means integrity in music reproduction. For example, here is a new dual-channel stereo amplifier with performance and control features that add up to the best value in the field.

Each channel gives you 30 watts of clean, balanced power. Exclusive Stromberg-Carlson "Stereo Tone Balance" lets you balance the two channels by a signal tone. You set up to

what you actually hear.

Each channel has its own complete set of controls: loudness/volume, bass and treble—plus a master gain control.

For complete details and specifications see your dealer or write to us for literature.

\*Our deliberately conservative ratings will exceed published specifications, based on ASRE measurement procedures.

Find your dealer in the Yellow Pages, under "High Fidelity"

INPUTS: Magnetic Phono, Ceramic Phono, Tape Head, Tuner and Aux. Tape.  
AMPLIFIER OUTPUTS: 4, 8, 16 ohms.  
PRE-AMPLIFIER OUTPUTS: Dual Tape Out; Output for external second-channel amplifier.  
LOUDNESS CONTROL: In-out, continuously variable.  
TONE CONTROLS: Bass 15 db droop, 15 db boost; Treble 14 db droop, 12 db boost.

EQUALIZATION: RIAA Mag. Phono. NARTB Tape Head.  
TUBES: 2-12AX7/7025, 2-6AV6, 2-6U8, 4-7027.  
CHANNEL SELECTOR: Channel "A," Channel "B," Stereo, Monoaural, Crossover (at 3000 cycles).  
CHANNEL REVERSE  
TWO AC CONVENIENCE OUTLETS  
DIMENSIONS: 13½" W, 13½" D, 4½" H.  
PRICE: \$169.95 (Audiophile Net, Zone 1).

**STROMBERG-CARLSON**  
A DIVISION OF GENERAL DYNAMICS CORPORATION  
1418 C N. GOODMAN STREET • ROCHESTER 3, N. Y.




Your best single source of matched components for complete systems—Stromberg-Carlson



PR-499 "Perfectempo" manual turntable



RA-498 Tone Arm



SR 440 AM-FM Tuner

# ACROSOUND ULTRA-LINEAR STEREO

Enjoy a DOUBLE Benefit - Genuine Patented Ultra-Linear® Circuitry PLUS Famous ACRO Transformers



+

STEREO 20  
\$44.50  
KIT  
SELF POWERED



=

STEREO 20-A  
\$29.50  
KIT  
SATELLITE



TWIN CHASSIS  
STEREO 20-30  
\$69.50  
KIT

36 WATTS - MONAURAL  
18 WATTS PER CHANNEL



ADD FOR STEREO USE

18 WATTS MONAURAL

Three Pay as you GROW Stereo-Series 20 Amplifiers of Unique Size, Set New Standards of Performance  
WRITE TO ACRO PRODUCTS CO., 369 SHURS LANE, PHILADELPHIA 28, PA. FOR INFORMATION ON LATEST ULTRA-LINEAR® DEVELOPMENTS

LEONARD BERNSTEIN's last television appearance of the season (February 22) was titled, "The Infinite Variety of Music," but it could have been called, "Variations on How Dry I Am." The New York Philharmonic conductor took the first four notes of the familiar drinking tune and showed us how Handel, Beethoven, Strauss, and Shostakovich used this particular sequence in their compositions. "How Dry I Am" was heard in the major and minor keys, as well as in a variety of moods ranging from the festive, to the lyric, playful, romantic and martial. Before the program was over, one found oneself yearning for a good stiff drink.

To exclaim how wonderful it is that a composer can express so many different things by means of an alphabet of twelve notes tells us very little about the art of music. After all, the composer performs no less, a miracle than the writer with his twenty-six letters, the painter with his three primary colors, or the mathematician with his nine integers. Having once enunciated his thought, Mr. Bernstein would have done well to have gone on to more substantial areas. Instead, he chose to repeat his theme without alteration, thereby turning his program into a reverberating platitude. He is too talented and versatile to indulge in an approach that smacks of the "music appreciation" class, which many of us will remember from our public school days.

The music appreciation period in the week's schedule usually involved marching into the assembly hall to the tune of Sousa's *King Cotton*, or *Washington Post*, played vigorously on the piano by the music teacher. Most students regarded this as the easiest class in their curriculum; they rested comfortably in the auditorium's less battered seats and listened to recordings of classical music played on a portable phonograph. Between recorded selections, the teacher picked out melodies from the compositions on the program. The educational objective was simple: to learn great music by remembering themes from famous works. Teachers long ago discovered the obvious fact that mere exposure to classical music will put most of their classes to sleep. (A glance at the audiences at symphony concerts demonstrates that this holds true even for ticket-paying adults.) Therefore, they had to devise a method for engaging the students' full attention.

The association of words and music seemed the answer to the problem. In memorizing a sentence or a poem linked

with a melody from a popular symphonic piece, it stands to reason that the student will memorize the music, too. This proved a practical scheme. Too practical, in fact. For no matter how much we now try to eradicate these words from our mind, they cling to us with the tenacity that only certain youthful memories are wont to possess.

Before proceeding further, the reader should be warned that this subject has its contagious aspects. How often have we been pursued by a tune from which we cannot escape! This writer, like thousands of music lovers who attended the same kind of music appreciation classes, has had certain words inscribed indelibly in his memory alongside themes from great musical scores. Here are a few examples.

Schubert—*Symphony No. 8*: first movement.

This is the sym-phony  
That Schu-ber't wrote but never fin-ished.

Beethoven—*Symphony No. 5*: opening

This is the Fifth!  
Beethoven's Fifth!

This is the fifth sym-phony  
That Beeth-ov-en wrote.

Haydn—*Symphony No. 94*: second movement.

Papa Haydn made this tune  
A surprise is coming soon.

Grieg—*Peer Gynt*

Morning is breaking,  
And Peer Gynt is waking.

In the hall of—the mountain king,  
Mountain king, mountain king . . .

Some of the best specimens of music-appreciation poetry are written in England, where one music educator set to words the themes of the entire *Well-Tempered Clavier*. English school-children remember Mendelssohn's *Hebrides* Overture by means of the following lines:

Opening theme

How love-ly the sea is!

Second theme

Oh! Listen to the love-ly second subject!  
On the 'cellos,  
Lucky fellows!

In dancing class, schoolgirls tripped to Beethoven's *Minuet* while singing these special lyrics:

Come and let us make a pretty bow.  
Make a bow, make a bow.  
Come and let us make a pretty bow,

# ABOUT MUSIC

HAROLD LAWRENCE\*

## Let's Sing a Symphony

\* 26 W. Ninth St., New York 11, N.Y.

Make a pretty stylish, fancy turn.  
 Now we'll walk off so straight,  
 Make a bow, make a bo-ow.  
 Come and let us make a pretty bow.  
 Make a bow, *vis-à-vis*.

In his book, "Great Symphonies—how to recognize and remember them" (Comet Press), Sigmund Spaeth, the high priest of music appreciation, sets to words the principal and subsidiary themes of well known symphonies. With impressive determination, Dr. Spaeth performs verbal acrobatics in order to make the words fit the tune. Take, for example, his settings of Mozart's *Jupiter* Symphony.

1. *Allegro vivace*

Jove! Great Jove! Mighty Jove!  
 We come to thee with trembling.  
 Jove! Great Jove! Mighty Jove!  
 Our fears are past dissembling.

2. *Andante cantabile*

Even Jove ma-ay fail! Ha!  
 Even Jove tu-urns pale! Ha!

3. *Menuetto*

Mozart used this progression before.  
 Look for it in his G Minor score.

For Beethoven's *Funeral March* from the "Eroica" Symphony, Dr. Spaeth contrived this stark verbal setting:

Muffled drums tell a hero's ending,  
 Slow steps, mourners wending.  
 Raise not the head.  
 The eyes are closed, the hero is dead—  
*Cold and dead.*

In the above examples, Dr. Spaeth built his poems on a title or an implied program. He was greatly handicapped by such a work as Mozart's *Symphony No. 39*, which bears no subtitle and has no extramusical allusions:

*First movement*

E Flat the key.  
 Great symphony.

Dr. Spaeth's comprehensiveness, however, proves to be his undoing, for how is one to recognize the themes of great symphonies when the key words are too numerous and difficult to remember? The concise phrase used in the public schools may serve to highlight only one theme per work—and often merely part of the theme—but it is a simple phrase.

Which brings us back to "How Dry I Am." Mr. Bernstein's purpose in using this drinking song differs from that of the music appreciation teacher. Yet he has unwittingly injected an element of uncertainty into the field, for "How Dry I Am," while a handy identity key, now stands for several different pieces. In addition, the words do not refer specifically to the music in question, with the possible exception of Handel's *Water Music*.

In view of the confusion, perhaps this would be a good time to end the practice of writing lyrics to great musical works once and for all. Did Mendelssohn anticipate the era of music appreciation when he composed his "Songs Without Words"?

## PROFESSIONAL PERFECTION!



### CONCERTONE MARK VII PROFESSIONAL STEREO RECORDER

A sterling new engineering masterpiece by American Concertone! The Mark VII Professional Stereo Tape Recorder is exclusively for the discriminating few who seek perfection in sound reproduction. Compare its professional features with any other recorder on the market, then hear it at your Concertone dealer's. This is the ultimate! Priced from \$795.



CUSTOM HEADS—precision designed and manufactured by American Electronics, Inc. • 3-MOTOR DIRECT DRIVE • HYSTERESIS SYNCHRONOUS CAPSTAN DRIVE MOTOR • 10 1/2" REELS—twice the recording time. • PUSH-BUTTON CONTROLS • REMOTE CONTROL—available as a plug-in accessory. • COMPACT, PORTABLE, easily installed in console or on wall.



Monitoring switch for instant source-to-tape comparison at output or headphones. Automatic cut-off switch; self-energizing brakes; dual inputs; solenoid operation. Calibrated VU-type meter for control of both channels on record and playback; 2 record and 2 playback built-in pre-amplifiers. Mark VII-F plays half-track monaural and both 2-track and 4-track stereo tape.

**FREQUENCY RESPONSE:** 30 cycles to 17,000 cycles at 7 1/2 ips. ± 2 db; 40 cycles to 12,000 cycles. 40 cycles to 10,000 cycles at 3 3/4 ips. ± 2 db; 40 cycles to 7,500 cycles (two track).

**FLUTTER AND WOW:** Less than 0.35% at 3 3/4 ips., less than 0.25% at 7 1/2 ips.

**DIMENSIONS:** Height 14 1/4", width 16 3/4", depth 6".

**WEIGHT:** 39 lbs. complete with carrying case.

For further details write—

### AMERICAN CONCERTONE

AUDIO DIVISION, AMERICAN ELECTRONICS, INC.  
 9449 WEST JEFFERSON BOULEVARD  
 DEPT. A4 CULVER CITY, CALIFORNIA

# NEW PRODUCTS

• **Ampex Tuner and Audio Control.** Marking its entry into the high-fidelity components field, Ampex is introducing a stereo AM-FM tuner and a matching stereo audio-control-preamplifier, both of which were developed for incorporation into Ampex console home music systems, but which are being made available separately as individual components. The



Model 502 tuner incorporates on a single chassis two completely independent but matched tuning units, for either or both FM and AM reception. Offering excellent selectivity and sensitivity, the tuner was designed as a precision unit to provide optimum balance between the two parallel channels at all levels of operation, a feature critically important for stereo recording off the air. AM circuitry provides broad and sharp selectivity positions. Engineering features include accurate visual tuning indicators and flywheel tuning mechanisms. The unit also features provision for adaptation to FM multiplex. The Model 402 audio control center offers instant selection of any desired source of



stereo or monophonic reproduction. Two loudness controls, one for each channel, are mounted on concentric shafts and friction coupled to permit setting and maintaining uniform calibration and balance of audio levels, with automatic treble and bass compensation at any desired listening level. Individual bass and treble controls permit maximum boost and cut of 16 db. Full technical information will be mailed upon request to Ampex Audio, Inc., 1020 Kifer Road, Sunnyvale, Calif. **D-1**

• **Shure Stereo Arm-Cartridge Combination.** Virtual elimination of record and stylus wear has been accomplished with



the stereo version of the Shure Studio Dynetic integrated tone arm and magnetic

cartridge. Intended for use in professional turntables, the unit will track at less than two grams stylus force; at this force the cartridge can actually be swept back and forth across a spinning record without causing damage to either the record or the diamond stylus. Channel separation of the Studio Dynetic is more than 20 db at 1000 cps. Frequency range is 20 to 20,000 ± 2.5 db. Output is 5 mv per channel at 1000 cps. Compliance, both vertical and lateral, is 8 × 10<sup>-6</sup> centimeters/dyne. Manufactured by Shure Brothers, Inc., 222 Hartrey Ave., Evanston, Ill. **D-2**

• **Harman-Kardon Stereo Tuner.** The "Madrigal," Model ST350, is a tuner which sets a new high in simplicity of operation, being operated entirely by push-buttons with exception of the tuning function itself. Also it is exceptional in its versatility. It contains separate AM and FM sections for simulcast stereo reception, and is equipped with signal and power supply to drive the new Harman-Kardon



MA350 multiplex adapter, which may be mounted within the tuner enclosure. When equipped with the adapter the tuner is fully capable of receiving Crosby compatible multiplex broadcasts. FM sensitivity is below 1 microvolt for 20 db quieting; 1.9 microvolts for 30 db quieting; frequency response is 20 to 20,000 cps within ± 0.5 db. AM sensitivity is 20 microvolts/meter; frequency response is 20 to 8000 cps ± 3.0 db. The ST350 tuner is ideally suited for use with the Harman-Kardon Epic, Model A250, 50-watt stereo amplifier. Further information will be supplied upon request. Write Harman-Kardon, Inc., 520 Main St., Westbury, N. Y. **D-3**

• **Dual Turntable/Changer.** Embodying many exclusive features essential to stereo reproduction, the new Dual (pronounced du'-al) Model 1006 is a combination 4-speed turntable and deluxe record changer. The unit will track and operate the automatic cycling mechanism with stylus force as low as 2 grams. A built-in direct-reading pressure gauge insures



optimum cartridge operation and long record life. The turntable proper weighs 5¼ lbs. and is laminated and concentrically girded to retain dynamic balance and a plane surface. The motor is of sufficient power to drive the turntable to full speed within a half second from a dead start. A one-piece tone arm employs a double set of direct-acting ball bearings for both vertical and lateral axes. A Stereo-Mono switch includes a phase-cancelling feedback circuit which removes vertical noise signals resulting when monophonic records are played with stereo cartridges. The changer mechanism is unique in that it will operate with any diameter record from 5 to 12 ins., and will intermix ten

records in any sequence. These and other special features of the Dual 1006 are described in greater detail in literature available from United Audio Products, Inc., Desk 6, 202-4 E. 19th St., New York 3, N. Y. **D-4**

• **G-E Speaker Enclosure.** Proportioned for minimum width, with its height compatible with the G-E EQ-1 series equipment cabinet, the new "Stereo Classic" EN-50 series is a 5-cu.-ft. "distributed-port" speaker enclosure which is introduced by G-E as the top quality enclosure in its hi-fi components line. When used with a high quality coaxial or biaxial



speaker system, it has more than double the low-frequency power output capability of comparable closed-type enclosures. The seven "distributed port" openings are in the rear panel, to eliminate grille cloth interference and improve the enclosure's acoustic resistance function. Possible spurious sound from air turbulence through the openings is eliminated by the size and placement of the ports. The EN-50 is designed to accommodate air pressures of speakers of up to 60 watts. Further information is available from: General Electric Company, West Genesee Street, Auburn, N. Y. **D-5**

• **Fisher Stereo Remote Control.** The Model RK-1 stereo control unit permits adjustment of speaker level anywhere within the listening area. Developed for use with the Fisher 400-C master audio control, this attachment makes it possible for the listener to set the volume and



balance of his speakers at the spot where he hears the program instead of at the control center. The RK-1 consists of a control assembly, a 30-ft. connecting cable, and an adapter plug for connection to the 400-C. In operating position, volume of both left- and right-hand speakers may be controlled independently. Fisher Radio Corporation, 21-21 44th Drive, Long Island City 1, N. Y. **D-6**

• **Heathkit 12-Watt "Bookshelf" Amplifier.** This compact little amplifier provides the same high quality sound reproduction as the Heathkit Williamson-type amplifiers and is limited only in power output. The EA-2 has more than enough power for the average home and provides 20-to-20,000-

cps response within  $\pm 1.0$  db, with less than 1.0 per cent harmonic distortion at full output. Miniature tubes are used throughout the advanced circuitry, including Type EL84 output tubes in a push-pull tapped-screen output circuit. Output trans-



former is tapped at 4, 8, and 16 ohms. Built-in preamp has provision for three inputs, magnetic phono, crystal phono, and tuner. Separate bass and treble controls provide both boost and cut. Vinyl-clad steel housing with brushed-gold trim is exceptionally neat in appearance. For further information on this excellent low-priced amplifier kit, write Heath Company, Benton Harbor, Mich. **D-7**

• **Electrostatic Tweeter.** Introduced as the Model AH! Electrostatic Transducer, this unit is equipped with a self-contained r-c crossover network, and may be connected in parallel across any low- or full-range speaker without additional facilities. Frequency range is 500 cps to well beyond the limit of audibility. Built-in fused power



supply affords 1000 v.d.c. polarizing potential. Two capacitor elements permit 120-deg. dispersion. Push-pull construction holds distortion to an absolute minimum. The AH! is designed to match an 8- or 16-ohm output of a 15- to 50-watt amplifier. Cabinet is finished in hand-rubbed walnut. For further information write Cosmos Industries, Inc., 31-25 Queens Blvd., Long Island City 1, N. Y. **D-8**

• **Miniature Transformers.** A new series of small transformers intended for use with printed circuits has been added to the line of audio components manufactured by Audio Development Company, 2833 13th Avenue, South, Minneapolis 7, Minn. Five standard case sizes range from



0.56" square by 0.60" in height up to 1.27" square by 0.94" in height. Audio, power, and ultrasonic transformers and inductors in these sizes are available for either transistor or vacuum-tube circuitry. Terminals and inserts are on standard 0.1" grid multiples. **D-9**

AUDIO • APRIL, 1959

## This Man is Using an Electronic Crystal Ball

The H. H. Scott advance development team must foresee the future. They must design new products so that they stay current for many years. Hermon Hosmer Scott insists on this as a protection to your investment.

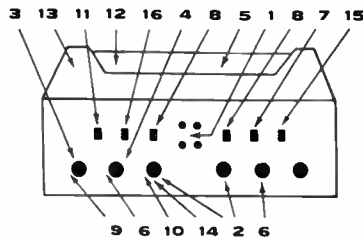
The new 130 Stereo preamp is an example of the way Scott engineers work ahead. Engineering of this brand new product was started when stereo was nothing more than a hobbyist's delight. This allowed time for thorough testing of its many advanced features.

Every H. H. Scott component is designed to defy obsolescence. Careful planning, fine engineering, exceptional quality mean your investment in the new H. H. Scott stereo-preamp . . . or any H. H. Scott product . . . is an investment in a component that will still be up-to-date many years from now.



17 reasons why you should buy the

# New H. H. Scott Stereo-Preamp



1 Visual signal light display panel shows mode of operation at a glance. 2 Completely separate bass and treble controls on each channel so that different speakers may be matched. 3 Play stereo from any source — Records, FM-AM Tuner, Tape. 4 Reverse channels instantly, or play monaural from any source through both channels doubling your power. 5 Play Trereo — a center channel output lets you use your present speaker as a middle channel. 6 Special circuitry lets you balance channels quickly and accurately. 7 Reverse the phase of one of your channels 180 degrees instantly. Lets you correct for improperly recorded tapes. 8 Separate 12 db/octave rumble and scratch filters. 9 Complete record equalizer facilities.

10 Use as an electronic crossover at any time. 11 Two stereo low-level inputs. You can connect both a stereo phono pickup and stereo tape head. 12 Stereo tape recorder inputs and outputs. 13 Provision for operating stereo tape heads without external preamps. 14 Quick-set dot controls allow any member of your family to use equipment. 15 Loudness-volume switch. 16 Stereo tape monitor switch. 17 The exceptional quality of all H. H. Scott components . . . PLUS all the features and specifications long associated with H. H. Scott monaural preamplifiers. Sensitivity  $1\frac{1}{2}$  millivolts on tape head input, 3 millivolts on phono for full output. Hum level 80 db below full output on high level outputs. Size in accessory case  $15\frac{1}{2} \times 5 \times 12\frac{1}{2}$  in. Model 130. Price \$169.95 (\$172.95, West of Rockies).



Write for complete technical specifications and new catalog A-4.



H. H. SCOTT, INC., 111 POWDERMILL RD., MAYNARD, MASS.  
EXPORT: TELESCO INTERNATIONAL CORP., 36 W. 50TH ST., N. Y. C.

# SONY C-37A

## CONDENSER MICROPHONE

Acclaimed  
The World's  
Finest!

Designed for professional recording and broadcast application where utmost performance, dependability and fidelity is essential. The frequency response of this microphone is completely free of resonant peaks and dips within the specified range of 20-18,000 cps.\*



\*Actual anechoic response curve and descriptive brochure available on request.



PRICE  
**\$395.00**  
COMPLETE

- Directional Characteristics: Omni-directional: Becomes directional @ 3,000 cps. Uni-directional: Cardioid pattern. Maximum front to back sensitivity more than 15 db between 20-15,000 cps. Adjustment screw in back of the microphone selects either the uni-directional cardioid pattern or the omni-directional pattern.
- Frequency Response:  $\pm 2$  db 20-18,000 cps.
- Output Impedance: 200 ohms.
- Output Level: Omni-directional: -72 db (0 db-1 volt/dyne/cm<sup>2</sup>). Uni-directional: -70 db (0 db-1 volt/dyne/cm<sup>2</sup>).
- Signal to Noise: More than 55 db for signal of 1 microbar at 1,000 cps.
- Power Supply: A. C. 50 or 60 cycles, 117 volts.

# SUPERSCOPE

STEREORECORDER DIVISION  
SUN VALLEY, CALIFORNIA INCORPORATED

## JAZZ AND ALL THAT

(from page 61)

teen tunes are *You Were Meant For Me*, *Then I'll Be Happy*, and *Just A Memory*. The immense size of the house contributes to the monophonic version, and the placement of the pipes on either side of the auditorium should be dramatically realized on the forthcoming stereo disc.

Eddie Dunstetter combines the effects of a four-manual, twenty-four rank Robert Morton studio organ and a three-manual Hammond, equipped with vibratoharp, celesta, and a Krueger string bass attachment. Multiple recording turns up almost everywhere and it was merely a matter of time before an organist tried it. In this case, the tapes are blended so skillfully that the scoreboard must be followed to tell what is going on. Dunstetter sticks to one instrument on several tracks, switches amiably from one to the other on some, and joins their effects on others, even dubbing in piano embellishments in one instance. His repertoire includes *The Toy Trumpet*, *Poinciana*, *Brazil*, and *Serenade to a Wealthy Widow*.

### Beauties of 1918 World Pacific WP1245

Described by his employer of the past three years as "one of the most underrated if not the most underrated alto man in the country," in a liner quote, Charlie Mariano is likely to be remembered for his unusual choice of tunes for this album, no matter how it affects his rating. Quite a few listeners who would hesitate to name Shelly Manne's alto saxist will recall the man resourceful enough to revive *Hello*, *Central*, *Give Me No Man's Land*, and other songs of World War I vintage. His partner, on alto and flute, is Jerry Dodgion of Red Norvo's quintet, a fluent performer capable of meeting the needs of *Till We Meet Again*, and *'Til the Clouds Roll By*. Victor Feldman, vibes, and pianist Jimmy Rowles deal with the subtleties of *K-K-K-Katy*, and Monty Budwig delivers a well timed bass line.

Best of all, these modernists treat the old tunes with affection and seem to have a good time doing it. The arrangements, credited to Mariano, are skilled and reveal hidden beauties. On *Deep River*, he plays recorder in a setting which will evoke memories in some of Willard Robison, a modernist twenty-five years ago before the term acquired its present connotation. Boss Shelly Manne is on hand to give direction and a martial sound to *Over There*, and *When Johnny Comes Marching Home*.

### Pete Rugolo: Percussion At Work EmArcy MG36122 Drums On Fire! World Pacific WP1247

Freed from the conventional role of the jazz drummer, the percussionists at work on these two albums combine varied tonal qualities in complex rhythmic patterns, using them to tell a story or simply as interesting sounds. To enlarge upon four compositions he wrote while chief arranger for Stan Kenton a decade ago, Pete Rugolo enlists sixteen men and returns Jack Costanzo, on bongos, and Shelly Manne, who alternates as tympanist with vibist Larry Bunker, to their original posts. *Bongo Riff*, *Fugue for Rhythm Section*, and *Artistry on Percussion* all shine under the brilliance of improved recording techniques. Any preponderance of brass and kettledrums is lightened by the use of rhythm section alone, with Mel Lewis as an added drummer on several numbers. Andre Previn's inventive piano passages break up the succession of drum solos and his playing is a feature of *Chorale for Brass, Piano and Bongo*. A stereo version is listed on Mercury.

Chatur Lal, one of India's leading tabla players, visited the United States as accompanist to the Sitar virtuoso Ravi Shankar and was televised matching wits with Jo Jones on a memorable "Omnibus" program.

His variations in Tintal style provide a fascinating eleven-minute introduction to the second collection. Under his agile fingers, an astonishing array of tones flows from his two small drums and the recording conveys them faithfully. Benny Barth, drummer of The Mastersounds, takes *Caravan* on an extended journey and his cohorts speed him along on gourds, rattles, claves, woodblocks, cowbells, and other gear. Extracted from previously released LPs are Art Blakey's *Ritual*, a three-part tribal suite descriptive of his experiences on a visit to the interior of Nigeria, and Gerry Mulligan's *Bark for Barksdale*, a grandly humorous vehicle for his quartet and Chico Hamilton's parade beat.

### Jim Copp Tales Playhouse 101 Germany's Bielefelder Kinderchor Capitol T10149

Adults often find children an excuse to satisfy their own fancies and these two albums are reason for such indulgence. The audiofans who could not justify the purchase of a sound effects record before will find trains, cars, breaking glass, running water, hammering and slamming doors woven into the eight original fables produced by Jim Copp and Ed Brown. Not always as authentic as Mr. Nunn or Mr. Cook, they take their thunderstorm from a bathroom shower and do considerable multiple recording. Copp narrates, plays several instruments, blows up balloons and sings all seventeen voices of a schoolroom chorus. Youngsters will be enthralled by *Miss Goppins and the Gorilla*, and you will enjoy telling them how it is done.

If the records or performances of the Obernkirchen Choir gave you pleasure, Germany's other great children's choir needs no introduction. Founded more than twenty-five years ago by Freidrich Oberschelp, still its director, the Bielefelder Choir has yet to visit this country. But the proceeds of European tours enabled it to build a school, including modern sound studios, and this fine recording is the first of its products to reach these shores. A dozen native folk songs are sung with all the charm and lilt of youthful voices.

### Bess Bonnier: Theme For The Toll One Argo LP632 Vito Price: Swinging The Loop Argo LP631

Due to the concentration of jazz record companies on either coast, the aspiring young musician in the Chicago area must often leave home base to achieve recognition. Activity in the local studios is directed chiefly at the name artist passing through the city. This label has been making some tentative gestures at changing the situation and is here rewarded by the discovery of Bess Bonnier, a 29-year-old Detroit housewife and mother of three children. Blind at birth, she studied music in Braille classes and has played jazz piano since her teens. Especially fruitful is her recent association with drummer Bill Steen and bassist Nick Fiore, a talented arranger and composer of a romping blues and the title piece. *DoFian* is a reflective melody, dedicated by the pianist to her daughter, and it is well worth becoming acquainted with her and the trio.

Vito Price is a native New Yorker, now a staff musician at Chicago's station WGN, who served a long apprenticeship on the road. His compatriots from the studio orchestra join him on five swinging numbers, arranged for big band by Bill McRen. On five others his warmly moving tenor sax is supported by an itinerant rhythm section of Lou Levy, Max Bennett, Freddie Green and Gus Johnson. Price's three originals are uncluttered and his unassuming style should win him friends.



## PATENTS

(from page 40)

tion as the man who first achieved successful radio transmission rests on his original patent which is not here in question. That reputation, however well deserved, does not entitle him to a patent for every later improvement which he claims in the radio field."<sup>3</sup>

By the United States Court of Customs and Patent Appeals in a recent decision was outlined this patent law requirement for the reduction of an invention to practice as a condition of the validity of the patent, which has been the subject of frequent references in later decisions involving this feature of the law.

"Where either of the parties seeks to establish conception and reduction to practice prior to his filing date, the conception and disclosure to others required, is the inventor's completed thought expressed in such clear terms as to enable those skilled in the art to which the invention pertains, to make, compound, build or practice the device, compound, or process which constitutes the subject matter of the invention."

Then of the specific features of a reduction to practice the court continued, "To constitute actual reduction to practice of a machine, the device must be completed in an operative form capable of successfully demonstrating its practical utility in its intended field of use."

"Unless the device is of such a nature that by its very simplicity its practical operativeness is manifest, the machine must be tested under actual working conditions in such a way as to demonstrate its practical utility for its intended purpose. Actual performance is required of the function for which the machine is intended with a quality, extent, and character of operation sufficient to indicate its utility in the environment in which it is contemplated to be used."<sup>4</sup>

### The Beginnings

The birth of this rule of reduction to practice occurred with the decision by the United States Supreme Court over a century ago, rendered on an opinion by Chief Justice Taney, famous for his determination of the Dred Scot controversy of Civil War days. This action involved the patentability of a fireproof safe. The claim that the patent was invalid rested on another inventor's safe which although it was insisted that it was fireproof, had never been tested or

<sup>3</sup> Marconi Wireless Co. v. U. S., 320 U. S. 1, June 21, 1943.

<sup>4</sup> Field v. Knowles, 183 Fed. 2d 593, June 30, 1950.

## LARRY ELGART *at the* CONTROL CONSOLE *of his* RECORDING STUDIO

(Note the AR-1 monitor loudspeakers, in stereo)



LARRY ELGART, RCA VICTOR RECORDING ARTIST

One of the most exacting jobs for a speaker system is that of studio monitor in recording and broadcast work. Technical decisions must be made on the basis of the sound coming from these speakers, which will affect, for good or for ill, the quality of a record master or FM broadcast.

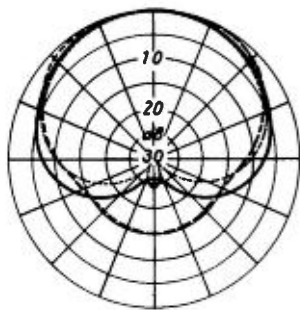
AR acoustic suspension speaker systems, although designed primarily for the home, are widely employed in professional laboratories and studios. Below is a partial list of companies using AR speakers (all models) as studio monitors:

Dawn Records	Concertapes—Concertdisc
Elektra Records	WGBH
Mastercraft Record Plating	WPFM
Canterbury Records	WXHR
Raleigh Records	Counterpoint Recordings
Concert Network stations	(formerly Esoteric Records)
WBCN, WNCN,	Magnetic Recorder and Reproducer
WHCN, WXCN	Dubbings

AR speaker systems, complete with enclosures—the AR-1, AR-2, and AR-3—are priced from \$89 to \$225. Literature is available for the asking.

**ACOUSTIC RESEARCH, INC.** 24 Thorndike Street, Cambridge 41, Mass.

# FLAWLESSLY PATTERNED



THE NEUMANN KM-54A MINIATURE CONDENSER MICROPHONE... ANOTHER OF THE WORLD-RENOWNED NEUMANN MICROPHONES... PERFORMANCE STANDARDS BY WHICH ALL OTHERS ARE JUDGED... WITH SUPERB ULTRA-DIRECTIONAL CARDIOID CHARACTERISTICS.

COMPLETE SPECIFICATIONS WILL BE PROMPTLY FURNISHED ON REQUEST.

**Gotham Audio sales co. inc.**  
 2 West 46th Street, N. Y. 36, N. Y. COLUMBUS 5-4111  
 Represented in Canada by Vidilon Corp., Ltd., Ottawa, Ont.

CIRCLE 68A

**Bringing the music to life**

## BRITISH PRECISION WORKMANSHIP

### Guarantees Finest Hi-Fi Reproduction

The secondary is brought out as four separate sections which may be connected in series or parallel to match speaker impedances of 0.95, 3.8, 8.5 and 15 ohms by this arrangement.

- Each half primary is brought out to terminals as separate windings and is tapped for distributed load performance.
- Latest grain orientated cores. Fully interleaved.

**5200 Series — for use in 20 or 35 watt amplifiers with distortion less than 1%. Available in 4 models**

Model	Plate to Plate Load	Tapped at	
P5201	9 — 12K ohms	43%	\$25.00 NET
P5202	7 — 9K ohms	43%	
P5203	5 — 7K ohms	43%	
P5204	3 — 5K ohms	20%	

**5300 Series — for use in 35 to 50 watt amplifiers with distortion less than 1%.**

Model	Plate to Plate Load	Tapped at	
P5351	9 — 12K ohms	43%	\$30.00 NET
P5352	7 — 9K ohms	43%	
P5353	5 — 7K ohms	43%	
P5354	3 — 5K ohms	20%	

**Partridge**

Write for Free Brochure and Name of Nearest Dealer

## TRANSFORMERS

Sole U.S. Rep. **M. SWEDGAL** 258 Broadway, New York 7, N.Y.  
 CIRCLE 68B

tried out in an actual fire. By virtue of the absence of this feature of reduction to practice the court held there could be claimed no interference based on the earlier conception.<sup>5</sup>

The effect of this decision on the law as it is today was set out by the federal appellate court in a recent decision of a controversy of this character. "The law that the inventor's mere conception is not his 'prior invention' within the relevant sections of the statute, is judge-made." In this old case the discovery of the so-called fireproof safe, untested, used and forgotten had been interposed as a prior invention, impeaching the validity of a later invention in this same field.

"The courts have written two glosses upon the text," continued the federal court. "First, that the inventor must disclose his invention, either by description or physical embodiment and, second, —unless he can show diligence in filing an application after his rival has filed— that the invention has also been tested so far as to make sure that it will operate under service conditions. Why this last condition has been added is not very clear but it is laid down in too many decisions to be now questioned."

Then in a reference to that early decision in which this doctrine was first set out the court added of the extent to which this rule must be followed, "Although in many later decisions the question has arisen of the need of a test under service conditions, it has never been laid down as an inexorable condition in all circumstances. The courts have again and again upheld inventions not so tested.

"The doctrine to be drawn from the books, as we read them, is this—and incidentally it is the only doctrine that can find support in reason, a test under service conditions is necessary in those cases and in those only, in which persons qualified in the art would require such a test before they were willing to manufacture and sell the invention as it stands."<sup>6</sup>

<sup>5</sup> Gayler v. Wilder, 51 U. S. 476, December, 1850.

<sup>6</sup> Siuko Tool & Manufacturing Co. v. Automatic Devices Corp., 157 Fed. 2d 974, Conn., November 12, 1946.

## DISTORTION

(from page 38)

resistances or impedances that produce the non-linearities of the transfer characteristic.

However we refer the matter from the viewpoint of explaining non-linearity of transfer characteristic, the fact remains that the plate resistance of a tube or the input and output resistances of transistors does change at different operating

positions. Thus when the low-frequency high-amplitude waveform swings the plate current of a tube up into the high current region, its plate resistance is much lower than when the plate current approaches cut-off. This means that, correspondingly, the frequency response contributed by the interstage coupling will be changed at different points on the high amplitude wave form (Fig. 7). This produces a form of intermodulation that has not received much consideration.

It is analogous to the Doppler effect which has been much talked about. But it includes possible amplitude fluctuation as well as phase fluctuation, in the high-frequency components of a signal present along with a high-amplitude lower frequency. And this form of intermodulation, as well as being different from that determined by the standard IM test, will be quite critical of the frequency used for the high-frequency measurement, if such a measurement is used to detect it. It will also be critical of level in the sense that higher levels of the low-frequency component are more likely to produce it than lower levels. But it is not necessary to run into maximum output conditions or even close to them for such effects to become noticeable.

#### The Villain in the Black Hat

So far we have talked about a variety of distortion forms that can occur in almost any amplifier, even without feedback. We have not mentioned a component that is often accused of being the principal distortion-contributing element of an amplifier: the output transformer.

An earlier article examined the question of how an output transformer produces distortion in detail. Suffice it here to summarize by saying that an output transformer does not produce appreciable distortion over the mid-range frequencies. Assume its non-linear magnetizing current approaches 10 per cent maximum level and the lowest audio frequency, say 20 cps. Then this will only be 0.2 per cent at 1000 cps and, if the source resistance of the amplifier is much lower than the load resistance, the effective harmonic generation is correspondingly smaller than this. There is not a tube or transistor made that produces distortion as low as 0.2 per cent operating at maximum output.

So unquestionably, over the majority of the frequency range, the output transformer does not contribute any material distortion.

However, it can contribute by combination of other effects, as we have just suggested. The output transformer can be one element responsible for changing the high-frequency response at different points on the waveform because of the

variation in plate resistance of the output tubes. In the more complex circuits, such as Ultra-Linear or unity coupled, a poorly designed output transformer can be responsible for distortion due to the voltages it presents to various tube electrodes not being in precisely the correct phase relationship to achieve the intended operational mode. But these distortions are actually generated by the tubes and their non-linearity rather than by the pure reactive effects introduced by the transformer.

But because circuits eliminating transformers would eliminate these effects, it may be argued that the transformer is responsible for the effect. However, we have not yet seen an Ultra-Linear circuit for a direct-coupled output that does not use a transformer.

As the earlier article on transformer distortion showed, there are two contributing elements to the way a transformer can cause distortion: (a) due to the non-linearity of its magnetizing current directly; and (b) due to the inductive loading of the magnetizing current in addition to the amplifier normal output load. This is illustrated in Fig. 8. Here it is assumed that the source resistance presented by the amplifier is relatively low, so that, provided the amplifier can deliver the additional current required for saturation magnetizing current, no appreciable distortion is produced.

When the transformer alone is con-

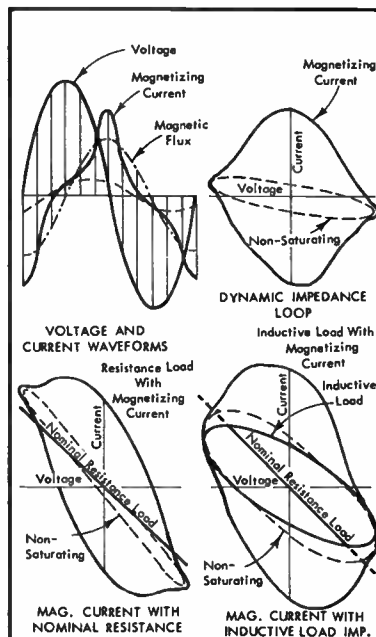


Fig. 8. Showing how the additional load of the output transformer magnetizing current, at saturation, combines with normal loads to produce variable distortion or restriction of maximum output.

## From any Point of View, more Experts choose ACRO-SOUND ULTRA-LINEAR II 60 watt amplifier



**DESIGN** The combination of patented ULTRA-LINEAR circuitry—plus new HYBRID FEEDBACK principle—VARIABLE DAMPING control, and ULTRA STABILITY, represents a new high in the art of amplifier design... an example of ACRO-SOUND'S latest achievement in AMERICAN Know-How. This superiority of design now enables anyone with or without any previous knowledge of electronics to assemble for himself or herself... (yes! it's that easy!)... the finest of amplifiers and at a most reasonable cost, in only two hours!



**PERFORMANCE** By listening test, or by instruments... second to none in clarity of frequency response. Normal level distortion is virtually unmeasurable—IM 1% or less at 50 watts, 120 watts peak. Completely stable... unaffected by loads, perfect square waves.



**QUALITY** Every part going into the assembly of critical and even non-critical circuitry is tested and checked to allow no more than  $\pm 1/4\%$  variation from ACRO-SOUND'S standards. Specialized test equipment unavailable commercially was designed in ACRO-SOUND'S laboratories to achieve this result. Every printed circuit board is placed in trial operation on a laboratory amplifier. Output tubes are matched by trial and double checked.



**COMPONENTS** ACRO'S newest TO-600 output transformer with special hybrid winding—separates functions of output circuit and feedback circuit. Heavy duty, completely assembled, and thoroughly tested, printed circuit board assures uniformity of performance. Low distortion EL34 output tubes are operated well within their ratings ensuring long tube life and optimum performance.

**PRICE** In preassembled kit form so that you may save money, learn while doing, and have the proud satisfaction you built the best for only \$79.50 net... or if you feel you would prefer it laboratory assembled it still represents a bargain at \$109.50 net.

**HEAR IT AT YOUR DEALER NOW!**

BE READY FOR ACRO-SOUND DISTORTIONLESS PRE-AMP DESIGNED FOR THE STEREO PHILE

Experts know why ACRO is best! Others... Learn why! Write to

**ACRO PRODUCTS**  
369 SHURS LANE  
PHILA. 28, PA.

for Stereo

One of the most reassuring sights you can see on the front of a loudspeaker system is the KLH emblem. It is the symbol of a patient search for extremely high quality.



RESEARCH AND DEVELOPMENT CORPORATION

30 Cross Street - Cambridge, Mass. ADDRESS DEPT. W-119 FOR COMPLETE INFORMATION ABOUT THE MODEL SIX

The results of this search are evident in each KLH product.

ected to the output, the saturation current is not in excess of that available from the amplifier's output and consequently the output voltage is relatively undistorted at this point.

When the nominal resistance load is connected, the additional current swing required to produce the saturating magnetizing current is still not very much greater.

But when the load applied to the amplifier becomes inductive, as it usually is when an amplifier is supplying a dynamic loudspeaker at a frequency below its fundamental resonance, then the two inductive effects add to produce an excessive current demand on the amplifier. Then the undistorted output is severely restricted due to the magnetizing current demand of the output transformer, and distortion sets in "early."

Mr. Fixit

So far we have discussed amplifiers without the addition of feedback, but some of the work we have gone through provides the basis for what happens when feedback is added to the amplifier.

Taking the matters we have discussed in sequence, the first thing we consider is the effect of feedback on the over-all transfer characteristic. Examining this externally on the 'scope it is immediately noticeable that feedback linearizes the curvature of the transfer characteristic approximately in proportion to the amount of feedback applied, which complies well with theory. But when we take a look inside the feedback loop, we find that all may not be as well as the simple transfer characteristic might lead us to believe.

Feedback operates to utilize the transfer characteristic against itself, so to speak, in the cancellation of distortion. The output of the amplifier is applied back to the input again to be reamplified in opposite phase. This means that most of the harmonics or other components present will be neutralized, or considerably reduced, due to the feedback action. But the multiplication of harmonic products that occurs in successive stages with similar order distortion but in opposite phase will also occur with feedback.

So, if a two-stage amplifier produces harmonics up to the ninth and has feedback applied over-all to reduce these harmonics, this will extend the converging series on out to the 81st harmonic. True it will converge much more rapidly because the feedback is present and consequently the measurable distortion, either by harmonic or IM test, will be almost infinitesimally small.

But now we come to some other factors that we may have overlooked so far. These are the possible combinations on program material. Either of the test signals utilized a simple sine wave or combination of sine waves which operates the amplifier in its phase-shift-less region. The presence of phase shifts in the fed back signal can result in failure to cancel or even in additive production of spurious components. Continuing this by using a complexity of audio frequencies such as occurs in program material we may well end up with a wide range of extremely low-level spurious components, that gives the amplifier the familiar rough sound often noticed in feedback amplifiers.

The phase shift that may give rise to this can be due to the fact that the load applied is not purely resistive. This is especially likely to occur in a pentode-type amplifier because the plate resistance is a much higher value than the load resistance or impedance. Consequently, the phase of the fed back signal will have the same phase as the impedance of the load, being fed from a constant-current source. True, the feedback tends to make the whole thing look like a constant voltage source, but not before the loop gain phase has been shifted by the impedance of the load.

This means that any of these spurious components occurring will not be canceled to the same extent that is measurable with a pure resistance load.

Further than this, the amplifier may have a variable degree of peaking in its over-all or loop-gain response either at the top end of the audible range or beyond it. This will fluctuate with position on the transfer characteristic in the mid-band range due to wide excursion

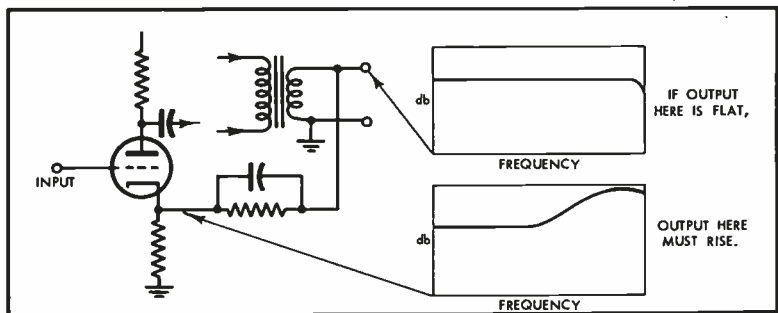


Fig. 9. Why the use of a "phase compensating" capacitor across the feedback resistor may be considered an inherently bad feature.

movement of the Fifth Symphony (same key) in spirit, are not so happily treated. For them, again, I recommend among recent recordings the LP by Andor Foldes mentioned above (Decca DL 9964). Where Matthews excels in the lyric, Foldes triumphs in the steely, intense Beethoven.

It seems to me to have been a mistake, though perhaps unavoidable, to put the C Minor Variations in all their impetuosity right before the gentle F Major set on one side of this disc. The effect is to downgrade the F major music, which is much too relaxed to follow so suddenly after the violent C Minor. They just don't match, this way. Better to have put them the other way around, I'd say, even at the risk of inner-groove trouble with the loud ending of the C Minor set. (That's undoubtedly why Vanguard chose this arrangement—but it doesn't help in the listening.)

If you know the "Eroica" Symphony and have never heard the Variations of the same name, you're in for a revelation. These piano Variations were the mould for the last movement of the Symphony, which came later and was built directly upon them. The Symphony is bigger and better, but the piano Variations are not far behind and the comparison between the two, with the same theme and a very similar sequence of musical ideas, is a fascinating listening experience.

The Variations in turn were based on the famous tune that had appeared still earlier in Beethoven's "Prometheus" ballet music. The proper term should be the "Prometheus" Variations—the Symphony hadn't yet been written. The tune also appears as a Beethoven contradance, one of a series of little country dances, Viennese style. **ZE**

## MIXER

(from page 32)

be made by the experimenter, especially if attempting to economize by raiding the junk box collection of parts and tubes. A little study of the tube manuals will indicate similar types although a few suggestions follow—not always best choices, but capable of giving satisfactory services. For the mike preamp tubes, 12AT7's, 12AU7's, 12AX7's instead of the quieter and costlier 12AY7's may be used with varying gains. The same type tubes may be used in the mixer stages, and here the effective gain is far below the rated maximum, but this stage is mainly used for mixing, not amplification. A less microphonic 1612 may be used instead of the 6L7, although at the high signal level here, no trouble was encountered. A pentode such as a 6SJ7 may replace the 6SF5, with a gain-reducing network of resistors at its input. A 6AL7 or crystal diodes should work well instead of the 6H6. The 6SN7 and 6C4 could be replaced by numerous double and single triodes such as 6J6, 6C5, 6J5; or where more gain is needed, 6SC7, 6SL7, or 6SF5. Power rectifier substitutes are too numerous to mention—check with the tube manuals. The mixer shown draws around 30 milliamperes, at the plate supply voltages shown, but would draw somewhat more higher plate supply. Cathode and plate resistors will differ from ones used in our mixer, with these different tubes. Figure 11 shows the schematic of the power supply, and Fig. 12 shows its physical layout.

# STEREO DEMANDED IT!

## TANNOY ENGINEERED IT!

### THE NEW "MONITOR" DUAL CONCENTRIC

(the most advanced co-axial to date)

INCORPORATING



"MONITOR"  
12" AND 15"

★ New revolutionary magnetic shunt circuit increasing useful low frequency flux by more than 20%.

★ Unique treatment of low frequency diaphragm surround providing improved response and stability.

★ New acoustic balance cavity improving high frequency response, reducing distortion.


Tannoy engineers have produced a speaker of unsurpassed quality, already being used as a 'Monitor' by world wide recording, radio, and television companies. The extended range and increased efficiency of the low frequency unit make it ideal for use in relatively small enclosures, whilst still maintaining the "presence" of unrestricted sound. This, combined with the fully integrated sound source of the 'Monitor' Dual Concentric makes it especially suitable for stereophonic reproduction.

### WRITE FOR DETAILS

TANNOY (CANADA) LTD.,  
36 WELLINGTON ST. EAST, TORONTO, ONT.

CIRCLE 75A

TANNOY (AMERICA) LTD.,  
BOX 177, EAST NORWICH, L. I., N. Y.



why  
professionals  
choose

the **Roberts**  
STEREO RECORDER

\$349<sup>50</sup>

Sound engineers select the Roberts because its recording and playback features fulfill the highest standards of professional performance. Precision elements that make for smooth, controlled operation are Roberts calibrated V.U. meter, exclusive, new MULTI-RASE HEAD (for full track erase in stereo recording) and hysteresis synchronous motor. Responding faithfully from 40 to 15,000 CPS, the Roberts satisfies discriminating audiophiles in their most exacting listening and recording needs.

**ROBERTS ELECTRONICS Inc.**  
1028 N. La Brea Avenue, Hollywood 38, California

CIRCLE 75B

**NOW! RECORD IN STEREO**

**ROBERTS MATCHING  
RECORDING AMPLIFIER**

PROVIDES IDEAL SECOND CHANNEL  
PLAYBACK AND RECORD.  
COMPLETE WITH ROBERTS  
RECORDER.....

\$499<sup>00</sup>

# SAVE 25%

This is our

## GROUP SUBSCRIPTION PLAN

Now you, your friends and co-workers can save \$1.00 on each subscription to **AUDIO**. If you send 6 or more subscriptions for the U.S., Possessions and Canada, they will cost each subscriber \$3.00 each, 1/4 less than the regular one year subscription price. Present subscriptions may be renewed or extended as part of a group. Remittance to accompany orders.

**AUDIO** is still the only publication devoted entirely to

- Audio
- Broadcasting equipment
- Acoustics
- Home music systems
- Recording
- PA systems
- Record Reviews

(Please print)

Name .....

Address .....

New  Renewal .....

Name .....

Address .....

New  Renewal .....

Name .....

Address .....

New  Renewal .....

Name .....

Address .....

New  Renewal .....

Name .....

Address .....

New  Renewal .....

Name .....

Address .....


New  Renewal .....

U. S., Possessions, and Canada only

**RADIO MAGAZINES, INC.**

P. O. Box 629, Mineola, N. Y.

Fig. 12. Heater and plate supplies are built on a long chassis to fit under the top panel, as shown in Fig. 8.



For six channels instead of eight, change the mixer cathode bias resistor,  $R_{34}$ , to 1500 ohms, and the plate resistor,  $R_{78}$ , to about 33,000 ohms. For four channels, these should be about 1800 and 47,000 ohms respectively. Additional series resistance should be inserted in the d.c. heater supply—approximately 85 ohms for each 12-volt tube left out. Calculate the voltage drop across the series resistor and multiply by 0.15 to find the wattage dissipated. The heater supply choke could be replaced with the dropping resistor. The ripple in 96 volts of supply used here is only 0.25 volt. Slight lowering of hum is sometimes obtained by adding a 20  $\mu$ f. 150-volt capacitor from each heater to ground, but we left these out, as the preamp stages were sufficiently hum-free.

Many of the filter capacitors in the plate power supply and decoupling filters could be reduced in capacitance if desired, although it is best to use the largest practical as they sometimes lose some capacitance in aging.

With care in construction, especially in modifying for individual applications, this mixer can be a worthwhile and often indispensable addition to the recording enthusiast's equipment or to round out the facilities of a small studio. Since few tape recorders have controls for elaborate mixing, a mixer like this would be invaluable to high school and college dramatic groups, advanced home movie makers, and others engaged in serious audio work. Connected to a good power amplifier, it would give the public address operator unusual control of many inputs for quality sound coverage and versatile musical entertainment.

Figures 13 to 15 show parts placement to aid anyone who wishes to duplicate this unit. While parts placement is not extremely critical, some care should be exercised to keep leads short and to avoid capacitive coupling between stages.

Although it could be permanently built into a control desk, in its present form it is small enough to be portable, yet no apologies need be made for its appearance.

## PARTS LIST

### Mixer Amplifier

$R_1$	6.8 ohms, 1/2 watt
$R_{11}, R_{31}, R_{32}, R_{111}, R_{161}$	
$R_{19}, R_{15}, R_{169}$	
$R_{145}, R_{185}, R_{153}$	470k ohms, 1/2 watt
$R_{31}, R_{61}, R_{101}, R_{131}, R_{171}$	
$R_{305}, R_{315}, R_{375}, R_{318}$	3300 ohms, 1/2 watt
$R_{41}, R_{71}, R_{111}, R_{113}, R_{185}$	
$R_{215}, R_{235}, R_{185}$	
$R_{205}, R_{16}$	100k ohms, 1/2 watt
$R_{21}, R_{11}, R_{112}, R_{205}$	
$R_{305}, R_{317}, R_{217}$	500k ohms, audio taper potentiometer
$R_{255}, R_{257}, R_{21}$	
$R_{317}, R_{10}$	1000 ohms, 1/2 watt
$R_{37}$	1 megohm, 1/2 watt
$R_{207}, R_{117}, R_{10}$	33,000 ohms, 1/2 watt
$R_{12}$	150k ohms, 1/2 watt
$R_{13}$	270k ohms, 1/2 watt
$R_{15}$	2200 ohms, 1/2 watt
$R_{17}$	1 megohm, audio taper potentiometer
$R_{107}, R_{12}$	5600 ohms, 1/2 watt
$R_{12}$	47,000 ohms, 1/2 watt
$R_{16}$	1000 ohms, 1 watt
$R_{277}, R_{285}, R_{29}$	10,000 ohms, 1 watt
$R_{20}$	200 ohms, wirewound potentiometer (hum balance)
$R_{77}$	250k ohms, linear potentiometer (61.7 bias)
$R_{78}$	15,000 ohms, 2 watts
$C_{11}, C_{21}, C_{22}, C_{23}, C_{23}$	
$C_{100}, C_{135}, C_{11}$	.01 $\mu$ f, 400 volts, paper (if power transformer supplies higher voltage than specified, use 600-volt capacitors throughout)
$C_{21}, C_{21}, C_{27}, C_{29}, C_{117}$	
$C_{177}, C_{165}, C_{165}, C_{177}$	
$C_{225}, C_{275}, C_{295}, C_{31}$	10 $\mu$ f (or more), 25 volts, electrolytic
$C_{110}, C_{129}, C_{207}, C_{235}$	
$C_{137}, C_{157}, C_{16}$	.05 $\mu$ f, 400 volts, paper
$C_{165}, C_{25}$	0.1 $\mu$ f, 400 volts, paper



Fig. 13. Rear view of chassis showing audio chassis connectors, with output at left. Switches over four mike inputs at right are intended for input level matching.




Fig. 14. Closeup of sponge-rubber shock mounts for preamp and mixer tube sockets.

$C_{17}, C_{18}, C_{19}$	.024 $\mu$ f, 400 volts, paper
$C_{10}$	0.5 $\mu$ f, 200 volts, paper
$C_{20}, C_{21}, C_{22}, C_{23}$	20 $\mu$ f, 450 volts, electrolytic
$T_1$	Midget output transformer, universal type
<i>Rect.</i>	Conant Instrument rectifier, HS type
<i>M</i>	0-1 milliammeter
$J_1$	Phone jack
$S_1$	Mike-film slide switch, spdt
$S_2$	Expand-compress switch, toggle, dpdt
<b>Power Supply</b>	
$T_2$	Power transformer: 115-v. primary; secondary—470 v. c.t., 40 ma; 5 v. 2 a.; 6.3 v. 2 a. (Stancor PM8401 or equivalent)
$T_3$	Isolation transformer, 115/115 v., 35 volt-ampere (Triad N51-X or equivalent)
$S_3$	Slide switch, spst, on top panel

$CH_1$	2.3 H, 150 ma (minimum), 60 ohms or less (Stancor C2304 or equivalent)
$CH_2$	8.5 H, 50 ma (minimum), 400 ohms. (Stancor C1279 or equivalent)
$C_{10}, C_{11}$ $C_{12}, C_{13}, C_{14}$	.01 $\mu$ f, 600 volts, paper 40 $\mu$ f, 450 volts, electrolytic
$C_{15}, C_{16}$	40 $\mu$ f (minimum), 150 volts, electrolytic
$R_{61}$	1000 ohms, 2 watts
$R_{62}$	5 ohms, 2 watts
$R_{63}$	200 ohms, 25 watts, wirewound, adjustable
<i>Rect.</i>	Selenium rectifier, 150 ma, 150 volts.
Power plug	Cinch-Jones P306AB male, chassis mount
Power socket	Cinch-Jones S306CCT, female, cable type

**Tone Control Circuit**

$R_{64}$	500k ohms, audio taper potentiometer
$R_{65}$	5600 ohms, 1/2 watt
$R_{66}$	47,000 ohms, 1/2 watt
$R_{67}, R_{70}$	22,000 ohms, 1/2 watt
$R_{68}$	220k ohms, 1/2 watt
$R_{69}$	1000 ohms, 1/2 watt
$R_{71}$	470k ohms, 1/2 watt
$(R_{72}, R_{73}),$ $(R_{74}, R_{75})$	Thordarson dual tone control, R1068X, (2 required)

$CH_3$	Thordarson tone control choke, 20C74
$C_{17}$	10 $\mu$ f, 25 volts, electrolytic
$C_{18}, C_{19}$	.05 $\mu$ f, 400 volts, paper
$C_{15}$	1 $\mu$ f, 200 volts, paper
$C_{16}$	.04 $\mu$ f, 400 volts, paper
$C_{20}$	.01 $\mu$ f, 400 volts, paper
$C_{21}$	20 $\mu$ f, 450 volts electrolytic

Æ




Fig. 15. Under side of chassis showing arrangement of components made to facilitate servicing. Terminal strips hold components in place.



**MONARCH**  
of stereo cartridges:

**ESL Gyro/Jewel**

The only stereo cartridge approved by the High Fidelity Consumer's Bureau of Standards. This true electrodynamic pickup is years ahead in performance. Insist on the ESL C-100 Series at only \$69.95.



FOR LISTENING AT ITS BEST

**Electro-Sonic**  
Laboratories, Inc.

Dept A-35-54 36th St • Long Island City 6, N.Y.

PS: You'll want the new ESL Gyro/balance stereo arm that makes all cartridges sound better! Only \$34.95.

CIRCLE 77A

WIDE LATITUDE  
**SONORAMIC**  
RECORDING TAPE

**THE CASE FOR BETTER SOUND**

Why settle for ordinary tape when Sonoramic gives you so many exclusive extras—brilliant reproduction, permanent plastic container, 3-way indexing system with pressure sensitive labels and V-slot self threading Selection Finder reel.

ON WALL FOR QUICK ACCESS

STORES LIKE PREVIOUS BOOKS

**FREE** Tape-time ruler. Gives you footage and recording time on reel. Write Dept. AD

**Electro-dynamics CORPORATION,**  
LODI, NEW JERSEY

CIRCLE 77B


# the AUDIO bookshelf

A convenient service to AUDIO readers. Order your books leisurely by mail—save time and travel, we pay the postage.

## IMPORTANT ANNOUNCEMENT Bound Volume of AUDIO Magazine Jan.-Dec. 1958 is ready for delivery.

A full year of AUDIO durably preserved in a handsome binding for quick, easy reference at all times. *Only a limited number will be made available—so, be sure to order your copy now!*

No. 121 1958 Bound Volume of AUDIO \$10 Postpaid.  
SHIPPED SAME DAY WE RECEIVE ORDER!



### No. 110 HANDBOOK OF SOUND REPRODUCTION

by Edgar M. Villchur  
Right up to date, a complete course on sound reproduction. Covers everything from the basic elements to individual chapters of each of the important components of a high fidelity system. \$6.50 Postpaid.

NEW!


### No. 120 THE 4th AUDIO ANTHOLOGY \$2.95 Postpaid

This is the biggest Audio Anthology ever! Contains a wealth of essential high fidelity know-how in 144 pages of complete articles by world-famous authors.



### No. 115 McPROUD HIGH FIDELITY OMNIBOOK

Prepared and edited by C. G. McProud, publisher of Audio and noted authority and pioneer in the field of high fidelity. Contains a wealth of ideas, how to's, what to's and when to's, written so plainly that both engineer and layman can appreciate its valuable context. Covers planning, problems with decoration, cabinets and building hi-fi furniture. A perfect guide. \$2.50 Postpaid.



### No. 112 TAPE RECORDERS AND TAPE RECORDING

by Harold D. Weiler  
A complete book on home recording by the author of *High Fidelity Simplified*. Easy to read and learn the techniques required for professional results with home recorders. Covers room acoustics, microphone techniques, sound effects, editing and splicing, etc. Invaluable to recording enthusiasts.


Paper Cover \$2.95 Postpaid.

NEW!

### No. 119 HIGH FIDELITY AND THE MUSIC LOVER

by Edward Tatnall Canby

An up-to-the-minute guide that shows you how to get the best out of your hi-fi records and tape recorder. Mr. Canby discusses in detail the speaker, the amplifier, the radio tuner, the record player and the tape recorder. He shows you how to save time and money, and get the hi-fi equipment that suits your particular needs. Illustrated with line drawings. \$4.95



No. 118

NEW! How-to Book on Hi-Fi Repair

### CARE AND REPAIR OF HI-FI—Volume I by Leonard Feldman

Latest information on hi-fi components for efficient repair and maintenance. Complete, down-to-earth information that is not punctuated with complicated mathematics. Helpful to the hi-fi enthusiast technician or engineer, this first volume includes many important features: Example schematics with tube layouts, descriptive illustrations and hook up diagrams, buyers' guide. 156 pages profusely illustrated. \$2.50 Postpaid.



## AUDIO Bookshelf RADIO MAGAZINES, INC., Dept. A P.O. Box 629, Mineola, New York

Please send me the books I have circled below. I am enclosing the full remittance of \$.....(No. C.O.D.)

All U.S.A. and CANADIAN orders shipped postpaid. Add 50¢ for Foreign orders (sent at buyer's risk).

BOOKS: 110, 112, 115, 118, 119, 120, 121

NAME \_\_\_\_\_

ADDRESS \_\_\_\_\_

CITY \_\_\_\_\_ ZONE \_\_\_\_\_ STATE \_\_\_\_\_



## PROFESSIONAL DIRECTORY

the more you know about hi-fi  
... the more you'll enjoy it  
**RIDER HI-FI LIBRARY**

**FUNDAMENTALS OF HIGH FIDELITY** by Herman Burstein. How to select the best hi-fi equipment for the money you have to spend—how to achieve the best performance and realize the most pleasure from your equipment. #226, \$2.95

**STEREOPHONIC SOUND** by Norman H. Crowhurst. Saves you hundreds of dollars in selecting your stereo system. #209, \$2.25

**HIGH FIDELITY SIMPLIFIED (3rd Edition)** by Harold D. Weiler. Answers all questions about tuners, changers, amplifiers, tape recorders, speakers, etc. #142, \$2.50

**REPAIRING HI-FI SYSTEMS** by David Fidelman. Save money! Deals with finding and repairing the troubles. #205, \$3.90

**HI-FI LOUSPEAKERS & ENCLOSURES** by Abraham B. Cohen. Answers all questions on loudspeakers and enclosures, design, cross-over networks, etc. #176, Marco cover, \$4.60; #176-H cloth bound, \$5.50

**GUIDE TO AUDIO REPRODUCTION** by David Fidelman. Covers design, assembly and testing of sound reproduction systems and components. #148, \$3.50

**HOW TO SELECT & USE YOUR TAPE RECORDER** by D. Mark. Saves money for tape recorder users and prospective buyers. #179, \$2.95 at bookstores, or order direct: A-4

JOHN F. RIDER Publisher, Inc.  
116 West 14th Street, N. Y. 11, N. Y.

Circle 81C

## HIGH-FIDELITY HOUSE

Most complete stock of Audio

components in the West

Phone: RYan 1-8171

536 S. Fair Oaks, Pasadena 1, Calif.

Circle 81D



### ANTENNAE

Get more FM stations with the world's most powerful FM Yagi Antenna systems.



Send 25¢ for booklet "Thema And Variations" containing FM Station Directory.

**APPARATUS DEVELOPMENT CO.**

Wethersfield 9, Connecticut

Circle 81E

**LOOK**  
no further . . . If you're searching for hi-fi savings. Write us your requirements now. Key Electronics Company 120-K Liberty St., N.Y. & N.Y. EV 4-6071

Circle 81F

**CANADA**  
High Fidelity Equipment  
Complete Lines • Complete Service  
Hi-Fi Records — Components and Accessories

**ELECTRO-VOICE**  
SOUND SYSTEMS  
126 DUNDAS ST. WEST, TORONTO, CANADA

Circle 81G

AUDIO • APRIL, 1959

## Industry Notes...

**M.R.I.A. MEETING.** In a meeting held in Chicago specifically to raise funds for promoting the use of magnetic tape recording, the **Magnetic Recording Industry Association** digressed long enough to make a policy decision on the subject of reel-to-reel vs. cartridge recording equipment. General theme of the decision was that the industry should concentrate on the former and forget about cartridge equipment for the time being. A prime problem facing the industry, it was stated, is to reassure dealers who have lost confidence in reel-to-reel machines in the face of premature cartridge promotion. Irving Rossman, president of the Association, who is also president of Pentron Corporation, stated that his company would not introduce a cartridge-type recorder until RCA had marketed one. Previously Pentron had said that it would use the RCA-developed cartridge. So far RCA has not announced a specific date for commercial introduction of its cartridge recorder, although it has been shown at a number of trade exhibitions.

**BRITISH STEREO CONVENTION.** March 19 and 20 were the dates of a stereophonic sound convention held in London by the **Institution of Electrical Engineers**. The problem of adding "dimension" to other factors creating a high quality sound image were discussed. Stereo tape, disc recording, broadcasting techniques, and psycho-acoustic considerations were dealt with in separate sessions.

**AMPEX STOCK OFFER.** Stockholders of **Amplex Corporation** will be offered rights to subscribe to additional common stock. Directors have approved the issuance of rights to holders of record April 1 to subscribe to additional common stock at the rate of one new share for each ten now held. Offering price had not been determined at time of publication. Proceeds from the offering will be used for general corporate purposes and are not earmarked for any special project.

**THREE HI-FI SHOWS.** In the face of two days of heavy rains, the **San Francisco Hi-Fi Music Show**, held this year in the famed Cow Palace, drew a paid attendance of 24,000, compared with 13,000 at last year's event held in the Whitcomb Hotel. Interest of the general public was heightened by a 44-page special stereo section in the Chronicle and a 16-page section in the Examiner promoting the event.

With an exceptionally high percentage of women in attendance, the 1959 **Los Angeles High Fidelity Show** opened in the Hotel Biltmore with 94 manufacturers displaying their equipment in 111 show-rooms. Factory representatives who were there primarily to discuss such mundane items as frequency response, distortion, and the like, found themselves deeply involved in discourses on wood finishes, styling and other subjects which milady finds so fascinating about high fidelity.

Crowds were so intense at the annual Washington, D. C. **Hi-Fi Festival**, held in the Shoreham Hotel, that ticket sales had to be halted several times due to overcrowding. By far the most successful of the five festivals held there to date, it played host to 300 high fidelity exhibits. The show was opened by Vice-President Richard Nixon in the presence of several hundred guests, including dignitaries from more than 20 foreign countries.

## LETTERS

(from page 6)

Assume identical suspension linearity and equal final system resonances. Hence the speaker in the small box is more compliant. Distortion from the small box might well be less since the total elastic restraint which it sees is to a larger extent due to a linear air-spring. If one box is vented the distortion question becomes one of balance between small cone movement with mechanical suspension vs. larger cone movement with air suspension. This question must be decided on the merits of the particular systems involved.

GEORGE O. ADKISSON,  
306-1 Third St.,  
Fort Leavenworth, Kansas

# TELADI CONDENSER MICROPHONES

\$225.00 complete with power supply & all cables

TE  
TELADI  
DI

Newest Condenser Microphone receives praise from professional users!

The TELADI Condenser Microphone from West Germany was recently introduced to the American Market and because of its unusually smooth and wide-range response, its variable output and other exclusive features, it has already gained a reputation for top performance . . . and yet it costs only about half as much as other similar microphones.

Typical comments we have received:

"I've been using two TELADI microphones with a Tandberg stereo recorder to make professional recordings of Choral groups and legitimate pipe organs. The results have been outstanding . . . the extreme low frequency range, such as the pedal tones of the pipe organ, are unsurpassed."

"We are using the TELADI to broadcast and record live musical programs on our FM station . . . which covers a wide variety of material. We have received many fine comments on the clean crisp sound of our live shows for which the TELADI is responsible."

Send for full particulars and name of your nearest dealer.

A Precision Product of Western Germany  
Sole Importers for the United States

**DURANT**  
SOUND COMPANY  
80 W. 55 St. New York, N. Y.  
Circle 81A

**GOOD SOUND IS A SOUND INVESTMENT**


Cap's "Quotes" late news bulletins on hi fi and stereo. Write for free mailing.

**kierulff**  
SOUND CORPORATION  
830 W. OLYMPIC BLVD., LOS ANGELES 15, CALIF.

Circle 81B

81

*New! Years Ahead!*



Use it as a Binaural-Stereophonic FM-AM tuner  
Use it as a Dual-Monaural FM-AM inner  
Use it as a straight Monaural FM or AM inner



**KT-500 IN KIT**  
**74.50 FORM**  
ONLY 7.45 DOWN  
7.50 MONTHLY

More than a year of research, planning and engineering went into the making of the Lafayette Stereo Tuner. Its unique flexibility permits the reception of binaural broadcasting (simultaneous transmission on both FM and AM), the independent operation of both the FM and AM sections at the same time, and the ordinary reception of either FM or AM. The AM and FM sections are separately tuned, each with a separate 3-song tuning condenser, separate flywheel tuning and separate volume control for proper balancing when used for binaural programs. Simplified accurate knife-edge tuning is provided by magic eye which operates independently on FM and AM. Automatic frequency control "locks in" FM signal permanently. Aside from its unique flexibility, this is, above all else, a quality high-fidelity tuner incorporating features found exclusively in the highest priced tuners.

FM specifications include grounded-grid triode low noise front end with triode mixer, double-tuned dual limiters with Foster-Sewer discriminator, less than 1% harmonic distortion, frequency response 20-20,000 cps  $\pm$  1/2 db, full 200 kc bandwidth and sensitivity of 2 microvolts for 30 db quieting with full limiting at one microvolt. AM specifications include 3 stages of AVC, 10 kc whistle filter, built-in ferrite loop antenna, less than 1% harmonic distortion, sensitivity of 5 microvolts, 8 kc bandwidth and frequency response 20-5000 cps  $\pm$  3 db.

The 3 controls of the KT-500 are FM Volume, AM Volume, FM Tuning, AM Tuning and 5-position Function Selector Switch. Tastefully styled with gold-brass escutcheon having dark maroon background matching matching metal cover and inserts. The Lafayette Stereo Tuner was designed with the builder in mind. Two separate printed circuit boards make construction and wiring simple, even for such a complex unit. Complete kit includes all parts and metal cover, a step-by-step instruction manual, schematic and pictorial diagrams. Size is 13 3/4" W x 10 7/8" D x 4 1/2" H. Shpg. wt. [22] lbs.

**KT-500** .....Net **74.50**  
**LT-50** Some as above, completely factory wired and tested...Net **124.50**

## LAFAYETTE STEREO TUNER KIT

THE MOST FLEXIBLE TUNER EVER DESIGNED

- Multiflex Output for New Stereo FM
- 11 Tubes (including 4 dual-purpose) + Tuning Eye + Selenium rectifier Provide 17 Tube Performance
- 10KC Whistle Filter • Pre-aligned IF's
- Tuned Cascade FM • 12 Tuned Circuits
- Dual Cathode Follower Output
- Separately Tuned FM and AM Sections
- Armstrong Circuit with FM/AMC and AFC Defeat
- Dual Double-Tuned Transformer Coupled Limiters.

## ADVERTISING INDEX

Acoustic Research, Inc. ....	67
Acro Products .....	62, 69
Allied Radio Corp. ....	79
Altec Lansing Corporation .....	14
American Concertone .....	63
Amperex Electronic Corp. ....	73
Apparatus Development Corporation ...	81
Arkay .....	74
Audio Bookshelf .....	78
Audio Fidelity, Inc. ....	52, 53, 57, 59
Audiogersh Corp. ....	6
Barker Sales Company .....	54
Belden Manufacturing Company .....	43
Bell Telephone Laboratories .....	18
Blonder-Tongue Laboratories, Inc. ....	5
Bogen-Presto Company .....	47
British Industries Corporation	..... facing p. 1, 3, 30, 31, 71
Classified .....	80
Cosmos Industries, Inc. ....	15
Durant Sound Company .....	81
Dynaco, Inc. ....	58
EICO .....	11
Electronic Organ Arts, Inc. ....	79
Electro-Sonic Laboratories .....	77
Electro-Voice, Inc. ....	Cov. IV
Electro-Voice Sound Systems .....	81
Ercona Corporation .....	79, 80
Ferrodynamics Corporation .....	77
Fisher Radio Corporation .....	39, 44, 45
Fukuin Electric (Pioneer) .....	72
Gotham Audio Sales Co., Inc. ....	68
Grado Laboratories .....	12
Heath Company .....	7-9
High Fidelity House .....	81
JansZen Loudspeakers .....	51
Key Electronics .....	81
Kierulff Sound Corporation .....	81
KLH Research & Development Corporation	70
Lafayette Radio .....	82
Lansing, James B. Sound, Inc. ....	29
Leonard Radio, Inc. ....	72
Neshaminy Electronic Corp. ....	51
North American Philips Co., Inc. ....	55
Omega Disk .....	79
Oradio Industries, Inc. ....	4
Patridge Transformers .....	68
Pickering & Company .....	17
Pilot Radio Corporation .....	49
Professional Directory .....	81
R & A .....	79
Radio Corporation of America .....	Cov. II
Reeves Soundcraft Corp. ....	13
Reslo .....	80
Rider, John F., Publisher .....	81
Roberts Electronics Inc. ....	75
Scott, H. H. ....	65
Sherwood Electronics Laboratories .....	1
Sonocraft Corporation .....	71
Stromberg-Carlson, A Division of	..... General Dynamics Corporation ... 60, 61
Superscope, Inc., Stereorecorder Division ..	66
Tannoy .....	75
Tung-Sol .....	2
United Audio Products .....	33, 34
University Loudspeakers, Inc. ....	Cov. III
Viking of Minneapolis, Inc. ....	37
Weathers Industries, Inc. ....	41

## NEW! LAFAYETTE PROFESSIONAL STEREO MASTER AUDIO CONTROL CENTER

Solves Every Stereo/Monaural Control Problem!



**KT-600**  
**79.50**  
ONLY 7.95 DOWN  
8.00 MONTHLY

**LA-600 WIRED**  
**134.50**

- UNIQUE STEREO & MONAURAL CONTROL FEATURES
- AMAZING NEW BRIDGE CIRCUITRY FOR VARIABLE 3d CHANNEL OUTPUT & CROSS-CHANNEL FEED
- PRECISE "NULL" BALANCING SYSTEM

A REVOLUTIONARY DEVELOPMENT IN STEREO HIGH FIDELITY. Provides such unusual features as a Bridge Control, for variable cross-channel signal feed for elimination of "ping-pong" (exaggerated separation) effects and for 3d channel output volume control for 3-speaker stereo systems; 3d channel output also serves for mixing stereo to produce excellent monaural recordings. Also has full input mixing of monaural program sources, special "null" stereo balancing and calibrating system (better than meters), 24 equalization positions, all-concentric controls, rumble and scratch filters, loudness switch. Clutch type volume controls for balancing or as 1 Master Volume Control. Has channel reverse, electronic phasing, input level controls. Sensitivity 1.75 millivolts for 1 volt out. Dual low-impedance outputs (plate followers), 1200 ohms. Response 10-25,000 cps  $\pm$  0.5 db. Less than .03% IM distortion. Uses 7 new 7025 noise dual triodes. Size 14" x 4 1/2" x 10 3/4". Shpg. wt., 16 lbs. Complete with printed circuit board, cage, profusely illustrated instructions, all necessary parts.

**LAFAYETTE KT-600** — Stereo Preamp/kit .. Net **79.50**  
**LA-600** Same as above, wired ..... Net **134.50**

- RESPONSE 10-25,000 CPS  $\pm$  0.5 DB
- 6 CONCENTRIC FRONT PANEL CONTROLS
- 4 CONCENTRIC REAR PANEL INPUT LEVEL CONTROLS
- 180° ELECTRONIC PHASE REVERSAL

## NEW! LAFAYETTE STEREO/MONAURAL BASIC POWER AMPLIFIER KIT



**KT-310**  
**47.50**  
ONLY 4.75 DOWN—  
5.00 MONTHLY

- 36-WATT STEREO AMPLIFIER-18-WATTS EACH CHANNEL
- FOR OPTIONAL USE AS 36-WATT MONAURAL AMPLIFIER
- EMPLOYS 4 NEW PREMIUM-TYPE 7189 OUTPUT TUBES
- 2 PRINTED CIRCUIT BOARDS FOR NEAT, SIMPLIFIED WIRING
- RESPONSE BETTER THAN 35-30,000 CPS  $\pm$  1/2 DB AT 18 WATTS
- LESS THAN 1% HARMONIC OR INTERMODULATION DISTORTION

A superbly-performing basic stereo amplifier, in easy-to-build kit form to save you lots of money and let you get into stereo now at minimum expense! Dual inputs are provided, each with individual volume control, and the unit may be used with a stereo preamplifier, for 2-18 watt stereo channels or, at the flick of a switch, as a fine 36-watt monaural amplifier — or, if desired, it may be used as separate monaural 18-watt amplifiers! CONTROLS include 2 input volume controls, channel Reverse switch (A-B-A), Monaural Stereo switch, DUAL OUTPUT IMPEDANCES are: 4, 8, 16 and 32 ohms (permitting parallel (monaural) operation of 2 speaker systems of up to 16 ohms. INPUT SENSITIVITY is 0.45 volts per channel for full output. TUBES are 2-6AN8, 4-7189; G2-34 rectifier. SIZE 9-3/16" d (10-9/16" with controls) x 5 1/4" x 13 1/4" w. Supplied complete with perforated metal case, all necessary parts and detailed instructions. Shpg. wt., 22 lbs.

**KT-310** Stereo Power Amplifier Kit .....Net **47.50**

*Lafayette Radio*

P. O. BOX 511  
JAMAICA 31, N. Y.

Dept. AD-9

Send FREE LAFAYETTE Catalog 590

CUT OUT AND PASTE ON POSTCARD

Name .....

Address .....

City..... Zone.... State.....





"...approaches the authenticity of concert hall performance," says famed violinist Mischa Elman about his TMS-2, shown with deflector doors opened for full stereo.

The TMS-2 marks the most significant loudspeaker achievement since the advent of popular stereo. Combining two complete multi-speaker systems in one compact en-

closure only 30" wide, it solves for the first time all the problems of placement, space limitations, decor and cost inherent in conventional stereo systems. Most important of all, the TMS-2 literally adds a third dimension to stereophonic sound... the perception of depth.


This is accomplished by its unique acoustic design that recreates multiple sound sources by utilizing the walls of the room similar to the way sound is transmitted in the concert hall. The bass emanates from the rear of the enclosure, the mid and treble ranges from the sides. Adjustable deflector doors increase or decrease the amount of stereo spread, as desired, according to the program material, room acoustics, etc.

The TMS-2 can be placed in a corner or anywhere along a wall, and since with this system there are no critical listening positions, any number of listeners can enjoy stereo from most anywhere in the room. Even with monophonic equipment and program material, the TMS-2 provides a

very pleasing stereo-like effect. It looks more like a piece of fine furniture than a speaker cabinet, and will harmonize with any decor—modern or traditional. (Full details in catalog—see below.) In Mahogany \$258, Blond or Walnut \$263, user net.



With deflector doors closed for monophonic use, the incredibly compact TMS-2 is only 30" wide, 25" high, 12½" deep.



# TMS-2\*

~~IN SHORT SUPPLY~~

**NOW BEING DELIVERED!**

We regret any delay you may have experienced in receiving your TMS-2 'Trimensional' system. The unprecedented consumer demand for this remarkable new stereo speaker system has sold out the initial production runs. But with our production facilities now trebled, these delays are rapidly being overcome. If your dealer cannot give you immediate delivery, please be patient.

~~HAVE BEEN~~

**YOUR**

**THANK YOU FOR YOUR PATIENCE.**

Other University approaches to stereo... for every space, budget and decor requirement



Leading Metropolitan Opera Star Leonard Warren converted to stereo easily and inexpensively... using a compact Stereoflex-2\* "add-on" speaker with his full-range "Troubadour" speaker system.

For those with a full-range monophonic system or planning to buy one now with an eye to stereo later, University offers three different "add-on" speakers. Choose the one that suits you best—for bookshelf, wall, or "litempole" installation—or as an end table.

\* Trade-mark. Patent Pending.



Discriminating music lovers may enjoy magnificent stereo by simply connecting two University "add-on" speakers to one dual-voice-coil woofer in a suitable enclosure.

This approach offers great versatility. The woofer may be installed wherever most convenient... either in a small, suitable enclosure, or concealed in a wall, closet, etc. The two "add-on" speakers can then be placed to provide optimum stereo reproduction without upsetting room decor.



Noted choral and orchestra conductor Fred Waring chose a pair of University RRL® Ultra Linear Response speakers for his system.

Two such identical speakers are an excellent stereo solution in rooms where they can be placed in reasonably symmetrical positions, far enough apart to provide sufficient stereo separation. All University systems are ideally suited for this purpose, because they are stereo-matched in production to within one decibel.



WHICH TO STEREO AND MONO PHONIC IS IDEAL FOR YOU?

Send for FREE Informative Guide to High Fidelity Stereo and Monophonic Speaker Systems and Components. Complete information on the TMS-2 and other stereo speaker systems... how to adapt your present system to stereo... how to choose a monophonic system now for most efficient conversion to stereo later... how to "do-it-yourself" economically, etc. See your dealer or write Desk R-12, University Loudspeakers, Inc., White Plains, N. Y.

\* Bass frequencies below 150 cycles do not contribute to the stereo effect.



the case of the stereo

**HUMMMMING BIRD**

or **MAGNETIC vs CERAMIC**

You may have been reading many controversial advertisements as to the merits of various stereo cartridges... namely, the magnetic version vs. the ceramic version. Qualified claims are made by their manufacturers... and most are accurate. But how a specific cartridge *sounds* in your stereo system is really the criterion. Let's consider the real facts:

.....: Audio Engineers agree that magnetic  
**IT'S A FACT!** .....: stereo cartridges are excellent, costly  
 ... but burdened with *hum*. Tests prove that the new Electro-Voice Magneramic cartridge is completely hum-free. No motor or line hum can possibly be introduced to mar soft record passages, because the Magneramic is *non-inductive*.

.....: The simpler the  
**IT'S AN ENGINEERING AXIOM!** .....: design of a precision product, the less chance there is of manufacturing defect. Magnetic stereo cartridges are far more complicated than the comparable Electro-Voice Magneramic stereo cartridge. With E-V, you are assured years of trouble-free, high fidelity stereo performance.

.....: When the Electro-Voice corps of  
**IT'S POSITIVE!** .....: 60 engineers began intensive scientific stereo studies, they had the choice of either designing a magnetic or a ceramic cartridge. Knowing that two of the most vital factors for true audio reproduction were lack-of-hum and trouble-free performance, they took the positive approach and produced a stereo cartridge incorporating simple elements permitting positive, stable control for uniform output.

And so, with the advent of stereo, Electro-Voice introduced an entirely new concept in ceramic cartridges... a true high-fidelity series...

**THE E-V MAGNERAMIC**



which will consistently outperform the best magnetics and do away with the "hummingbird" in your stereo system.

Choose the Magneramic... a new improved E-V stereo cartridge which plugs directly into magnetic inputs. See why it's the choice of so many FM stations for critical stereo broadcasts:

- ✓ NO HUM
- ✓ BEST CHANNEL SEPARATION  
Over 25 db isolation between channels
- ✓ HIGHEST COMPLIANCE  
Horizontal and vertical compliance equal to or surpasses the best magnetic cartridges
- ✓ WIDEST RANGE FREQUENCY RESPONSE  
Far in excess of any monaural (monophonic) or stereo record
- ✓ FLATTEST RESPONSE TO WESTREX 1A VELOCITY CURVE  
From 20 cps to beyond audibility
- ✓ HIGH 20 MILLIVOLTS OUTPUT  
All the voltage you need... and then some
- ✓ PROVEN SUPERIOR  
for conventional monophonic records as well as stereo records
- ✓ SOLD ON MONEY-BACK GUARANTEE  
We invite you to try an E-V Magneramic, with E-V's unqualified guarantee backed by over 30 years as a manufacturer.

Give the Magneramic a thorough listening test. If for any reason you aren't completely convinced of its superiority, your FRANCHISED Electro-Voice dealer is authorized to give you a full refund.

Step up to the excitement of stereo... step up to Electro-Voice Stereo... the industry's standard. Over a half-million in use, more than the total of all other stereo cartridges combined, attest to its acceptance as stereo's standard. Choose either the E-V Magneramic for magnetic inputs or the E-V Standard Stereo Cartridge for non-magnetic inputs.

21 MD with 0.7 Mil Diamond Stylus, net \$19.50; 26 MDST Turnover with 0.7 Mil Diamond Stylus, and 3-Mil Sapphire Stylus for 78 R.P.M.'s, net \$22.50; 21 MS with 0.7 Mil Sapphire Stylus, net \$9.90; 26 MST Turnover with 0.7 Mil Sapphire Stylus, and 3-Mil Sapphire Stylus for 78 R.P.M.'s, net \$12.90.

GOOD STEREO DEPENDS ON THESE VITAL FEATURES: FREQUENCY RESPONSE, 20,16,000 cps flat (Westrex 1A); ELEMENTS, 2 PZT Ceramic; OUTPUT VOLTS, 20 mv. Nominal; COMPLIANCE, 2 x 10<sup>-6</sup> cm/dyne; WEIGHT, 3.4 Grams; TRACKING FORCE, 4-6 Grams; CHANNEL SEPARATION, 25 db at 1 KC; MOUNTING, EIA (RETMA) Standard 1/2"-7/16" Center; STYLUS, .7 Mil (Diamond or Sapphire); OUTPUT TERMINALS, Standard .050 Connectors; IMPEDANCE OR LOAD, 22,000 ohm or higher magnetic input.

See your High Fidelity Specialist or write Dept. AD-2



**Electro-Voice**

INC., BUCHANAN, MICHIGAN

Over 1/2 Million In Use...

MORE THAN ALL OTHERS COMBINED