

JANUARY 1965 TWO SHILLINGS

tape recorder



A CHRISTMAS TAPE PLAY ■ COMBINING SOUND WITH SLIDES
BUILD A COMPREHENSIVE MIXER ■ THE COPYRIGHT POSITION



**QUALITY PORTABLE RECORDERS NEED
QUALITY BATTERIES—MALLORY**

Mallory batteries last far longer than ordinary batteries. They deliver their power uniformly without fading for lack of rest. And they keep their energy until it's needed—you get *all* you pay for *when* you want it. It's sound sense to insist, always, on Mallory, the quality batteries for your equipment.



Five standard size Mallory Manganese batteries and a range of miniature Mallory Mercury batteries enable you to put lasting, stable power into *your* portable recorder.

MALLORY

for new ideas in batteries

MALLORY BATTERIES LIMITED CRAWLEY SUSSEX Crawley 26041

tape recorder

INCORPORATING 'SOUND AND CINE'

EDITOR **MILES HENSLOW**
TECHNICAL EDITOR **JOHN CRABBE**
NEWS EDITOR **DAVID KIRK**
ADVERTISEMENT MANAGER **ROBIN WELLS**
Editorial and Advertising offices
LINK HOUSE, DINGWALL AVENUE, CROYDON, SURREY
Telephone MUNICIPAL 2599 (14 lines)

© Link House Publications Limited, 1964. All rights reserved.

editorial

IN THE COURSE of our comments on the Radio Show in October we deplored a restrictionist attitude which led to the exclusion of imported products. We argued that the customer should be free to decide for himself on the basis of value-for-money rather than have the matter settled over his head by British manufacturers, some of whom might have suspect motives. We were concerned with the quality of tape recording equipment regardless of its country of origin and without reference to the balance of payments situation, but now the matter is raised again by the Government's actions in the financial field.

We appreciate the dilemma set for politicians by the import/export problem in a nation whose economy depends on a rather precarious balance, and we certainly don't intend to take sides on the political rights and wrongs of the increased import duty. But there are a few related points to be made in connection with the competitiveness of home produced and imported goods in the tape recording market.

In October we referred to "the typical British recorder comprising some rather unimaginative circuitry housed in a box which is stylistically out of step with the deck". We believe that this type of machine has no future in the mass-market which now exists for tape recorders—its amateurism cannot compete with the integrated Continental designs, as recent sales figures show. However, being a highly technical and industrial nation we are certainly capable of producing attractive, reliable and value-for-money recorders, as was shown in last month's report on the *Thorn* factory. But would the *Thorn* group have tackled this problem—and become a significant exporter into the bargain—if there had been no spur of competition from non-British machines on the home market? It may be necessary, as the Government claims, to restrict imports temporarily, but in the long run the availability of foreign models at untaxed prices is desirable even from a purely national/economic point of view, for in coping with their competitors at home British manufacturers are forced to adopt methods and designs which aid eventual exports.

In fact, it is deplorable that we have lagged so far behind our competitors in an electro-mechanical field where engineering ingenuity could easily have made us one of the leaders. It is true that the Germans invented tape recording and might reasonably be expected to be leading (though they had no patent rights and are a divided nation), but the Dutch, Swiss, Scandinavians and Japanese have all applied their skill with apparently greater results, each in their chosen segments of the tape recording market. Some fine tape recorders are made in this country, but also some of the world's worst; in the battery portable sphere our manufacturers have practically nothing to show. We don't wish to be dogmatic, but we offer the suggestion that the availability of several cheap mass-produced deck mechanisms in the UK has actually retarded healthy growth of the tape recorder industry by encouraging the entry of small and inefficient firms with their "unimaginative circuitry" and "out of step" boxes. There are now signs of a trend to original and imaginative design—we hope it continues and prospers.

One possible effect of the import surcharge is slightly disturbing. Many distributors of imported tape equipment have decided either to absorb the tax themselves or pass on to the consumer only a fraction

of the increase. Thus the import duty becomes, in effect, an additional profits tax which raises the distributor's overheads. Of itself, this may or may not be desirable, but we have often heard the argument that a reduced profit margin means poorer servicing facilities, and importers may react in the same way. Generally speaking we have found that servicing and maintenance in the UK are as variable on home-made goods as on those from abroad, and we certainly deplore the implication or suggestion sometimes made that—of necessity—importers are worse than home producers in this respect. Some may be, others aren't— incompetence and unreliability seem fairly evenly distributed. But we are perturbed that a tendency to degrade service facilities may be hidden in the new import restrictions.

In connection with the whole business of good design and reliability, may we remind readers of our request for ideas made on this page in November? Have another look at what we said then and add a letter to the growing pile on our desk; we hope to publish a first selection next month.

Finally, a few words of explanation concerning the publication of yet another article on a home constructed mixer. Unlike David Robinson's elaborate semi-professional project which finished last month, the Foord device is intended for the long suffering amateur whose soldering iron has for the last few months been corroding in a convenient cupboard. We believe this article will fulfil the needs of the constructor wanting a good quality mixer to his own specification. It is relatively cheap and straightforward to build and can be modified, if plug-in module construction is employed, to perform a variety of tasks.

JANUARY 1965 . VOLUME 6 . NUMBER 12

- 477 WORLD OF TAPE
- 479 THE ROAR OF THE JETS
By David Kinglake
- 480 PRODUCING A SOUND/SLIDE SHOW
By David Kirk
- 485 THE COPYRIGHT POSITION
By John Gaselee
- 486 TOWARDS BETTER TAPING—PART 10
By Gordon J. King
- 489 READERS' LETTERS
- 491 TAPE RECORDER SERVICE—No. 37
By H. W. Hellyer
- 495 THE SATURDAY BEFORE CHRISTMAS—A TAPE PLAY
By David Haines
- 496 A COMPREHENSIVE MIXER
By A. Foord
- 499 TAPE REVIEWS
- 500 BOOK REVIEWS
- 501 NEW PRODUCTS
- 503 REVIEW OF SIEMENS 14 RECORDER
By B. R. J. Plumtree
- 505 REVIEW OF VALRADIO CONVERTER
By A. Tutchings
- 511 READERS' PROBLEMS
- 513 CLASSIFIED ADVERTISEMENTS
- 514 ADVERTISERS' INDEX
- 515 INDEX TO VOLUME SIX

COVER PICTURE

Tape recorder and electron microscope combine on this month's cover photograph, which was taken during a recent demonstration at the RCA Laboratories in New Jersey, to produce an efficient system for the display and storage of minute images. Replacing the eyepiece, a television screen can be watched by any number of onlookers, eliminating the need for individual observation. Use of a video recorder adds to the flexibility of the microscope which is freed for other uses while the display is in progress.

SUBSCRIPTION RATES

Annual subscription rates to *Tape Recorder* and its associated magazine *Hi-Fi News* are each 30s. in the U.K. and 32s. 6d. overseas (U.S.A. \$4.50) from Link House Publications Ltd., Dingwall Avenue, Croydon, Surrey.

TK40



TK41



TK46



top trio!

To achieve the position of making (and selling) more Tape Recorders than anyone else in the world is something that Grundig can be proud of. And they are! Millions of people have been introduced to the innumerable joys of tape recording through Grundig's policy of reliability and quality at a moderate cost.

For the favoured few, however, (some people call them connoisseurs) Grundig have developed three specialist machines which set the standard by which all others are judged.

The TK.40 at 87 guineas, including microphone, is a remarkable three speed, four track machine with an unrivalled specification. The TK.41 at 83 guineas is a two

track version, packed with ingenious and exclusive refinements.

Tape recording enthusiasts will need no introduction to the fully stereophonic TK.46 at 107 guineas. It is doubtful whether any model in the history of tape recording has been given so fulsome a welcome by the keenest critics and press reviewers.

You will realise that one page in this magazine can do no more than introduce you to the *idea* of such perfection. May we suggest that you ask your local Grundig Dealer to demonstrate these models to you.

Or write to us. We have a leaflet which will put you completely in the picture.

If you will clip the coupon and post it to us, we will rush you your portfolio of information. It's the least we can do!



Showroom: 15 Orchard Street, London, W.1. Tel: WELbeck 4898

GRUNDIG (GREAT BRITAIN) LTD.
LONDON, S.E.26. SYDenham 2211

NAME _____

ADDRESS _____

world of tape

B.A.T.R.C. PRESENTATIONS

INTRODUCING the prize-giving of the 8th British Amateur Tape Recording Contest at a London hotel on November 6th, Mr. Cyril Rex-Hassan claimed that 1964 had been "the most successful year for quality" though the number of entrants had fallen compared with the previous year's total. The postal strike was blamed for the lessened support.

Several of the cups, shields and tapes donated by *Agfa*, *BASF*, *EMI*, *Kodak*, *MSS*, *3M Philips* and *Zonal* were won by the creator of *Sink Symphony*. This was an amusing and very original collection of watery gurgles, with descriptive commentary, recorded in well-known British hotel bathrooms. A *Philips EL3534* was used to play the winning tape which has also come first in an internationally sponsored contest. The B.A.T.R.C. is an annual event designed to attract creative individuals and groups. Club response was, however, pathetically small, though lack of group entries was made up by contributions from several modern-minded schools.


PROTECTING CHERRIES AND WHITE HOUSES

RIPE cherries on the 10,000 cherry trees at *Cherry Heering's* Orchard Distillery at Dalby constitute a great temptation to starlings. Throughout the years there has been a permanent war between these charming thieves and the company. Scarecrows of every shape—stuffed hawks hanging from balloons were fairly successful—firearms and ingenious systems of strings had only a temporary effect and the impression was given that the starlings considered this merely an extra zest to the meal. Today, however, the company has taken the offensive, thanks to ultrasonic warfare. The recipe is simple: a female starling—and it *should* be a *she*—is caught and her warning shrieks recorded on tape. After this the bird is allowed to fly away as an appreciation of her assistance. When a crowd of starlings approaches, the warning cries are broadcast through speakers scattered around the orchards. This method never fails to scare the starlings away; experiments show that the essential part of the cry is ultrasonic and cannot be heard by the human ear.

The system has obtained international recognition and, after correspondence with the White House in Washington, the company is assisting in an attempt to relieve the President of the U.S.A. of the starlings which for years have been a nuisance at his residence.

THORN LANGUAGE LABORATORY

THIRTY Ferguson tape recorders form the basis of a new language laboratory installed recently at St. Bede's school, Bedford. Conventional techniques are used, each machine being wired for single channel recording and double channel playback. From the instructors' console, which is fitted with a *Truvox* deck, the machines can be switched to record tapes from the school library prior to the commencement of a lesson. **Manufacturer: Ferguson Radio Corporation Ltd., Thorn House, Upper Saint Martins Lane, London, W.C.2.**



RUSSIAN PORTABLE

WEIGHING just over 9lb., a new battery recorder (above) has just been placed on the Russian market. The *Yauza-20* operates at $3\frac{1}{2}$ and $1\frac{1}{2}$ i/s with claimed frequency ranges of 50 c/s to 15 Kc/s and 50 c/s to 10 Kc/s respectively. Fourteen transistors and several diodes are incorporated in the printed circuit amplifiers, and inputs for microphone, pickup, radio and television are provided. The power supply may be taken from ten dry cells or a 12V car battery. For home use a 127/220V mains adaptor is available.

SAJA SPARES AND SERVICE

FOLLOWING recent confusion in retail circles, C. Braddock Ltd. have asked us to advise readers and dealers that they are the sole agents for Saja spares. The range of Saja recorders are no longer available in Britain but comprehensive stocks of parts will continue to be held for the foreseeable future. Readers and the trade are asked to note also that service of Saja machines is available from the company: **C. Braddock Ltd., 266 Waterloo Road, Blackpool, Lancs.**

FURTHER DEVELOPMENTS IN DOMESTIC VIDEO RECORDING

SINCE the collapse of the *Nottingham Electronic Valve Co.* a few months ago, two new companies have been formed by ex-members of the *Telcan* team. A video recorder in kit form ("easy to build") will shortly be marketed by *Wesgrove Electronics Ltd.*, with a similar specification to *Telcan*, selling at £97 10s. Three tape speeds of $7\frac{1}{2}$, 120 and 150 i/s permit recording of sound, sound plus 405-line video, and sound plus 625-line video, respectively. Frequency range is from 50 c/s to 2 Mc/s.

Rather more detailed technical information is available of a rotating video head unit which the inventors, *Vale Electronics*, claim will make possible the production of a video recorder to sell at about £300. Like the *Telcan* and *Wesgrove* machines, the *Vale* device uses $\frac{1}{2}$ in. tape but the playing speed is of a much more realistic order: 30 i/s. Basically, the head unit consists of a thin magnetic band, divided into sections by a series of narrow slots positioned around the circumference of a non-magnetic disc. The signals to be recorded are induced into the head by a small coil assembly on the opposite, uncoated, side of the tape. A prototype recorder has been used, employing this system, to record and play signals of up to 2.75 Mc/s at a head rotation speed of 7,000 rpm and linear tape speed of 30 i/s.

NEXT MONTH

OUR February issue, published on January 15th, will contain a second article by Mr. Foord on the construction of a tone-control/filter network, for use with or without his mixer. Readers are advised that no modification to the mixing unit will be involved and they can start work on the latter right away! Also in this issue will be an article by John Gaselee covering aspects of tape recorder hire-purchase.

Here are some of the easy-to-build Heathkit models from our wide range

HI-FI EQUIPMENT CABINETS


A range of over a dozen equipment cabinets is now available to meet the differing needs of enthusiasts. Designed for maximum operating convenience or for where room space is an over-riding consideration, this range includes kits, accurately machined for ease of assembly and "left in the white" for finish to personal taste, ready assembled cabinets or RECORD HOUSING assembled and fully finished cabinets, and has at least one model to meet your requirements. Why not send for full details? Prices from £7 7s. 0d.—£37 16s. 0d.

ALL BRITISH MODELS AVAILABLE ASSEMBLED. PRICES ON REQUEST

Deferred terms on orders over £10.



"Malvern"



MFS

COTSWOLD HI-FI SPEAKER SYSTEM

This is an acoustically designed enclosure 26" x 23" x 14 1/2" housing a 12" bass speaker with 2" speech coil, elliptical middle speaker, together with a pressure unit to cover the full frequency range of 30-20,000 c/s. Delivered complete with speakers, cross-over unit, level control, grille cloth, etc. Ralph West ("Hi-Fi News") says: "The reviewer was very impressed and places this design among the top few and unhesitatingly recommends it to the most critical music lover."

"COTSWOLD" MFS SYSTEM

Similar performance to standard "Cotswold" but designed for the smaller room. Size 36" high x 16 1/2" wide x 14 1/2" deep. Either model £23 4s. 0d. kit.



FM TUNER

A Tape recorder requires a quality tuner

HI-FI FM TUNER, Model FM-4U Available in two units which for your convenience are sold separately: Tuning unit (FMT-4U—£2 15s. 0d., incl. P.T.), despatched wired and tested, and I.F. amplifier (FMA-4U—£13 3s.). Printed circuit for I.F. amplifier and ratio detector. Built-in power supply: 7 valves. Tuning range 88-108 Mc/s. Total price Kit £15 18s. 0d.

Tape Recording and Replay Hi-Fi Amplifiers Models TA-1M (Mono) and TA-IS (Stereo) For use with most tape decks. Thermometer type recording indicators, press-button speed compensation and input selection. 3-position bias level and printed circuit construction.

TA-1M	Kit	£19 18s. 0d.
TA-1M and Collaro "STUDIO"		£31 5s. 6d.
TA-1M and TRUVOX D92/2		£52 18s. 0d.
TA-1M and TRUVOX D93/4		£52 18s. 0d.
TA-IS (illustration Centre) Kit		£25 10s. 0d.
TA-IS and TRUVOX D93/2		£58 10s. 0d.
TA-IS and TRUVOX D93/4		£58 10s. 0d.

A WHOLE RANGE OF PACKAGED DEALS (INCLUDING "CONNOISSEUR CRAFTSMAN" TURN-TABLE and DECCA BSS PICK-UP) NOW AVAILABLE TO SAVE YOU FURTHER MONEY.

Get best possible recordings with a tuner



A.M./F.M. TUNER

HI-FI AM/FM TUNER, Model AFM-1 Also available in two units as above: Tuning part (AFM-TI—£413s. 6d. incl. P.T.) and I.F. amplifier (AFM-AI—£21 16s. 6d.). Printed circuit board: 8 valves; consecutive FM limiting and ratio detector. Tuning range FM: 88-108 Mc/s; AM: 16-50, 200-550, 900-2,000m. Switched wide and narrow AM bandwidth. Built-in power supply. Total price Kit £26 10s. 0d.



Save Money and enjoy yourself building these Heathkit models

They are so easy to build even for an absolute beginner. The manual of instruction is fool-proof—just follow the step-by-step.

MONO CONTROL UNIT Model UMC-1. Designed to operate with the MA-12 or any amplifier requiring 0.25v or less for full output. Suitable for cabinet mounting or free standing. Size 10" x 7" x 4". Kit £8 12s. 6d. Assembled £13 12s. 6d.

DELUXE 6 WATT STEREO AMPLIFIER Model S-33H. A stereo/mono amplifier with the high sensitivity necessary for lightweight ceramic pickups (e.g. Decca Deram). Deluxe version of the S-33. Kit £15 17s. 6d. Assembled £21 7s. 6d.

HI-FI STEREO 6 WATT AMPLIFIER Model S-33. Attractively styled, completely self-contained. Printed circuit makes it easy to build. Only 0.3% distortion at 2 1/2 W/chal. U/I output, ganged controls. Kit £13 7s. 6d. Assembled £18 18s. 0d.

HI-FI MONAURAL AMPLIFIER Model MA-5. An ideal general-purpose reasonably priced mono amplifier, 5 watts output at only 0.5% distortion, has inputs for Gram, Radio. Printed circuit board. Kit £10 19s. 6d. Assembled £15 10s. 0d.

HI-FI SPEAKER SYSTEM Model SSU-1. This kit is easily assembled. It contains speakers and balance control in its direct ducted port reflex cabinet. It is equally suitable for stereo or mono in average room. (Legs 14/6 optional extra.) Kit £10 17s. 6d. Available for vertical or horizontal use.

AUDIO SIGNAL GENERATOR Model AG-9U. Delivers up to 10 volts pure sine-wave (less than 0.1% distortion). 20 c/s to 20 Kc/s). Decade switch-selected frequencies from 10 to 100,000 c/s. Kit £22 10s. 0d. Assembled £30 10s. 0d.

POWER-AMPLIFIER 12-WATT Model MA-12. Single channel, ideal for stereo conversion. Kit £11 18s. 0d. Assembled £15 18s. 0d.

COLLARO "STUDIO" TAPE DECK. Two tracks. "Wow" and "flutter" not greater than 0.15% at 7 1/2" p.s. Long Term Speed Stability better than 0.5%. £17 10s. 0d.

SUGDEN MOTOR UNIT "CONNOISSEUR CRAFTSMAN". Heavy duty motor, operating at 33 1/3 and 45 r.p.m. Very heavy 12" turntable. £17 2s. 11d.

HI-FI STEREO 18-WATT AMPLIFIER Model S-99. Within its power rating, this is the finest stereo amplifier available, regardless of price. U/L push-pull output. Printed circuit. Kit £27 19s. 6d. Assembled £37 19s. 6d.

TRANSISTOR INTERCOM. Models XI-1U and XIR-1U. Ideal for office or home. Each Master operates up to five Remotes. Master Kit £10 19s. 6d. Assembled £16 19s. 6d. Remote Kit £4 7s. 6d. Assembled £5 16s. 0d.

STEREO CONTROL UNIT Model USC-1. A deluxe stereo control unit with variable filter, switched rumble filter, printed circuit boards and many other refinements. Operates direct from tape heads. Kit £19 10s. 0d. Assembled £26 10s. "OXFORD" PORTABLE RADIO Model UXR-2. Superbly styled hide case, with Golden trim and slide-rule tuning scale; this completely self-contained transistor dual-wave set performs brilliantly everywhere, even in a car. Reproduction is exceptionally good. Printed circuit. Kit £14 18s. 0d.

SHORTWAVE TRANSISTOR PORTABLE Model RSW-1. Four wave-band seven transistor portable with telescopic and ferrite aerials, slow-motion tuning. Covers Medium, Trawler and 6-26 Mc/s in four switched bands. Uses printed circuit board and latest circuit technique. Superbly styled leather case. Kit £19 17s. 6d.

TRUVOX D93/2 AND D93/4 TAPE DECKS. High quality mono-stereo Tape Decks. D93/2 1-track for highest fidelity. £36 15s. 0d. D93/4 1/2-track for most economical use of tape. £36 15s. 0d.

GARRARD AUTO/RECORD PLAYER Model AT-6. A 4-speed stereo-mono unit with manual or fully automatic record selection; adjustable counter-balanced arm. Fitted with Decca Deram ceramic cartridge £14 6s. 1d.

or Ronette 105 mono/stereo cartridge £13 12s. 1d. GOLDRING LENCOR TRANSCRIPTION RECORD PLAYER Model GL-58. Fitted with the G.60 pick-up arm and Ronette 105 mono-stereo cartridge, it has infinitely variable speed adjustment between 33 1/3 and 80 r.p.m. and four fixed speeds. 3 1/2 lb. turntable to reduce rumble, "wow" and "flutter" £20 1s. 3d.



S-33



MA-5



SSU-1



AG-9U



USC-1



TA-IS



TRUVOX D93



STUDIO



S-99



RSW-1



UXR-2



AT/6

MONEY BACK GUARANTEE

Daystrom Limited unconditionally guarantees that each Heathkit product assembled in accordance with our easy-to-understand instruction manual must meet our published specifications for performance or the purchase price will be cheerfully refunded.

DAYSTROM LTD. DEPT. HT9
GLOUCESTER, ENGLAND
A subsidiary of Weston Instruments Group, manufacturers of
THE LARGEST-SELLING ELECTRONIC KITS IN THE WORLD

JUST POST THIS COUPON FOR FURTHER INFORMATION

Without obligation please send me

★ **FREE BRITISH HEATHKIT CATALOGUE...**

FULL DETAILS OF MODEL(S)

TICK
HERE

Kindly write below in BLOCK CAPITALS

NAME

ADDRESS

HT9

JUST outside London, to the west of Hounslow, lies a great stretch of land, criss-crossed by runways and taxi-strips. From the centre of this giant geometry rises a group of modern buildings, several stories high, and glass walled. Around the perimeter stand yet more buildings—low sheds, enormous hangars, company offices, stores and maintenance shops. Further out still, across the Bath Road, are the hotels, open day and night to cater for the continual flood of guests from the great airport of London—England's front door.

And from this terminal comes sound—the sound of an airport at work. Twenty-four hours a day, seven days a week you can hear the unceasing roar of aero engines: warming up, taking off, arriving, testing. The grumble of the generators, the cars, trucks, buses, and tankers. The public announcements, and the chatter of voices in many different languages. It is this which goes to make the great Sound of London Airport.

So it was with some feeling of trepidation that my friend and I caught the bus at Hounslow West, *en route* to tape the sounds of the air, which we required for a forthcoming documentary on Means of Transport. We took with us a Stuzzi Magnette battery portable, a Grampian DP/4 microphone, and more than enough tape. I carried also a camera and supply of film.

Our trepidation must have been greater than we imagined, for we caught the wrong bus, and had a good long walk through the tunnel to reach the centre of the airfield. This brought us near the main buildings, and we headed first for *Queens Building*, which gives access to the fine roof garden built especially for visitors. From here, one

and decided to venture indoors. We walked along to the *Reception Building* and, getting permission, went inside.

Inside the *Passenger Buildings* are all the conveniences one can expect nowadays in any large terminal—Snack Bar (to which our footsteps were directed with unerring accuracy), Restaurants, Bars, Banks, Outfitters, Barbers, Airline Offices, and even a 'Waving Base' for friends to bid that last farewell.

We walked around to record general background chatter, and eventually reached a position on the upper level overlooking the lounge itself which we found particularly good for recording public announcements. This was fairly near the speakers and away from the crowds.

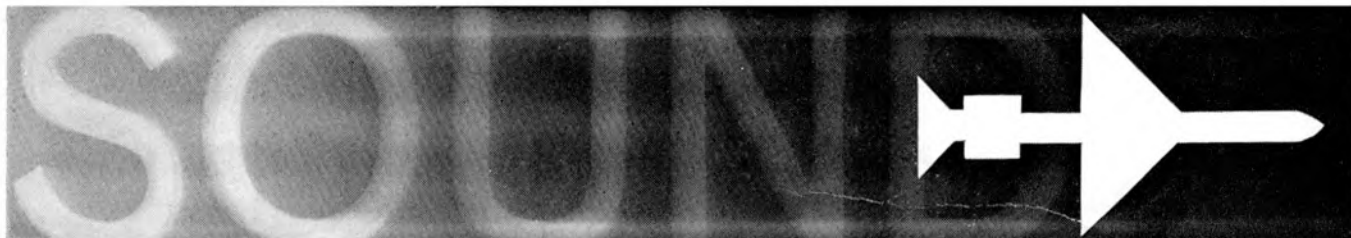
A GOOD COLLECTION

Here we stayed some time, obtaining a very good collection of announcements in all manner of languages, until the session was brought to an end by the noise of workmen sawing wood close by, so making further recording impossible (except, of course, of sawing wood!).

There was one final visit to make before leaving. As we wanted some 'pure' aircraft sounds free from the extraneous noises already mentioned, we strolled across to a point where we could get close to the runway, and well away from other activity.

However, we found that at such close quarters the volume of sound from the aircraft was overwhelming, and however low we modulated, it was impossible to get a recording that was not distorted; and,

THE ROAR OF THE JETS



taping the sounds of an airport

BY DAVID KINGLAKE

has a bird's eye-view of the airport, and in the summer it is crowded with aircraft enthusiasts and tourists.

As there was little activity when we arrived, we were able to stroll around and get our bearings. We found out which runways were in use, and also what we thought to be good recording positions.

Our selected vantages protected us somewhat from the wind, and so cut down too much noise, but unfortunately most of the visitors were crowded there, producing, at times, too much background chatter. We could only hope that the volume of sound produced by the aircraft would drown this out—which it did, except, now and then, for the very penetrating shouts of some small boys whose enthusiasm whenever they sighted planes could not be subdued, even by the noise of the aircraft themselves. Nevertheless we did manage to obtain a number of quite reasonable recordings.

There are usually announcements for visitors on the roof garden regarding the various flights, but we happened to arrive on a day when staff sickness prevented this. Although this would have been enlightening, its absence was perhaps a good thing, as it might have spoiled recording.

As well as aircraft, we recorded the sound of the portable generators, and the overall noise of traffic on the tarmac. A BEA *Viscount* arrived while we were there, and taxied up to the building to discharge visitors. It was fascinating to watch the organisation that goes into every arrival, for as the plane turned in, it was approached by coaches, trucks, maintenance vans etc.—all arriving exactly on cue—unfortunately rather a jumble of noise to record, but interesting to photograph.

By this time we had been standing in the cold for an hour or more,



London Airport seen from the roof gardens.

of course, when we moved further away, we came back among the traffic and visitors. On playback later, the result of these 'close-t' recordings was just an indistinguishable noise, as opposed to specific aircraft engine sounds which could be recognised for what they were.

In fact, when we sorted through our earlier recording the next day, we found one free enough of background for our purposes. It seems likely that the best position for such recording would be the centre of the airfield, away from both general activity and some way from the runway. Obviously this is quite inaccessible to such as we.

Nevertheless the recording we had was very suitable and interesting, and we left with an impression of a most useful and enjoyable trip.

THE combination of recorded sound and pictures is one of the most popular forms of entertainment ever invented—hence the success of the cinema and, more recently, television. Home television recording may one day replace the 8mm cine film, but it is likely to be many years before the 35mm slide is ousted as the least expensive and most satisfying form of colour photography.

The slide has many advantages over other photographic systems. Neither video tape recordings nor pocket snapshots can compare with the magnificence of a well contrasted colour projection. The 8mm movie film is a rather more serious competitor, but the expense and limited duration, not forgetting loud motor noise and unsteady pictures on all but the most expensive projectors, makes this a far from ideal system for the amateur.

expensive projectors : many are susceptible to jamming at inconvenient moments—especially when a hot lamp has caused some moving parts to expand.

The most worthwhile feature of the more expensive projectors is magazine loading. This allows the operator to position his slides in order of projection *before* starting the display ; he is then free to concentrate on watching the programme, having merely to move a lever on the projector to change the picture. This feature can be purchased as an 'add-on' unit, for about £3, to fit most of the cheaper models. Another useful attachment, of a similar price, is an electric fan, which can be clipped to the base of a convection-cooled projector. This makes the projector easier to handle and prevents slides 'popping'.

Although not essential, an exposure meter is a worthwhile aid to the

PRODUCING A SOUND/SLIDE SHOW

by
David Kirk



The only drawback to colour slides is the absence of visual motion. But this can be overcome, more or less, by using sound to create in the ears of the audience the movement which the eyes miss. The purpose of this article is to suggest ways of combining sound with slides to produce a lively and interesting programme.

There are three main activities to consider : photography, sound accompaniment and projection. Our first requirements, after a tape recorder, are a versatile camera, a constructive eye and, though not essential, a few gadgets. Cameras range in price from £5 to £120, much of the cost of very expensive models being devoted to the lens, which requires extremely careful polishing to produce a very accurate picture. It is not really necessary to pay more than £14 for a general-purpose (domestic?) 35mm camera and a good model of this price will possess the following features :—

Variable focus—usually from 3ft. to infinity.

Variable Speed : 1/200th, 1/50th, 1/25th second (or thereabouts) and provision for time exposure.

Variable Iris : continuously variable from f/22 (smallest) to f/2.8 (largest) aperture.


Such facilities as an exposure counter and double-exposure prevention lock are also incorporated on most models.

Another obvious requirement for prospective pursuers of the hobby is a projector. It is worth mentioning for those who are attracted by the battery-powered miniature slide viewer, that the small saving in outlay does not justify the considerable loss of enjoyment compared with projected slides. A viewer gives an often distorted picture measuring about 2in. wide, smaller and just as unreal as an ordinary colour snapshot. Projectors, like cameras, start at about £5, and a simple 150W air-ventilated model can be purchased quite cheaply (though they have limitations—see later). Should there be between £20 and £90 to spare, the world of remote control slide changing and focusing is opened to you. But beware of complicated and highly

bringing new life to 35mm colour

inexperienced owner of a variable exposure camera. The price of this particular gadget ranges from £3 to £12—money well spent when one considers the cost of spoilt exposures. They are all fairly accurate, used correctly, though some models have rotating controls which require fingers the size of pin heads to use.

The final requirement—less important than the above—is a tripod ; between £3 and £4 will buy a good model. Points to look for are



A fine example of good value and low cost—the Ilford Sportsman

versatility—check that the camera screw-base can be positioned at any angle vertically and horizontally—and steadiness : a tripod which wobbles when fully extended is a complete waste of money.

The first decision to be taken when planning a slide show is the number of pictures to be displayed. Following the principle of bulk



An attractive and inexpensive magazine loading projector—the Agfa Diamator H retails at £17 3s. 6d.

buying, transparencies purchased in spools of thirty-six (usual price : 32s.) are cheaper, per slide, than when bought in twenties (22s.). We must, therefore, decide on the subject, allotting a slide to each local place of interest—or whatever the show is to cover, leaving a few slides spare for unforeseen objects that might warrant inclusion. Now, our camera loaded, we follow an itinerary designed to cover the listed subjects in as low a mileage as possible—that is, if we are really efficient!

Taking good photographs is an acquired art which is generally easier to perfect with colour slides than with black-and-white snaps. I shall never forget my surprise on seeing a shot I had taken of the murky Thames from London Bridge one very dull summer evening. The cold, grey water reproduced in brilliant blue, with a sky that seemed more suited to the Mediterranean. It was certainly not the photographer who was responsible for the well blended, albeit untruthful, colouring. Many transparencies seem to over-emphasise naturally dull colour tones—with very pleasing results. The real art of photography, exposure assessment having been placed in the hands of the light-meter, is that of balancing foreground with background and contrasting one colour with another. The best way to learn subject placing is to examine the work of professional photographers. This is most easily done by browsing through national magazines and newspapers. The recently introduced 'colour supplements', for example, contain many excellent shots. When photographing scenery

Having numbered the slides in order of display—perhaps going from North to South of the county—we shall end up with a logical tour of the area. In this case the preliminary 'warming-up' slides could show the operator's house and garden, view from front upstairs window and the local High Street, etc. Only after these have been shown does the title slide—"A Look at . . ." commence the actual tour. By following this North to South route, the slides will be linked to each other as they pass from 'un-developed land' through a new housing estate, a small industrial area, another group of houses, and finally the river-side docks to the south. After this, the audience will be taken eastwards to a horse show, where several useful sound effects have already been obtained. In the closing slides the equipment used in making the programme will be seen.

The script, in its final form, should contain the commentary—word for word—and some notes on which types of music and effects are required for which slides. Placing the projector on the writing table, slide No. 1 is projected on to a small makeshift screen such as a sheet of white writing paper. Details of the slide which might be missed by simply holding each slide to the light are then visible. A short description of the objects illustrated should then be written and suitable effects or music listed in the margin. This procedure should be followed for the full thirty-six shots, excepting the title slides, which are allotted a loud and impressive, or light and gay, introductory musical sequence. Details of fades and sequence timing need not be included in the script and are best decided during the actual recording. There is no reason why each slide should be given the same length of time ; some shots will obviously be of more interest than others and these should be allowed longer commentaries. On completion, the script should be read aloud and badly worded sections re-written.

ALLOCATION OF EFFECTS

Any sound effects that may have been recorded at the time of taking the photographs should be collected, either on separate 3in. spools or together in a single reel, with sections divided by white leader on which the effect to follow can be written with a ball-pen. Similarly, music should be collected and allotted to suitable slides. In general, it is good practice to use one particular piece of music to link the slides (i.e., to play during slide changing) thus providing a unifying theme. This can be faded on to the following slide commentary or, in some cases, on to further music where a special mood needs to be set. Mood music

transparencies with recorded sound effects and a commentary

it is important to include in the viewfinder a good-sized object such as a tree, which will assume the role of foreground, putting the subject into a natural perspective. The camera should be focused on the background and positioned sufficiently away from the tree to include it within the depth of field.

But now I am digressing into a subject which has been more than adequately covered elsewhere. Let us assume that the pictures have been taken, together with title slides to open and close the programme, and that the processed slides have been returned from the manufacturer.

Preparation of sound accompaniment begins with the concoction of a script. By writing every word to be included in the commentary, sufficient time for thought is given to ensure that any questions liable to occur in the minds of the audience will be answered by the tape. How many recordists, I wonder, have been forced to resort to turning up the volume to counteract bursts of questioning and general audience hubbub ?

FROM START TO FINISH


Let us follow the production of a sound commentary from start to finish. The slides have just returned from the processor and are laid out before us on a sheet of thin paper or glass, with the transparencies illuminated from behind. The subject is a documentary on local scenery and places of interest ; we may, however, be obliged to include at least some shots of the garden rose-bushes, but do not be afraid to reject the less suitable pictures—the daughter's cat is unlikely to object ! Incidentally, it is surprising how interesting an apparently dull subject can become when a well-thought-out commentary is added. (*Having seen and heard some of Mr. Kirk's efforts, we heartily agree.—Ed.*)

need not accompany every slide as sound effects are often more suitable. Readers with only one recorder can make up for their lack of dubbing facilities by editing sound effects, music and commentary, with scissors, splicing block and jointing tape. Fading, though not cross-fading, can be obtained by erasing the sequence where the fade is required with a magnet moved in at an angle to the tape.

Many recorders are equipped with facilities for mixing one high
(continued on page 483)



One of the most versatile light-meters available, the Weston Master costs about £10



3 1/4-inch reel . . . 5 1/2 hours playing time!

Now Kodak introduce the world's first quadruple play tape

From today your battery portable has mains recorder capacity. Kodak's amazing new Quadruple Play tape provides an unprecedented 5 1/2 hours playing time—that's more than 100 'pops' or all Beethoven's nine symphonies—on a single 3 1/4-inch reel.* Small as they are, these reels hold no less than 800 feet of tape. And for smaller recorders 3-inch reels are available. But if your recorder has a greater reel capacity you're even better off. 4-inch reels—holding 1,200 ft. of tape and giving 7 1/4 hours playing time—are on the way.

Strength with length

The polyester base of this remarkable new tape is specially pre-stretched and treated to overcome distortion during use. In fact, Kodak Quadruple Play tape is tough enough to stand up to every stress likely to be met with under all normal conditions, no matter what the make of your battery recorder.

Same famous quality

Unique experience of emulsion coating methods, gained during years at the top of the film business, gives Kodak unrivalled advantages in the manufacture of tape. For instance, the magnetic oxide layer on Kodak tapes is laid down to an accuracy of *millionths* of an inch. No other tapes in the world


can give you the combination of uniformity, sensitivity and high signal-to-noise ratio that stems from this.

Planned for low-speeds

New Kodak Quadruple Play Tape, with its characteristics planned especially for low-speed operation, provides in addition, superior high frequency response at low tape speeds. And, microscopically thin as it is, print-through is up by only 2dB on standard play tape. Let new Kodak Quadruple Play Tape extend your enjoyment the very next time you buy tape.

*1 1/2 i.p.s., 4-track

© Eastman Kodak Company MCMLXXI



Post this coupon today

Please send me full details of Kodak Quadruple Play tape

NAME

ADDRESS

.....

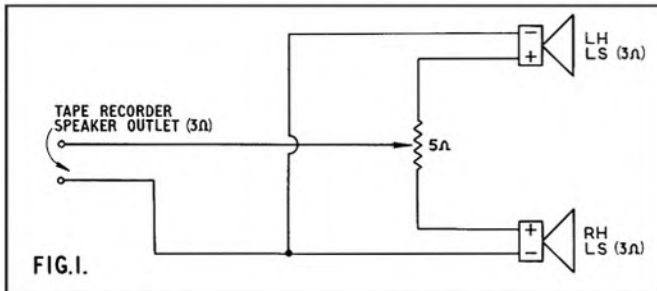
Kodak Ltd., Dept. 70, Kodak House, Kingsway, London, W.C.2

Kodak sound recording tapes . . . the best tapes in the world

SOUND-SLIDE SHOW CONTINUED

and one low level signal. Where more than two signals are being mixed together, however, a unit of the type described by Mr. Foord on page 496 is ideal.

The use of a script ties the recordist down to a fixed pattern; he will be unable to ramble in his commentary, or accidentally leave out slides. Even so, the final master recording will probably require editing to remove clicks, bangs, stutters and mumbled commentary. Plenty of time should be allowed for this often lengthy process. There is little point in leaving a few badly recorded sections in a tape which is otherwise well produced. Many recording tyros waste much of their time during editing, lifting the tape from the recorder to splicing equipment on a separate table. By resting the block on the head-cover or deck, it is possible to edit without removing the spools.



With slides and commentary prepared for display, we face the last task of combining the two into an integrated show. Most readers of this magazine will possess their own tape recorders and these will perform quite adequately once the recording has been made. Several of the larger manufacturers, such as Philips, Telefunken and Grundig, produce add-on slide changing devices for their recorders. These can often be modified to suit other makes, the main requirement being a suitable means of mounting the unit on the deck.

The purpose of the adaptor is to provide a cueing signal when the slide is to be changed. This signal can be relayed to the operator via headphones, one earpiece being fed with the signal and the other with the recording being played to the audience. On hearing the signal, the operator can perform the necessary actions required to change the slide. Some projectors can, in fact, be connected directly to the attachment to give complete automation of slide changing. The 'operator' is then left with nothing to operate—which may seem a little pointless to some.

AN ALTERNATIVE SYSTEM

Another method of connecting the tape recorder to control slide changing is to insert short lengths of metal stop-foil to complete a circuit at the 'remote-control' input, via the 'automatic-stop' relay. If no auto-stop device is fitted, electrically isolated guide pins could be wired to give the appropriate switching. The resulting short silence occurring during slide changing might be overcome by splicing recording tape and stop-foil 'back-to-back'—depending on the layout of guides.

Apart from tape synchronising facilities, one considerable advantage of the expensive projectors is the inclusion of high wattage lamps. The wattage is restricted by the projector's ventilation arrangements, and inserting a lamp of higher power than specified by the manufacturer can lead to serious trouble—such as cracking of lenses or damage to internal wiring. The high power projector will operate efficiently in quite poorly dimmed rooms, but a 35mm slide projected with a 150W lamp in semi-daylight (indoors) becomes almost invisible if shown more than a foot wide. A minimum of 300W is needed for clear projection of good-sized pictures in semi-darkened conditions during daylight hours. After dusk, however, when almost complete darkness is not difficult to obtain, the 150W projector will give a clear picture of practically any size likely to be required.

A good screen increases the reflection efficiency and hence the picture brightness, though a light plain wall will serve fairly adequately. A good screen does not necessarily mean an elaborate tripod-mounted

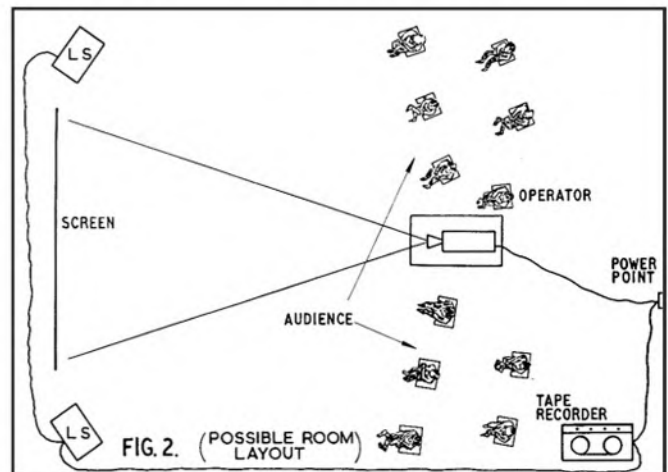
glass-beaded device of the type sold for about £8. Just as good (some consider better) is a large white sheet suspended from a wooden picture rail. Once the undulations and creases have been removed, projection problems are almost over.

The use of loudspeakers positioned near to, or behind, the screen, is an effective way of overcoming any disjointedness between sound and slide which might be present in the mind of the audience. As the average screen is suspended from a wall, the positioning of speakers *behind* it presents some difficulty. A conveniently placed recess, such as a cupboard or serving hatch, might be temporarily fitted with speakers which are then covered by the screen. Alternatively two speakers could be used, placed on either side—preferably concealed—to give the effect of sound coming from the middle of the screen. This of course, suggests the use of stereo to give some indication as to what, on the screen, is generating the noise.

As the 'stereo' effect would have to be very exaggerated to be really noticeable, owners of mono equipment might like to experiment with a crude form of stereo that is best designated 'moveable mono'. This would entail wiring a potentiometer as shown in fig. 1. The value of 5 ohms may prove difficult to obtain but can be varied without significant deterioration in volume. It could be mounted in a small box and operated through a few feet of connecting cable from a convenient part of the room. The box might be calibrated in accordance with the position of the visual sound source (car, train, etc.): LEFT, LEFT-CENTRE, CENTRE, RIGHT-CENTRE and RIGHT. If the accompanying recording is simply of music, the potentiometer could be set at CENTRE.

Continuing the presentation details, the positioning of equipment and audience should be carefully planned to suit the number of onlookers and position of power sockets. The projector, depending on the picture size required, may find itself beaming over the heads of the audience from the back of the room, or it may be positioned between their heads and the screen—in which case nobody will see a thing. Some juggling with, even temporary removal of, furniture may be called for, but the most suitable general layout is that shown in fig. 2.

Generous use of long speaker leads and mains cable means the recorder can be positioned at any convenient part of the room, although,



apart from at the beginning and end of the programme, it should not be necessary to touch it. Projectors are rather more of a problem where mains cable is concerned, as many models have very short leads. The solution to this is to construct a power extension lead, comprising a plug and socket at either end of a suitable three-core cable; alternatively, a new cable could be fitted to the junction box inside the projector. The practice of joining power cable with insulation tape is strongly deprecated as, with the many searching feet of an audience stepping around chairs and equipment-choked floors, the splice might be the first link to break should anyone trip on it. One is liable to lose friends in this manner!

Thus the slide display is completed. Visiting relatives and friends have watched in awe and amazement (one hopes!) and the next show is past the planning stage. What, then, does one do with a show everyone has seen? Quite simple . . . one joins the sizeable band of tape correspondents who have taken to exchanging slides with their tapes.

COSSOR KEF WHARFEDALE BUTOBA DECCA garrard JASON uher
 GOODMANS
 PYE ARMSTRONG
 PHILIPS
 LOWTHER STELLA WYNDSON elizabethan
 ROBUK GRUNDIG rogers LOEWE TELEFUNKEN FICORD
 SONY fruvox TANDBERG Band 0



HOWARD

218 HIGH ST. BROMLEY KENT. RAV. 4000

Since 1954, more people have been buying their Tape Recorders from us than from any other dealer. Why? What is so special about Howard Tape Recorders? There are four immediate answers:

- 1) Our experience and "know-how", going back a decade as specialists, is obviously better for you to depend on for advice, than some of our short-lived amateur competitors.
- 2) So long as it is *good* quality, we stock and sell *the lot*. We have the biggest stocks of Tape Recorders and Hi-Fi equipment for you to choose from. Why put up with a small nondescript selection when we have £50,000 stock to choose from?
- 3) We specialise in mail-order throughout the U.K. Wherever you live, you are only a 3d. stamp away (that is if you bother to put one on). Wherever you live, mail customers get exactly the same service as shop ones.
- 4) Our terms—both cash and H.P.—are the best you can find. We started No-Interest H.P. terms. Unless you are a nut, why waste money in paying interest at 10% or higher?

Want to know more? Then write or phone us for brochures on your particular interests, and we will send them by return together with all our terms and offers:

TAPE RECORDERS

Mono under £50
 Mono over £50
 Stereo

HI-FI

Amplifiers and Tuners
 Speakers and enclosures
 Turntables and Arms
 Portable Radios and Grams

HOWARD

TAPE RECORDERS · HI-FI

218 HIGH ST. BROMLEY. KENT. RAV. 4000

WHENEVER anything is recorded, certain queries are likely to arise so far as copyright is concerned. Broadly speaking, everything connected with copyright is covered by the Copyright Act, 1956. This, however, is by no means straightforward, and so, in an article of this length, it is not possible to give more than a broad outline of the position as it is likely to affect you.

Copyright is an exclusive protection vested in the owner of such copyright. Among other things, it includes:—

- (a) a protection against unauthorised copying by any means.
- (b) a protection against unauthorised public performance by any means.

Copyright subsists in every original literary, dramatic or musical work. An entirely separate manufacturer's copyright subsists in sound recordings quite apart from the copyright in the musical works reproduced thereon. In the case of music, the right of copying is controlled by the *Mechanical-Copyright Protection Society Ltd.*, and the right of public performance by the *Performing Right Society Ltd.* Similarly, in the case of sound recordings, the right of copying the record is controlled by the individual recording companies and the public performance rights on their behalf by *Phonographic Performance Ltd.*

Thus, broadly speaking, copyright can be divided into two parts: the right to perform the work *in public*, and the right to reproduce it by *any means*. Any performance in private is not subject to copyright. The Copyright Acts of 1911 and 1956 do not define what constitutes a public performance. Nevertheless, a number of precedents now exist, from which it can be stated very broadly that performances which do not form part of the domestic or home life of those participating are public within the meaning of the Copyright Act. Thus permission will be needed if material is played to members of a gramophone or tape recording club. Incidentally, in this connection, although the members may have bought the tapes or discs, they will not have bought the rights to give a public performance in this way.

In the United Kingdom, copyright in music continues to subsist for a term of fifty years from the end of the calendar year in which the composer died and, in the case of sound recordings, for a term of fifty years from the end of the calendar year in which the recording was first published.

Nevertheless, even while subject to copyright, apart from being used for private purposes it may be used for review purposes (if, for instance, subsequently you genuinely will write about it). Also, it may be used for research and private study of the copyright work, provided this is subject to "fair dealing". Besides this, permission is not required if material is to be used by a teacher or a pupil for educational purposes in a classroom in school hours. Incidentally, there are no "fair dealing" provisions for sound recordings. The usual permission for copying must be secured from the individual recording companies concerned.

If, therefore, any copyright work will be heard at a public gathering, permission from the copyright holder must be obtained and a fee paid (for this is how authors and composers, and their dependents after them, receive an income). The *Performing Right Society* (29/33 Berners Street, London, W.1) undertakes the collection and distribution of fees for over 3,000 British composers and authors—which probably represent 99% of the active creators of music in this country. The Society also represents in Britain more than 130,000 composers from all parts of the world. Nevertheless, if an author or composer is not represented by the Society, it will be necessary to approach him direct.

Besides this, however, it is necessary to have a licence actually to give a public performance, of anything which has been recorded. When a commercial sound recording is used publicly, a licence must be obtained from *Phonographic Performance Ltd.* (62 Oxford Street, London, W.1.)

Whereas these two organizations deal with the licences necessary to give a public performance, it is also necessary to obtain permission actually to make a recording of a work. This is when the *Mechanical-Copyright Protection Society Ltd.* (380 Streatham High Road, London, S.W. 16) comes in. Its permission is needed to make a recording, and the fees which it receives are paid to the actual copyright owners of the music concerned.

That is a start, but it is by no means the end of the complications.

Suppose, for instance, you want to make a recording of a concert to which you are going. In the first place, whether the material used is subject to copyright or not, you will have to obtain the permission of the sponsors or the owners of the building to make the recording. This may be forbidden. And, before a recording may be made of a

THE COPYRIGHT POSITION

BY JOHN GASELEE



a conducted tour through a legal maze

live performance for subsequent public use, permission in writing must be obtained from all the performers involved.

If you want to make a recording of a commercial record, you will have to obtain the permission of the record company concerned. In fact, it is most unlikely that this permission will be given. For, obviously, to allow people to make their own recordings of records could have a serious effect on the sales of the latter. Nevertheless, there are special occasions when permission might be granted, on payment of a suitable fee. One possible occasion is if a play is to be put on in a church or for charity. If *parts* of different records are wanted on a continuous tape as incidental music, permission might be granted. But you would not be allowed to make your own recordings of records for background music anywhere, or for dances. Clearly, in these instances, the conventional records could be used. In this case, however, a licence would have to be obtained from the *Performing Right Society* and *Phonographic Performance Ltd.* Besides this, even if a commercial or other record is dubbed or re-recorded with the permission of the owner of the copyright in the recording, this does not automatically confer licence to reproduce copyright material which may be included, and the *Mechanical Copyright Protection Society* would have to be approached.

There are fresh complications so far as sound radio or television broadcasts are concerned, for the BBC and ITA have been granted copyright protection for their programmes to prevent illegal recording for other than purely private and domestic purposes. This right, however, is distinct and separate from the copyright which may subsist in the *material* of which such programmes may be made up, and which may not be recorded for any purpose other than those exempted under the Copyright Act 1956, i.e. fair dealing and private study. The copyright in such programmes subsists for a period of fifty years from the end of the calendar year in which the broadcast was made. In seven years time the BBC will be celebrating its fiftieth anniversary. Anyone with recordings of broadcasts made in those early days will be able to use them without obtaining permission from the BBC. But if the *composer* is alive, or has not been dead for more than fifty years, it will still be necessary to obtain the various other licences.

As an example of the procedure, therefore, let us consider taking a tape recording of a record played on the radio, which one wishes to use to entertain the public (or members of a club) in some way. We will assume that the author and/or composer have not been dead for more than fifty years.

In the first place, it would be necessary to obtain the permission of the BBC (or the television company, if it was an independent television programme). Secondly, it would be necessary to obtain the permission of the Record Company which made the record. Actually to make the recording, you will need to obtain the requisite licence from the *Mechanical-Copyright Protection Society Ltd.* You will have to obtain permission from *Phonographic Performance Ltd.* to use the recording in public, and you will need a licence from the *Performing Right Society* to use the music in public.

In this case, five separate permissions are needed. A fee will be charged for each, although, if the performance is for charity, this may

(continued on page 499)

FACILITIES for monitoring either the incoming signal or the recorded signal as the recording is actually progressing are essential for many applications. It is not always possible, of course, to set up all the recording equipment within the immediate area from which the programme material is derived. The recorder and ancillaries often have to be installed in a small room nearby, the programme signal then being fed in through the microphone cables.

Unless the recordist under these conditions has some means himself of listening to the programme as it is going on to the tape, or as it was recorded a second before, he is completely cut-off from the heart of things, and it then lies truly in the lap of the Gods as to whether or not a reasonable recording will result, or even whether sufficient editable material will be patterned on the tape.

The success or otherwise of the recording can only be discovered after such a recording session on a replay—but it may then be too late to do anything about it.


When the recording equipment is, in fact, in the same room as the microphone(s), the need for monitoring facilities is considerably less, but even under that condition it is nice to hear exactly what is going on the tape, in spite of the fact that the record level indicator may be revealing that the level of the signal is just right for a good recording

and, of course, in that condition does not represent a truly balanced signal as it should appear from the output of the replay channel. Nevertheless, as long as this signal shortcoming is understood, head monitoring is quite useful and is better than no monitoring facility at all.

A machine that is not fitted with this simple kind of monitoring facility can easily be modified to make it available. Whether or not this is entrusted to a dealer skilled in the arts of tape recording will depend upon one's own technical and mechanical ability. The exercise is by no means a difficult one, and for those of our readers who would like to try their hands at fixing a simple monitor socket, the following instructions are given.

Firstly, either on the tape deck or somewhere on the cabinet a position must be located to fix a jack socket. This is not a very large item and can usually be tucked in at some corner with a little room to spare. Before drilling a hole to accommodate the socket, however, it is as well to have the socket which is to be fitted at hand so that the overall dimensions can be matched to the space available on the recorder. It is not a good idea to drill the metal panel of a tape deck, for this action can weaken and distort the mechanism and give rise to wow and flutter and other bad troubles. Look for a place

towards better taping PART TEN



depth, and that programme peaks are being avoided by judicious use of the record level control.

Moreover, it is not always a good thing to have the tape recorder in hearing distance of the microphone(s), for it is surprising just how sensitive a microphone is to noises like motor buzz, tape click and spool rattle, even though they seem insignificant against a background of relatively loud programme noise.

It often pays, then, to put the recorder out of acoustical sight of the microphones, which takes us back again to square-one and the need for monitoring facilities.

Some machines in the 'popular' category feature a high impedance jack socket for monitoring purposes. This circuit is designed to channel a little of the signal existing across the record head into a pair of high impedance headphones. This it does without imposing too great an extra load across the head and record amplifier output. From the phones is then heard the programme signal as it exists actually at the input of the record head.

Thus, provided the record head is without fault, the tape is correctly threaded and the oxide-coated side is passing the head gap in contact with the pole pieces, and the oscillator is pumping a bias signal of correct amplitude into the record head and erase head, one can be reasonably sure that what is heard in the phones is, in fact, getting on to the tape! The quality of the monitor signal is usually poor from this kind of monitoring channel, since at the record head the signal is equalised in various ways to suit the record/replay characteristics,

MONITORING THE SIGNAL

BY GORDON J. KING

Fig. 3 (above) :
*Mr. Harry Mudd preparing
to record an organ
in the New College chapel
pump room.*

on the cabinet or amplifier panel. Some machines have a socket panel at the rear, this being an ideal mounting place.

The jack socket needs only to be a two-contact type, and there are a variety from which to choose, ranging from sub-miniature types to standard types which fit jack plugs to BS666. Any reputable dealer in hi-fi will help to sort out a suitable socket and matching plug.

Having fitted the jack socket, the next move is to connect it to the record output circuit. Screened cable with a single, insulated inner conductor and a PVC outer sheath should be used for the connection.

One part of the circuit can be connected without further ado, and that is the braid which forms the screening. This is used as the 'earthy' conductor in the circuit.

The braid should be soldered to the 'earthy' tag on the jack socket at one end of the lead and to the chassis of the recorder amplifier at the other end. The inner conductor at the jack socket end should be carefully dressed and soldered to the remaining tag on the socket taking care to avoid a short-circuit between inner conductor and screen (braid).

The remaining part of the exercise now resolves simply to finding somewhere to connect the inner conductor at the far end of the screened lead! Actually, of course, this conductor has to be connected to a part of the circuit which, when the instrument is switched to RECORD, carries the programme signal to the record head (note here that although we are referring to the head as the "record head", in the majority of the popular range of recorders the same head is used for both record and replay, a changeover switch being used to direct either the programme signal to the head on record or the head signal to the replay amplifier on replay).

We are now, then, truly up against the problem of locating the circuit which feeds the signal to the head on record. We could simply connect the inner conductor to the 'live' tag on the head (the other tag

course, the level of the signal across the monitor head will generally be insufficient to work a pair of headphones direct. The signal level is so low that virtually nothing would be heard in the phones.

The monitor head pre-amplifier should embody equalisation to give the necessary CCIR replay characteristics. At that stage, the signal could, if required, be applied direct to a pair of phones and good quality reproduction would be expected if all is well with the recording (fig. 2).

FEASIBLE CONNECTION

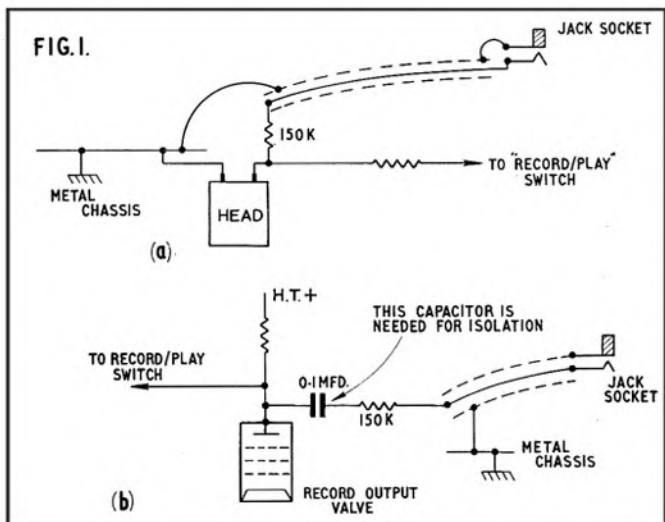
It is quite feasible, of course, to connect the equalised monitor signal to the input of a separate hi-fi amplifier and in that way obtain the sort of monitor quality that one would expect to achieve by playing the recorded tape back into a quality replay channel. It is, indeed, useful to have available a monitor signal of good quality from a separate head.

Ingoing and immediately recorded signals should only be monitored at high level in a room removed from that containing the microphones. If, for instance, a monitor channel terminating in a loudspeaker is established in the room from which the programme is being recorded, it is almost certain that acoustic feedback will ensue from the speaker back to the microphone, through the amplifier and back to the speaker again. The resulting loop can set up a very disconcerting howl which can only be avoided either by switching off the monitor channel or turning its output down to a low level. Even then, the reproduction may sound rather 'ringy', although there may not be sustained feedback. For local monitoring, therefore, a pair of headphones must be employed.

The situation is entirely different when the recorder and monitoring equipment are out of hearing of the microphones. It is perfectly in order then to run the monitor channel at as high a level as may be desired. It is often desirable, in fact, to wind up a monitor amplifier (as fed from a monitor head) to a fairly high level to drive a good quality enclosed speaker to secure the 'feeling' of the programme being recorded.

WELL-KNOWN AUTHORITY

The author has assisted with the recording of organ music, in association with the well-known authority, Mr. Harry Mudd, when this kind of high-level monitoring has been very much favoured. Fig. 3 shows Harry Mudd at the controls of the professional *EMI* stereo recorder during a session of organ recording at New College Chapel, Oxford. The exercise was for the production of a master tape, under the musical direction of Dr. David Lumsden, leading to the publication of one of the well-known records under the *Alpha Records* label (AudioVision Developments Oxford Ltd.).



is generally considered as 'earthy' since it is connected to the metal chassis—or HT negative line—of the amplifier), but this could load the head too much and upset the recording characteristics. The best plan is to connect the inner conductor to the head circuit through a resistor of about 150K ($\frac{1}{2}$ -watt, carbon). The resistor will ensure that the head circuit is not loaded very heavily and will prevent interference with the bias signal (fig. 1 (a)).

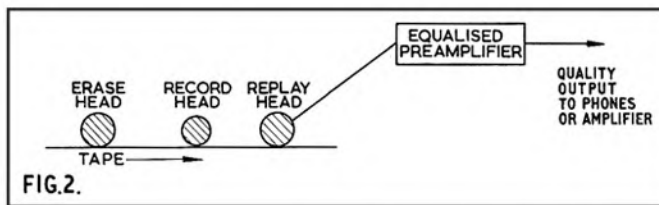
Alternatively, the inner conductor could connect to the anode of the record output valve via the resistor and an isolating capacitor. Since that valve is often also used as an amplifier on replay, the same socket could be used to deliver a replay monitor signal as well (fig. 1 (b)).

High resistance headphones must be used for the best results, an impedance value in the order of 1K to 4K being suitable.

MONITOR PLAYBACK HEADS

Professional tape recorders feature a separate replay head placed just after the record head so that the material actually recorded on the tape can be monitored almost immediately and while the recording is taking place. This means that adjustments can be made of signal level, programme balance and also to the bias amplitude, if necessary, for the best possible recording.

It is not completely outside the scope of the enthusiast to fit his own separate monitor head—indeed, some tape decks are designed to cater for a head of this kind. It is a good idea to select a head which matches the existing replay and/or record-replay head. In that way the replay input circuit and preamplifier can be duplicated, for, of



Here the equipment is set-up in the organ pump room and the monitor channel of the *EMI* recorder is fed to a *Mullard* 20W hi-fi amplifier, the output of which is driving a *Goodmans* speaker system reflex loaded in an enclosure mainly of marble! Only in this way has Mr. Mudd found it possible to re-create the vastness of the organ music in the small pump room—above the background noise of the pump in full action—so that accurate monitoring could be maintained.

Incidentally, Mr. Mudd favours a separate 'talk channel' direct to the organist, which is the purpose of the ribbon microphone to the right of the recorder. During many of his organ recording sessions Mr. Mudd has adopted closed-circuit television so that he can observe the relative position of the choir and give immediate instructions with regard to re-positioning through the talk channel while at the same time monitoring the programme!

Here, then, is food for thought and shows one way, at least, of marrying television to tape recording.

33 GNS BUYS FINGER-TIP CONTROL- AND 15 LUXURY FEATURES!

- 4 tracks—12 hours playing ■ 2 speeds— $1\frac{7}{8}$ and $3\frac{3}{4}$ ■ Superimpose button ■ Auto-stop ■ Push button programme indicator ■ Pause control ■ Microphone and lead included ■ Straight through amplifier ■ External speaker socket ■ Finger-tip piano key control ■ Tape inching either way at a touch ■ High quality amplifier, 3 watts output ■ Two-tone finish ■ Free reel of BASF tape ■ Free BASF booklet of tape recording hints.



ULTRA

Features the most

TO : ULTRA RADIO & TELEVISION LTD.
TELEVISION HOUSE, EASTCOTE, RUISLIP, MIDDLESEX
Please send me free colour leaflet on the Ultra tape recorder

Name.....

Address.....

TR31

OUR READERS WRITE . . .

. . . about four-track stereo tape records

From : T. Ingham, 11 Simister Road, Failsworth, Lancs.

DEAR SIR, I am a regular traveller to the U.S.A. and one thing puzzles me in regard to the attitude in the U.K. towards 4-track tape recorders and in particular four-track stereo tape records.

No matter what English magazine I read on hi-fi or tape recorders, there never seems to be any mention of four-track stereo tapes. Why is this? Surely it is not because there is no market for them (or have they not been introduced to the market?)

We are still getting mono tape reviews in England; in the States these are completely obsolete and very rarely does one see even a twin-track stereo tape in America. Are we really so backward in England as to be still enthusing over mono tapes, when they are practically the same as when tape recorders first became popular at least twelve years ago.

Even the twin-track stereo tapes are very limited and dreary in their content; I am quite sure that if the stereo enthusiast were to listen to four-track stereo tapes he would be very discontented with his mono reproduction. Please can't the public be given the chance to compare tape with disc. I am quite sure what they would go for after that. British manufacturers really ought to wake up to the trend, which is to stereo, and get some four-track stereo tapes on the market now.

Yours faithfully,

Editor's note: We review all the tapes which are submitted, and this has included a few 4-track stereos. The fact is that in the U.K. the overwhelming majority of recorders in use are mono machines, whereas most people with stereo equipment concentrate on discs.

. . . about carets and hats again

From : D. P. Robinson, Flat 3, 11 Woodside Avenue, London, N.12.

DEAR SIR, Mr. Pratt has provided, in December *Readers' Letters*, an interesting symbol for the centre position of S.10 of the Stereo Mixer, to indicate that the meter is reading either A or B, whichever is the greater. I am not sure that it is instantly recognisable as such, but it certainly should inspire many questions from people using a mixer with this symbol! It would indeed be disastrous in this application to read the vector product of A and B, but since $A \wedge B$ can be expanded to $AB \sin \theta$, where θ is the angle between A and B, the symbol could be used for phase meters in other applications.

I was stimulated by Mr. Pratt's letter to make a few more enquiries myself, with the conclusion that there is no simple answer other than the one he proposed. I did manage to produce three other ways:

the maximum of A or B, written as |A, B|
the straightforward writing A (A > B), B (B > A)

$$\frac{A+B}{2} \quad \frac{A-B}{2}$$

or the cumbersome $\frac{A+B}{2} + \frac{A-B}{2}$

where \sim is the positive difference of A and B.

It is also possible to write, in even more complex form, expressions from Dirac and Heaviside functions, but the panel space under S.10 is not large enough to contain these! I think that Mr. Pratt's symbol should be very satisfactory and I am hoping to see it on many mixers in the future.

Yours faithfully,

. . . about one man's editing

From : Robert J. Powell, 52 Harcourt Road, Alexandra Park, London, N.22.

DEAR SIR, Referring to the article *One Man's Editing* in the November issue of *Tape Recorder*, may I say that I find one or two points rather misleading.

(1) Fiddling about with crocodile clips may put off some people; I find the end of the index finger far easier. If the splicing tape is held between the thumb and index finger of the right hand and cut with a razor blade held in the left hand, the splice is left sticking to the index finger. From here it may easily be transferred to the tape held in the editing block.

A few words here about the EMI block. Some people do not like having such things permanently fixed to their machine. If two rubber 'suckers' are glued to the underside of the block it may be held firmly in position while the editing is being done and removed afterwards.

(2) The caption under the photograph of the EMI TR 90 deck on page 399 may lead readers to believe that the playback head is inaccessible. In fact the TR 90 is the easiest machine I have ever had to edit on, as the playback head is very easy to 'get at'. All this, however, does not detract from an interesting article.

Yours faithfully,

. . . about hydro-bagpipes

From : R. S. Finlayson, 64 Downlands Road, Purley, Surrey.

DEAR SIR, Without ready access to six fathoms of water I have not been able to conduct the experiment suggested by your correspondent, Mr. Rimmer (page 372, October). However, a similar experiment has been done by one of my countrymen, who, to the surprise and financial disadvantage of a betting cousin from across the Atlantic, successfully played the bagpipes on water-skis in much more than six fathoms of water off the West Coast of Scotland.

The result, as far as I know, was not recorded on tape, and so I am conducting more modest experiments in my bathroom in approximately one fathom. If Mr. Rimmer cares to contact me I will be happy to let him hear the results backwards and forwards at the same time without moving the bar.

I do not intend to publish a paper on the subject, however, because the fees therefrom are unlikely to cover the cost of the bagpipes.

Yours faithfully,



. . . about the Williamson pre-amp and Hoddinott microphone

From : E. Birchenall, 368 East Second Street, North Vancouver, British Columbia, Canada.

DEAR SIR, I do not know whether you are interested in readers' interpretations of the various constructional articles which appear in your publication from time to time (*We are always interested—Ed.*) but on the offchance that you may be, I am enclosing details and a photograph of my own version of the transistorised microphone pre-amplifier which was described in the September 1963 issue.

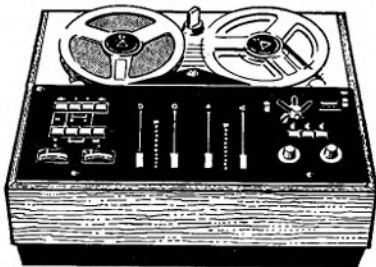
For a 'one shot' project printed-circuitry seemed hardly worth while, so having read something of the modular form of construction I decided to try my hand and came up with the results illustrated. While I realise that my efforts cannot be compared with a commercial packaged product, they may prove of interest to those of your readers who are not so well 'heeled' as, outside of circuit components, cost of

(continued overleaf)

● You're Guaranteed a Better Deal
When you **PART EXCHANGE**
Your **TAPE RECORDER**
with **R.E.W**

A friendly welcome awaits you at our bright showroom extension. Here you will find a lavish array of equipment at every price level . . . make your choice for immediate delivery or if you cannot visit us, the fast and friendly R.E.W. Mail Order Service makes it easy for you to enjoy the professional results only possible with an advanced Tape Recorder. Get in touch with us Now. We have thousands of satisfied customers and a reputation for generous part exchange, reliability and specialist service.

MACHINE OF THE MONTH



**B & O
BEOMASTER 2000**

**ALL TRANSISTOR
STEREO TAPE
RECORDER**

Two or four tracks

105

In teak or £16 5 0 deposit and 12 monthly payments of £7 16 8 with detachable speakers 108 guineas or

£17 8 0 deposit and 12 monthly payments of £8 0 0. Latest version of the B & O Stereomaster, with built-in mixing panel for simultaneous mixing of three input signals. The ideal machine for the really discriminating amateur, built to a comprehensive professional specification.

You're guaranteed maximum satisfaction with the R.E.W.

"PLUS FIVE" SERVICE

- Generous part exchange allowances.
- No interest terms—lowest deposits.
- Off-the-shelf delivery from the biggest range under one roof.
- Free servicing and free delivery.
- Optional personal insurance.

INTEREST FREE TERMS

Take your pick from our wide range and have any machine you want for 10% deposit, balance twelve months and no interest charged. (18-24 months H.P. terms also available.)

300 MACHINES ON DISPLAY!

Call, see, hear and choose the Tape Recorder you've always wanted from one of the biggest ranges anywhere. Just about every model for off-the-shelf delivery.

An unrivalled stock of leading makes of used machines at unbeatable bargain prices—30%-60% reductions on original prices! Make a point of asking for our Special Bargain List.

CASH FOR YOUR TAPE-RECORDER OR HI-FI. Highest cash offers for good equipment . . . get in touch today!

OPTIONAL INSURANCE at nominal rates against unemployment, sickness or accident during term of H.P. agreement. Premium 6d. in the £—gives cover over two years.

Bargain Basement

We have an unrivalled stock of new and used machines at unbeatable bargain prices—30%-60% reductions on original prices! Make a point of asking for our Special Bargain List.

Home demonstrations in the London area gladly arranged. By return enquiry service. Agents for all makes.



R.E.W


(Earlsfield Ltd.)

Mail Order Department
266/268 (TR) Upper Tooting
Road, London, S.W.17.
Telephone: BALham 9174-5

READERS' LETTERS CONTINUED

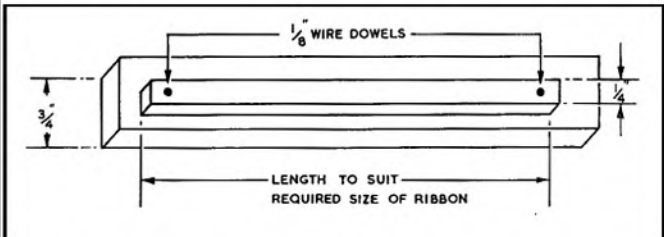
materials was minimum. The wafers were of phenolic board (Paxolin sheet) $\frac{1}{8}$ in. thick, the wire risers of pre-stretched hook-up wire and the lateral supports, also of Paxolin sheet, were notched and secured with contact cement. The brass eyelets through which the risers pass are of the type used in model airplane construction.

The 9V battery was 'piggy-backed' on the aluminium case to avoid delving into the 'innards' when renewal becomes necessary. This also avoids possible damage arising from a dead battery and obviates the need for a switch as one only needs to remove the battery connector.



Incidentally, the case was also 'home rolled' and soldered with aluminium solder. This is mentioned as I have heard doubts expressed as to the efficacy of this material. It really does work provided proper techniques are employed.

Also in the process of construction is the ribbon microphone described in the July and August 1963 issues. Some difficulty was experienced in cutting accurately the ribbon for this project, so a simple jig was devised, sketch of which is also enclosed. The foil is sand-



wiched between the two sections clamped tightly with, failing anything else, two Bulldog paper clips and given the prescribed treatment with a new razor blade as described in the original article; it is good for about four cuts before it becomes scored.

Yours faithfully,

. . . about the Akai 345 review

From : Pullin Optical Co. Ltd., Ellis House, Aintree Road, Perivale, Greenford, Middlesex.

DEAR SIR, In a recent review of the Akai 345 tape recorder (August 1964), your reviewer complained that the deck would only accept American type spools and that Continental spools could not be fitted to it.

We must point out that, by removing the rubber sleeve from the locating peg on the spool turntable, any Continental spool can be placed on the machine, although in many cases the manufacturer's label obscures the hole in which the locating peg fits and it is necessary to pierce the label at this point with a pencil or small screwdriver.

Perhaps you would be good enough to draw the attention of your readers to this simple solution.

Yours faithfully,

. . . about plastic spools

From : Albert E. Pye, 37 Hawthorne Avenue, Reepham Road, Norwich, NOR 30M.


DEAR SIR, It is about two years now since I was introduced to tape recording and every time I see a machine in use my eye travels straight to the plastic spools.

I have yet to see a plastic spool which has been in use for at least a month that does not run out of true. Side One will probably run dead true, but turn it over to Side Two and the up and down movement can be seen and very often heard as well, as the tape touches the rims. Much of the wow complained of could be due to the spools and not the machines.

Is it not possible to make spools of a material that does not warp?
Yours faithfully,

THE Series 80 Tape Deck has been used in a number of different machines, and it might be as well to begin this article by outlining the differences. Firstly, the deck itself comes in four versions: D82, $\frac{1}{2}$ -track with two heads; D84, $\frac{1}{4}$ -track with two heads and track-selector/stereo switch; D86, $\frac{1}{4}$ -track with three heads, suitable for stereo; D87, $\frac{1}{2}$ -track with three heads, stereo.

Next, there are versions of the above, having the same numbering, but with the prefix PD, denoting 'deck with pre-amp'. These comprise an '80' deck, with a recording amplifier, a playback pre-amplifier, a push-pull bias and erase oscillator, and an integral power pack. Intended to be an adjunct to an existing hi-fi rig, the PD units are supplied on a wooden plinth, with rear connections. Alternative arrangements are available. There are two independently controlled inputs, superimposition and auto-stop. Outputs are 1V at 47K and up to 10V at 250K. Input specifications are as for the complete recorders—see later. The valve line-up is as follows: EF86 first stage; ECC81, two-stage amplifier; ECC82, push-pull oscillator;



EM87, record level indicator; with metal rectifiers used for both mains rectification and auto-stop circuit, and a crystal diode (OA81) signal rectifier.

In addition to the four PD units, there are two special units, constructed for use by Educational Authorities, the PD83 and PD85, $\frac{1}{2}$ - and $\frac{1}{4}$ -track respectively. The main difference is that GPO jack sockets are fitted to a panel at the front, and a meter is used instead of the EM87. Presumably the little horrors make so much noise that a more accurate balance by the master in charge is required. The circuit is a little different, with an additional ECC83, and a single output of 1V at 47K intended to match into existing audio equipment at the school.

The complete tape recorders are the R82 and R84. Both are designed as mono machines, but conversion to stereo is a simple matter. To fill in some further deck details, two speeds are provided, $7\frac{1}{2}$ and $3\frac{3}{4}$ i/s, spool size is 7in. and the well-known hub-locking system is used. The addition to the PD82 and PD84 is a power output stage, built around an EL84, and a 9 x 5in. high-flux loudspeaker. This gives 4W output, and allows the extra facility of a tone control, incorporates a speaker muting switch and has extension loudspeaker matching for 3 or 15 ohm units.

The deck is a truly British piece of engineering. Before the cynics descend on me, let me say that this is not intended as a sneer. Despite the remarks made by the late lamented John Berridge in his last article

from America (see *Hi-Fi News*, Nov. 64), I am convinced that the virtue of British design is its rugged and maybe uncompromising solidity. JB asserted that we were losing exports because British manufacturers would not angle their design more toward the buying country's standards. While this may be true of some equipment in the 'popular' category and is certainly a point which more production teams should note when drawing up specifications for such things as outlet sockets, and mains plugs, I do not believe it to be true of the kind of equipment into which the '80' may be classed. Our friends abroad are looking for the 'British' label—*Rolls* quality, if you like.

TAPE RECORDER SERVICE

No. 37 TRUVOX SERIES 80

BY H. W. HELLYER

After which digression, those who have not seen a Truvox deck may imagine something steely and functional. Of course, the opposite is true. The deck is very tasteful in design and appearance, and the only doubtful point about it, the heavy action of the push-buttons, has been overcome in the later '90' series with finger-touch keys.

The deck is built on a heavy die-cast plate and uses three motors. Where previous decks (the *Mark VI* may be familiar to many readers) employed similar BTH motors, the 80 has a *Papst*, external rotor, hysteresis motor for the capstan drive, and separate induction motors for the spool drive. Each speed position has its own pulley, and these are completely disengaged when the machine is switched to the OFF position. A heavy, balanced flywheel is used. Wow and flutter is better than 0.15% at $7\frac{1}{2}$ i/s and better than 0.2% at $3\frac{3}{4}$ i/s.

HEAD SPECIFICATIONS


Head details are as follows: Record/Playback head inductance is 1.25mH ($\frac{1}{2}$ -track) and 850mH on either section ($\frac{1}{4}$ -track). Impedances are 7.8K ($\frac{1}{2}$ -track) and 5.5K ($\frac{1}{4}$ -track). Resistances: 1.1K ($\frac{1}{2}$ -track) and 1.1K ($\frac{1}{4}$ -track). Erase head inductance is 1.4mH ($\frac{1}{2}$ -track) and 80 μ H ($\frac{1}{4}$ -track).

Record signal current is 70 μ A for the $\frac{1}{2}$ -track head and 50 μ A for the $\frac{1}{4}$ -track head, and the required bias voltages for these are 120V and 75V respectively. Bias and erase frequency is 55 Kc/s and erase voltage is 45V ($\frac{1}{2}$ -track) and 12V ($\frac{1}{4}$ -track). The gap length is 0.00014in., and the crosstalk figure stated for the two-gapped head is better than 55dB.

Azimuth adjustment is quite simple, with three-screw fixing employed, spring-tensioned. The top edge of the record play head facing

(continued on page 493)

SONY[®] RESEARCH MAKES THE DIFFERENCE— THE VITAL DIFFERENCE IN TAPE RECORDERS



Technical brilliance and outstanding design have made SONY Tape Recording Equipment a world known example of superb Japanese radio engineering. This high quality is achieved through SONY'S policy that places highest priority on Research—Research that makes a difference to you, the owner... a difference that can be seen and heard in SONY.

A COMPACT STEREO
TAPE RECORDER OF
OUTSTANDING QUALITY
... **SONY TC 200**

"Professional sound" with these Features:

Complete 4 track stereo and mono recording. 2 V.U. meters. TWO full range balanced satellite speakers. Instant Stop. Sound on Sound and Trick Recording. Variable Tone Control. Transistorised Pre-amplifier. Recording monitor through speakers. Public Address facilities. Individual Level Controls on each channel. Complete with two F-96 dynamic microphones.

For the name and address of the SONY dealer in your area, write to the sole UK Agent:—**ST. ALDATE WAREHOUSE LTD**
Radio and Electrical Division, Innsowth, Gloucester. Tel: TWIGWORTH 461

Northern Ireland Distributor: Messrs Solomon & Peres Limited, Belfast 1.
Distributor for Scotland: Bryterlite Electrical Co. (Glasgow) Ltd., Glasgow C.2.



TAPE RECORDER SERVICE

CONTINUED

Push-pull bias oscillator circuitry

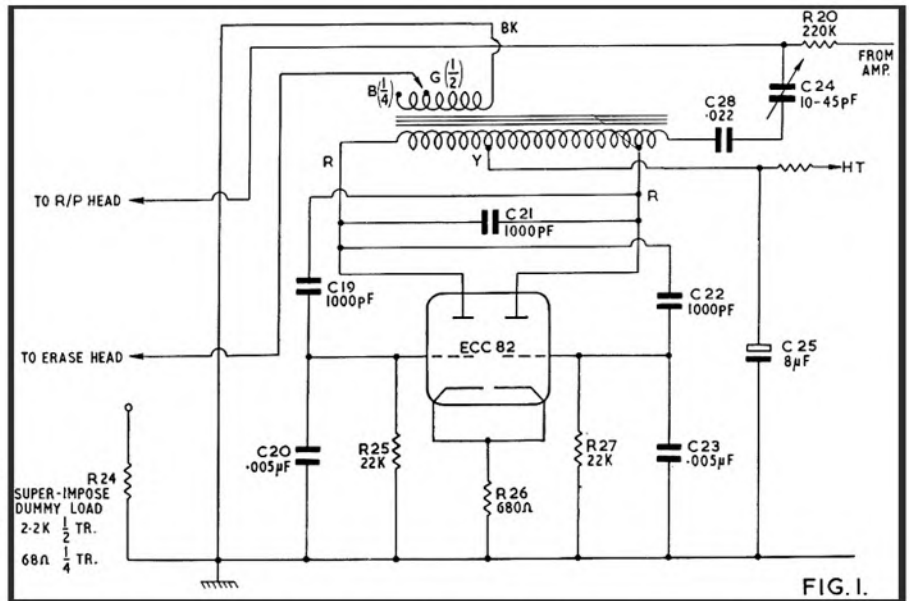


FIG. 1.

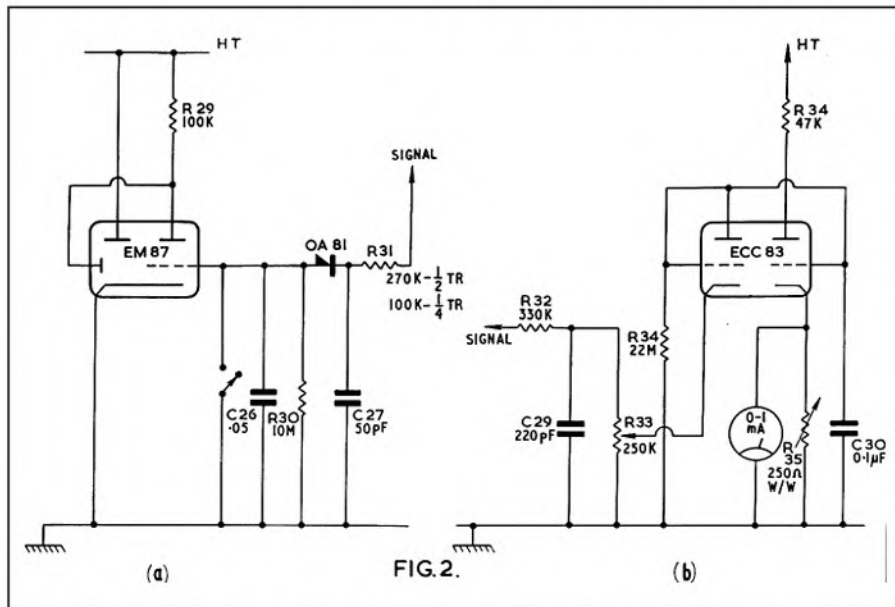
must be 0.01in. from the top of the tape. The top edge of the erase head should be level with or very slightly above the top edge of the tape.

Details of the principal deck adjustments for this series were given in my article (No. 14) of February 1963, with a few notes appertaining to common faults and their cures. This article fills in the gaps rather than repeats this information. The special reason for preparing these notes is to answer a number of queries that have arisen, some of which certainly reveal that neither the original article nor the manufacturer's comments on Alec Tutchings's review of July 1963, have been read.

Taking last things first: our reviewer noted a 50 c/s hum recorded on the tape after erasure, and also commented on the higher than usual

howled down, is that there should be an easier method of bias adjustment to allow for differences in tapes, and also for recording at different speeds.

Anyone who wants to pursue the subject still further can do so after studying the circuit of fig. 1, which is the push-pull oscillator circuit of the PD80 amplifier. Note that little chap C24, which is a 10-45 pF compression trimmer. Failure in this component can upset your bias. Note also that there is a tapped secondary, with alternative connections for $\frac{1}{2}$ - and $\frac{1}{4}$ -track working, a similar transformer being used in both types. The blue wire is used for $\frac{1}{4}$ -track heads and the green wire for $\frac{1}{2}$ -track heads.




Side-by-side circuits for magic eye (a) and vu-meter (b)

hiss level. The makers came back smartly with the answer that in all probability the mains transformer had moved, causing hum induction. On later models an improved transformer mounting is fitted. The second point, they suggested, may have been caused by a change in characteristics of the oscillator valve.

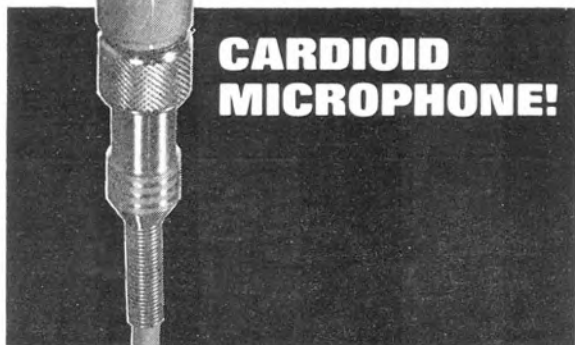
This has not satisfied some readers, who say, in effect, "What is the use of having a push-pull oscillator if such a small change in characteristics can give a 4 to 6dB increase in hiss level?" I do not propose to be drawn into this argument, but would refer readers to the excellent series of articles by K. R. Wicks on *Bias in Tape Recording*, which commenced in April 1964. One thing I will state, at the risk of being

Something of a bonus is the circuit given in fig. 2. As stated above, the machines designed for use by the Education Authorities have a VU-meter instead of the EM87 magic eye. An ECC83 is used as signal amplifier and detector, and the meter is a 0-1mA type. Many readers have asked what alterations would be needed to their machines to substitute a meter for the less accurate magic eye. Here is a direct comparison which may prove a useful guide—and may save us a few stamps! Fig. 2a is the conventional magic eye circuit, with the signal applied via R31 (270K in $\frac{1}{2}$ -track models, 100K in $\frac{1}{4}$ -track), and rectified by the OA81 for application to the control grid of the EM87.

(continued overleaf)



**NEW
FROM**



**CARDIOID
MICROPHONE!**

After years of research, Grampian proudly present a microphone with a really good frequency response, high sensitivity and a genuine cardioid pick-up pattern.

More—it is rugged enough to withstand hard usage—and is still in the medium price range.

Especially useful under difficult conditions, the Grampian Cardioid is fully up to the highest Grampian standards of workmanship, reliability and integrity.

Frequency response 40 c/s to 12 kc/s. Available in 4 impedances—Low Impedance £14, other Impedances £15. Obtainable now from your Grampian dealer. Full details from—

GRAMPIAN SOUND EQUIPMENT
INTEGRITY THAT YOU HEAR

GRAMPIAN REPRODUCERS LTD
Hanworth Trading Estate, Feltham, Middlesex. Feltham 2657

TAPE RECORDER SERVICE

CONTINUED

Fig. 2b shows what is basically the same circuit, with the first half of the ECC83 strapped as a diode and used to rectify the signal, whose level is controlled by a 250K potentiometer. The resultant DC is fed to the second half of the ECC83 and the amplified anode current is measured by the meter.

The measurement is taken across the cathode resistor of this triode, which is a 250-ohms, wire-wound potentiometer connected as a variable resistor. Adjustment of this resistor regulates the standing anode current of the valve (normally 1.2mA) and shunts the meter. Correct setting is for zero reading with no signal input. R33 is then adjusted to give the required peak indication. A wide range of control is thus possible.

MAGIC EYE SENSITIVITY

For full closure of the magic eye, or an indication to figure 7 on the meter (calibrated 0 - 10), an input of 1.5mV into input 1, and 150mV into input 2 is correct. Input 1 accepts 1mV into 2 Meg. for normal modulation level, and input 2, 150mV into 500K. The inputs quoted above for full modulation should also give a 3V reading with valve-voltmeter across pins 2 and 3 of the output socket. For the same input, a reading of between 50 and 70 μ A record current should be obtained. This is measured across a 100-ohm resistor in the earthy lead of the record playback head. Input is a 1 Kc/s signal. For the recording sensitivity check, the oscillator valve should be removed.

Although this may seem a topsy-turvy way of pursuing a subject, the reason is simply that dismantling information, requested by some people who were nervous about inadvertently doing damage, had to be added at the end of the main details, if space was left. To paraphrase the lorry-driver's sign: 'If you can read this, the Editor has not been too close!' (*We have kept our distance.—Ed.*)

After removing the lead and ensuring that the rear pocket is empty, invert the machine, preferably on a cloth, not on the polished table. Remove the handle and the two screws on the sides. Lift the case clear of the mechanism. Then resume the correct position by holding the firm sides of the deck-plate. To refit the case, invert the mechanism, and tilt the case over it to an approximate position, and turn the whole works the right way up. This needs a little care, but is much easier than fiddling for screw-holes. Next, get the chassis as far forward as possible, refit the handle, then the side screws (shorter one to the left), tighten screws in turn, to make sure the chassis is not pulled to one side.

SEPARATED BY UNSOLDERING

The deck is separated by unsoldering the four connections on the tag panel at the left, unsoldering the erase head cable from the circuit, and disconnecting the record lead, which may be soldered or fitted with a coaxial plug. The spindle couplings should be loosened, the four corner screws removed, and the deck can be lifted clear.

If the flywheel or capstan spindle has to be withdrawn, a grub-screw near the lower shaft of the flywheel has to be loosened. Then, if the flywheel is supported with one hand, the spindle can be withdrawn with the other. Again, some care is needed to reduce the risk of damage to bearing surfaces. The lower end of the spindle seats on a steel ball which rests on a thrust pad. This pad, in its housing, must be free. Lubrication should be sparing, and the recommended lubricant, after washing the bearing clean with white spirit, is *Shell Tellus II*.

One final note: when reassembling, check the action of the PAUSE control. A tongue which engages a pin on a lever and operates the microswitch is limited in its travel by the top cover. Correct setting is for the nylon screw of the microswitch actuator to push to close just as the pinch wheel leaves the capstan by the initial action of this lever. The tongue may have to be bent slightly if difficulty is encountered.

tape reviews



COUNT BASIE SWINGS.
Featuring Joe Williams.

World Record Club
TT331. 3½ i/s mono. 29s.

THIS is really a showcase for Joe Williams, with lots of solid swinging backing from the Basie band. Joe Williams joined Basie about ten years ago, and the recording is from that period.

In addition to being an outstanding blues singer Joe Williams is equally successful with ballads. Track One is given over to four blues, including that great record success *Every Day I have the Blues*. My own favourites are *The Comeback* and a very fine version of Leroy Carr's *In the Evening* which features Frank Wess on flute backing the vocal. The ballads which take up most of the other track may not appeal to all who would enjoy the blues; my own choice of the best of these is Joe Williams's own sophisticated composition *My Baby Upsets Me*.

The magnificent Basie band is superb throughout, as we have come to expect. This band, which has been on the jazz scene for nearly thirty years with only Ellington to rival its excellence, provides perfect backing for every number. More tribute should be paid to the men responsible for the arrangements used by Basie, men like Ernie Wilkins and Frank Foster who deserve recognition every bit as much as the rest of the musicians. The continued popularity of this band is surely due to a very large extent to the outstanding work of the arrangers, plus the fact, of course, that despite changes over the years it remains firmly rooted in the Blues. The quality of the recording is first class.

T.F.



ART TATUM KING OF JAZZ
and **ART TATUM ALONE.**

World Record Club TT279
and **TTP 226** respectively. 3½ i/s
mono. Both 29s.

THESSE recordings of the near blind pianist Art Tatum were made at a private party in California in 1956, shortly before he died. Burnett James, writing in the notes that accompany *Art Tatum King of Jazz*, states a truism that jazz players are often at their best and most inventive in informal settings; but whoever else this may be applied to, it is certainly not, in my opinion, true of Tatum. For me Tatum was at his best when subjected to the discipline of playing with a small group.

Few, if any, jazz pianists have equalled the technical abilities of Tatum, and the same can be said about his extraordinary harmonic sense. But it was these very achievements that were so often responsible for Tatum's undoing as a jazz pianist, especially when playing solo. Dozens of jazz piano players with very much less technique have left behind them a much greater volume of great recorded jazz. Too much technique carried a good deal of Tatum's solo work over the border that demarks jazz from the music of the cocktail lounge.

If, however, you reject these heresies and remain a Tatum fan you will probably wish to have at least one of these tapes. *Art Tatum King of Jazz* is the better of the two; although both recordings are made up almost entirely of good jazz numbers, *TT279* has several really fine pieces of delicate tasteful jazz piano, above all *Jitterbug Waltz* and *Mr. Freddie Blues*.

The recording quality is good, if you make allowances for the odd party voice that occasionally breaks in, just not loud enough to catch what is being said. T.F.

ANTON BRUCKNER. Symphony No. 4 in E flat major. "Romantic" (1889). Vienna Symphony Orchestra conducted by Franz Konwitschny. **World Record Club TCM52,** 3½ i/s mono twin-track. 29s.

IT is interesting to note that Bruckner did not turn to music as a career until he was a mature person (he was over forty years of age when his first symphony was performed), and this, I feel is worth bearing in mind when listening to his music. His symphonic works are very often based on very simple ideas, extended compositions though they are, but are never naive. He was a teacher of composition at the Vienna Conservatory for a number of years and among his pupils was Mahler. Mahler, of course, became a composer of great originality, but in listening to Bruckner's symphonies certain sequences of modulation used by Mahler reveal their source.

This lengthy fourth symphony of Bruckner's is called "romantic", though it could better be described as "pastoral" if its title were to give an idea of the character of the music. The themes used in all the four movements are simple and are developed and orchestrated in such a way as to evoke an atmosphere of woods and glades and peaceful countryside. Even when, as in the last movement, a theme is developed into something of a climax, the music reverts to its more serene mood very quickly afterwards. In the third movement hunting calls are played on the horns during the presentation of the main theme, but these are soon followed by peaceful, pastoral pipings from the woodwind.

The performance given on this tape record is, I feel, well suited to the work. No great depths are plumbed and no great heights are scaled, for this is a serene performance of serene music. Conductor and orchestra work their way steadily through the symphony without fuss, effectively presenting each section when its turn arrives, and producing a satisfying overall effect of rest and calm.

The recorded sound is not always perfectly clean, particularly in passages where the brass instruments are playing. This, coupled with the rather reverberant presence, spoils the clarity of some of the more heavily scored passages. The dynamic range of the recording is not wide, but users of smaller machines would possibly find it adequate. G.G.

COPYRIGHT CONTINUED

be nominal. Nevertheless, it does show how easy it is to infringe somebody's copyright.

Tiresome as this may be, there is a purpose behind it. And that is to see that the composers actually receive the royalties to which they are entitled. As a result, although in the past a composer's main income consisted of royalties on the sale of sheet music, now his principal source of livelihood is recording fees and royalties and the performing right royalty charges—payable by anyone wishing to record or perform the work in public or to broadcast it. Most people are likely to agree that it is only fair that such a system should operate, and, one hopes, will abide by the Copyright Act and not try to defraud others of their due income.

REPS R10 MKII VERSION

AN IMPROVED MODEL IS NOW
AVAILABLE MAINTAINING A HIGH
STANDARD OF PERFORMANCE

Exclusive professional type idler wheel for reliability and reduced wow.

D.C heating on pre-amp valves.

Modified Magnavox Studio deck with improved wow/flutter.

Bogen micro-gap two or four track heads fitted.

10 watts nominal R.M.S. Rating.

Calibrated Bass and Treble controls

Mic. Gram/radio inputs, separate controls for mixing.

$7\frac{1}{2}$ i.p.s. 40—15,000 C.P.S. ± 1 dB 100 μ S }
 $3\frac{3}{4}$ i.p.s. 40—10,000 C.P.S. ± 2 dB 200 μ S } to C.C.I.R.
 $1\frac{7}{8}$ i.p.s. 50— 5,000 C.P.S. ± 3 dB 400 μ S }

5 ECC83. 2 EL84. 1 ECC82. 2 Contact Rectifiers.

Pre-amp Signal/Noise > --55dB at all speeds.



Fully illustrated literature
available on request to—

2 Track 59 gns.
4 Track 69 gns.

REPS (TAPE RECORDERS) LTD.

118 Park Road North, South Acton,
London, W.3 Phone: Acorn 4141

book reviews

TAPE RECORDING AND REPRODUCTION. By A. A. McWilliams.
287 pages and 180 illustrations. Price 42/-. Published by Focal Press
Ltd., 31 Fitzroy Square, London, W.1.

THIS book is one of a series of six, called *The Technique of Sound Reproduction*, which is intended "to form a single authoritative work" on the subject. According to the author's preface, this volume is aimed at hi-fi enthusiasts with "some knowledge of the fundamental principles of electricity, including valves, transistors and amplifiers". The technical level of the text is in fact very variable, but in general is rather more suited to the technical student readership envisaged by the series editor. Most of it has obviously been written with professional techniques and equipment in mind.

By either standard the book has misfired. About half of it (Chapters 3, 4, 6, 7, 10, 12 and 13) is good and sometimes excellent. The remainder has serious faults, the most noticeable being its uncertain intentions noted above. The technical level varies from the naively obvious, i.e. "The provision of fast spooling facilities enables a rapid search to be made for a particular part of a recorded programme. This search can be expedited if some indication is given of the extract's exact position on the tape. Most recorders include this facility . . ." (p. 37), to detailed analyses of various equaliser networks (pp. 152-157). Where the author is writing for the inexperienced, his advice is often a professional approach simply explained—apart from the language—rather than something which the amateur can practicably apply. For instance (p. 217) on *Testing the Recording Chain*: "It is therefore desirable to . . . select a few reels which are matched with regard to sensitivity, bias requirements and peak recording level".

Secondly, there are too many inaccuracies and doubtful, confusing, misleading and even contradictory statements. On p. 185 the author says, in effect, that a constant-current feed to a recording head requires a source resistance of some ten times the head impedance at the highest interesting audio frequency. In fact the source of resistance need be only twice the highest head impedance to limit the drop in head current at that frequency to about 2dB. On p. 195 he says magic-eyes should be connected before any recording equaliser; in fact they must follow the equaliser if one is not to risk overloading the tape at high frequencies. And on p. 19 we find: "Whatever (sound reproduction) system is used it must not alter the sound in any way. By this is meant, the sound issuing from the loudspeaker must be the same in form, if not in level, as that which actuates the microphone". My italics of course.

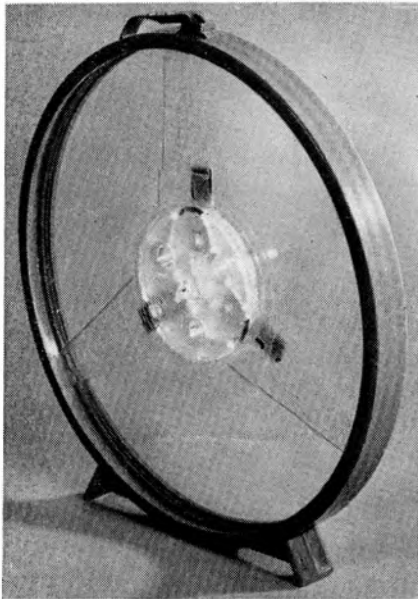
TRANSISTORS ARE SHUNNED

Thirdly, there is little evidence apart from the date at the front to suggest that the book was published in 1964; all but a few passages could equally well come from a book ten years old. Transistors, for example, are mentioned perhaps half-a-dozen times (usually followed by the word "portable") with no attempt to describe any typical circuitry, nor even to examine the problems of using them with heads. Multi-gap erase heads are ignored. Even in the chapter on *Equalisers*—one of the best explanations I have seen—there is no mention of how judicious pre-emphasis can reduce background noise appreciably and no hint that the Standards Committee have been discussing this (not to mention some recorder manufacturers using the technique) for four or five years now.

Lastly the text is unbalanced. Many topics (e.g. motors, magnetic theory, and recording without bias) are given far more space than their importance to the reader warrants, while others (e.g., playback amplifiers, background noise and power supplies) are very sparsely treated.

In short, this book fulfils neither the author's intention nor the aims of the series editor. About half the book is worth reading, but this is not enough to make it a good buy for anyone unless he is clear-headed and knowledgeable enough to detect the flaws in the rest.—G.C.B.


**SCOTCH
SELF-THREADING
SPOOL**



AUTOMATION entered a new field recently, with the introduction by 3M of a self-threading spool. Available only with 7in. reels of Scotch 150-18 tape, price £2 12s. 6d., the new spool has solid flanges and a free-standing "snap-closure collar". No hooks or catches are used to thread the tape which is merely laid between the flanges or close to the hub. When the recorder is switched to PLAY the tape winds on to and later unwinds from the spool of its own accord. **Manufacturer: Minnesota Mining & Manufacturing Co. Ltd., 3M House, Wigmore Street, London, W.1.**

Q.P. PRICES

KODAK quadruple-play tape, first announced in the October issue is now available on 4in. spools. Prices for the P.400 brand are as follows: 600ft. on 3in. spool, £1 13s. 6d.; 800ft. on 3½in. spool, £2 2s.; 1,200ft. on 4in. spool, £2 18s. 6d. **Manufacturer: Kodak Ltd., Kodak House, Kingsway, London, W.C.2.**



**TWO NEW
TANDBERGS**

LATEST additions to the Tandberg range are the *Series 8* and *Model 90*. Both models are monophonic and similar in style to the popular *Series 6* and *7*.

Series 8 machines operate at 3½ and 1½ i/s and are available with ½- or ¼-track heads and a choice of cabinet. Stereo playback is possible with the ¼-track version, using an equalised external pre-amplifier. Frequency response is 40 c/s to 10 Kc/s ±2dB at the faster speed and 40 c/s to 5.5 Kc/s ± 2dB at the slower. Respective wow and flutter

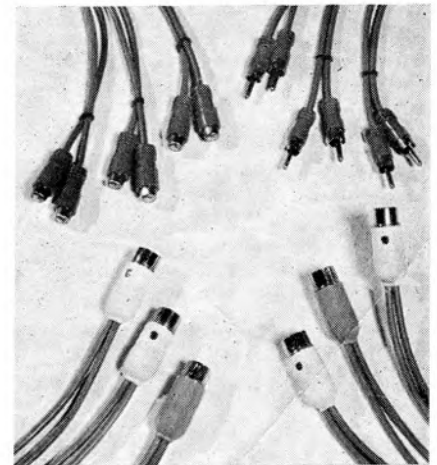
figures are 0.2% RMS and 0.3% RMS. Fast-wind transports 1,200ft. of tape in three minutes. A bass switch gives 12dB rise at 70 c/s on playback. Noise level on both ½- and ¼-track models is 50dB below maximum recording level. Output power is 3W to an internal 7 x 4in. speaker. Remote control of recording, playback and fast-wind is possible on the Model 8F which uses solenoid switching.

A similar specification is applied to the *Model 90* which features the extra speed of 7½ i/s at 0.15% wow. Frequency response at this speed is from 40 c/s to 16 Kc/s ± 2dB. Both models incorporate an EAM86 magic eye with a dynamic range of 20dB plus overload. Prices are as follows: *Model 823* (½-track in teak cabinet) £52 10s.; *Model 843* (¼-track version) £56 14s.; *Model 822* (½-track in portable cabinet with lid) £56 14s. *Model 842* (¼-track version) £59 17s. The *Model 92* costs £72 9s., optional carrying case £7 1s. 8d. **Distributor: Elstone Electronics Ltd., Edward Street, Templar Street, Leeds 2.**

MASTERTAPE SPLICING KIT

FIVE reels of coloured leader, tape splicer and cutter, metallic stop-foil and jointing tapes are included in the new MSS splicing kit. Full details on using the splicer are printed inside the lid. Selling at 21s., the kit is attractively packed in an eye-catching box. **Manufacturer: MSS Recording Co. Ltd., Poyle Trading Estate, Colnbrook, Slough, Bucks.**

**STEREO
CONNECTING
LEADS**



TAPE Recorder Maintenance, suppliers of spares and service for many brands of tape recorders, recently added a series of stereo leads to their range of interconnection accessories. Use of the five adapter leads and two-way 'Y' adapters bring the maximum possible combinations to many thousands from a total of thirty-three leads. Prices are as follows: twenty-two mono leads—£6 16s. 6d. Five adapter leads—£2 0s. 6d. Six stereo leads—£2 17s. 'Y' adapters—6s. 9d. All are individually packed and available separately. **Manufacturers: Tape Recorder Maintenance Ltd., 323 Kennington Road, London, S.E.11.**

ENDLESS TAPE CASSETTE

USING special lubricated tape, an endless tape cassette is now available on the amateur market. The unit has several uses, being capable of continuous running for an indefinite period without attention. Several versions are available, with different playing times, between three minutes and one hour, and for left-to-right and right-to-left tape transport systems. Prices vary between £3 7s. 6d. and £7 15s., depending on length of tape. By joining the tape (which is coated on both sides) into a *mobius loop* double recording time is obtainable. **Manufacturer: D.T.V. Group, Beulah Electronics Ltd., 126 Hamilton Road, West Norwood, London, S.E.27.**

the heart of a very good, very reliable tape recorder
THORN Mk.II TAPE DECK



Only the Thorn Mk.II tape deck gives you all these many extra features!

The Thorn Mark II tape deck is an all-British built and designed piece of equipment *incorporating more exclusive recording features than are to be found in any other similarly priced tape deck.*

✓ Piano key controls	✓ Pause control	✓ Reel diameter 5 $\frac{3}{4}$ "
✓ Tape 'inching' facilities	✓ Track selector push buttons	✓ Audio output power: 3 watts
✓ Fast spooling in both directions	✓ 'Playthrough'/superimpose button	✓ Remote control button microphone
✓ Four track, two speeds:— 3 $\frac{3}{8}$ " per sec; 1 $\frac{7}{8}$ " per sec	✓ Press-button reset for tape position indicator	✓ Automatic stop operates at both ends of tape
✓ Electron beam recording interlocked with tape motion keys	✓ Microphone input (on deck cover), radio input, pickup input. Output to radio, amplifier or external loudspeaker (internal loudspeaker automatically muted)	


Thorn Mark II tape deck now incorporated in all tape recorders under the brand names

FERGUSON "HIS MASTER'S VOICE" Marconiphone ULTRA



THORN ELECTRICAL INDUSTRIES LIMITED, THORN HOUSE UPPER SAINT MARTIN'S LANE, LONDON, W.C.2

equipment reviews



SIEMENS
STEREO
TAPE
RECORDER

Manufacturer's Specification: $\frac{1}{4}$ -track transistorised stereo tape recorder. **Power Consumption:** 50W. **Mains Supply:** 110-240V at 50 c/s, or 110V at 60 c/s (AC only) by request. **Speeds:** $7\frac{1}{2}$, $3\frac{3}{4}$ and $1\frac{7}{8}$ i/s. **Frequency Response:** 50 c/s—18 Kc/s, 50 c/s—10 Kc/s and 50 c/s—6 Kc/s respectively, ± 2 dB on playback, ± 3 dB record and playback. **Tape Heads:** Three—erase, record and playback. **Signal-to-noise ratio:** 55dB weighted. **Wow and Flutter:** 0.13% at $7\frac{1}{2}$, 0.16% at $3\frac{3}{4}$ and 0.2% RMS at $1\frac{7}{8}$ i/s. **Tone Controls:** Separate bass and treble push-buttons. **Spool Capacity:** 7in. **Distortion:** Pre-amplifiers full drive: 0.5%; Power amplifiers at $2\frac{1}{2}$ W per channel: 1.5%. **Other facilities:** Inter-track recording and parallel playback. **Weight:** 26lb. **Price:** £91 7s. **Distributor:** Denham & Morley Ltd., 173-175 Cleveland Street, London, W.1.

GOOD domestic recorders come in either large layouts (such as Brenell, or Ferrograph) or smaller neat and natty styles (e.g. Bang & Olufson and Tandberg), yet often evolve around the same 7in. spool size. The transistorised Siemens Stereo 14 is in the latter class being only fractions over 15 x 12 x 6in. in its teak case, while the chassis cut-out goes as small as $14\frac{1}{2}$ x $11\frac{1}{2}$ in. Model 10, the portable version with one front loudspeaker, is two inches broader, and the Model 12 (which is illustrated above) is $21\frac{1}{2}$ in. long; but all qualify as pint-pots into which a generous quart has been neatly fitted without cramming. The use of a $9\frac{1}{2}$ x $2\frac{1}{2}$ in. elliptical speaker in the front of the teak-case version now reviewed helps to keep down the overall height.

The deck relies for all its functions on a single central motor, outer-rotating-cage type and running continuously; it rim-drives the capstan flywheel via a rubber inter-wheel engaging three alternative stepped diameters on the motor-pulley. Flat pressure-spots are prevented as the STOP button disengages all. This, however, means a stationary capstan until the START tab is pressed, and a run-up wow of almost a second. The pause-button can be used for sharp starts, but in this case the tape-speed is 1% high initially, settling to true after, again, one second—just noticeable to those with sharp ears. The pause-button—marked STOP—also gives a wow if not smartly operated, but its action is duplicated by a solenoid worked by a remote control on the microphone (separate if desired), and with this a rapid start is much safer.

Once running, fluctuations in tape-speed (total wow and flutter) were 0.11%, 0.125% and 0.17% RMS, at $7\frac{1}{2}$, $3\frac{3}{4}$ and $1\frac{7}{8}$ i/s (well within the maker's specification), using a tape having less than 0.02% deviations of its own. But tapes recorded on the Siemens registered 0.15%, 0.2% and 0.26%, mostly flutter at inter-wheel rhythm. In listening terms, these variations would not be noticed except at $1\frac{7}{8}$ i/s on a good pre-recorded tape of pianoforte, but are respectively detectable, noticeable, and then quite obtrusive if the piano is recorded at home, at each speed in turn.

As the response-curves show, replay performance is generally good, and overall record and replay a little less so; the fall-off in bass was easily explained when a signal-generator was matched into the replay-input in place of the heads, as the correct bass rise is preserved down to 60 c/s only. Not a lot is lost by this unless one is particularly keen on Organ pedals (and has the speakers to cope!).

Treble equalisation depends somewhat on peaks around 14 Kc/s, 10 Kc/s and 6 Kc/s at the respective speeds, but by the use of separate record and playback heads with optimum gaps the treble response is well maintained. The $7\frac{1}{2}$ i/s claim of up to 18 Kc/s is a little ambitious, especially as spurious beat-frequencies with the bias become noticeable above 10 Kc/s, and in any case there is little above 15 Kc/s in any likely programme-sources to date.

It is essential when wishing to record full treble to check that the

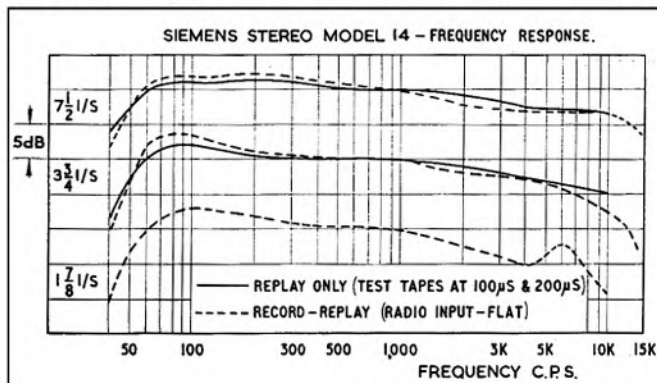
treble button is not left pressed down, as this, surprisingly, is in circuit on record as well as replay; the bass button, however, acts on replay only. These tone-circuits have been well chosen to give a comfortable degree of bass-cut, treble-cut or both on replay, and when in use give -10 dB at 100 c/s and -9 dB at 10 Kc/s. In common with all the push-buttons (except the tape-handling tabs) these are second-touch cancellers; the others are: DUO for coupling left and right signals if combined mono is wanted; INT and EXT, switching the loudspeaker arrangements; and MICROPHONE and RADIO/PU to select inputs—both may be pressed together to mix speech with incoming music, but as there is only one volume-control, the RADIO/PU levels must be varied at their source.

The five tape-handling tabs are: FAST FORWARD and REWIND, to right and left of a central wide stop-tab, and the outer pair are START (far right) and RECORD INTERLOCK to the left of the row; this alone is coloured red, and the remainder green. The spool controls are not latched by the start, so immediate fast-forward, rewind and reversals are in order without going through the STOP position. Either spool-tab does, however, lock the START button, so the tape cannot accidentally be engaged to play without first being brought to rest. Tabs are distinctly noisy in use, and must be well pressed home to lock their functions correctly.

A good feature is the ability to engage the RECORD latch for level setting before starting the tape, but to record it must be held down while the START tab is pressed, otherwise it is released upwards as a precaution against accidental erasure. Unfortunately, on the machine reviewed the tape had a slow forward creep once the RECORD latch was down; this meant a restraining finger on the left spool until the actual start, or some inches of chipmunk noises ahead of the recording proper!

There is an insulated guide-post at the tape-slot exit giving auto-stop, if a metal foil passes, by closing a relay to cut off the motor-supply; the STOP-tab should be used reasonably soon to free the rubber wheels and relay, and this re-starts the motor.

The two edge-reading VU-meters beside the tape-slot are fast-acting on programme peaks, and also spring up for good measure on the start! Plus One in the red sector is the onset of record-distortion on an oscilloscope. The meters continue to operate on playback—useful for




comparing the recorded level on 'foreign' tapes. Another handy feature is their illumination from behind; only one is lit on mono, left or right corresponding to track selected, while both dials light for stereo.

The amplifiers come on with operation of any tape-tab, and are switched off again by the STOP control. There is no warm-up delay but a 'come-up' time of just under a second from start, while voltages settle, helps to mask the capstan run-up on replay; the amplifiers come on with the red tab on RECORD. They are wired on horizontally mounted printed-circuit boards and all their connections 'make' by rows of spring finger-clips; if one amplifier fails, the faulty circuit-board is released and slid out sideways, the spring-clips all making to the new board as it is slid in place, with no soldering. The power-transistors are mounted vertically in the rear-plate, giving a good heat-

(continued on page 505)

*** Elizabethan, Fidelity, Wyndor and other famous makers fit MASTERTAPE!**




MASTERTAPE

Nationally distributed by Vidor and available now at your local radio shop.

... there is a Mastertape to suit your requirements. Just compare these prices for the most popular sizes: 5½" 900 ft. Standard Play (P.V.C.) 20/-; 5½" 1200 ft. Long Play (P.V.C.) 25/-; 7" 2400 ft. Double Play (Polyester) 55/- and our 10 minute Mini-Voice Letter at 2/8d. — the best quality and value in high grade recording tape!

** Always have a spare reel for that unexpected recording session!*

Manufactured in England by
M.S.S. RECORDING CO. LTD. Colnbrook, Slough, Bucks.
Tel: Colnbrook 2431 (8 lines)



SIEMENS STEREO REVIEW CONTINUED

sink, and the 2½W per channel, though not, perhaps, enough to give the 'hi-fi' volume-levels that some expect (perhaps unfairly) from internal amplifiers, proved quite adequate for domestic listening.

Two fuses protect the instrument—one is neatly embodied in the rotary mains-selector at the rear, but the other is mounted inside the back of the 'works'. Failure of this, however, would indicate a radical runaway or similar fault, curing of which would mean removing the chassis anyhow. The cabinet-bottom, which has a generous ventilation plate below the motor, is not removable: 'service-bottoms' are not without their risks in the wrong hands.

There seems to be no arrangement to take full advantage of the three-head system, namely, monitoring off tape and comparison with input signals. There is, however, a comprehensive 'sound-on-sound' arrangement embodied in the rotary track-selector switch, with a headphone monitoring socket, though the claim in the specification that this enables "an unlimited number of superimposed recordings to be built up" is definitely precluded by noise build-up. The signal-to-noise ratio is claimed as 55dB weighted; measurement showed hum and noise 47dB below the +1 level recorded above; -46dB with motor stopped—figures unweighted. It depends what you mean by weighting: the hum, for example, was more audible as harmonics with motor running, in spite of the extra 1dB on the ratio and the close-fitting mu-metal shield around the replay pressure-pad. The record-head has a pad also, unshielded, while wrap-around pins hold the tape to the erase-head.

RECORDING NOISE

Noise put on the tape during recording was measured by a symmetry-tape method as 5dB above the inert-tape figure, and was unchanged by de-gaussing the heads; this is as good as any domestic recorder so far measured, and the slight hiss it represents, with complete absence of 'bumping', on bulk-erased tape, is swamped by other inevitable sources of hiss.

Owing to the constant angular-velocity drive of a single motor, spooling was rather slow: the fast forward trip of a 7in. 1,200-ft. tape took 2 min. 25 sec. and made a few ridges, but the return trip was ten seconds less and smoothly wrapped—tight spooling in each case. A small felt drag-brake is drawn on to the feed-spool platform below-decks to provide some forward spooling tension, while the rewind relies on slight drag from the three-figure tape counter coupled to right-hand spool—this may account for the more even rewind. The instant-reset button on the counter may be used while the tape is playing, and even be held down for cueing, without protest. The counter is very consistent, producing an error of two final digits only, after four rewinds from various spots; Magnetophon practice allows up to six final digits out on this test.

The general impression was of neat reliability throughout, with very cool running, and the Siemens should prove a long-service machine, free from the risk of obsolescent standards.—B. R. J. Plumtree.

VALRADIO MODEL 12/80B CONVERTER

Manufacturer's Specification: DC to AC converter handling up to 80W. **DC input:** Min. 11V, nominal 12V, max. 13V. **Output:** 100/250V AC. **Frequency:** 50 c/s. **Watts:** min. 40W, max. 80W. **Weight:** 14lb. **Dimensions:** 13 x 5 x 4½in. **Price:** £14 14s. 6d. **Manufactured by Valradio Ltd., Browells Lane, Feltham, Middlesex.**

THIS is a little out of line with our normal tape recorder reviews, but nevertheless it is an accessory which will be called for whenever a mains operated tape recorder has to be used away from the mains supply.

The 12/80B is a vibrator type converter which will provide adequate power for most single motor tape recorders. There are certain precautions which have to be taken when powering a recorder from such a source and these will become clearer if we first consider the operation of the vibrator converter.

The actual vibrator operates rather like a buzzer or electric bell. When the battery is connected, a reed or armature is attracted by a

(continued on page 507)

TAPE RECORDER COVERS



Smart waterproof cover to give complete protection to your tape recorder. Made from rubberised canvas in navy, wine, tan, grey and bottle green with white contrasting pipings, reinforced base, handy zip microphone pocket and name panel.

Grundig TK.1 49/6	Philips EL3538 63/-
" TK.5 55/-	" EL3542 63/-
" TK.6 67/6	" EL3536 70/-
" TK.8 63/-	" EL3515 57/6
" TK.14 & 23 & 18 59/6	" EL3541/15 57/6
" TK.20 52/6	" 3541/H 72/-
" TK.24 55/-	" Starmaker 66/-
" TK.25 55/-	Cossor 1602 57/6
" TK.30 60/-	" 1601 63/-
" TK.35 63/-	" 1604 79/-
" TK.40 & 41 66/-	" 1605 84/-
" TK.46 82/-	Stelia ST455 63/-
" TK.55 63/-	" ST454 57/6
" TK.60 75/-	" ST458 79/-
" TK.830/3D 63/-	" ST459 84/-
" Cub 35/-	Saba 63/-
Telefunken 85 65/-	Elizabethan FT.1 66/-
" 75/15 & 76K 55/-	" FT.3 75/-
" 95 69/6	" L229 75/-
Philips 8108 57/6	Fi-Gord IA 52/6
" 3548 No Price	Fidelity Argyle 53/-
" 3534 87/-	Clarion (with strap) 77/-
" 3459 79/6	Brenell Mk.5 69/-
	" 3 star 99/-
	Truvox R92 and 94 67/6
	Robuk RK.3 88/-
	Ferroglyph 90/-
	Sony 521 84/-
	Revox 63/-
	Optacord 414 + 412 63/-

* Without pocket

A. BROWN & SONS LTD.

24-28 GEORGE STREET, HULL. TEL.: 25413, 25412

24 PAGE



ILLUSTRATED BROCHURE



This wonderful new, attractively illustrated FREE brochure brings you full details of the tremendous range of tape recorders and many unique features that we, as BRITAIN'S LARGEST TAPE RECORDER SPECIALISTS offer you.

Together with the fully illustrated 24 page brochure you will receive our unique FREE TRAVEL VOUCHER entitling you as a customer to full refund of your travelling expenses to and from any of our show rooms.

Hurry and send for your FREE copy today or call into any of our Showrooms to see, hear and compare our fantastic SELECTION OF RECORDERS.

SHOWROOMS:
242/4 Pentonville Road, Kings Cross, N.1. TER 8200 (150 yards from Kings Cross Main Line Station).
228 Bishopsgate, E.C.2. BIS 2609 (Opposite Liverpool St. Main Line Station).
and at STRATFORD, POPLAR and EAST HAM.
Note: Bishopsgate showrooms open Mon.-Fri. 9 a.m.—6 p.m. Sunday 9.30 a.m.—2 p.m. Closed all day Saturday. Other showrooms open Monday-Saturday 9 a.m.—6 p.m. Thursdays to 1 p.m.

Please forward your free brochure to:

NAME


ADDRESS

Send to Head Office • Citex House, 191 Plashet Rd, London. E.13 Dept. (T.1)

CITY & ESSEX TAPE RECORDER CENTRES



— thanks to
Philips Model EL3552
Tape Recorder 24gns
Automatic and Manual Recording Control



Supplied complete with microphone, tape, empty spool and connecting lead.

The great thing about the party a few weeks ago was the way everyone improvised—making up songs, playing musical instruments, doing impersonations and funny sketches. And thanks to Philips EL3552 Tape Recorder, every happy moment will be remembered as well in years to come as it is today. That's because the EL3552 has Automatic Recording Control. All the host had to do was press the recording switch, and no matter how loud or soft the sound, the EL3552 automatically adjusted itself to give a faithful, undistorted recording of the whole party. See how much fun *you* can have with the EL3552—see it and other Philips Tape Recorders at your local Philips dealer today.

EXPERTS CHOOSE
PHILIPS TAPE

Follow the example of professionals in recording and broadcasting studios all over the world—use Philips Tape, the **only** tape in the U.K. that is made by a tape recorder manufacturer! A product of Philips unrivalled experience and know-how, Philips Tape has all the qualities needed to make your recordings perfect every time.

ANOTHER MEMORABLE PRODUCT FROM



PHILIPS — the friend of the family

solenoid or coil, but, as it moves, it breaks the battery circuit and springs back towards its original position. Once again the battery circuit is made and the cycle continues. The operating frequency is determined by the mass and compliance of the reed and is set to 50 c/s within small limits. The vibrating reed operates heavy-duty contacts which connect the battery alternately to the ends of a low voltage centre-tapped primary of the power transformer. The high voltage secondary is tapped to provide the required voltage for the load. See fig. 1.

Theoretically the output voltage should be a square-wave, but in practice resonances in the power transformer and filter circuits add a certain amount of 'ring', fig. 2A.

The DC input is even more peculiar (fig. 2B), as it also contains the excitation current of the vibrator (the narrow square-topped pulse).



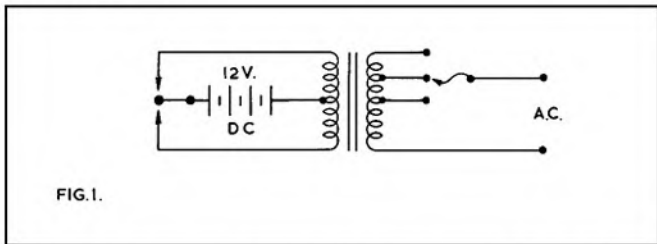
Valradio
DC to AC
Converter.
Input : 12V DC.
Output : 250V AC
at 50 c/s.

Because of these odd waveforms, ordinary RMS current or voltage readings are almost meaningless, and the only exact readings are those derived from CRT waveform observations which give the peak-to-peak figures of fig. 2.

The reason for all this pre-amble is to emphasise the harmonic content of the vibrator converter output. A pure 50 c/s mains supply contains one frequency only—50 c/s; a perfect 1:1 50 c/s square-wave contains all odd harmonics in diminishing proportions from 50 c/s to infinity. The converter output contains frequencies up to the leakage-reactance/secondary-capacity resonant frequency, which will be several hundred cycles at least. The result of all this depends to a large extent on the shielding and screening of the tape recorder used with the converter.

A 'BUZZY' HUM

If a little hum from the motor windings is picked up by the sensitive magnetic head of the recorder, for example, it may be completely inaudible on the mains supply but very audible, as a 'buzzy' hum, on the converter. In the same way, electrostatic hum from one part of the circuit to another can be very annoying when the power supply waveform is impure.



To gain some practical experience on this problem, two different types of recorder were tried on the 12/80B: the first was the Cossor CR1604 which I reviewed in the March issue, and the other was an older, low-priced unit using a single-motor deck and open printed circuit construction using valve amplifiers. The Cossor was perfectly quiet on both play and record under all conditions, but the other

(continued on page 509)

Hi-Fi News

Britain's best magazine
for the hi-fi enthusiast

REGULAR FEATURES INCLUDE

- ★ Details of new products
- ★ Hi-fi equipment reviews
- ★ Readers' problems answered
- ★ Stereo record reviews



Hi-Fi News

2'-
MONTHLY

Published on the last Friday of the month. From newsagents and bookstalls or 2/4 (pp) from Link House, Dingwall Avenue, Croydon, Surrey.

Lee Electronics

TAPE RECORDER & HI-FI AUDIO SPECIALISTS

SPECIAL OFFER OF
GEVAERT 'GEVASONOR'
GUARANTEED HIGH QUALITY
RECORDING TAPE
at 50% below list price

5½" spool with 600ft. Standard Play Triacetate Base, complete with Red and Green Leader Stop foils, Tape-retaining clip, and easy-thread spool. Polythene packed and supplied in strong cardboard containers. Listed at 18/- each, offered at 9/- each, post paid, or 6 tapes for 50/-. Suitable for all 2- or 4-track machines

Call and hear this tape demonstrated at our Edgware Road Showrooms

400 EDGWARE RD., PADDINGTON, W.2
PAD. 5521

THE RECORDER CO.

for best machines on advantageous terms

	Deposit	12 Monthly Payments	Cash Price
	£ s. d.	£ s. d.	Gns.
4-TRACK STEREO/MONAUROAL			
Ferrograph 424 ...	11 12 0	8 13 2	110
Sony TC 500 ...	11 9 0	8 11 8	109
B. & O. Stereomaster	11 5 0	8 5 0	105
Grundig TK46 ...	10 12 0	7 15 7	99
Siemens Mod. 12 ...	8 0 0	5 17 11	75
Philips EL3534 ...	9 16 0	7 4 8	92
Sony TC 200 ...	7 5 0	5 8 8	69

	Deposit	12 Monthly Payments	Cash Price
	£ s. d.	£ s. d.	Gns.
2-TRACK STEREO/MONAUROAL			
Revox Model 736 ...	13 4 0	10 11 8	124
Brenell STB 1 ...	12 0 0	9 0 0	120
Ferrograph 422 ...	11 12 0	8 13 2	110
B. & O. Stereomaster	11 5 0	8 5 0	105
Telefunken 98 ...	10 0 0	7 9 7	95

	Deposit	12 Monthly Payments	Cash Price
	£ s. d.	£ s. d.	Gns.
MAINS 2-TRACK			
Brenell 5 Type "M" ...	9 5 0	6 18 7	88
Ferrograph 5A/N ...	8 19 0	6 13 10	85
Telefunken 85 ...	8 15 0	6 10 8	83
Brenell 5/2 (Meter) ...	7 15 6	5 16 7	74
Brenell 5/2 ...	7 5 0	5 8 8	69
Truvox 92 ...	7 5 0	5 8 8	69
Reps R10 Mk 2 ...	6 4 0	4 12 11	59
Telefunken M55 ...	4 10 6	3 7 9	43
Grundig TK18 ...	4 2 0	3 1 5	39
Grundig TK14 ...	3 13 6	2 15 2	35
Wyndor 707-11 ...	3 9 0	2 5 0	29
Elizabethan Auto 2 ...	2 16 6	2 0 10	26
Ferguson 3206 ...	2 16 6	2 0 10	26
Philips ELB552 Auto	2 14 0	1 17 6	24

Open Saturday 6 p.m.—Friday 6:30 p.m.

H.P. also over 18 and 24 months

If unable to call, write for free brochure, or send deposit now for quick delivery or telephone SW1 4977 for FREE HOME DEMONSTRATION

FREE DELIVERY
PART EXCHANGE

	Deposit	12 Monthly Payments	Cash Price
	£ s. d.	£ s. d.	Gns.
MAINS 4-TRACK			
Grundig TK40 ...	8 19 0	6 3 4	79
Reps R10 Mk 2 ...	7 5 0	5 8 8	69
Truvox R94 ...	7 5 0	5 8 8	69
Philips EL3549 ...	6 12 0	4 17 6	62
Grundig TK23 ...	4 15 0	3 10 10	45
Philips EL3541/H ...	4 12 0	3 5 10	42
Elizabethan LZ29 ...	4 2 0	3 1 5	39
Philips EL3548 ...	4 2 0	3 1 5	39
Elizabethan LZ24 ...	3 14 0	2 13 4	34
Ferguson 3204 ...	3 10 0	2 11 11	33
Elizabethan Auto 4 ...	2 19 0	2 4 1	28
Fidelity Playmaster ...	2 12 6	1 15 11	23

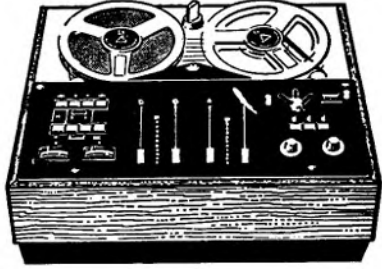
BATTERY

SPECIAL OFFER WHILE STOCKS LAST!
SIEMENS STEREO—Model 12 Portable
 Transistorised. 4-Track. 3 Tape speeds: NOW
 7½, 3½, 1½ i.p.s. Freq. response 45-
 20,000 C/S. 2 VU meters Auto-stop. **59**
 Duo-playback. Was 75 gns. gns.
Model 14—Wooden Cabinet. NOW **49**
 I Built-in Speaker. Was 69 gns. gns.

Uher 4000S ...	9 16 0	7 6 5	93
Ficord 202 ...	7 0 0	5 3 10	66
Grundig TK6 ...	6 17 0	5 2 4	65
Butoba MTS ...	6 4 0	4 12 11	59
Telefunken 300 ...	6 4 0	4 12 11	59
Optacord 414Bat/Mains	4 19 0	3 14 0	47
Nat'l Voice Operated	4 14 0	3 9 2	44
Philips EL3586 ...	2 12 6	1 19 5	25



B. & O. STEREO MASTER



105 gns. Deposit £11.5.0 12 payments of £8.5.0

Separate record and replay amplifier. 3 separate mixing controls. 3 speeds—7½, 3½, 1½ i.p.s. Fully transistorised. 8 watt output per channel. Echo multi-play and synchronising facilities. Synchronous motor. Housed in attractive, contemporary Danish designed teak cabinet. Available in 2- or 4-track versions. Also available as a suitcase model. Price 108 gns.

B. & O. STEREO Radiogram. Teak cabinet. 147 Gns.

We will be pleased to demonstrate these fine models or send full details

(DEPT. 2) 188 WEST END LANE,
WEST HAMPTSTEAD, LONDON, N.W.6
Telephone: SW1 4977

"Q"-CORD

R119K 33 Gns } Complete with: dual imp. mike, 200/50-
 203 34 Gns } 1200' TP tape, empty 4¼" spool, radio,
 lead, batteries, cct. and instruction book,

60-10,000 c/s ± 3db. sig/noise 38db. below test level
 weight 5lb. 50db. below peak.

3¾ I.P.S. NARTB standard, wide tone control, 4¼" spools,
 over 2 hours recording time, 2-track. Heads by Bogen, AC
 bias and erase. Straight through amplifier.

Accessories, headphones, remote control mike, foot control
 accumulator, mains adapters, 110V—240V AC.

Delivered anywhere in the U.K. carriage and insurance paid.
 6 months FULL GUARANTEE—NO LABOUR COSTS.

A pre-recorded tape OF YOUR CHOICE from our catalogue
FREE WITH EACH MACHINE.

Write now for full details, to :

C. Braddock Limited

266 Waterloo Road, Blackpool, Lancs.

Telephone : 45049



15% IMPORT SURCHARGE

Although this surcharge will reduce our profit
 almost to vanishing point, there will be

NO INCREASE IN PRICES

of these super quality German tapes

DE VILLIERS (Electronic World) LTD., 16D Strutton Ground, London, S.W.1

STANDARD PLAY (PVC Base)		LONG PLAY (Prestressed Polyester Base)	
3" / 150ft.	4 for 18/-	3" / 225ft.	4 for 22/-
	48/- doz.		60/- doz.
4" / 300ft.	4 for 26/-	4" / 450ft.	2 for 21/-
5" / 600ft.	2 for 26/-	5" / 900ft.	2 for 35/-
5½" / 900ft.	16/-	5½" / 1,200ft.	24/-
7" / 1,200ft.	19/-	7" / 1,800ft.	31/-

DOUBLE PLAY (Prestressed Polyester Base)		TRIPLE PLAY (Prestressed Polyester Base)	
3" / 375ft.	2 for 20/-	3" / 465ft.	2 for 26/-
	108/- doz.		150/- doz.
4" / 600ft.	2 for 30/-	3½" / 650ft.	17/-
5" / 1,200ft.	27/-	4" / 900ft.	23/6
5½" / 1,800ft.	35/-	5" / 1,700ft.	40/-
7" / 2,400ft.	45/-	5½" / 2,300ft.	52/6
		7" / 3,300ft.	80/-

I enclose £ s. d. NAME

ADDRESS.....

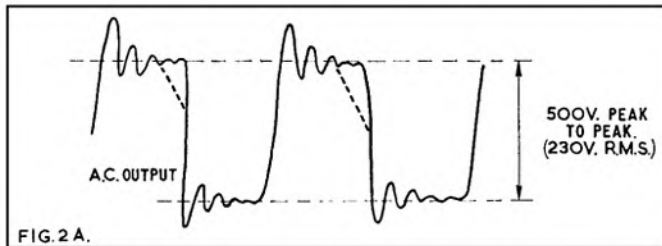
BLOCK CAPITALS PLEASE CASH WITH ORDER

POST FREE • SEND COUPON NOW—

VALRADIO CONVERTER REVIEW CONTINUED

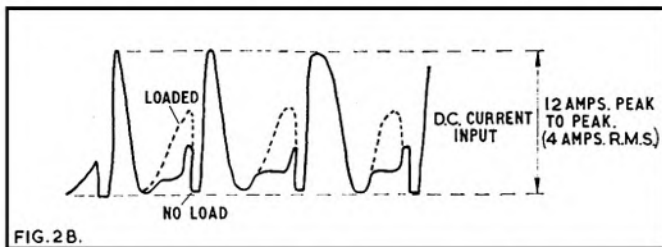
suffered from a continuous 'buzz' background on both record and play which could not be cured by external shielding or earthing of this machine.

It is impossible to generalize on this matter. Price is not a controlling factor—some expensive recorders buzz like a bee at the sight of a converter, and other cheap outfits are perfectly quiet on the same



supply. Nor is it a design fault in either the converter or any of the recorders—if they agree with each other all is well, if they do not there is very little you can do about it.

When testing, it is very important to minimise the acoustic noise of the converter which can be picked up on a sensitive microphone when it is hardly audible to the ear. When used with a car, the converter can often be placed in the boot, or inside the car, if the recorder is to



be used some distance away. The AC output can safely be extended any reasonable distance by using good quality mains cable, but any extension of the battery leads must be done in *very* heavy car type cable as peak currents of 20 amps or so are quite common.

Valradio also supply a range of transverters, using power transistors to replace the mechanical vibrator to give a much higher conversion efficiency, and some of these models can be fitted with a sinusoidal filter to reduce the harmonic content of the AC output to the same order as that of a normal mains supply, with only a slight loss of peak output. Such filtered transverters should cope with the most temperamental recorder.—A. Tutchings.


SATURDAY BEFORE CHRISTMAS CONTINUED

PEGGY: That's right.
 GERALD: You're being too stupid for words.
 PEGGY: The atmosphere is cold but dry. The tree will look very pretty. I shall put the presents on it — and the candles. And the tinsel. (*scornfully*) I'm not going to disappoint the children — even if you are!
 GERALD: (*loftily*) Don't be such a fool. All the presents will get stolen.
 PEGGY: This happens to be the season of goodwill. Give the underworld *some* credit. (*turning away*) Even *criminals* probably care more for Christmas than you do!
 (*Peggy snatches up her parcels and exits, slamming door. Pause. She suddenly returns, bursting into the room.*)
 PEGGY: (*breathlessly*) Gerald! Gerald!
 GERALD: (*wearily*) What's the matter now?
 PEGGY: The Christmas tree—someone has stolen it!
 GERALD: (*incredulously*) Stolen it? A thing of that size?
 PEGGY: There's nothing left except a great big hole.
 GERALD: (*jumping up, furiously*) [*moving back*] What damn cheek! Our Christmas tree? The swine! (*snatching up 'phone*) We must get the police right away . . . (*dialling 999*).



HEAD DE-MAGNETISER

De-magnetises tape heads quickly and simply . . . Also for pin-point erasing on striped film and tape recordings—removes local unwanted noises without detriment. Has nylon-cushioned twin probes with a concentrated de-magnetising field in the $\frac{1}{4}$ " gap between the arms. Pistol grip. A.C. mains. Professionally designed for professional recording engineers. £2. 10. 0.



TAPE ERASER

Erases both sides of a 7" tape reel in 30 seconds and positively removes even the very low frequency portions of a recording. Use the WAL Tape Eraser, the only way to ensure an absolutely clean tape—quicker and better. Mains operated. Also erases sound from 16mm. film, 10" aluminium reels. Professionally designed for professional recording engineers. £6. 18. 6.

PRE-AMPLIFIERS

WAL pre-amps are made for every purpose. Fully transistorised, battery-operated, give high gain, completely hum-free. Laboratory built and fully tested. Professionally designed for professional recording engineers. Ask for details of WAL-GAIN Mono, £5. 10. 0. STEREO WAL-GAIN £7. 10. 0. and the superb WAL HI-GAIN with built-in switched equalisation for monitoring, dubbing, etc., etc. £7. 16. 0.

Free leaflets available on these professional aids to perfection . . . please write to :—



ELSTONE ELECTRONICS LTD

EDWARD STREET, TEMPLAR STREET, LEEDS 2

BINDERS

for
THE TAPE RECORDER



**Semi-permanent Binders for
 Volume 6 available**

From the first number keep your copies clean and ready for easy reference. Semi-permanent binders are available for volume 5. Each case will take twelve copies plus index and will open flat at any page. They are covered in black buckram and gold blocked on spine with name and volume number.

Price 12/6 post free.

MODERN BOOKBINDERS LTD.
 WALPOLE STREET, BLACKBURN, LANCs.

FRANCIS OF STREATHAM

MAINS OPERATED TAPE RECORDERS

B & O Stereomaster	... 105 gns.
*Brenell Stereo STB 1	... £120
*Brenell Mk. V Model M	... 88 gns.
*Brenell Mk. V Series 2	... 69 gns.
Cossor 4 Tr. 1604 2 sp.	... 39 gns.
Cossor 4 Tr. 1605 4 sp.	... 62 gns.
Elizabethan LZ29	... 38 gns.
Elizabethan LZ24	... 34 gns.
*Ferrograph 422 or 424	... 110 gns.
*Ferrograph Series 5	... 85 gns.
Fidelity Major	... 35 gns.
Fidelity Playmaster 2 Tr.	... 20 gns.
Fidelity Playmaster 4 Tr.	... 23 gns.
Grundig TK14	... 35 gns.
Grundig TK18 "Magic Ear"	... 39 gns.
Grundig TK23 4 Tr.	... 45 gns.
Grundig TK40 4 Tr.	... 75 gns.
Grundig TK41 2 Tr.	... 75 gns.
*Grundig TK46 4 Tr. St.	... 99 gns.
Philips 4 Tr. 3541/H	... 42 gns.
Philips 4 Tr. 3549	... 62 gns.
Philips 4 Tr. Stereo 3534	... 92 gns.
Philips 3548 4 Tr. 2 sp.	... 39 gns.
*Reflectograph "A" 1/2 Tr.	... 105 gns.
*Revox T36	... 124 gns.
Robuk	... 36 gns.
*Saba Stereo	... 95 gns.
Siemens Stereo 14 4 Tr.	... 69 gns.
*Simon SP5	... 93 gns.
Sony 200	... 79 gns.
Sony 500	... 106 gns.
Stella 458 4 Tr.	... 39 gns.
Stella 459 4 Tr.	... 62 gns.
*Tandberg Mono 92	... 69 gns.
*Tandberg Series 6	... 110 gns.
*Tandberg Series 7	... 93 gns.
Telefunken 55	... 43 gns.
*Telefunken 85 de luxe	... 83 gns.

*Telefunken 96 4 Tr.	... 69 gns.
*Telefunken 97 1/2 Tr. Stereo	... 95 gns.
*Telefunken 98 1/2 Tr. Stereo	... 95 gns.
*Vortexion WVA	... £93.13.0
*Vortexion WVB	... £110.3.0
*Vortexion CBL Stereo	... £160.0.0
Wyndor Trident	... 33 gns.
Wyndor Sabre	... —

TRUVOX	
R.92 2 Tr. Recorder	... 69 gns.
R.94 4 Tr. Recorder	... 69 gns.
*PD.93 (2 Tr.) or PD.95 (4 Tr.) Deck and Pre-Amp	59 gns.
*PD.97 (2 Tr.) or PD.99 (4 Tr.) Stereo (Deck and Pre-Amp)	79 gns.

BATTERY PORTABLES

Grundig TK6	... 65 gns.
Cossor 1621	... 26 gns.
Philips 3586	... 25 gns.
Loewe Opta 414	... 47 gns.
(Mains/Battery/Car)	
*Butoba	... 59 gns.
*Fi-Cord 202	... 66 gns.
Philips Battery Portable	... —
EL3300	... 25 gns.
Stella 471	... 26 gns.
Uher 4000S	... 93 gns.
Telefunken 300	... 59 gns.

*Microphone extra	
MAINS POWER PACKS	
Philips, Stella or Cossor	... £5.12.0
Butoba	... 11 gns.
Fi-Cord	... £7.10.0
Uher 4000	... 16 gns.

Tape Decks by Brenell, Wright & Wearite

Tape to disc and copy service.
**OPEN ALL DAY SATURDAY
EARLY CLOSING—WEDS.**

LEADING STOCKISTS OF EQUIPMENT FOR

TAPE and HI-FI

... and NO EXTRA FOR CREDIT TERMS

- ★ Minimum Deposit
- ★ No Interest or Service Charges on H.P. up to 18 months
- ★ Free Service during Guarantee Period

● MICROPHONES, MIXERS, ETC.

Grampian Reflector	... £6.15.0
Grampian Ribbon	... £11.10.0
Grampian DP/4 Dynamic	... £8.0.0
Simon "Cadenza" Ribbon	... £10.10.0
Reslo Pencil Dynamic	... £11.0.0
Reslo Ribbon	... £10.12.6
AKG Stereo D.77A	... £15.10.0
AKG D.19C	... £17.10.0
TSL 3 Channel Mixer	... £2.17.6
TSL 3ch. Transistor Mixer	... —
Eagle Mixer	... £2.19.6
Grundig Mixer Stereo	... 18 gns.
AKG K 50 Headphones	... £7.10.0
Philips Pre-amp	... £6.10.0

Also in stock microphones by ACOS, FILM INDUSTRIES, TELEFUNKEN, BEYER, etc.

ALL WALGAIN PRODUCTS

● TAPES & ACCESSORIES

Standard, Long, Double, Triple Play in all sizes by all leading makers.

● DELUXERS BY WEARITE, WALGAIN

Pre-recorded Tapes by Columbia, H.M.V. and all E.M.I. Labels, Saga, Tutor-tape, etc.

● STANDS OF ALL TYPES

HI-FI DEPT.

● STEREO AND MONO AMPLIFIERS—

Quad HMV Pye Rogers
Lead Armstrong Tripletone
Scott B & O C.S.L. Piccolo Box

● TUNERS

Quad Rogers Pye Leak
Armstrong B & O Tripletone

● LOUDSPEAKERS

Quad Pye Rogers W.B. Kef
Wharfedale Goodmans Tannoy
Lowther Leak Elac Eagle Kelly

● MOTORS, PICKUPS

GARRARD incl. Acos
AT6, 301, etc. Thorens
Goldring Tannoy EMI
Connoisseur Lenco Shure
DECCA incl. Ronette
ffs Mk. III latest Sonotone
Delip Deram, etc. B & O
Philips SME Mk. II
Ortofon ADC BSR

All types of Diamond and Sapphire styli, stereo and mono. Microlifts, Garrard, Goldring, and Acos Pressure Gauges. Disc Preener. Acos Dust Bug. Cabinets by Record Housing and G.K.D.

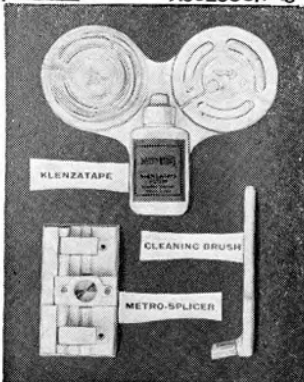
169-173 STREATHAM HIGH ROAD, LONDON, S.W.16

Between St. Leonard's Church and Streatham Station

STReatham 0466/0192

Please note this is our only address

TAPE RECORDER ACCESSORIES



accessories tape set

Tape Accessory sets carded as shown and containing Klenzatape, Metro-Splicer, Metro-Brush 30/- each

KLENZATAPE	Price per Kit 13/6. Refill fluids 4/- per bottle. Replacement tapes 6/-
METRO-SPLICER	Splicer Kit complete with Film Emulsion Scraper and Spare Cutting Unit—15/-. Spare Scrapers 1/3 each. Spare Cutting Units 2/6 each.
METRO-TABS	4/- per set complete with index.
METRO-BRUSH	2/6 each.
METRO-STOP	17/6 per set.

metrosound manufacturing company limited
bridge works · wallace road · london · N.1
tel: canonbury 8641 (3 lines)



UNIVERSAL (EXTENDIBLE) TAPE RECORDER STAND with detachable SPOOL RACK

FOR AMATEUR OR PROFESSIONAL

ONLY 63/- (Inc. P. Tax) plus 3/6 P & P

In bright chromed 3/8" square steel tube, this sturdy stand will accept considerable weight, and will extend in front width from 12" to 22" to fit most sizes of Tape-recorder (or Record-player, low-boy Radio-gram, Amplifier unit, etc.). Depth of stand 10 1/2". Shelf height 16 1/2". Spool Rack takes up to 10 spools of any size in boxes, or E.P. discs. Larger version in chrome or gold finish (less rack) also available, extending in width from 22" to 33" and depth from 7" to 11"—useful for the larger recorders or TV receivers, etc. Price as for the above smaller version. Alternative finishes of gunmetal grey or black matt 5/- extra—10 days delivery. Money back if not satisfied in 7 days of receipt P/O or M/O to:



P. L. TUBEWARE CO.

31A CHURCH ROAD :: PARKSTONE :: DORSET

BRAND NEW 100% TESTED RECORDING TAPES

MANUFACTURED BY FAMOUS BRITISH FIRM

Fitted Leaders and Stop fails. All boxed and suitable for 2 or 4 track recorders at any speed.

Our guarantee is in writing with all orders (it has never ever been requested)

	Size	Length	P.V.C. Craytherm	P.V.C. Poltray
STANDARD PLAY ...	3"	250'	2/6	2/3
	5"	600'	9/-	8/-
	5 1/2"	900'	11/6	10/-
LONG PLAY ...	7"	1200'	16/-	12/-
	4"	225'	3/-	2/9
	5"	450'	6/-	5/6
DOUBLE PLAY ...	5 1/2"	900'	11/6	10/-
	7"	1800'	16/-	12/-
	3"	400'	6/-	5/-
EMPTY SPOOLS ...	4"	600'	8/6	8/-
	5"	1200'	21/-	14/6
	5 1/2"	1800'	24/-	19/-
	7"	2400'	39/-	24/-
	3" 9d	5" 2/-	5 1/2" 2/3	7" 2/6

Post and Packing 1/- per spool, 4 or more post free.

The above tapes are only available at these prices from:
N. Walker, 28 Linkscroft Ave., Ashford, Middx. Tel: Ashford 53020

READERS' PROBLEMS

Readers encountering trouble with their tape equipment are invited to write to the editorial office for advice, marking their envelopes "Readers' Problems—Tape". Replies will be sent by post and items of general interest may also be published in this column at a later date. This service does not, however, include requests for information about manufacturers' products when this is obviously obtainable from the makers themselves. Queries must be reasonably short and to the point, limited to one subject whenever possible. In no circumstances should such letters be confused with references to matters requiring attention from other departments at this address. We cannot undertake to answer readers' queries by telephone.

BIAS BEAT ON THE LIGHT

Dear Sir, I am experiencing a little difficulty with recordings made from the BBC AM Light Programme. My recorder seems to send out a signal (presumably from its bias oscillator) right on the frequency of the Light. This induces a high pitched tone in the wireless which shows up on the recording.

I understand that the introduction of a sub-carrier frequency filter may correct this. Would such a filter detract from the quality of the recording?

Yours faithfully, F.W., Newcastle.

The trouble you are experiencing is undoubtedly due to a beat note being set-up between the bias frequency of the tape recorder and the intermediate frequency of the receiver, which is about its eighth harmonic. Suppressing the bias frequency radiation is not really practical; it is surprising how easily this strong field escapes complete shielding, which becomes a major task. Far better to alter the 'spacing' between the frequencies so that the beat becomes inaudible. You can do this by slightly altering the bias oscillator frequency, either with the pre-tuned coil (you do not specify your machine) or with a change in component values. The actual frequency is not critical within the limits required. Suppression at the radio aerial input would be completely useless.

MAINS CONVERSION

Dear Sir, I am having a problem with my tape recorder and wonder if you could help me.

Our ship's power supplies are 110V DC, but unfortunately for a long period after charging the batteries the voltage is about 125V and takes some 8 hours to drop down to 110V.

The DC/AC converter for my tape recorder (a Telefunken 97) has been a Valradio converter, and lately a German KACO vibrator-converter. Neither will stand this variation in voltage.

I have tried putting a resistance on the DC side to bring the voltage back to 110V to protect the vibrator, but then I find that the output of the converter drops and the tape recorder does not work properly. I am now thinking of using a small rotary-converter to do the job.

Can you recommend a model? I shall be in England in a few weeks time and will be able to pick it up if you could let me have the address of a firm who could supply one.

Yours faithfully, A.V.T., c/o M.Y.M., Monaco.

A rotary converter would probably give better regulation than a vibrator converter. However, it may still be necessary to employ a constant-voltage transformer between the AC output and the tape recorder mains input.

It is understood that suitable components can be obtained from Radio Component Specialists, 337 Whitehorse Road, West Croydon.

TAPE HEAD PREAMPLIFICATION

Dear Sir, I am thinking of constructing an electro-mechanical Reverberation/Echo unit, using a rotating magnetic drum employing variable record and playback head positions.

Could you please advise me of any pre-amp kits and heads which
(Continued overleaf)

YOUR TAPE DEALER London Area

Disc and Tape Reproducing Equipment and Tape Recorders
by Leading Manufacturers

Custom Built Installations

All High Fidelity Requirements and Services Available

Estimates Free

Personal Service

Custom High Fidelity

371 Green Lanes, Palmers Green, N.13 PALmers Green 5228

hifi

FOR ALL LEADING
AUDIO EQUIPMENT

call, write, or telephone

hampstead HIGH-FIDELITY

91a Heath Street, Hampstead, London N.W.3 Telephone HAMpstead 6377

LASKY'S RADIO

ALL LEADING MAKES IN STOCK

Cash or Easy Terms

LONDON'S FINEST SERVICE

207 EDGWARE ROAD, W.2

PAD 3271/2

152-153 FLEET STREET, E.C.4. FLE 2833

33 TOTTENHAM COURT ROAD, W.1. MUS 2605

★ PART EXCHANGES WELCOMED ★

- ★ ALL MAKES Hi-Fi and Tape Recorders supplied
- ★ PART EXCHANGES. Terms 12, 18 or 24 months
- ★ SONY Specialists. Full Range Stocked
- ★ GUARANTEED Recorder Repair Service

MAC'S CAMERA SHOPS LIMITED

250-252 KING STREET, HAMMERSMITH, LONDON, W.6
RIV 8581-2 Hours 9-6 Thursday 9-1

SHEEN TAPE RECORDER CENTRE

SPECIALISTS IN TAPE RECORDERS, ACCESSORIES, HI-FI EQUIPMENT
YOUR CENTRE FOR FRIENDLY HELP—SALES AND SERVICE

8 STATION PARADE,
SHEEN LANE, SHEEN,
LONDON, S.W.14

Showrooms Open until 7 p.m.

PROSPECT 0985

(Opposite Mortlake Station S.R.)

WIMBLEDON'S

TAPE RECORDER CENTRE

Agents for: FERROGRAPH, VORTEXION, SIMON,
BRENELL, GRUNDIG, PHILIPS, COSSOR, ETC.

GET IT TAPED THE EXPERT WAY—By letting us install your apparatus

TEL-LEE-RADIO

LIBerty 4946

220 The Broadway, WIMBLEDON, S.W.19

Cheshire

STOCKPORT

FAIRBOTHAM & CO. LTD.

47 LOWER HILLGATE STO 4872
FERROGRAPH, REVOX, TANDBERG, BRENELL,
SIMON, TRUVOX, SONY, PHILIPS, MAGNAVOX,
GRUNDIG, TELEFUNKEN

All models on comparison demonstration
Evening demonstrations by appointment

Devon

PLYMOUTH

TOM MOLLAND LTD.

102 CORNWALL STREET

Phone 69282

FERROGRAPH, REVOX, TANDBERG, SIEMENS, AKAI, UHER, SONY,
B & O STEREO MASTER, FI-CORD, AND

The largest selection of Hi-Fi equipment in the West

YOUR TAPE DEALER

Gloucestershire

CHELTENHAM

MODERN RADIO (Cheltenham) LTD.

Service and Hi-Fi Dept. 40/42, St. James Street
Ferrograph, Revox, Telefunken and Truvox always in stock
TELEFUNKEN appointed Service Agent
Phone: Cheltenham 21216/7

Hampshire

BOURNEMOUTH

NATIONAL RADIO SUPPLIES

66 Holdenhurst Road
Bournemouth

Tape, Hi-Fi & components Tel. 25232

HAMILTON ELECTRONICS

HIGH FIDELITY AND
TAPE RECORDER 35 LONDON ROAD
SPECIALISTS

TEL. 28622

SOUTHAMPTON

Lancashire

H. D. KIRK

Stereolectrics
LIMITED

Specialists in High Fidelity
150 HIGHER BRIDGE STREET

Phone: 23093

BOLTON

MANCHESTER LANCASHIRE HI-FI LIMITED

and now incorporating
The Tape Recorder Specialists
DIXONS ELECTRONIC (Sales and Service)
8 DEANS GATE (NEXT TO GROSVENOR HOTEL)

Leicestershire

LEICESTER

ALL YOUR HI FI REQUIREMENTS

Speakers by: H.M.V. QUAD LEAK ROGERS W.B.
TANNOY MORDAUNT LOWTHER
Tape: WHARFEDALE GOODMANS
FERROGRAPH REFLECTOGRAPH GRUNDIG
SIMON BRENELL

Record Department: ALL LABELS-PARASTAT SERVICE
LEICESTER CO-OPERATIVE SOCIETY LIMITED, High Street, Leicester. Tel. 20431

Northamptonshire

PETERBOROUGH, NORTHANTS

Tel: 5643/5644

CAMPKINS RECORD SHOP

RECORD TAPE AND HI-FI EQUIPMENT SPECIALISTS

NEW ADDRESS 15 LONG CAUSEWAY LARGE STOCKS
(IN CITY CENTRE)

Oxon

WESTWOOD'S

46 GEORGE STREET

PHONE: 47783

of
OXFORD

READERS' PROBLEMS CONTINUED

would be suitable for the record/playback system? Sufficient output is required to match the 250mV input of my power amp. Is it possible to utilise dry battery power for the electronics leaving the motor only on mains supply?

The main problems with my present tape loop system are motor rumble, excessive hum at full echo and tape speed fluctuation. Inputs which are required for the unit would be for guitar pick-up and high impedance crystal and moving-coil microphones.

Yours faithfully, R.L., Coleford.

One of the Mullard circuits could be adopted to give the necessary gain to match the output of the head you propose using. The best way is to design with a tape head in mind so that all the factors are taken into account, and heads and suggested outputs are given in the Mullard specifications.

Mullard Kits are available from various suppliers, but we do not think a complete kit to match your requirements is at present available. However, a few enquiries from London suppliers would soon yield that information. Alternatively, the tape head pre-amp on page 498 might be employed.

AN OVERHEATING MOTOR

Dear Sir, I have a Vortexion W.V.A. which has given very good results in all respects except for the fact that the take-up hub occasionally stops. The tape, of course, continues feeding through, resulting in a tangle unless spotted early.

Last August, I took it to London to be overhauled by the manufacturers. The fault remains, however, due, I suspect, to overheating of the motor, as it usually stops after a moderate period of use. The instruction book does state that this motor heats up considerably during normal running.

The brake appears to be in good order and the motor can be turned by hand when it and the brakes are switched off. Can you please tell me how to remedy this annoying fault?

Yours faithfully, D.B.O., Thorne.

It does appear that your deduction, an overheated motor, is correct. Probably the lower bearing of the right-hand motor is binding, and a few drops of light oil at this point could help matters.

This is a matter that has bothered several other readers with machines employing the Wearite deck and we have been in touch with the company. They advise using Aeroshell No. 3 oil and to give this treatment about every 1,000 running hours.

You might check the 1.2K shunt resistor (27W) and experiment by fitting a 1K. But try lubrication first. If you still have trouble, write to the Technical Advisory Dept., Wright and Weaire, South Shields, Co. Durham, who will probably be able to help you.

LOW-NOISE HEAD AMPLIFICATION

Dear Sir, I am constructing a tape recorder around the EMI two-speed tape deck. The amplifiers are to be completely transistorised and this has led to a certain amount of trouble with the signal-to-noise ratio in the replay amplifier. The replay head is a Miniflux VKH4/19. The amplifier uses a GET 106 and two OC 44s in the circuit given by P. Ridler in *Wireless World* February 1962.

My aim is for the limiting signal-to-noise ratio of the equipment to be that of the tape itself, but at the moment the tape noise is just below amplifier noise at $3\frac{1}{2}$ i/s. The amplifier noise appears to be the base-emitter noise of the transistor GET 106. I should therefore like to know if there is any way in which I can reduce this noise with this circuit. Failing this, could you possibly give me a circuit which is suitable for use with this head and would give the required signal-to-noise ratio.

Yours faithfully, T.J.R., Shotton.

There are several low-noise circuits which could be adapted to improve upon the specifications of your circuit by Mr. Ridler. There was no claim for a particular low-noise input. The GET 106 is quite suitable for general-purpose work, but your requirements appear to be more stringent.

A new low-noise transistor has been recently introduced by Mullard, and we feel sure you would get some information from them. Enquiries should be addressed to: Applications Dept., Mullard House, Torrington Place, W.1.

CLASSIFIED ADVERTISEMENTS

Advertisements for this section must be pre-paid. The rate is 6d. per word (private), minimum 7s. 6d. Box Nos. 1s. 6d. extra; trade rates 9d. per word, minimum 12s. Box Nos. 2s. extra. Copy and remittance for advertisements in **FEBRUARY 1965** issue must reach these offices by **21st DECEMBER** addressed to: The Advertisement Manager, Tape Recorder, Link House, Dingwall Avenue, Croydon, Surrey.

Replies to Box Nos. should be addressed to the Advertisement Manager, Tape Recorder, Link House, Dingwall Avenue, Croydon, Surrey, and the box no. quoted on the outside of the envelope. The district after box no. indicates its locality.

PERSONAL

Stolen: **Stellaphone T.R.** 4 speed ST459/00 Serial 100564, also Bush trans. radio blue/grey VTR103 Serial 12949. Phone KELvin 6196.

Wanted young man interested in tape recorders. Apply Magnegraph Recording Co. Ltd., 1 Hanway Place, W.1.

FOR SALE

Modified three-speed Collaro Studio recorder, fitted with $\frac{1}{2}$ and $\frac{1}{4}$ track heads. Price £25 including accessories. Box No. 373 (Southend). (nc)

Truvox DT84 Tape Unit, good condition, £27 10s. 0d. complete with microphone. Ellis, Overtoun Terrace, Kilmacolm.

Grundig Stereophonic TK60. Detachable speakers, two microphones. Professional model, accept £60. Cost £140. Birch, 54 Rickerscote Road, Stafford.

Uher 4000 Report-S. Virtually new: 4 speeds: cost £97, offered £65. Reverend Vann, 56 West Street, Shoreham-by-sea, Sussex. Tel.: 2654. (pp)

WANTED

Lee Electronics. The Tape Recorder and Hi-Fi Specialists wish to purchase good quality Tape and Hi-Fi Equipment for cash. 400 Edgware Road, W.2. Phone: PADDington 5521.

Highest cash prices offered for good quality Tape Recorders and Hi-Fi. See our ad. page 490 this issue. R.E.W., 266 Upper Tooting Road, London, S.W.17.

D 19 B Microphone wanted. N. Inglis, 18 Regent Terrace, Edinburgh 7. (pp)

TAPE EXCHANGES

Free magazines, concession tapes, discounts on recorders, etc. when you belong to Worldwide Tapetalk, 35 The Gardens, Harrow. S.A.E. for particulars. (pp)

STUDIO FACILITIES

Discs cut, all speeds, from your tape. Reduced prices. Microgroove 7" 17/6, 10" 37/6, 12" 43/-. Satisfaction guaranteed. West Herts Sound Recording, 9 Tring Road, Northchurch, Berkhamsted, Herts.

John Hassell Recordings. Tape to Disc. Latest high level microgroove cutting system. Competitive prices. Studio and Mobile services. 21 Nassau Road, London, S.W.13. RIVerside 7150. (pp)

TAPE TO DISC

Tape to Disc service, editing, and dubbing, all speeds. Studio available for musical groups. Outside recordings our speciality. Ilford Sound Recording Service, 63 Aintree Crescent, Barkingside, Ilford, Essex. Phone: CRE 8947 and GRA 5107. S.A.E. for list.

YOUR TAPE DEALER

Staffordshire

Audio Electronics (Midlands) Ltd.

Specialists in Dictation Mcs., Tape Recorders, Inter Com., Tapes and Accessories

Full After Sales Service on all Equipment

PHILIPS, GRUNDIG, TRUVOX, UHER, ETC.

203 STAFFORD STREET, WALSALL

Tel.: 21086

Surrey

FARNHAM, SURREY

The finest selection of Tape Recorders, Hi-Fi Equipment and quality Radiograms in the Provinces is awaiting you at:—

LLOYD & KEYWORTH LTD

26-27 Downing Street, Farnham, Surrey. Telephone: 5534

Comparative Demonstrations, Large stock of Cabinets and Pre-Recorded Tapes.

CROYDON'S TAPE RECORDER CENTRE

All leading makes in stock, Hi-Fi equipment, cabinets, etc. Service agents for AKAI Tape Recorders

SPALDING ELECTRICAL LTD.,

352/354, Lower Addiscombe Road, CROYDON

ADDiscombe
1231/2040

Sussex

WORTHING, SUSSEX

Stocking Ferrograph, Revox, Sony, Tandberg, Truvox, Philips, EMI, Luxor, etc., on fully comparative Demonstrations

BOWERS & WILKINS LTD.

1 Becket Bldgs., Littlehampton Road, Worthing 5142

NEW PREMISES
NEW PREMISES
NEW PREMISES 132 montague street
CRAY telephone 2585
CRAY OF WORTHING LTD

Warwickshire

COVENTRY
& DISTRICT
CO-OPERATIVE
SOCIETY LTD.

HIGH FIDELITY SOUND EQUIPMENT TASTEFULLY DISPLAYED FOR YOUR "BROWSE AROUND" ENJOYMENT

All leading makes: Amplifiers, Control Equipment, Loud-speakers, Cabinets, Tuners, Microphones, Tape Recorders and Ancillary items in stock or quickly obtainable.

Coventry & District Co-operative Society Ltd., High Fidelity Sound Section, Electrical Dept., First Floor, Central Premises, Corporation Street, Coventry. Tel. Coventry 24031-10 lines

AUDIO & TAPE SALES & SERVICE. HIG. 4182

COLIN G. TURNER M.I.P.R.E.

QUAD. LEAK. ROGERS. TANDBERG. TRUVOX. BRENELL

All makes in stock and on demonstration

39 YORK ROAD, KINGS HEATH, BIRMINGHAM 14

Wiltshire

SOUTHERN ENGLAND

HI-FI AND RECORD CENTRES

J. F. SUTTON

SALISBURY
18 QUEENS STREET

SOUTHAMPTON
421 SHIRLEY ROAD

CLASSIFIED ADVERTISEMENTS

TAPE TO DISC *continued*

Rapid Recording Service, 78s and L.Ps. from your own tapes. (48-hour service.) Master Discs and pressings. Recording studio. Mobile recording van. Manufacturers of the Sleep-o-Matic Unit. Foreign language courses available for sleep-learning. Brochures and price lists on request from: Dept. T.R.21, Bishops Close, London, E.17.

TRADE

Lafayette Tape. Polyester: 7in. 2400ft. 22/6, 5½in. 1800ft. 20/-, 1200ft. 14/-, 7in. 1800ft. 19/-, 7in. 1200ft. 12/-. Acetate: 7in. 1800ft. 14/9, 5in. 900ft. 10/6, 5in. 600ft. 8/- P. & P. 2/- Refund guarantee. S.A.E. list. Leda Tapes, 27 Baker Street, W.1. WELbeck 0441/2.

A Unique Buy! Recording tape, top brand. 7in. 2400ft. D.P. 25/-, 5½in. 1200ft. 19/6, P. & P. 1/6 per spool. Bargains in all sizes. S.a.e. for list. We repair, buy and sell recorders. E. C. Kingsley & Co. Ltd., 132 Tottenham Court Road, London, W.1. EUSton 6500.

Pre-recorded tapes. Unique complete catalogue listing all makes, mono, stereo, 7½ and 3¼ i/s including World Record Club tapes. Call for free copy or send 1s. mailing fee. Dept. T.R.3, Teletape Ltd., 33 Edgware Road, W.2. Phone: PAD 1942.

Speedy and Expert Tape Recorder and Hi-Fi repairs by England's leading Hi-Fi Specialists. Telesonic Ltd., 92 Tottenham Court Road, London, W.1. MUS 8177.

Pre-sleep Study. Learn difficult lessons or parts or improve your mental powers while you sleep! Send now for price list of materials; including the perfect tape machine, time switch, pillow speaker, endless tape cassettes, pre-recorded tapes for learning or therapy, language courses, etc. Psychology Tapes Ltd. (TR), 16 Kings College Road, London, N.W.3. PRI 3314.

Lees of Dover for all your requirements in Hi-Fi, tape-recorders, components. 6 London Road, Dover.

If quality matters consult Sound News Audio Supply for better terms. 60 page photographically illustrated Hi-Fi catalogue 4s. 6d. Part exchange, servicing. Your precious tapes transferred to unbreakable L.Ps by specialists. Specify requirements. 10 Clifford Street, London, W.1.

New world famous recording tapes Polyester base and fully guaranteed. 5in. 600ft. 7/-, 5½in. 900ft. 9/6, 7in. 1200ft. 12/-, 5in. 900ft. 9/-, 5½in. 1200ft. 12/6, 7in. 1800ft. 13/6, p/p 1/- per spool. Starman Tapes (T.R.), 421 Staines Road, Bedfont, Middx.

— TAPE TO DISC SERVICES —

The following are members of the Association of Professional Recording Studios who can be relied on to give satisfaction

MJB RECORDING & TRANSCRIPTION SERVICE

specialise in the production of microgroove records from Professional and Amateur recordings (Acetate copies; Mono and Stereo pressings). Extended playing times achieved by controlled cutting techniques. Studio, Mobile, "Off the Air" and all recording services. Detailed booklet available.

7 HIGH STREET, MAIDENHEAD (Tel: 25630)

TAPE RECORDERS - AUDIO EQUIPMENT - DISC CUTTING STD & LP FROM TAPE - STUDIO FACILITIES - HIRE SERVICE - SALES - EXCHANGES

MAGNEGRAPH

1 Hanway Place, London, W.1.

Tel.: LAN 2156

— YOUR TAPE DEALER —

Yorkshire

SHEFFIELD HIGH FIDELITY

HI-FI EQUIPMENT AND TAPE RECORDERS

FULL DEMONSTRATION FACILITIES
SPECIALIST REPAIR SERVICE
ALL LEADING MAKES STOCKED

Tel. 20588 10 WEST STREET, SHEFFIELD, 1

TAPE RECORDER CENTRE (HALIFAX)

Stock all the best Tape Recorders; Hi-Fi Equipment; Tape; L-P Records, etc.

DEMONSTRATIONS DAILY BY EXPERT STAFF
2 years FREE SERVICE ON NEW RECORDERS over £35

30 King Cross Street, Halifax. 'phone 66832

Scotland

Edinburgh's TAPE RECORDER specialist

Hi-Fi Corner

Ferrograph—Grundig—Telefunken—Philips, etc.
W. G. Graham, Assoc. Brit. I.R.E.

1 Haddington Place,
EDINBURGH.

Tape to Disc Recording Service

Phone WAV 7901

Agent for The Famous Heathkits.

ADVERTISERS' INDEX

	Page
BASF Chemicals Ltd.	<i>outside back cover</i>
Braddock, C., Ltd.	508
Brown, A., & Sons Ltd.	505
City & Essex Tape Recorder Centres	505
De Villiers (Electronic World) Ltd.	508
Elstone Electronics Ltd.—W.A.L.	509
Emitape	498
Ever Ready (G.B.) Ltd.	<i>inside back cover</i>
Francis of Streatham	510
Grampian Reproducers Ltd.	494
Grundig (G.B.) Ltd.	476
Heathkit (Daystrom Ltd.)	478
Howard Tape Recorders	484
Kodak Ltd.	482
Lee Electronics Ltd.	507
Mallory Batteries Ltd.	<i>inside front cover</i>
Metrosound Manufacturing Co. Ltd.	510
M.S.S. Recording Co. Ltd.	504
Philips Electrical Ltd.	506
Recorder Co., The	508
Reps (Tape Recorders) Ltd.	500
R.E.W. (Earlsfield) Ltd.	490
St. Aldate Warehouse Ltd.	492
Thorn Electrical Industries Ltd.	502
Tubeware Co., P.L.	510
Ultra Radio and Television Ltd.	488
Walker, N.	510

INDEX TO VOLUME SIX

FEBRUARY 1964—JANUARY 1965

A

About the Fair	209
Acos Microphone Range (see also reviews)	419
Active Recording	453
Akai 345 Automatic Recorder (see also reviews)	331
A.K.G. Dynamic Microphone	162
A.K.G. Price Reduction	143
Ampex Colour Coded Tapes	201
Ampex Mobile Video Recording Unit	9
Ampex Produce Educational Recorders	161
Ampex Series F44	27
Ampex Travelvision	395
Ampex Video Tape Splicer	8
Ampex VR 2000	201
Auctioneer (Tape Play)	447
Audio Course at Slough College	143
Audio Fair Exhibitors	54
Audio Fair, Tape at the	144
Audio Fair Preview	100
Audition by Tape	445

AUTHORS

Balmain, G. C.	
Hum and Noise in Tape Recorders	22
Magnetic Sound Recording and Reproduction (book review)	273
Print Through	229
Tape Recording and Reproduction (book review)	500
Tape Specifications and Stories	148
Berridge, J. W.	
A Rival to Telcan	311
Reverse Tape Player	13
Cornwell, E.	
New Attire for Tawdry Tape Recorders	449
Farsky, T.	
Art Tatum Alone (tape review)	499
Art Tatum King of Jazz (tape review)	499
Count Basie Swings (tape review)	499
New Orleans Dixieland Jazz (tape review)	409
Pee Wee Russell (tape review)	283
Finlayson, R. S.	
Half Ounce Tapes	119
The Bar is Moved	111
Foord, A.	
A Comprehensive Mixing Unit	496
Microphone and Monitor Amplifier	56
Gaselee, J.	
Insuring Your Tape Recorder	329
The Copyright Position	485
Glenwood, K.	
Spools or Cartridges—Magazines or Cassettes ?	359
Golding, R.	
Sound and Cine	17, 61
Goodall, G.	
Bach, Vivaldi and Handel Concertos (tape review)	283
Beethoven—Symphony No. 4 in B Flat Major (tape review)	409
Symphony No. 5 in C Minor (tape review)	409
Berlioz—Symphony Fantastique (tape review)	463
Bruckner—Symphony No. 4 (tape review)	499
Faure—Requiem Op. 48 (tape review)	409
Cantique De Jean Racine Op. 11 (tape review)	409
Finzi—Dies Natalis (tape review)	463
Holst—Choral Fantasia (tape review)	463
Psalm 86 (tape review)	463

Moussorgsky—Night on a Bare Mountain (tape review)	463
Puccini—Highlights from Tosca (tape review)	283
Rimsky Korsakov—Russian Easter Overture (tape review)	463
Sarasate—Zelignerweisen (tape review)	463
Sibelius—Six Humoresques (tape review)	463
Strauss—Blue Danube Waltz (tape review)	463
Tchaikovsky—1812 Overture (tape review)	463
Walton—Shakespeare Film Scores (tape review)	283

Griffin, R. W.	
How We Made the Fletching Festival Tape	407

Haines, D.	
The Auctioneer	447
The Saturday Before Christmas	495

Hamilton, J. A.	
The Why and How of a Stroboscopic Tape	14

Harris, P. W.	
The Mysterious Beat	366

Hellyer, H. W.	
Tape Recorder Service	25, 70, 115, 156, 192, 227, 285, 333, 373, 411, 459, 491
In Defence of the Dealer	199

King, G. J.	
Towards Better Taping	112, 153, 188, 233, 265, 325, 368, 400, 455, 486

Kinglake, D.	
The Repair-Man Cometh	199
The Roar of the Jets	479

Kirk, D. K.	
Field Trials of Battery Portables	185, 275, 317, 355, 403, 457
Producing a Sound/Slide Show	480
Radio and Electronic Hobbies (book review)	273
Tape Recording and Hi-Fi (book review)	273

Marsh, D.	
Operation Tape to Disc	187

Matthews, C. N. G.	
Sound Analysis	224

Plumtree, B. R. J.	
Siemens 14 Tape Recorder (review)	503

Rawle, B.	
Two Hundred and Forty-Seven Ways of Recording Sheep	241

Robinson, D. P.	
Studo Quality Mixer	196, 244, 270, 321, 360, 404

Russell, R.	
Making the Commercial	312

Seabrook, R.	
Tape Memoranda	19
The Next Spool	63

Turner, P. D.	
Magnetic Memory	329
One Man's Editing	397

Tutchings, A.	
Acos Microphone Range (review)	419
Akai 345 Automatic (review)	331
Akai M7 Stereo (review)	203
Cossor CR 1604 (review)	75
Electronic World Tapes (review)	165
Fidelity Playmaster (review)	289

(continued overleaf)

VOLUME SIX INDEX CONTINUED

Tutchings, A (continued)

Grundig TK 6 (review)	163
Philips EL 3300 (review)	417
Reslo VRT/L Microphone (review)	371
Saba TK 230S Recorder (review)	467
Soundcraft Magnetic Tape (review)	207
Telefunken Magnetophon 96 (review)	125
Truvox PD 99 Stereo (review)	29
Valradio Converter (review)	505

Wicks, K. R.

Bias in Tape Recording	107, 147, 239
--------------------------------	---------------

Woodward, M. F.

In Quires and Places Where They Sing	236
--	-----

Weldon, S.

Transistor Tape Amplifier	266, 318, 365
-----------------------------------	---------------

York, M.

Some Thoughts on Guarantees	453
-------------------------------------	-----

B

Bar is Moved	111
B.A.R.T.C. Presentations	477
Battery Portable Survey	276
BBC Organise Tape Competition	99
Bell-o-Matic Cartridge Recorder	123
Bias in Tape Recording	107, 147, 195, 239
Binders	263
Binders—Price Reduction	309
Blind Landings to be Taped	143
BSR Acquire Scottish Factory	39
BSRA Discuss Tape Quality	55

C

Carets and Hats	453, 489
Celestion Speaker Demonstration	263
Challen Service Note	143
Church Bells on Tape	183
Components for the Microphone Amplifier	143
Comprehensive Mixing Unit	496
Copyright Position	485
Cosmocord Export Microphones	39
Cossor CR1607 Stereo and CR1606	309

D

Dansette Cadet	185
D-Mac Limpet Logger	123
Do you know how to Solder ?	66
Drive Belt Sets	201
Dual TG12A	161
Dynatron Specialist 1200	27

E

Eagle Tape Head De-gauser	123
Electronic World—Larger Reels	223
EMI Series E Tape Heads	73
Emichimes in Piccadilly	99
Endless Tape Cassette	501
Epsilon Labcorder	143
Equipment Reviewed (see reviews)	
Extension Speakers	336

F

Fairchild Domestic Video Recorder	263
Ferguson 3204	27
Fi-Cord 101 Takes to the Air	395
Fidelity Playmaster Major	73

Field Trials of Battery Portables	185, 275, 317, 355, 403, 457
Four-track Stereo Tape Records	489
Further Developments in Domestic Video Recording	477

G

Gevaert and Agfa Merge	99
Given away with every TK6	55
Global Bulk Eraser and Mixers	415
Gramophone Superseded	395
Grampian Echo Unit	162
Grampian GC1 Microphone	415
Grundig Book Breaks Sales Records	395
Grundig Centre at Norwich	55
Grundig Open New Showrooms	39
Grundig Table Recorder	247
Guarantees	453

H

Half Ounce Tapes	119
Half Ounce Tapes and an 8mm Film	336
How We Made the Fletching Festival Tape	407
Hum and Noise in Tape Recorders	22

I

Ilford and Zonal Merge	183
In Quires and Places Where They Sing	236
In Defence of the Dealer	199
Index to Volume 5—details	353
Instant Heartbeat	263
Insuring Your Tape Recorder	329
International Magnetic Recording Conference	183

L

Language Bus	183
Language Laboratory	445
LCC Contract for Rank Language Laboratory	39
Letters	11, 81, 103, 159, 209, 336, 372, 402, 453, 489
Library Cassettes	39
Listen to the Elgin Marbles	395
London Sessions on Tape	8
Longest List	445

M

M 300 an Immediate Success	183
Magneta Continuous Player	183
Magnetic Memory	329
Magnetic Recording Conference	309
Maidstone Mixer	223
Making the Commercial (Tape Play)	312
Mass Recording Session	263
Mastertape Splicing Kit	501
Metrosound Move to Larger Premises	99
Microkit Confusion Ends	263
Microphone and Monitor Amplifier	56
Mixing Unit	496
Mobile Hi-Fi	11
More about the Fair	209
More Rank Laboratories	223
More Stolen Equipment	143
Mullard Professional Tape Heads	123
Mysterious Beat	366

N

New Attire for Tawdry Tape Recorders	449
Newhaven Tape Saga	450
Next Spool	63
No More Cricket	353
Notes on Standard Tape Equalisation Characteristics	119

O

O.K.I. FT 2020	55
One Man's Editing	397
Operation Tape to Disc	187
Our Readers Write	11, 81, 103, 159, 209, 336, 372, 402, 453, 489
Oxtapes	309

P

Paper-back on Tape	143
Philips Appoint New Sales Manager	55
Philips EL 3300	247, 275, 417
Philips EL 3548	161
Philips EL 3536 Modification	402
Philips EL 3552 Low Priced Mains Recorder	415
Philips Portable Helps Electricity Board	9
Philips Professional Recorders	477
Philips Video Recorder	309
Plastic Spools	490
Play that Landing Again	99
Portable Language Laboratory	445
Practical Noise Control	309
Print-Through	229
Producing a Sound/Slide Show	480
Protecting your Tape Recorder	329
Protecting Cherries and White Houses	477

Q

Q-Cord 203	27
--------------------	----

R

Radio Show and other Exhibitions	356
Readers' Letters	11, 81, 103, 159, 209, 336, 372, 402, 453, 489

READERS' PROBLEMS

Attenuator Matching	169
Background Hum	65
Balanced Cables	291
Bias Beat On The Light	511
Building a Stereo Recorder	155
Capacitive Cross-talk	155
Chugging in the Studio	105
Dubbing Problems	79
Excessive Take-up Torque	169
Fitting a Remote Switch	79
Harmonics on the R10	105
Head De-Magnetisation	291
Incomplete Erasure	65
Intermittent Wow	37
Low Impedance Mixer	424
Low Noise Head Amplification	512
Magnetised Heads	37
Mains Conversion	511
Mains Power for a Fi-Cord	105
Matching the TW/PA4	421
Microphone Mismatching	35
Modifying the Studio Deck	292

Novel Use for the Gram-deck Pre-amp	155
Oiling Self-Lubricating Bearings	105
Overheating Motor	512
Piano Acoustics	423
Poor Erasure on the Viscount	33
Pre-Amp for a Portable	65
Pronounced Flutter	291
Pulsing Series 5	423
Recording Bias	423
Riding and Response	424
Ringing Flywheel	35
Screaming Spools	421
Speed Fluctuation on the RK 3	155
Squeaking Effect	35
Squeaking Tape Guides	105
Superimposition on the EL 3527	35
Tape Head Preamplification	511
Recording from the Beolit 609	402
Repair-Man Cometh	199
Reslo MPD Microphone	123
Reslo VRT/L Microphone (see also reviews)	371
Reverse Tape Player	13

REVIEWS

Books

Magnetic Sound Recording and Reproduction by H. G. M. Spratt	273
Radio and Electronic Hobbies by F. C. Judd	273
Tape Recording and Reproduction by A. A. McWilliams	500

Microphones

Acos Microphone Range	419
Reslo VRT/L	371

Miscellaneous

Valradio Converter	505
----------------------------	-----

Tape Recorders

Akai 345 Automatic	331
Akai M7 Stereo	203
Cossor CR 1604	75
Fidelity Playmaster	289
Grundig TK 6	162
Philips EL 3300	417
Saba TK 230S Stereo	467
Siemens 14	503
Telefunken Magnetophon 96	125
Truvox PD 99 Stereo	29

Tape Records

ADDINSELL	Warsaw Concerto	59
BACH	Concerto in D minor	283
BEETHOVEN	Pastoral Symphony (No. 6)	248
	Sonata in C minor	191
	Symphony No. 4 in B flat major	409
	Symphony No. 5 in C minor	409
	Variations in E flat major	191
BERLIOZ	Symphony Fantastique	463
BRITTEN	Simple Symphony	151
BRUCKNER	Symphony No. 4	499
CHOPIN	Barcarolle in F sharp major	21
	Nocturne in F minor	21
	Scherzo No. 3 in C sharp minor	21
	Waltz in E minor	21
CLEMENTI	Sonata in B flat	21
DVORAK	Nocturne in B major	151
	Serenade for String Orchestra	151
ELGAR	Chanson de Matin	191
	Chanson de Nuit	191
	Cockaigne Overture	191
	Pomp and Circumstance Marches Nos. 1 and 4	191
	Serenade for Strings in E minor	191

(continued overleaf)

VOLUME SIX INDEX CONTINUED

FAURÉ	Cantique De Jean Racine	409
	Requiem Op. 48	409
FINZI	Dies Natalis	463
GREIG	Holberg Suite	151
HANDEL	Concerto No. 1 in B flat major	283
	Concerto No. 3 in G minor	283
	Royal Fireworks Music	59
	Water Music	249
HAYDN	Chamber Music	248
HOLST	Choral Fantasia and Psalm 86	463
	The Perfect Fool	151
LISZT	Consolation No. 3 in D flat major	21
	Grande Etudes de Paganini No. 3 in G sharp minor	21
	Psalms and Anthems	191
MONTEVERDI	Night on a Bare Mountain	463
MOUSSORGSKY	Chamber Music	248
MOZART	Chamber Music	248
PUCCINI	Highlights from Tosca	283
RIMSKY KORSAKOV	Russian Easter Overture	463
SARASATE	Zeiguinerweisen	463
SCHUMANN	Der Contrabandiste	21
SHOSTAKOVICH	Symphony No. 5 in D major	367
	Symphony No. 6	191
	Six Humouresques	463
STRAUSS	Blue Danube Waltz	463
STRAVINSKY	Rite of Spring	121
TCHAIKOVSKY	1812 Overture	59, 463
VIVALDI	Concerto in B minor, Op. 11 No. 10	283
WALTON	Facade	151
	Shakespeare Film Scores	283

FOLK SONGS

English Folk Songs	59
Gather Round	21
Josh White—Singer Supreme	248

JAZZ

Art Tatum Alone	499
Art Tatum King of Jazz	499
Charlie Barnet and His Orchestra	367
Count Basie Swings	499
Gene Krupa Meets Buddy Rich	21
Hampton Hits	59
Lucky Thompson Jazz Session	59
Meet Me in Chicago	249
New Orleans Dixieland	409
Pee Wee Russell	283
Woody Herman Sextet	151
You're Getting to be a Habit with Me	367

MISCELLANEOUS

Band Call	121
Collaboration	121
Dance Tempo Cha Cha Cha	21
Global Sound Effects No. 2	151
In A Sentimental Mood	21
Irma La Douce	21
Jerome Kern Spectacular	151
Music in the Modern Manner	121
Nat King Cole Sings More Favourites	191
Splendour of the March	151
The Art of Leon Goossens	151
The Shadows	59
Themes from Broadway Hits	121
Threepenny Opera	21
Tommy Dorsey Legend Vol. 2	191
Waltzing in Vienna	367

Tapes

Electronic World Tapes	165
Soundcraft Magnetic Tape	207
Rival to Telcan	311
Roar of the Jets	479
Robuk RK 44	201
Rola-Celestion Speaker Demonstration	263
Russian Portable	477

S

Saturday Before Christmas (Tape Play)	495
Saja Spares and Service	477
Scotch Self-Threading Spool	501
Selachron Elapsed Time Indicator	201
Sennheiser MD 21 Microphone	143
Sharp TRC 1004	317
Showtime Tape Report	356
Solo Quartet	11
Some Thoughts on Guarantees	453
Sound Analysis	224
Sound and Cine	17, 61
Sound Companion	353
Sound Coverage Automatic Tape Deck	415
Sound Effects and Electronic Music	247
Spools or Cartridges—Magazines or Cassettes?	359
Stereo Connecting Leads	501
Stereo Tape Club	395
Stereosound Radiotape Mk. 4	123
Stop Motion for the P1-3V	8
Studio Quality Mixer	196, 244, 270, 321, 360, 404
Stuzzi Disc-Corder	355
Survey of Battery Portables	276
Synchrotape Triple Play	123

T

Talking Book	353
Tandberg Series 8 and Model 90	501
Tape at the 1964 Audio Festival	144
Tape at the Brentford Institute	223
Tape Equalisation Table	159
Tapes for the Blind	81
Tapes for the Handicapped	81
Tape in Blind Welfare	353
Tape Memoranda	19
Tape Recorder and Hi-Fi News Binders	263
Tape Recorder Index to Vol. 5—details	353
Tape Recorder Service 25, 70, 115, 156, 192, 227, 285, 333, 373, 411, 459, 491	
Tape Records Reviewed (see reviews)	
Tape Specifications and Stories	148
Taping the Games	445
Telcan Demonstrated to Trade	263
Telcan to be Marketed this Month	99
Telefunken Comment on the Magnetophon 96 Review	143
Ten Days on a Single Reel	183
These Recorders are Hot	79
Thorn Factory Visit	450
Thorn Language Laboratory	477
Three Elizabethans for Export	73
Towards Better Taping 112, 153, 188, 233, 265, 325, 368, 400, 455, 486	
Transistor Tape Amplifier	266, 318, 365
Tru-Cord Name Change	39
Tru-Cord Review (Distributor's Comment)	8
T.S.L. Audio Heart	201
Two Hundred and Forty-Seven Ways of Recording Sheep	241
Two Sides of the Counter	199

U

Uher Recorders for the BBC	183
Ultra 6202	73
Unicorder SR-F61RT	27

V

Vidor to Distribute MSS. Tape	223
Vita-Drive Belt Cleaner	161

W

Wayfarer Car-Stereo	9
Why and How of Stroboscopic Tape	14
Williamson Pre-amp and Hodinott Microphone	489
World of Tape .. 8, 55, 99, 143, 183, 223, 263, 309, 353, 395, 445, 477	
Wyndors Sabre II Recorder	415



EVER READY HIGH POWER MEANS 4 TIMES MORE RECORDING PER BATTERY

This is the Ever Ready HP2 battery, one of the revolutionary new range of High Power batteries. At current drains of 300 mA in tape-recorders the HP2 has a working life over 4 times as long as that of the standard U2. HP batteries are extending the life and so the use of many types of battery-powered equipment from toys to photo-flash in the same way. Get full details from The Ever Ready Co (GB) Ltd., Hercules Place, Holloway, London N7. Telephone: ARChway 3030




for longer life!

netophonband

BASF




pe - Ruban Magnétique - Cinta Magnetica



**PROTECT
STORE
TABULATE
YOUR
TAPES...**

**BUY THEM IN
BASF
LIBRARY BOXES,
AND USE THE
FREE
LIBRARY INDEX**



Buy your tapes in BASF Library Boxes. Made from hard wearing Polystyrol they hold the tapes in swivel open cassettes—keep them in perfect playing condition free from dust or damage. And you can use them for an easily worked reference library—just ask your dealer for the *Free* BASF Library Index.

BASF Single Tape Library Boxes for LONG PLAY tapes now cost:
5" 31/-, 5½" 38/6, 7" 55/-.

Also Three Tape Library Boxes containing:
Three 5" L.P. Tapes—84/-.
Three 5½" L.P. Tapes—105/-.
Three 7" L.P. Tapes—150/-.

New DOUBLE PLAY tape Library Boxes:
Single Tape 5" 45/-, 5½" 58/6, 7" 82/6.
Three Tapes 5" 126/-, 5½" 165/-,
7" 232/6.

SYMBOL OF AUTHENTIC SOUND—

BASF CHEMICALS LTD.

5a Gillespie Road, London, N.5. Telephone: CANonbury 2011

