

studio sound


November 1982 £1

AND BROADCAST ENGINEERING

Mixing consoles
AES Anaheim preview
Disney post-production



A LINKHOUSE PUBLICATION



FX for TRON

© MCMLXXXII WALT DISNEY PRODUCTIONS WORLD RIGHTS RESERVED

The Producer Package

The New Series 1600 + the SCM 762 Multi-Track.

The Series 1600 offers 4 mainframe configurations with 16 track monitoring: 16, 24, 32 channel and, as featured, 24 channel with patchbay.

This format is wired for 24 track interface and the patchbay also accesses 32 external signal processors.

The SCM 762 is a fully professional 2 inch recorder which may be ordered as a 16 track, 16 track prewired 24, or as a 24 track machine, each of which has the option of a nine memory autolocator.

The Producer Package from Soundcraft - The Innovators.



Soundcraft



Soundcraft Electronics Limited,
5-8 Great Sutton Street, London, EC1V 0BX, England.
Telephone: 01-251 3631 and 251 0581. Telex: 21198.

Soundcraft Inc.,
20610 Manhattan Place, Suite 120,
Torrance, California 90501, USA.
Telephone: (213) 328 2595. Telex: 182499.

EDITORIAL

EDITOR: RICHARD ELEN
DEPUTY EDITOR: KEITH SPENCER-ALLEN
PRODUCTION: ANN HORAN
LINDA FIELDHOUSE
CONSULTANT: HUGH FORD

ADVERTISEMENT

GROUP EXEC MANAGER: PHIL GUY
SALES: MARTIN MILES
SECRETARY: AUDREY SLATFORD
PRODUCTION: JACKIE McGRATH

PUBLISHER PAUL MESSENGER

Editorial and Advertising Offices:
LINK HOUSE, DINGWALL AVENUE,
CROYDON CR9 2TA, GREAT BRITAIN
Phone: 01-686 2599
International: + 44 1 686 2599
Telex: 947709
Telegrams: Aviculture Croydon
© Link House Publications P.L.C. 1982
All rights reserved

STUDIO SOUND is published on the second Friday of the preceding month. The magazine is available on a rigidly controlled requested basis only to qualified personnel (see back page for terms) or for an annual cost of £12.00 UK, \$40 US surface mail, \$75 US airmail, £17.50 overseas surface mail or £32.50 overseas airmail to non-qualifying readers or where more than two copies are required in a studio or small organisation. All subscription enquiries, including changes of address (which should be *in writing* and preferably including an old address label or at least the 7-digit label code) should be made to the Subscription Department at the above address. Studio Sound and Broadcast Engineering incorporates Sound International and Beat Instrumental.

US mailing agents. Expeditors of the Printed Word Ltd, 527 Madison Avenue Suite 1217, New York, NY 10022. Controlled Circulation postage paid at New York, NY.

Total average net circulation of 13,264 per Issue during 1981. UK: 5,677. Overseas: 7,587.
Printed in England

studio sound

AND BROADCAST ENGINEERING

NOVEMBER 1982
VOLUME 24 NUMBER 11
ISSN 0133-5944



A LINK HOUSE
PUBLICATION



MEMBER OF THE AUDIO
BUREAU OF CIRCULATION

Cover photographs by Bill Eastabrook and courtesy of Disney

- 34 Diary** Keeping you up to date
- 36 New products** Recent goodies
- 38 Letters** Your say
- 42 Evolution of the mixing console**
The originaton of the current species by RICHARD SWETTENHAM
- 48 Sound FX for TRON** The effects of Disney's latest by BOB ANTHONY
- 52 Business** BARRY FOX's regular column
- 54 Mixing consoles** A product guide: who makes what In mixers
- 64 Post production at Disney**
BOB ANTHONY on putting it all together soundwise
- 67 Studiofile**
Gerim Studios, Chicago; Tasco at Wembley Arena; Nimbus 9/Soundstage, Toronto; Aosis Studios, London
- 72 AES Anaheim preview** A brief guide to the exhibitors
- Reviews:**
- 76 Otari MTR-90-II multitrack** HUGH FORD
- 84 Bang & Olufsen signal/noise meter NM1** HUGH FORD
- 90 Nagra T-Audio** HUGH FORD

Styx and Stones won't break your bones; their words may hurt you backwards

A recent arrival on my desk was a short item on something called 'backward masking'. I don't know quite whether it was designed for our *Sounds Supernatural* column or not: certainly it is more curious than meta-physical (like James Randi rather than Matthew Manning, perhaps). Apparently US Congressman Robert Dornan has introduced legislation which will require that a warning message is carried on the covers of albums including 'backward masking' messages. These are alleged to be words recorded backwards on album tracks which 'glorify Satan'. While audible when the record is reversed, these messages, alleges Dornan, have a subliminal effect when played in the usual way. Several major rock albums contain such messages claims Dornan, listing tracks by Styx, Black Oak Arkansas, Led Zeppelin and The Cars.

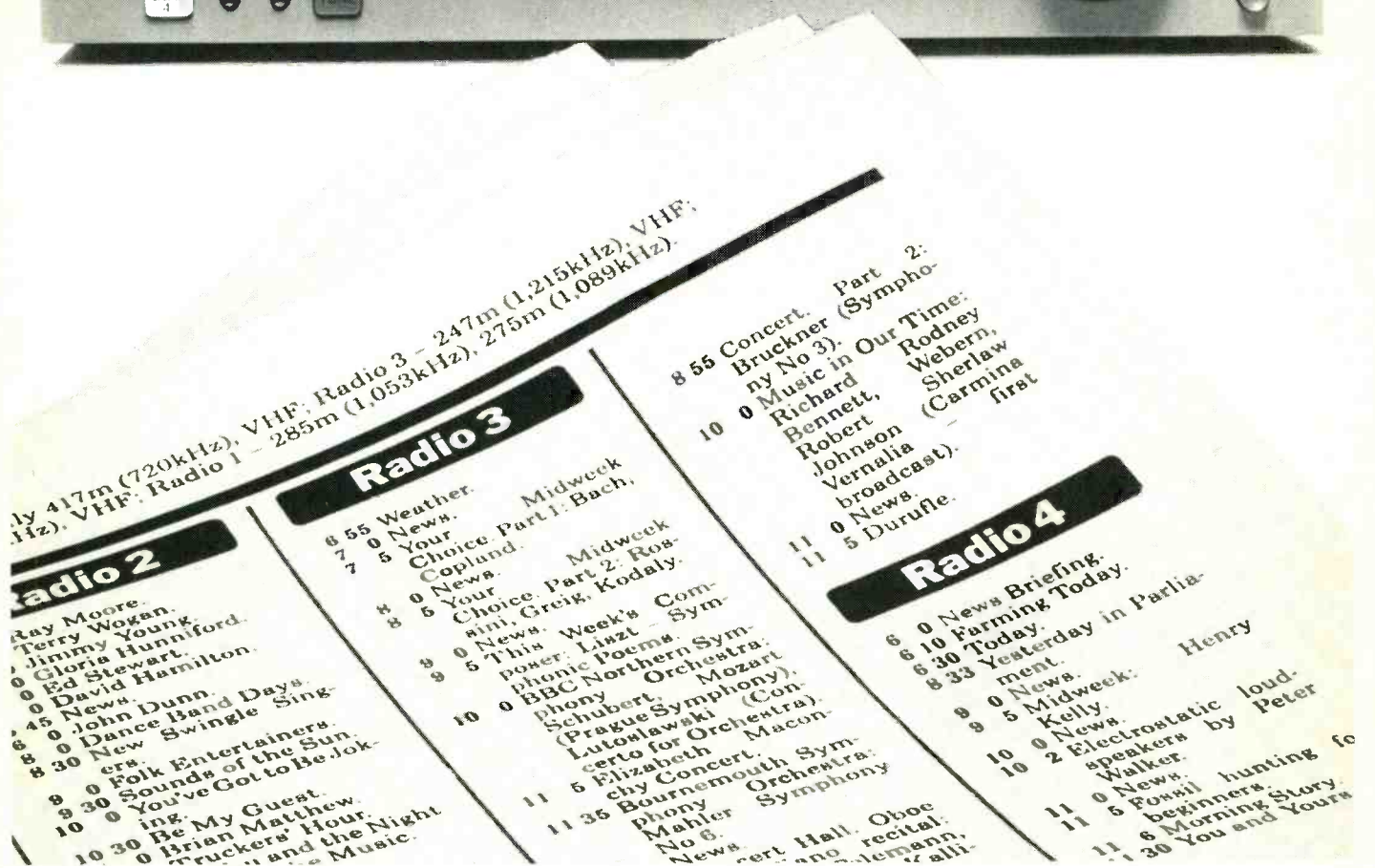
The last time I heard anything like this was the mild controversy over the mystery words in the locked groove at the end of The Beatles' *Sergeant Pepper* album, but this particular 'message' had the advantage that you couldn't decode it *either* way round (4.3 x 10⁶ theories apart). From the examples given, all I can say is that if I wanted to put a message on an album, backwards or otherwise, I would use better English than 'Satan, Satan...he is got God...' as one (unnamed) 'message' is alleged to run. Far from being the audio analogue of subliminal advertising, as Dornan appears to think, it seems to me more a case of the audio analogue of

Rorschach Blots: you hear what you want to hear. And apart from the fact that I seem to remember that subliminal *visual* advertising has a rather limited effectiveness, which is reduced to virtually zero by reversing or inverting the message, I don't see that there would be any real chance of grasping a reversed *audio* message subliminally or otherwise, even 'in the clear' unless you happen to be another Roger Ordish or a peculiarly perverse recording engineer who thinks that copying tapes backwards improves their quality (what's the truth about this, by the way?).

There may be more to this than meets the eye, of course. Congressman Dornan is a Republican and lives in California. Is this another attempt to try and damage the California recording industry?

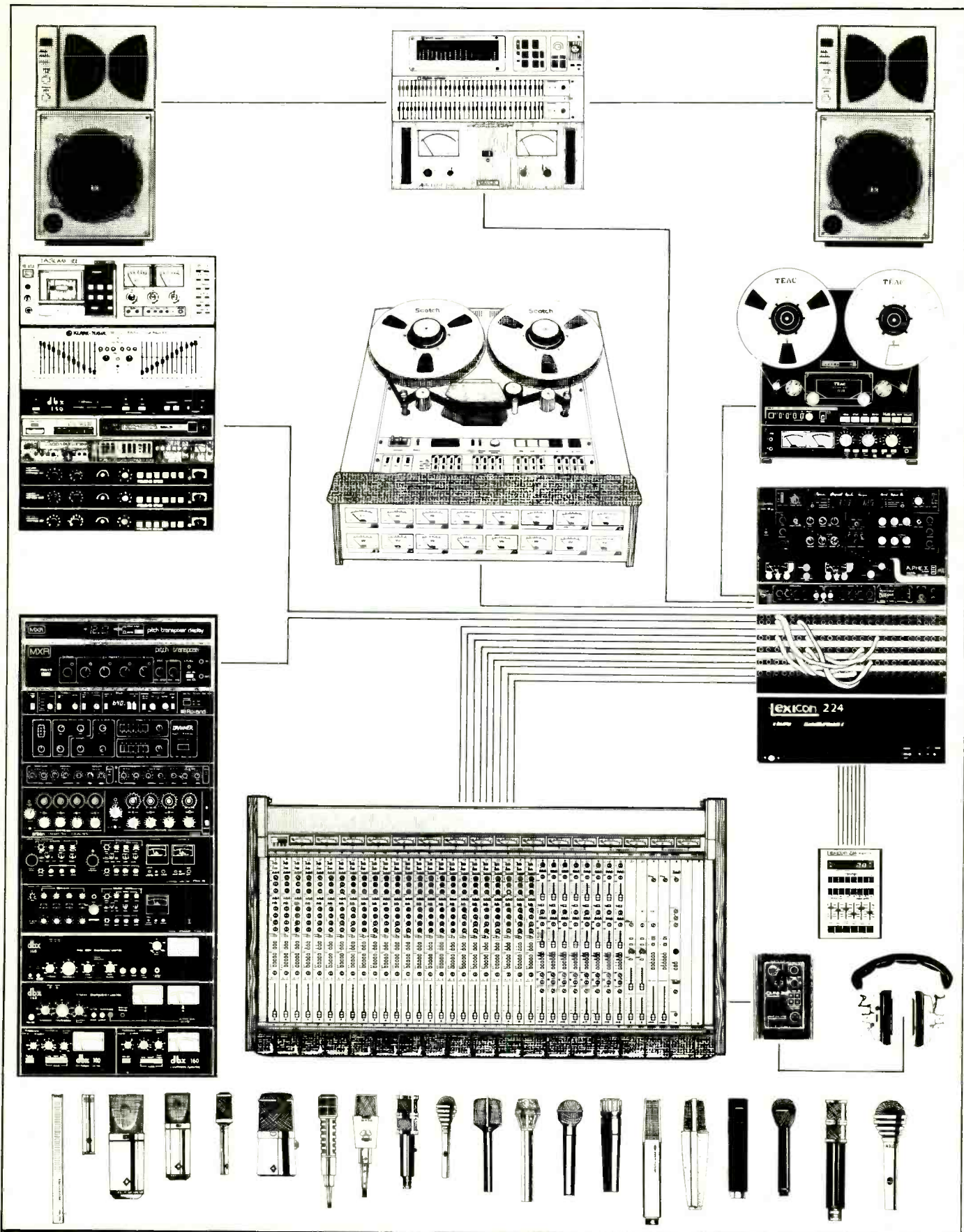
We hope to hear more. Perhaps the ingenuity of our columnist Barry Fox will come up with something. In the meantime, the alleged originators of the alleged 'backwards masking' message which allegedly says '...There is power for Satan, he will give you 666...' might like to go back and check their Gematria. The number 666 represents a good number of things besides the 'Beast' of the *Book of Revelations*: it also refers to the power of the sun, for example, which could only be made equivalent to Satan via a very strange course of logic. Again, perhaps Dornan's Health Warning should be extended to include 'negative' (forward) lyrics...but then who will decide what constitutes 'negative'? Dornan himself? Let's play safe. A suitable message could read 'Warning: Congressman Dornan has determined that this record contains lyrics, which may, or may not, be dangerous to your health'.
Richard Elen

THE QUAD FM4; SEVEN PRESET STATIONS; STORED AND RECALLED UNDER THE CONTROL OF A DEDICATED MICROPROCESSOR, WITH A LEVEL OF AUDIO PERFORMANCE LIMITED ONLY BY THE QUALITY OF THE INCOMING SIGNAL. DECEPTIVELY SIMPLE AND ORIGINAL, AS ONE WOULD EXPECT FROM QUAD.



Simply write or phone for more information to
The Acoustical Manufacturing Co. Ltd., Huntingdon, Cambs. PE18 7DB. Telephone: (0480) 52561.

QUAD 
for the closest approach
to the original sound



AUDIO SERVICES

AUDIO, VISUAL NEW TECHNOLOGY DISTRIBUTORS

TEL. 06632/2442
STUDIO HOUSE
HIGH LANE VILLAGE
NR. STOCKPORT
SK6 8AA.

COMPLETE PACKAGE PRO-AUDIO DEALERS – FROM STEREO TO 46 TRACK

FOR USED LISTINGS SEE OUR OTHER AD INSIDE BACK PAGE



The Otari range.

Compact recorders. The MX5050 range of compact stereo and multitrack recorders is designed for the smaller studio, but still meets the demands of the professional recordist. Available in 2, 4, and 8 track format the inherent Otari hallmark of quality and long life is not compromised by their competitive pricing, as evidenced by their selection for use by video production companies, (8 track), audio-visual users (4 track), local radio stations and multitrack studios (2 track).

Mastering Recorders. The MTR Series includes a full range of recorders designed for major studios, broadcast and video production companies. The MTR10 range includes quarter and half inch stereo mastering machines, and 4 track half inch versions for video and other specialist applications.

The MTR90 multitrack range is available in one inch B track, 2 inch 16 track and 2 inch 24 track models. These are the most advanced recorders available today. (The MTR90 24 track is reviewed by Hugh Ford in Studio Sound, October 1982.)

Small duplicating systems. The DP4050 Series is aimed at the smaller user who requires minimum maintenance but still demands a high level of consistent performance. These in-cassette copiers will go on producing perfect copies for many years. Two basic models are available, one using a cassette master, and one with a reel master. Both versions are very easy to operate



Large duplicating systems and video tape loaders. Otari produced their first system in 1965 and currently produce the DP7000 series, running at 64 times normal speed. The video loaders are used by all the major tape manufacturing companies including 3M, Maxell, TDK Sony, etc. Independent Tape Duplicators is now the largest independent duplicating house in the U.K. and Otari duplicators are used exclusively. Loop-bins and slaves run 24 hours a day to give a weekly capacity of 150,000 cassettes per week.

OTARI + I.T.A

10 YEAR ANNIVERSARY

1972-1982 I.T.A. celebrates 10 years of service to the recording industry. From a small office in Eton, opened in 1972, we have grown to become one of the UK's leading equipment suppliers with an ever-increasing product range from the world's leading manufacturers. Most important of these is OTARI — now the world's fastest growing manufacturer of tape decks and duplicators. I.T.A. started to import Otari equipment in 1973, recognizing the potential of their engineering expertise. This has developed into market leaders like the new MTR

range of stereo and multitrack master recorders. The highly advanced technology incorporated in them is backed by I.T.A.'s decade of servicing experience. We look forward to the next decade! OTARI + I.T.A. — your guarantee of satisfaction.



RECENT INSTALLATIONS BY I.T.A.

Rediffusion Music — is the largest producer of pre-recorded background music in the world. Six Otari MTR10 stereo and 4 channel recorders are used for the production of master tapes. **Solid State Logic** and **Audio Kinetics** both use the MTR10 series for demonstrating their own products at their premises.

Windmill Lane Studios — is the top sound and video dubbing studio in Ireland. They have just replaced their 24 track with the latest Otari MTR90-J1.

A New Service from I.T.A.

If you are thinking of replacing your 16 or 24 track recorder, or of upgrading your studio, we are offering attractive part exchange facilities against your old machine. Ring our sales department for full details of allowances against the purchase of a new MTR90 16 or 24 track.

ITA 1-7 Harewood Avenue, Marylebone Road, London NW1 6LE.
Tel: 01-724 2497/8 & 01-724 3768. Telex: 21879.

THE A.M.S. DIGITAL FAMILY

RMX.16 A 2U 19" rackmount system offering 9 programs of reverberation ranging from the smallest of rooms to the largest of halls ★ Full remote ★ 18KHz bandwidth with maximum delay of 810ms ★ Special effects programs ★

DMX15-80S True stereo digital delay line with maximum delay capability of 33 seconds at 18KHz bandwidth ★ Optional mono or dual pitch changers ★ Non volatile memories ★ Lock-in capability with loop editing, 'Vari-speed' and external trigger.

AV SYNC Triple channel 1U high digital audio delay for use with video synchronisers to provide automatic audio/video synchronisation ★ 18KHz bandwidth ★ 1.6 sec max delay per channel for manual offset ★ Operates with any synchroniser.



Advanced Music Systems
England
Tel: (0282) 36943
U.S.A.
Tel: (213) 980-5717

Australia A.M.S. (Int'l) Pty Ltd. Sydney
Switzerland ABQ Zurich
Norway Pro Technic A/S Oslo
Canada Octopus Audio Toronto
Japan Continental Far East Inc. Tokyo
Spain Singleton Productions Barcelona
Hong Kong Audio Consultants Kowloon

Finland Into Oy Helsinki
France Lazare Eqpt Paris
W. Germany Elmus GmbH Berlin
Italy Professional Eqpt. Milan
Singapore Auvi Private Singapore
Denmark Sweet Silence Copenhagen
Holland Audio Script Loosdrecht



THE MXT-500

Up to 14 inputs and 2 main outputs, rack mounting, in flight case or for drop-through mounting
Inbuilt power supply and optional battery pack

Audix Limited, Wenden, Saffron Walden, Essex CB11 4LG, England
Telephone Saffron Walden (0799) 40388 Telex 817444



The ITAM multitracks

Dependable — Versatile — Outstanding for Performance and Value — the 810/1610 series

ITAM multitracks are designed to give you more features for greater performance and ease of operation. They are engineered for continuous studio use during their long operational life. In addition, they are extremely compact and will fit into the smallest control room or mobile truck. Compare them to any competitor (if you can find one) — check the features and the prices, and you will discover why these are the biggest selling professional multitracks in Britain.

810 — 8 track one inch, pre-wired for 16 track. £3,550

1610 — 16 track one inch. £4,750

3 speed 30/15/7½ ips
(plus varispeed)

Full function remote
included at no extra cost


Digital counter and remote
varispeed

Totally modular
construction

Plug-in EQ cards

Simultaneous noise
reduction optional +4dBm
output on XLR connectors

Low running costs



"My Itam is in heavy use 7 days a week. I particularly like the transport which is very smooth and quick to respond. To spend a day working on a 25 second jingle, backwards and forwards, with split-second drop-ins (totally silent) you really appreciate this sort of performance. And I can depend on it, day in day out."

Steve Hall

Hallmark Studios, London W1.

itam

ITA, 1-7 Harewood Avenue, Marylebone Road,
London NW1. Tel: 01-724 2497. Telex: 21879

YOU'LL FIND IT ALMOST EVERYWHERE...

Intelligible,
versatile,
affordable!



US \$ 795



and if you agree that it's about time to have your own SYNTOVOX Triple Two VOCODER in the FX-Rack, you'll find us here:

SYNTOX USA
269 LOCUST
NORTHAMPTON, MA 01060
(413) 586-3777

CANADA
GERR
TORONTO (416) 868-0528

BRASIL
CENTELEC
R10 DE JANEIRO
(021) 2876198

HONG KONG
STUDER/REVOX LTD
(5) 412050

AUSTRALIA
KLARION PTY LTD
MELBOURNE
(03) 613801

KOREA
GU MI SOUND CO.
SEOUL - 754848

JAPAN
TMAI & CO. LTD
SHINJUKU-TOKYO
(03) 357-0401

S. AFRICA - ELTRON
JOHANNESBURG
(011) 293065

UK
FELDON AUDIO LTD
LONDON
(01) 5804314

FRANCE
LAZARE ELECTRONIC
PARIS (01) 8786210

FINLAND
ERTAMA MUSIIKKI
STORE ROBERTSGATAN
HELSINKI

SWEDEN
ELFA
SOLNA (08) 7300700

GERMANY
DYNACORO GMBH
STRAUBING
(09) 4213101

DENMARK
TC ELECTRONIC
AARHUS (045) 6244288

SWITZERLAND
AUDIOVIDEO
LUGANO (091) 523827

INTRASON
CHAVANNES
(021) 352276

SYNTOX ELECTRONICS BV. P.O.B. 83 • 3620 AB BREUKELEN • HOLLAND ☎ 03462-3499 TELEX 40541 SYNTO NL

The Complete Studio.



Since 1950 Bauch has supplied the finest products and an unrivalled service to the professional sound recording and broadcast industries.

Today, with the inclusion of broadcast video and semi-professional sound divisions, Bauch is actively satisfying the requirements of the entire spectrum of communications industries.

Bauch offers a complete service for the design and installation of professional audio and

broadcast video systems: an all inclusive service combining up-to-the-minute technology and skills with individual and personal attention.

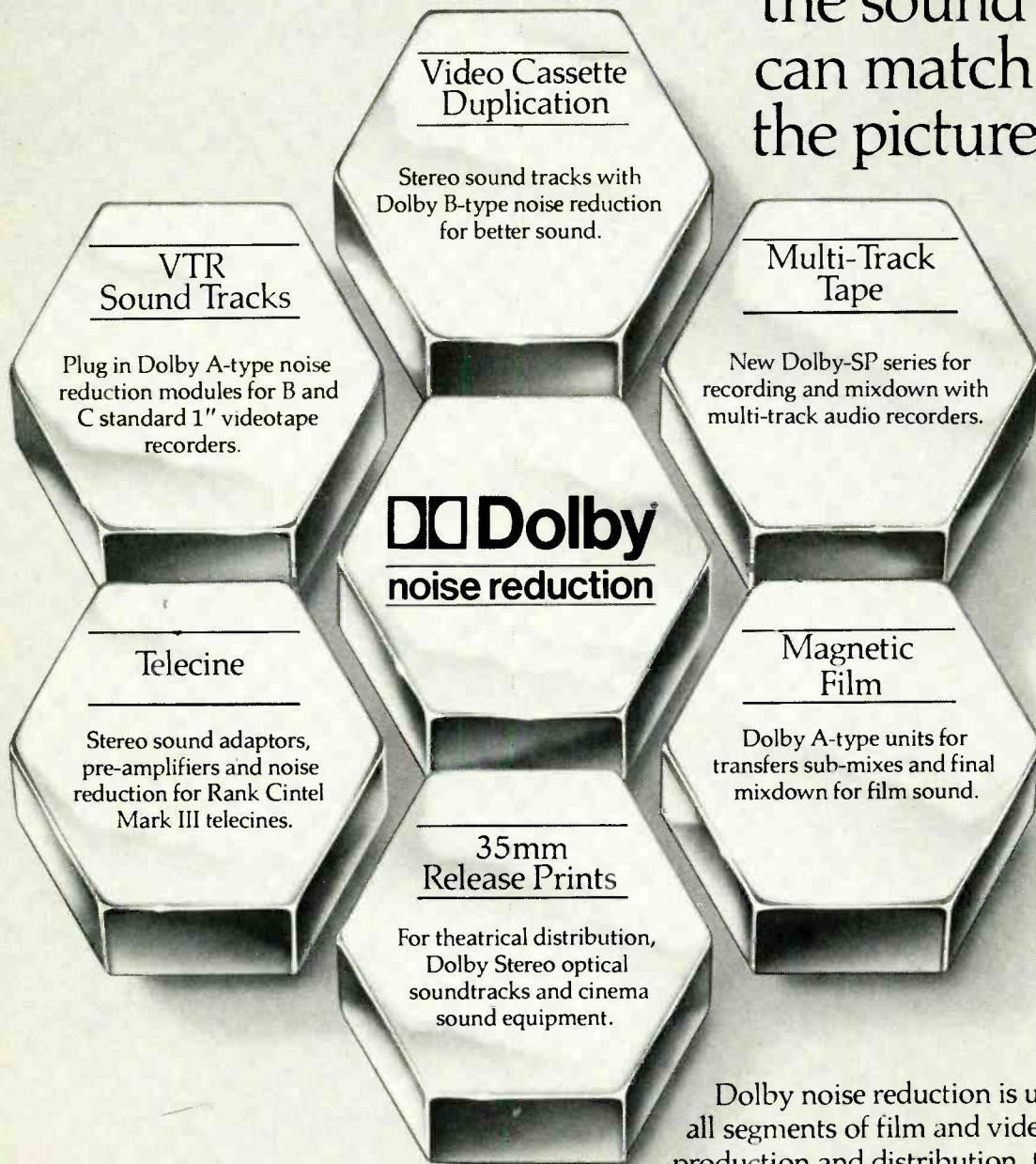
From the initial enquiry through installation and acceptance to comprehensive back-up and after-sales service, Bauch provides the assurance and stability needed to meet the ever increasing demands of today's professional audio and video markets.

F.W.O. Bauch Limited

49 Theobald Street, Boreham Wood, Hertfordshire WD6 4RZ
Telephone 01-953 0091, Telex 27502

Dolby® noise reduction

So that
the sound
can match
the picture



Dolby noise reduction is used in all segments of film and video sound production and distribution, to obtain and maintain an improved sound quality all the way to where it counts: the customer.

Dolby Laboratories Inc., 731 Sansome Street, San Francisco CA 94111
Phone: (415) 392-0300 Telex: 34409
346 Clapham Road, London SW9, England. Phone: 01-720 1111
Telex: 919109

Dolby®

Dolby and the double-D symbol are trademarks of Dolby Laboratories Licensing Corp.

Melkuist GT800 Automation System... ...helps you make music



A high speed SMPTE
locked, floppy disk based
console automation system. For
new systems or for ret-o-fitting to
most existing Audio mixing consoles.
VCA fader packages available to suit non
automation-ready consoles.

 **Melkuist**
AUTOMATION SYSTEMS

F.W.O. Bauch Limited

49 Theobald Street, Boreham Wood, Hertfordshire WD6 2RZ
Telephone 01-953 0091, Telex 27502

Photograph courtesy of Linn Downer Studios

MARKETING Ltd.

CAN YOU AFFORD NOT TO AFFORD THE 8000 SERIES?

The D & R SERIES 8000 consoles offer all facilities required of a top-class non-automated multitrack recording console AT A VERY HIGH QUALITY LEVEL AND AT A REMARKABLE PRICE

SORRY
This small advertisement can only hint at the great potential of the D & R SERIES 8000 in-line recording console.

Take the first step towards a sound decision and contact us now for further details on this or any other D & R mixer.

NAME
ADDRESS

SS982

WESTMORLAND ROAD, LONDON NW9
Tel. 01-204 7246 Telex: 895 4243

FRONTLINE



Equipment Sales & Rental.

WITH

Design & Engineering.

BACK-UP

Tel: 01-226 7940



Hardware House
Hardware House (Sound) Ltd
1-7 Britannia Row,
London N1 8QH

WITH 40 YEARS' EXPERIENCE IN THE DESIGN AND MANUFACTURE OF SEVERAL HUNDRED THOUSAND TRANSFORMERS WE CAN SUPPLY:

AUDIO FREQUENCY TRANSFORMERS OF EVERY TYPE

YOU NAME IT! WE MAKE IT!

OUR RANGE INCLUDES

Microphone transformers (all types), Microphone Splitter/Combiner transformers, Input and Output transformers, Direct Injection transformers for Guitars, Multi-Secondary output transformers, Bridging transformers, Line transformers, Line transformers to G.P.O. Isolating Test Specification, Tapped impedance matching transformers, Gramophone Pickup transformers, Audio Mixing Desk transformers (all types), Miniature transformers, Microminiature transformers for PCB mounting, Experimental transformers, Ultra low frequency transformers, Ultra linear and other transformers for Valve Amplifiers up to 500 watts, Inductive Loop Transformers, Smoothing Chokes, Filter inductors, Amplifier to 100 volt line transformers (from a few watts up to 1000 watts), 100 volt line transformers to speakers, Speaker matching transformers (all powers), Column Loudspeaker transformers up to 300 watts or more.

We can design for RECORDING QUALITY, STUDIO QUALITY, HI-FI QUALITY OR P.A. QUALITY. OUR PRICES ARE HIGHLY COMPETITIVE AND WE SUPPLY LARGE OR SMALL QUANTITIES AND EVEN SINGLE TRANSFORMERS. Many standard types are in stock and normal dispatch times are short and sensible.

OUR CLIENTS COVER A LARGE NUMBER OF BROADCASTING AUTHORITIES, MIXING DESK MANUFACTURERS, RECORDING STUDIOS, HI-FI ENTHUSIASTS, BAND GROUPS AND PUBLIC ADDRESS FIRMS. Export is a speciality and we have overseas clients in the COMMONWEALTH, E.E.C., U.S.A., MIDDLE EAST, etc.

Send for our questionnaire which, when completed enables us to post quotation by return.

SOWTER TRANSFORMERS

Manufacturers and Designers

E. A. SOWTER LTD. (Established 1941), Reg. No. England 303990

The Boat Yard, Cullingham Road, Ipswich IP1 2EG,
Suffolk. P.O. Box 36, Ipswich IP1 2EL, England.

Phone: 0473 52794 & 0473 219390. Telex: 987703G

The Great Multitrack War.

Until recently, there was no choice.

If you were a musician on a budget, it was TEAC or bust.

Nearly a year ago, a new product called Fostex appeared, challenging the market leader with new and daring products.

Now TEAC have responded, and a battle ensues. There's quarter inch versus half inch and Dolby 'C' versus dBx.

Plus all manner of price incentives to make you buy.

So when it comes to finding the right product for your needs, you really have to choose.

At Turnkey, we can help. We stock both ranges, and we'll take time to let you compare one against the other. So you decide for yourself what suits best.

And our tremendous range of mikes, effects and accessories, means you can buy all you need to make your studio work at one place.

We'll help with finance, acoustics and installation if required. All at a special package price.

So write for our 44 page studio catalogue or call round for a demo.

And be sure that whatever you choose from us, you'll always end up a winner.

How and Why Only You can win

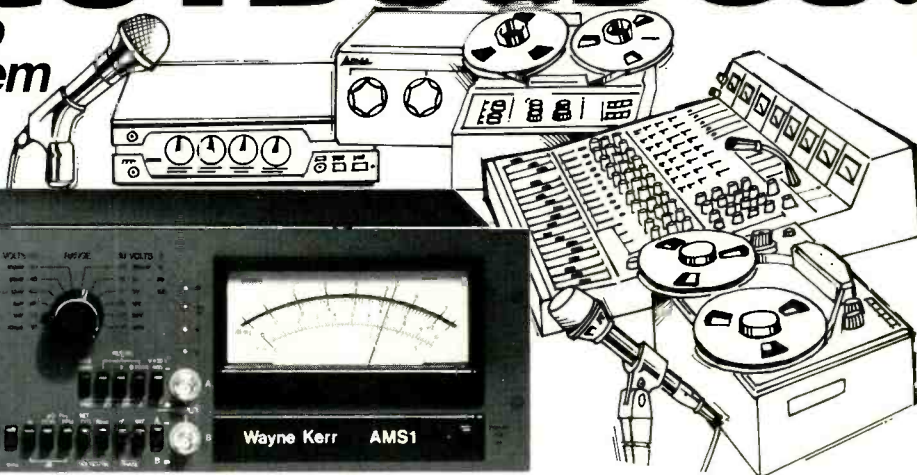
turnkey

8 East Barnet Road
NEW BARNET Herts EN4 8RW
Phone 01-440 9221



10 into 1 Does Go.

Complete audio measuring system see the 10 features...



1. Freq. Counter, 2. Oscillator, 3. Noisemeter, 4. Wow & Flutter meter, 5. Level Meter, 6. Distortion, 7. Phase, 8. Power, 9. Drift, 10. Rumble.

Already in use from the small service workshop to Audio Equipment manufacturers to professional studio to IBA Broadcast station to the "BBC". AMS1 provides the solution.

Saves time, saves space, saves capital equipment cost, saves earthing problems. Transportable and easy to use. This low cost comprehensive audio workshop meets the latest specifications for Audio Measurement with accuracies equivalent to many of its stand alone counterparts.

**10 Instruments, 15 Measurements
for the price of One. That's the AMS1...
from Wayne Kerr.**

Belgium - Simac Electronics SPRL. Tel: 022192453. Telex: 23662 France - Tekelec Airtronic. Tel: 5347535. Telex: 204552. Netherlands - C.N. Rood B.V. Tel: 996360. Telex: 31238. Sweden - Scandia Metric AB. Tel: 20400. Telex: 10766. West Germany - Keithley Instruments GmbH. Tel: 7144065. Telex: 5212160. Italy - Telav International SRL. Tel: 4455741. Telex: 312827. Spain - Unitronics SA. Tel: 2425204. Telex: 22596. Eastern Europe, USSR, China - Data Loop Ltd. Tel: 0306 81166. Telex: 859417. South Africa - Telkor Pty Limited. Tel: 011 489740. Telex: 4-22171.

WAYNE KERR



WKR Limited Durban Road
Bognor Regis
West Sussex PO22 9RL England
Tel: (0243) 825811 Telex: 86120



Autograph
Sales Ltd



Meyer
Sound



You are cordially invited
to the unveiling of the
new Meyer Sound
833 Studio Reference
Monitor*

*Patents applied for

AUTOGRAPH SALES LTD
STABLE 11 BRITISH RAIL CAMDEN DEPOT
CHALK FARM ROAD LONDON NW1 8AH
Tel 01-267 6677

place:	72nd Audio Engineering Society Convention Disneyland Hotel, Anaheim, California. Booth 909
dates:	October 23-27, 1982
833 specs:	Frequency Response 35-18,000 Hz \pm 3db
	System Time Delay (including electronics) \pm 350us, 100-20,000Hz \pm 25 us, 2,000-20,000Hz
	High Frequency Dispersion Vertical 40 degrees Horizontal 80 degrees
	Maximum SPL Continuous 120 dB Peak 130 dB
	List Price (two loudspeakers and control electronics. Amplifier not included) under \$5000.

THE NEAREST THING TO PERFECTION...

THE NEW RANGE OF
AD 145 PICO MIXERS
PERFECT SIZE AND
WEIGHT
PERFECT COMBINATION
OF FACILITIES
PERFECT ELECTRONIC
ENGINEERING
PERFECT MECHANICAL
ENGINEERING

Exhibiting for the first time
in the U.S.A. at AES Anaheim
Stand B 512.

Showing also at our new
offices at Audio Developments
Suite 224, 1640 Fifth Street

Santa Monica CA 90401 U.S.A.
Tel: 213-395-3529
Telex: 652337 BT SMEDLEY.

FEATURES

- Battery/Mains Operated.
- Phantom and AB Mic. Powering.
- Mic. and Line level inputs.
- Hi-Pass filters.
- 3 Band EQ.
- EQ By Pass.
- P.F.L.
- Conductive Plastic Faders.
- 1 or 2 Meters.
- Talkback.
- Cue facilities.



Audio
DEVELOPMENTS

HALL LANE, WALSALL WOOD, WALSALL, WEST MIDLANDS, WS9 9AU.
TEL: BROWNHILLS (0543) 375351 TELEX: 338212 CHAMCOM G CODE TIMING

ACES
Professional Sound Equipment



MODEL ML 24'24

- * Input LED PPM's
- * 5 Band Equalization
- * 48v Phantom Powering
- * Transformer Balanced
- * 100mm Cond. Plastic faders
- * Built-in Patchbay
- * Two year warranty

WE CAN NOW OFFER A COMPLETE 16 or 24 TRACK SYSTEM THAT SURPASSES ALL OTHER MAKES IN TERMS OF VALUE FOR MONEY

1 Model TR16 16 track — 2 inch	£4500	Plus	4 Model SM24'16'2 console . . .	£3000
2 Model TR24 24 track — 2 inch	£6000		5 Model ML24'24 24 into 24 in line	
3 Model TR2 2 track — ½ inch	£1500	Plus	console with patch bay	£3800



MODEL TR16

- * ± 50% varispeed
- * 68dB S/N ref.
320Nwb/m
- * 30 to 20 kHz res.
- * Silent drop in/out
- * 30 i.p.s. to order
- * Full function remote
- * Zero locate
- * 2 year warranty

With our total 'IN HOUSE' manufacturing techniques, we are able to ensure that each product is manufactured to very high standards ensuring the most cost effective use of materials whilst maintaining long-term operational reliability.

A.C. Electronic Services.
Broadoak, Nr. Shrewsbury, Salop, England.
Tel. (0939) 290574.
Telex: A.C.Elec 337492.

A.C.E.S. (USA)
244 Lyell Avenue, Rochester, N.Y.
Tel. (716) 458 5610

Startek
Via Calzoleria 1, Bologna, Italy.
Tel. (051) 233034.
Telex: 214841 MBT I

RDG Audio Products
20 Rue St Guerel, 29230 Landivisiau, Brittany, France.
Tel. (98) 680 742. Telex: 940984

TTS Electronic GmbH
Dammühlenweg 4, 6270 Idstein, West Germany.
Tel. (06126) 2014. Telex: 4182297

If you assemble professional speaker systems,
we'd like to hear from you.



We represent the Fostex Lab Series in Britain.
58 Bass Units, 36 Mid Range Drivers and horns
and bullets to match.

There are even complete systems that range from
state of the art monitors to column line drivers.

And quality is everything you'd expect from
Japan's foremost electroacoustic manufacturer.

You will discover speaker components that
challenge both the quality and the price of your present
suppliers.

So call Chris Collings or Ivor Taylor now
on 441 1133, and find out more about this remarkable
range of drivers.

FOSTEX

Bandive Ltd, 10 East Barnet Road, NEW BARNET, Herts. EN4 8RW. 01-441 1133

DRAWMER DUAL GATE DS 201

THE DRAWMER D.S.201 IS A LOW COST, SOPHISTICATED DUAL AUDIO SWITCH INCORPORATING A NUMBER OF EXTRA FEATURES, INVALUABLE TO THE RECORDING ENGINEER, WHICH ARE NOT FOUND ON CONVENTIONAL NOISE GATES.



*** FREQUENCY CONSCIOUS KEYING** Setting up noise gates on drums can be tedious and unrewarding. Cymbal noise appearing on drum microphones can cause erratic gating which has to be overcome by setting threshold levels high. The result is to lose a large portion of the rising edge of the drum envelope with consequent corruption of the original sound. The D.S.201 provides the complete answer to this problem by the inclusion of the "KEY FILTER". Offending frequencies can be removed from the key section only, enabling threshold levels to be set very much lower, thus preserving the original attack envelope.

ATTACK, HOLD AND DECAY — STEREO LINK — SELF-POWERED, 1 u RACK MOUNTING — 80dB ATTENUATION RANGE GATING OR DUCKING — THREE L.E.D. ENVELOPE DISPLAY

ALSO AVAILABLE IS THE D.S.100: A SINGLE NOISE GATE WITH ALL THE ABOVE FEATURES EXCEPT THE STEREO LINK, WHICH IS DESIGNED TO FIT INTO THE "SCAMP" MODULAR RACK SYSTEM.

DRAWMER MULTI-TRACKER D.M.T. 1080

IS CAPABLE OF CREATING A WIDE RANGE OF SUPERB STEREO EFFECTS FROM A MONO INPUT:



EFFECTS AVAILABLE INCLUDE ● A.D.T. ● Triple Tracking ● Chorus (Multi Tracking) ● Three types of Phasing ● Flanging ● Echo ● Pitch Modulation ● Combined Phasing and Triple Tracking ● Tuned Drainpipe effect

Touch button delay selectors allow instant variations to be made to the processed signal, so effects can be silently dropped in and out or modified during a performance or a mix.

● D.S.201 £250 ● D.S.100 £115 ● DMT 1080 £450 ● SEE US AT STAND B104, A.E.S. LOS ANGELES.

For further details contact: **Worldwide Agents, Recording Maintenance & Services, 01-943 1368**




100S Constant Directivity Speaker System

KELSEY ACOUSTICS LTD.

28 POWIS TERRACE
LONDON W11 1JH
TEL: 01 727 1046/0780

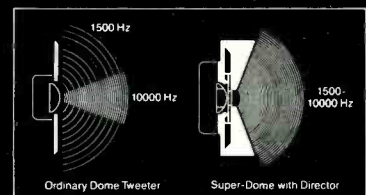
Frequency Response:	80-18,000 Hz. +3 dB
Sound Pressure Level:	96 dB (1 meter, 1 watt in)
Crossover:	1500 Hz
Long-term Power Handling Capacity:	100 watts
Nominal Impedance:	8 ohms
Inputs and Outputs:	Parallel 1/4" Phone Jacks
Dimensions:	24" x 15" x 8 1/2" hwd
Weight:	28 lbs.



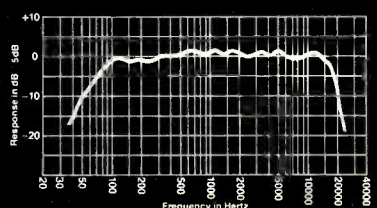
The 100S's molded high-density polyethylene cabinet is virtually indestructible, yet the unique molding technique provides for high rigidity and high internal damping in a cabinet that is much lighter and much more portable than equivalently sized wood cabinets.

The Model 100S employs a version of the Electro-Voice Super-Dome™ tweeter coupled to a high frequency "director" that is an integral part of the cabinet. The unique coupling of a direct radiator to a directivity controlling device provides the performance of a constant directivity horn. This careful selection of tweeter, woofer, and crossover frequency results in the creation of a special system type - a *constant directivity system*. The result is a well-defined, 100° wide coverage zone for acoustic output in the critical frequency range from 500 to 10,000 Hz. This special characteristic means uniform and dependable audience coverage without "hot spots" or dead zones at certain frequencies.

Fittings integrated into the cabinet allow the 100S to be easily mounted to stands, permanent brackets, or other 100S systems.



With typical tweeters, high frequency dispersion tends to narrow as the frequencies get higher. With the constant directivity tweeter, dispersion is uniform at all critical frequencies.



The flat frequency response of the 100S will put you in control of your sound, because you won't have to waste your equalizer capabilities to correct any shortcomings in speaker design.

SEE US AT EIGHT INTERNATIONAL EXHIBITIONS
 Swedish Music Show, Gottenburg 12/15 Aug.
 Firato, Amsterdam 26 August/5 September
 SIM HiFi IVES, Milan 27 September/3 October
 Sonimag, Barcelona 27 September/3 October
 Salon-de-Music, Paris 19/26 September
 AES, Anaheim USA 23/27 October
 Swiss Music Fair, Lausanne 21/25 October
 BEEB/ Japan Audio Fair, Tokyo 9/11 Nov.
 OFO Elektronik AB
 Mucro Nijmegen
 ITAL CIDA
 Bamamusic
 Phase Acoustic
 Soundtracs Inc.
 Studio M & M
 Soundtracs Ltd.



The professional range of audio mixers that won't cost you the earth.

The trouble with most professional quality mixers is that their high quality is reflected in their price. So you either settle for poor sound or dig deeper into your pocket.

But now, with this extensive range

of Soundtracs mixers, there is no longer a need to settle for a compromise. There's a format to suit every need, and all up to full professional standards. Write off for a colour brochure.


The results will bowl you over, but the price won't.

SOUNDTRACS from SOUNDOUT


Soundout Laboratories Limited
 91 Ewell Road, Surbiton, Surrey KT6 6AH, England.
 Telephone: 01-399 3392. Telex: 8951073/SNDOUT/G
 Telegrams: Soundout, Surbiton.

WORLDWIDE DISTRIBUTION

America Soundtracs Inc, 262a Eastern Parkway, Farmingdale, N.Y. 11735. Tel: (516) 249 3669.
Australia Klarion Pty, Regent House, 63 Kingsway South, Melbourne 3205. Tel: 0361 3801.
Austria Bourke & Dissertori GmbH, Wels. Tel: 52242/7147.
Finland Disco Laitteet, Helsinki. Tel: 90-534 134
France Phase Acoustic, 163-165 Bd Boisson, 13004 Marseilles. Tel: 91 49 87 28.
Germany Audio Vertrieb, Peter Struven GmbH, Hamburg. Tel: 40 524 51 51.
Greece Bon Studio, Athens. Tel: 3249 305.
Holland Magro Nijmen bv, Wolfskuilseweg 27, 6542 JB Nijmegen. Tel: 80-770910.
Italy Ital Cida srl, Via Marmolada 17 BIS, Sorbolo, Parma. Tel: 0521-690158.
Israel Barkai Ltd, 5 Krnizi St, Ramat Gan. Tel: 735178/732044.
Norway Hagstrom Musikk AS, Oslo. Tel: 2 248090.
Sweden OFO Elektronik AB, Linkoping. Tel: 13 110241.
Switzerland Studio M&M, Schoenewerd. Tel: 64 4149 69
U.K. Don Larking Audio Sales, 29 Guildford St., Luton, Beds. Tel: 0582 450066.




Audio & Video Jackfields for Recording and Broadcasting



Mosses and Mitchell are recognised as being the largest manufacturer of Jacks and Jackfields in the U.K. We are approved suppliers to the B.B.C., British Telecom, Pye T.V.T., Pye Telecommunications, Mercia Sound and many other major users.

We have a policy of continued design and technological innovation and are now able to offer miniature type Jacks and Jackfields which can be supplied with wire wrap terminals as an alternative to the traditional solder terminals.

At our modern factory in Farnham, Surrey we are equipped to offer a flexible manufacturing service geared to meet your individual specification and delivery requirements.



Mosses & Mitchell Limited, Weydon Lane, Farnham, Surrey GU9 8QL
Telephone: Farnham 721236 (STD 0252) Telex: 858820

Introducing the New VFM

An exciting new range of low cost fully modular mixers designed for both P.A. and recording studio applications.

- Totally modular construction.
- Four band EQ on each input.
- Three auxiliary sends (two echo, one foldback).
- Insert send and return on each input.
- Separate mic and line inputs.
- Full multi-track monitoring.
- Accurate 12 segment L.E.D. metering.
- Rugged welded steel frame construction.
- Self contained power supply.
- Long throw faders.


All at an unbelievable price:

16-4-2 Studio or P.A.

£1,000 .00 plus VAT.

16-8-2 Studio or P.A.

£1,150 .00 plus VAT.



Trident Audio Developments Ltd.,
Shepperton Studio Centre,
Shepperton, Middx. TW17 0QD, U.K.
Tel: Chertsey (09328) 60241.
Telex: 8813982 (TRIMIX G.)

Trident (U.S.A.) Inc.,
652 Glenbrook Road, Stamford,
Connecticut 06906 U.S.A.
Tel: 203-348-4969

Mobile One - Designed by Engineers, with Musicians in mind.

Specialist engineering to suit every type of recording situation from concerts and films to long term album work.

A completely self-contained 46 track recording control room including 2 track digital recording (24 track digital recording available on request). Up to 46 track Analogue facilities all in one unit.

Mobile One is the first choice of some of the greatest names in music:-

A&M Records; Ariola; Barclay Records; British Broadcasting Corporation; CBS Records;

Decca Records; EMI Records; Phonogram; RCA Records;

Commercial Television; London Philharmonic Orchestra; London Symphony Orchestra; Vienna Symphony Orchestra.



LONDON -
29-30 Windmill St, Tottenham Court Rd,
London W1.
Telephone: 01-580 3744
Telex: 298531

HAMBURG -
Studio Hamburg,
Tonndorfer Hauptstrasse 90,
2000 Hamburg 70.
Telephone: 66881


PARIS -
Ferber Studios,
56 Rue Capitaine Ferber,
Paris 75020.
Telephone: 3613101

MILAN -
Contact: Idea Recordings
C.G.D., Via MF. Quintiliano 40,
20138 Milan.
Telephone: 5084



Equipment includes:-

- Eastlake Monitoring with JBL Drivers and Amcron Amps.
- Two MCL 24 track TR.
- Sony PCM 1610 recording system and editor.
- 52 input channels.
- EMT Digital Echo
- Noise Gates Limiters Compressor.
- Full range Neumann AKG Bayer Sennheizer mics.
- SMPTE/EBU Time code generator.
- 50 Hz crystal sync generator.
- Radio and line level communication systems.



MOBILE ONE
more comprehensive
- but no more expensive.

keep this insert

It brings you up to date with the new technology from Neve.
And the full range of sound mixing consoles, and complete audio systems for broadcasting, music and film production.



 **Neve**

Invest in Neve –
the most natural sound on earth
starting at around £5,000

and technology

Radio "On-Air" Console

Designed for modern "On-Air" studios, the Neve 5322 console provides maximum facilities and flexibility in a highly reliable and easy-to-use unit. Up to sixteen input channels and a choice of plug-in units gives versatility in configuration and allows for expansion to provide for the needs of the future. Modular construction and standardised frame wiring enables flow-line production techniques to be employed resulting in a cost effective product retaining all the Neve hallmarks of quality and performance.



NECAM Automation Systems

Multi-Track Mixdown

The most sophisticated aid yet devised for the task of music mixdown, NECAM is not simply an automated console, it is an integrated system, responsive to the balance engineer's style and preferences and designed to simplify operations and allow more time for the creative work in mixdown. NECAM is a highly cost effective investment for today's busy studio.

Audio Post-Production in Television and Film Studios

In Television or Film dubbing theatres Necam provides a computer-aided tool for rapid artistic track building enabling the engineer to concentrate on the most critical parts of his task at any given time, no matter whether he is laying down an effects track, rock and rolling a critical post-synchronised dialogue balance or carrying out a final mix.



Portable and General Purpose Audio Consoles

The Neve 542 series is a range of small, compact audio mixing consoles designed for professional recording or broadcast applications.

Available in 8, 12 or 16 channel configuration the consoles provide two main and two auxiliary outputs and all inputs have a 3-band equaliser and high-pass filter.



The 8 channel console is also available in a light-weight fully portable suitcase version with integral rechargeable batteries for professional mobile applications.

A 6 channel, 19" rack-mounting unit is also available for O.B. Vehicles.



Intercom and Talkback Systems


NECOMM provides a professional high-quality flexible intercommunications and talkback system for use in television and broadcasting or wherever a high-technology system is required. Using the power of distributed micro-processors together with the flexibility of user-proven software control and solid-state audio switching techniques NECOMM provides unequalled advantages over conventional systems. Standard systems are available having from 8 to 256 locations and the family of intercom stations ranges from simple panels with pre-programmed keys and LED tallies to sophisticated assignable panels having alpha-numeric displays for caller identification and machine control capabilities.



Invest in Neve quality


Production Consoles for Radio, Television and Film

The NEVE 51-Series comprises a range of versatile multiple-application audio consoles for Radio, Television and Film programme production including multi-track recording. Excellent performance designed to national and international specifications satisfies worldwide requirements.



All models are suitable for both studio and vehicle installation and have been designed to offer maximum flexibility in application with standardisation in manufacture to give a cost effective product. The range consists of four types of console, each being available in different configurations and numbers of input channels and groups. All consoles are designed for use in either mono or stereo operation and incorporate the much acclaimed Neve Formant Spectrum Equalisation (F.S.E.)

Standard consoles, available on prompt delivery, range from 12 channel/4 group to 48 channel/8 group with 24 track recording facilities. These consoles are of unsurpassed versatility in use. The 51-Series represents the culmination of 20 years of professional audio equipment design and production by Neve.



 **Neve**

Music Recording

The 8128 range of Master Recording and Mixdown consoles is designed to fulfil the requirements of discerning studios requiring up-to-date facilities and the optimum in Musical Sound quality. Modern technology combined with Neve's meticulous design techniques provide a dynamic range matching that required for high quality digital recording. The finest sounding console ever, the 8128 incorporates Neve Formant Spectrum Equalisation (or F.S.E.) providing the critical engineer and producer with incomparable musical resources:-

- Carefully tailored spectrum curves preserving optimum amplitude and phase relationship, provide synergy with tone colours of musical formants.
- Generous amplitude control range provides the power needed for enhancement, tone transformation and correction.
- Unequalled transient handling capacity transmits original musical punch and sparkle.



Digital Signal Processing (DSP)

Digital Signal Processing offers immaculate performance and exciting features such as assignable controls, complete control reset (CCR) and total automation. Our unrivalled experience combined with the power of DSP offers an exciting new approach to audio control consoles for all applications.



The sound of Neve is worldwide

Turnkey Systems

The complexity of assembling and commissioning complete audio systems is often so great that many organisations have found it expedient to delegate the responsibility for planning, procuring, installing and commissioning the total requirement to a single qualified supplier.

In-depth experience in the supply and installation of audio systems gained over many years has placed us in a leading position to offer such services.



Service and Installation

Our Technical Service Department maintains fully equipped base service facilities in England and throughout North America. They also operate an on-site installation and maintenance service anywhere in the world, in conjunction with our network of subsidiary companies and agents. Training for operational and maintenance staff is normally provided at our central facility or can be arranged at customers' locations.

Special Orders

The Neve Special Orders department provides an efficient and fast design and manufacturing facility for a miscellany of small custom products or small repeat orders.

Being a self-contained unit within the Neve organisation, the service provided is quick and cost-effective whilst maintaining the usual Neve standards of quality and reliability.

Custom Engineering

In addition to our wide range of standard products, our Custom Engineering Department offers a fully consultative service to customers requiring designs to their own specification.

As the world's largest specialist manufacturer of sound control consoles, we have a wide range of modular units already designed to fulfil most of the facilities requested by our customers. These can be used to produce many different system configurations and console layouts to suit every requirement at costs lower than normally expected.



Ancillary Units

A wide range of ancillary units are available for the professional audio user, including limiter compressors and distribution amplifiers.

Neve Today

Neve has been supplying Sound Control Systems to the world's broadcast, music recording and film industries since the early 1960s.

Neve today is a dynamic, progressive company, with the enthusiasm, maturity and expertise needed to give a first-class professional service to any organisation requiring an audio system, whether it be a small portable mixing console or a complete studio installation.

Employing over 400 personnel in Great Britain with subsidiary operations in the USA and Canada, and with a world-wide network of agents and representatives, Neve is the world's foremost specialist manufacturer of sound mixing consoles and second-to-none when it comes to after-sales service and support.



Designers and builders of audio mixing, control and distribution systems in use throughout the world by leading radio and television broadcasters, production, film and recording studios.

Neve Electronics International Ltd.

Melbourn, Royston, Herts. SG8 6AU England Tel Royston (0763) 60776 Telex 81381 Cables Neve Cambridge

Rupert Neve Inc.

Berkshire Industrial Park, Bethel, Connecticut 06801, U S A Tel (203) 744 6230 Telex 969638

Rupert Neve Inc.

7533 Sunset Boulevard, Hollywood, California 90046, U S A Tel (213) 874-8124 Telex 194942

Rupert Neve Inc.

P O Box 120907, Nashville, Tennessee 37212, U S A Tel (615) 385-2090

Rupert Neve of Canada Ltd.

2721 Rena Road, Malton, Ontario, L4T-3K1 Canada Tel. 416-677 6611 Telex 06-983502

Rupert Neve GmbH

6100 Darmstadt Bismarckstrasse 114 West Germany. Telex (003) 419581

Don Larking

Audio Sales


B.E.L. Expanding the range of affordable professional audio products.



Stereo Noise Reduction Unit
BA40 Delay line/Flanger multipurpose unit for the budget studio
BF20 Flanger True stereo flanger with V.C. In/Out. Keyable. The Professionals favourite.
8 track Noise Reduction System simultaneous encode decode with space module.

NEW 16 Track Unit

A new modular 16 track slimline version of the famous B.E.L. noise reduction system. Simultaneous encode/decode. All in one 3U unit. The ultimate in economy noise reduction systems.




B.E.L.
24/16/2



First in a new range of high quality, low price modular consoles. Features; Separate Mic and line inputs; 4 band EQ (2 sweepable mid range); full 16 track routing, long travel faders; monitor section can be used in remix for sub grouping and extra inputs (max 42 inputs in remix); phantom power available.

B.E.L. **Studio Mic Boxes**



2 versions, 8 XLR sockets and 4 stereo jack sockets or 16 XLR sockets with 4 stereo jack sockets. Rugged steel construction with 1" cable entry top and bottom. Specials available to order.

B.E.L. **Active D.I. Box**

Rugged construction with instrument input and amplifier input for direct injection while maintaining a true amplifier sound. 20 db pad. 2 outputs - XLR 600 ohm balanced output. Stereo 1/4" jack socket switchable between direct out and 600 ohm floating balanced output. Powered by 9 volt battery or phantom power from desk (LED indicated).



TRAD

FILM AND VIDEO

Ampex VR1200B Quad VTR	£9,500	Arriflex 16 mm BL Camera	
EMI 2001 Colour Cameras, various	P.O.A.	with Lens, Tripod, Batteries	£2,500
Cintel 35mm Flying Spot Telecine	P.O.A.	Telequipment Waveform Monitor	£125
Cintel 16 mm Flying Spot Telecine	P.O.A.	Vision and Sound Switching Matrix's	P.O.A.
Marconi 16 mm Telecine Colour	£5,500	Audio D/Amplifiers 1 into 10	each £40
Link Electronics VDA Frames of 8	£300	Marconi B3605 SPG. Colour	£250
4 Camera Colour O/B Unit complete	P.O.A.	Tektronix 526 Vectorscope	£200
CDL 16 1/P A,B,C,D Vision Mixer	P.O.A.	Link Pal Colour Coders	£200
Link Signal Generators	£250	Marconi NTSU Colour Coder	£200
Colour Monitors, Barco, Philips etc.	P.O.A.	Marconi Talkback Equipment	P.O.A.
Sony VO1810 Umatric Recorder	£650	Various spares for Ampex VR2000B	
Bell and Howell 16 mm Filmsound Projector	£150	and VR1200B	P.O.A.

A selection of used equipment available from our showrooms

AUDIO

Ampex ATR 100 Stereo	£2,950	MCI JH400 36/24	£13,500
MCI JH114 24T with Autolocate	£11,000	Neve 8058 28 CH.	£26,500
Lyrec 24T T/Rec with 30 memory A/locate	£13,000	Soundworkshop 1600 28-24	
Lyrec 24T T/Rec with RCU	£11,000	Automated Mixing Console	£14,000
3M M79 24T T/Rec with Sonoplan A/locate	£11,000	Decca Duplication Desk, Phasing Scope etc.	£500
3M M79 24T T/Rec with 16T H/block	£11,000	Alice 828 8-2 Mixer	£500
Ampex MM1100 24T T/Rec with zero locate	£11,500	Decca 12-4 Large Desk, Phasing Scope etc.	£2,250
Studer A80 Mk 1A 16T	£9,750	Helios PS 18/8/16	£4,000
3M M23 8T T/Rec rack mounted	£2,200		
Scully 8T T/Rec	£2,500	Dolby M16H Noise Reduction	each £5,000
Scully 8T T/Rec with Syncmaster	£2,900	Dolby M24H Noise Reduction	each £7,000
TEAC 3440 4T T/Rec	£600	Dolby A360 Noise Reduction	each £280
TEAC Portastudio	£385		
MCI JH110 Stereo T/Rec	£2,750	JBL L200 Loudspeakers	pair £1,000
Ampex AG440B Stereo T/Rec	£1,000	KEF LS51A Loudspeakers	pair £400
Studer B62 T/Rec - Stereo (Mint)	£1,800	Lockwood Majors Various	from pair £350
Studer A62 Stereo T/Rec	£750	Tannoy Ardens	pair £350
Leavers Rich E200 Stereo T/Rec	£400	Crown DC300 Amp	£250
Philips PRO36 Mono T/Rec	£450	Quad 405 Amp	£175
Studer B67 Stereo portable	£1,500	Quad 50E Amp	each £60
Otari MX7000 Stereo	£500	DBX 155 Noise Reduction	£200
Philips PRO 51 Stereo	£600	DBX 122 Noise Reduction	£220
MCI JH110/8 8T	£4,000	Synton 222 Vocoders (new)	each £350
Studer A80 Mk 1 4T (Wired 8T)		Drawmer DS201 Dual Gate	£225
with 1/4" Stereo H/block	£4,500	Drawmer "Scamp Retro"	£115
Lyrec TR53 24 T 15IPS Only with RCU	£8,500	Marshall Time Modulator	£700
Nagra IVL with mains PSU & carrying case	£1,850		
Broadcast Cart Machines,		AKG Microphones stocked at Competitive Prices	
Various types ITC etc.	P.O.A.	Beyer Boom Stands (new)	£20
Technics SP10 T/tables with		Beyer DT100 Headphones	£24
Grays Arms and Consoles 2 off	each £850	Bluthner Grand Piano refurbished	£3,000
Trident Series 80 32/24	£13,500	Large Selection of Scamp Modules in stock	P.O.A.

TRAD

ELECTRONICS SALES LTD

149b. St. Albans Road, Watford, Herts, WD2 5BB, England
Tel: Watford 47988/9

Telex: 262741



The whole truth.

Bipolar transistor power amplifiers are obsolete.

Now there's HH MOS-FET technology; with no thermal runaway, no secondary breakdown, simpler circuits, fewer components and superior high-end performance for better sound quality when reproducing fast transients.




Naturally, we anticipate that most professional sound engineers will be eagerly switching over to MOS-FET at the first opportunity. So to make it easier, there are 4 models (all 19" rack mounting) with outputs

from 150 to 800 Watts...and multiples thereof, using the X 300 frequency dividing network.

And once installed, our cool MOS-FET amplifiers will perform with so little distortion, that i.m.d., d.f.d. and t.i.m.d. are almost immeasurable by contemporary standards.

So at last you can boost your input with total honesty—and nothing else.



Graduate to the 80's. MOS-FET.

UK: HH Electronic
Viking Way,
Bar Hill, Cambridge, CB3 8EL
Tel: Crafts Hill (0954) 81140
Telex: 817515 HH ELEC G

USA: HH Electronic Inc
2500 East Fender Avenue,
Unit 1,
Fullerton, California 92631
Tel: (714) 680 4293

FRANCE: HH Electronic Son Professionnel
2 Rue de Tennerolles,
92210 Saint Cloud,
Paris.
Tel: (01) 602 6815

DAL 9036

DIGITAL AUDIO SYSTEMS

PROFESSIONAL EQUIPMENT HIRE

Current Equipment Available includes:

Daily Rate:

STUDER A80 MkII 24TK	- May be supplied as 16TK, 8TK - 7½/15 or 15/30ips	£125.00
STUDER A80 RC ¼" STEREO	- May be supplied as ½" ST, ½" 4TK, ¼" MONO, ¼" ST+TIME CODE - 7½/15 or 15/30ips + VARI	£ 30.00
SONY PCM 1610 + BVU200B	- Stereo Digital Recording System	£275.00
AUDIO KINETICS Q LOCK 210	- Various Interfaces for Audio/Video Equip.	£ 60.00
DOLBY M24 NOISE REDUCTION	- XLR Interface	£ 60.00
DOLBY A361 NOISE REDUCTION		£ 15.00

WEEKLY CHARGED AS 5 DAYS, MONTHLY CHARGED AS 15 DAYS.

CONTINENTAL PRICES AND TERMS ON REQUEST.

DIGITAL AUDIO SYSTEMS LTD., Coburg House, Western Road, Wood Green, London, N22 6UH
Tel: 01-389 9347 Telex: 266170 DIGWEB



" THE MACHINE TO MASTER ON "

A 80 VU ½" 2 TRACK, TRANSFORMERLESS INPUT & OUTPUT.

FOR HIRE: STUDER 2-24 TRACKS, HEADBLOCKS, SYNCHRONISERS. TEL: 01-348-1339

CAN YOU AFFORD NOT TO AFFORD THIS CONSOLE?

The D & R series 8000 Consoles offer all facilities required of a top-class non-automated multitrack recording console. And at a remarkable price.

The result of more than ten years of research and development with a special emphasis on cost-effective design engineering.

Incorporating 24 channel routing and available with 24 or more in-line channels and subsequent 24 + monitor and effect return inputs, plus the full sized patch bay, these consoles are fully capable of driving any 16 or 24 track recorder.

For further details please contact the manufacturer:

D & R Electronica b.v.
Chasséstraat 26 - 1057 JE Amsterdam
Holland - Tel. ..31.20183556

or:
A.S.E.
Mechelen-Belgium
015-421152

D.S.N. Marketing
London - UK
01-2044234

Music Workshopen
Stockholm - Sweden
08-430288

T.C. Electronic
Aarhus - Denmark
045-6-244288

J. Isler
Zürich - Switzerland
041-1-641444

Mettler Audio
Paris - France
01-8783641





THE INTERNATIONAL CHOICE

CALREC — Lead the world in microphone technology.


The Soundfield microphone has now established itself as the most accurate and therefore the most natural transducer available today. If you have not heard it yet contact the nearest of our 20 international agents or write direct for details of this and our full range of professional condenser microphones for all applications.

CALREC — the choice of professionals worldwide.



Calrec Audio Limited, Hangingroyd Lane, Hebden Bridge, West Yorkshire HX7 7DD. Tel: 0422 842159. Telex: 51311

Penny & Giles fader of the future



a new standard in fader technology

Penny & Giles new 3000 series sets a new standard in fader technology. The 3000 combines the world famous Penny & Giles smooth-as-glass feel and total reliability with a break through in cost effective design.

nothing comes near our faders

Technically, nothing approaches Penny & Giles faders. Our 3000 series have full environmental shielding. They provide stroke lengths from 65mm to 104mm in the smallest body size ever, integral switches, linear, audio taper or VCA outputs, a smoothly positive linear action — all you'd expect from the world's leading fader company.

Penny & Giles



Penny & Giles Conductive Plastics Ltd.

UNITED KINGDOM

Newbridge Road Industrial Estate Pontllanfrith
Blackwood Gwent South Wales NP2 2YD
Tel: Blackwood (0495) 228000 Telex: 498135

USA

1640 Fifth Street Santa Monica California
90401 USA Tel: (213) 393 0014 Telex: 65 2337

GERMANY

Nibelungenstrasse 25 D-8900 Augsburg
West Germany Tel: (0821) 518251 Telex: 53790

ALLEN & HEATH BRENNELL AKG ALICE AMCRON

Music Lab Soundcheck

NUMBER ONE IN AUDIO SALES



TASCAM 38 MULTITRACK

Everything the 88 had – and more! This 8 track on half-inch recorder boasts on-board varispeed, foot-switch controlled punch in/out, digital tape counter including Zero Search, and an improved tape transport handling. DBX unit also available.



EFFECTRON

Delta Lab's new digital delay line, features 1S delay at full bandwidth. A simplified control system includes a multiple repeat function and excellent flanging and chorussing effects.

As London's leading supplier of professional audio equipment, Music Lab enjoys an unrivalled reputation for sound unbiased advice, competitive pricing and reliable service.

We are main sales agents for all major manufacturers, and a wide range of their products may be compared under demonstration conditions in our comfortable showroom studio. At the same time, a talk with our experienced staff will help ensure that your operational requirements are confidently matched with the right equipment. And every product we deliver carries the full weight of Music Lab's comprehensive after-sales back-up.



LEXICON 224 DIGITAL REVERB

Probably the World's most versatile reverb system. 4 output plus variable pre-delay up to 255 ms. New 224-X features 15kHz bandwidth!



TASCAM 244

Teac's new PORTASTUDIO with improved facilities. Includes simultaneous recording on 4 tracks plus parametric EQ, digital tape counter and full stereo monitoring.

RECENT CLIENTS INCLUDE

- | | |
|---------------------------|------------------------|
| Trident Studios | Barbara Dickson |
| BBC Television | Swansea Sound |
| Royal Shakespeare Company | Thames Television |
| Leeds University | Carlin Music |
| Capital Radio | Sussex University |
| Ultravox | Pink Floyd |
| Jeff Wayne Music | Kent Video |
| Sarner Audio Visual | Blackwing Studios |
| Genesis | Virgin Records |
| Middlesex Polytechnic | EMI |
| Pinewood Studios | London Weekend |
| CBS Records | Duran Duran |
| The Who | English Tourist Board |
| Depeche Mode | Lamda Theatre |
| Theatre Projects | Scorpio Sound |
| Matrix Studios | Battery Studios |
| Royal Opera House | Jethro Tull |
| Greater London Council | and many, many more... |

SERVICE CALL

We continue to maintain our leadership in the Servicing field. We are a Main Agent and Service Centre for both Revox and Teac, and carry a full stock of spares for their products. Whatever the requirements, our factory-trained personnel are fast and efficient and contract field maintenance is available if required. Our manufacturing division can supply ready-made audio leads, cable harnesses and other accessories.



THE PRO-AUDIO ONE STOP

If your business is Sound, we invite you to visit our showroom, conveniently situated in central London. Equipment can be shipped to anywhere in the World with the minimum of fuss.

CONTACT PAUL EASTWOOD OR PETER BERRY

H.P. AND FINANCING AVAILABLE




MUSIC LAB 72-74 EVERS HOLT STREET LONDON NW1 Tel: 01-388 5392

PSE QUAD REBIS ROLAND SENNHEISSER SHURE SONY STUDER-REVOX STUDIOMASTER TANNOY TEAC TOTAL AUDIO CONCEPTS UHER VALLEY PEOPLE

HH JBL KLARK-TEKNIK KORG LEXICON MASTER ROOM MEGA MXR NEUMANN OPBAN

Specialist cabinet makers to the Electronics Industry



Gresham Wood Industries specialise in the manufacture of both standard and custom designed timber/steel control consoles

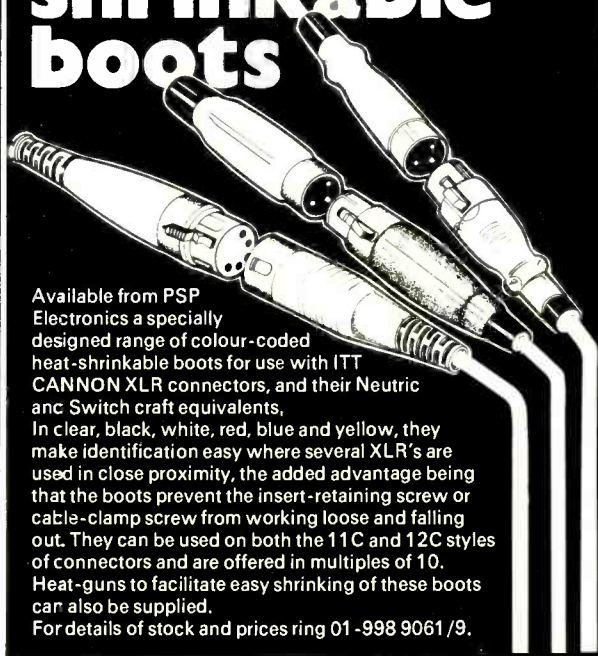
Short form catalogue is available on request

Gresham Wood Industries
Stansted Essex CM24 8HS

Telephone: Bishop's Stortford (0279) 813132

Gresham Wood

Heat shrinkable boots



Available from PSP Electronics a specially designed range of colour-coded heat-shrinkable boots for use with ITT CANNON XLR connectors, and their Neutric and Switchcraft equivalents. In clear, black, white, red, blue and yellow, they make identification easy where several XLR's are used in close proximity, the added advantage being that the boots prevent the insert-retaining screw or cable-clamp screw from working loose and falling out. They can be used on both the 11C and 12C styles of connectors and are offered in multiples of 10. Heat-guns to facilitate easy shrinking of these boots can also be supplied. For details of stock and prices ring 01-998 9061/9.



PSP ELECTRONICS LIMITED

Unit 2, 2 Bilton Road, Perivale, Middlesex UB6 7DX

Telex: 8954609

The micro HS series, designed for the exacting demands of broadcasting use.

The micro HS series are available as players, recorder players and interlinked triple stack units, in mono or stereo. All are built to the same consistently high performance specification, ensuring a long running life and reliability, with the ability to meet and outperform current engineering codes of practice for cartridge equipment.




For a data sheet with a full specification, or for a demonstration of the new micro HS contact our U.K. sales office now.

SONIFEX

15 College St., Irthlingborough,
Northants NN9 5TU.
Telephone: 0933-650700

HI EVERYBODY!
PROGRESSIVE
ELECTRONIC PRODUCTS
HAVE ASKED ME TO
MAKE A SPECIAL
ANNOUNCEMENT!




SALES
DEPT

AND SO
I PROUDLY
PRESENT
(TRA'LA)
THE FABULOUS
**LOCATION
MIXER**




SALES
DEPT

A TRULY
PORTABLE
8X2 STEREO
MIXER HOUSED
IN A SUPER
FLIGHT CASE.
PACKED WITH
FEATURES
SUCH AS,




SALES
DEPT

TRANSFORMER
BALANCED INPUT
ON MIC/LINE INPUT,
HI PASS FILTER,
3 BAND EQ PLUS
SWEEPABLE MIDDLE,
12-48V PHANTOM MIC
POWER, PLUS TWO AUX
SENDS,



SALES
DEPT

SOLO ON EACH
CHANNEL, PRE OR
POST FADE AT
THE TOUCH OF
A SWITCH,
INDEPENDENT CHANNEL
ON, PHASE REVERSE
ON MIC, INSERT-OR DIRECT
OUTPUT ON EACH CHANNEL,
GROUP OVERLOAD DETECTORS,



SALES
DEPT


PROFESSIONAL BATTERY PACK,
BUILT IN CHARGER FOR
NICADS, STEREO TAPE
REPLAY, BATTERY CHECK
SWITCH, METERS TO AUX
OUTPUTS, INDEPENDENT
SOLO AND AUX SEND
LEVELS, EQ IN OUT
SELECTOR, STEREO ECHO
RETURN ETC.

GASP, THERE'S MORE!
SOLO INDICATOR,
POWER LED, AND
HIGH QUALITY CARBON
60MM FADERS ARE
AS STANDARD!



SALES
DEPT

ANYWAY, WHAT I AM TRYING TO
SAY IS, THAT THE SUPER
LOCATION MIXER IS
PORTABLE, AFFORDABLE & COMPLETE.
IT'S A FLIGHT CASE FULL OF FEATURES.
JUST GRAB IT AND GO!



SALES
DEPT


WAS
THAT
ALL
RIGHT
BOSS?

NO!




SALES
DEPT

HE FORGOT TO
MENTION THINGS
LIKE, 48V/12V
PHANTOM IS
AVAILABLE FROM
THE BATTERY
PACK AND THE
WHOLE PACKAGE
ONLY WEIGHS ONLY
28 LBS




SALES
DEPT

BUT THE MOST
IMPORTANT FACTOR IS
THE PRICE, ONLY \$975.00
+ VAT FOR A PROFESSIONAL
MIXER THAT MEETS THE
I.B.A. SPEC. THE ENTIRE
UNIT IS HIGHLY RF
SUPPRESSED AND THE
SLASH PROOF CASE IS BUILT
TO LAST!



SALES
DEPT

AS SOLE DISTRIBUTOR WE
ARE HAPPY TO SEND YOU OUR
FREE COLOUR BROCHURE AND
YOUR NEAREST DEALER FOR AN
INSTANT DEMONSTRATION. BY THE
WAY, DONT FORGET THAT P.E.P. HAS
A SUPER RANGE OF MODULES AND
OUR CUSTOM MIXERS ARE THE TOPS!
DONT BE SHY, WRITE OR PHONE FOR OUR LATEST INFORMATION.



SALES
DEPT

**PROGRESSIVE
ELECTRONIC
PRODUCTS LTD**
83 LEONARD ST
LONDON EC2A 4RB
01-729-5411

SSL modules stolen

The entire input/output modules from an SSL console installed in Tennessee Tonstudios in Hamburg were stolen during the weekend of July 16. The forty modules, type *SL611E*, serial numbers 1479–1519, were removed by thieves who broke through the main entrance doors of the facility. The console had been installed for a mere four months and the modules are valued at over £67,000. Interestingly, before leaving, the thieves cut all the studio cabling runs, indicating that the motive was more likely to be industrial sabotage rather than simple theft.

The theft follows an extensive rebuilding programme necessitated by a major fire at the facility in June 1981, which left the existing equipment coated in a PVC residue. The cause of the fire is officially unknown, but in the light of these recent developments, arson is suspected.

Peter Strueven of Tennessee Tonstudios notes that the studio has been very successful in a competitive marketplace, but cannot imagine why anyone would go to such extremes to damage their business.

Anyone with information on the missing modules, or any other information which might help to solve the mystery is invited to contact Peter Strueven on Hamburg 652 2981, SSL on (099) 389 8282 (UK) or Musicworks (USA) on (202) 333-1500. An SSL spokesman confirms that the modules would be useless on their own, and that it would be virtually impossible to make a console out of them or to resell them. *Studio Sound* will also be pleased to act as a clearing house for information on the subject.

Belgian name change

In our service guide to Studio Designers and Consultants in the July issue we mentioned Andre Patrouillie/Audiotechniek, Nossegem, Belgium. They have just informed us that they recently had a name change and are now known as Audiomedia/Andre Patrouillie. To further confuse matters they have also changed their telephone number and it should now read (02) 759.56.64.

Address change

● Don Larking Audio Sales have moved to new premises at 29 Guildford Street, Luton, Beds LU1 2NQ. Phone: 0582 450066. The new premises will have facilities for trying new equipment in a control room environment, mikes in a studio and a second small control room and studio contains Fossex and Teac equipment for demonstration purposes.

Agencies

● Preview Two (Sound) Ltd, 37–39 Oxford Street, London W1R 1RE, UK, have been appointed as the new agents for Sondor Export AG of Switzerland. Their phone number is 01-437 1441.



A nightingale in Conduit Place

Thursday, July 29th, 1982 saw an important event: the visit to Syco Systems—UK distributor of sophisticated electronic music synthesisers—of Kim Ryrie, co-inventor of the Fairlight *Computer Musical Instrument* or *CFI*. It was an important day for another reason, too: to celebrate the visit, a synthesised version of Maschwitz and Sherwin's classic, *A Nightingale Sang in Berkeley Square* was realised and performed on the *CFI*—with a nightingale singing the lead line. The nightingale, in the form of a Victorian automaton replica, was sampled with the *CFI*'s sophisticated digital recording capability, and was then available to be played over a 6-octave keyboard. The piece was realised using the *CFI*'s Music Composition Language (MCL) which also enabled an introduction and the lyrics to be displayed on a monitor screen while the piece was performed. The event proved beyond a shadow of doubt—if it was not already so—that synthesisers are not cold, clinical machines incapable

of evoking emotion in the listener: the experience was quite moving.

Visitors to the event included Brian Hodgson of the BBC Radiophonic Workshop, which invested in a *CFI* some months ago. He commented on the fact that regular software updates, increasing the flexibility and ease of use of the machine, are generally 'pre-released' to users, enabling them to comment on the implementation of a new or modified function. The information is relayed to Fairlight and the user's comments are incorporated, where applicable, into the final version. A large number of new facilities have been added since we reported on the machine (*Studio Sound*, February 1981), including 3-dimensional waveform display capability and other display innovations plus a sophisticated rhythm sequencer. We hope to publish an article by Kim Ryrie on the development of the *CFI* in a future issue of *Studio Sound*.

Syco Systems, 20 Conduit Place, London W2. Phone: 01-723 3844.

Contracts

● Elliott Brothers has been awarded a contract to install a 24-track automated mixdown suite with VAPP facilities at De Wolfe's Islington, London, complex. In addition the company will be carrying out installation work at Red Rose Radio, Preston for Clyde Electronics.

● Neve have announced the following orders for consoles received recently: a *5106/24* with a special VCA remote unit for the Theatre-de-la-Ville, Paris so that sound balance may be adjusted remotely; a custom built 24-channel console for Erata Studios, Paris for live location recording of classical music; two *8108*

consoles for the Society Francais Production, Paris, one with Necam; a *51 Series* for the Swedish Army for preparation of training programmes; a complete audio turnkey package for Damascus, Syria; an *8108/32* with Necam automation for Fantasy Records of San Francisco. Other recent broadcasting orders are covered in *Broadcast Sound*.

People

● Klark-Teknik has appointed two new directors to further the company's plans. John Austin has been made joint technical director and Gaston Goossens is appointed marketing sales director.

Forthcoming exhibitions

October 23 to 27, 1982

AES 72nd Convention, Anaheim, USA.

January 24 to 28, 1983

Midem '83, Cannes, France.

March 15 to 18, 1983

AES 73rd Convention, Eindhoven, Holland.

April 10 to 13, 1983

NAB Convention, Las Vegas, USA.

May 28 to June 2, 1983

International Television Symposium Montreux, Switzerland.

October 9 to 12, 1983

AES 74th Convention, New York, USA.

Spelling and such

Stephen F Temmer of the Gotham Organization has raised some interesting points to us with respect to the spelling and abbreviation of certain words. Firstly, he points out that 'mic' as an abbreviation for 'microphone' looks somewhat strange, and suggests that 'mike' would be a better choice, and in line with common practice. On thinking about it, we tend to agree, and have adopted this abbreviation, as has our sister publication *Broadcast Sound*.

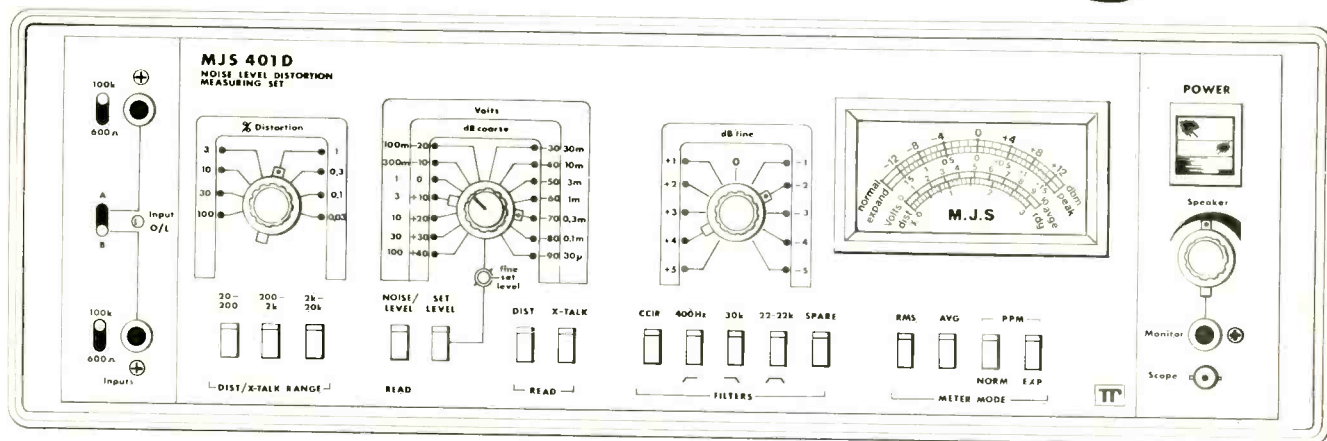
The other suggestion may be more contentious. Stephen Temmer has leafleted us about the spelling of the word defined in the OED as 'a thin circular plate of any material', i.e. *disk*, or, if you will, *disc*. Various long letters between this office and Mr Temmer lead us both to the conclusion that neither spelling variant has any real objective claim to the label 'correct', but that *disk* is the usual US variant, and *disc* the one most used in Britain. Our OED (the one which still has *antigropelos*—a Victorian name for waterproof leggings—in it, not the newer one) has the full reference under the entry **Disk, disc**, so presumably the OED feels that *disk* is more appropriate.

What Stephen Temmer suggests is that while there is no objective *etymological* reason for using one rather than the other, the IEC recommend and use the variant *disk*. We don't, except for computer-type storage media.

The question is, should we follow the international recommendation, or should we retain our 'English English' variant, *disc*? In general, we try to follow standards except where other forms are more readily understood (for example, we use 7½ and 15 in/s rather than 190 and 381 mm/s for tape speeds). Should we in this case? We leave it to you, our readers. We are an international magazine, and thus will not favour British entries. Just write your preferred spelling on a piece of your headed notepaper, adding comments if you have some amusing (or otherwise) observations, and send it to us. We will total the responses and follow the democratic course.

Disk or disc? The people decide. ■

MJS 401D Measuring Set



The 401 noise and level test set has been in widespread use since 1977 throughout the broadcasting industry. Continuous development has taken place since the 401 was first introduced to evolve it into one of the most popular, foolproof, easy-to-use and well proven test instruments in use in the professional audio industry.

Now we are pleased to announce the 401D version.

Features include:

- Filters:** wide band, audio band, CCIR 468 and optional.
- Metering:** average, RMS, quasi-peak and quasi-peak expanded (+ or - 1.5 dB full scale).
- Measuring range:** +40 to -90 dBu full scale.
- Total harmonic distortion:** auto-nulling in three decade ranges. Measurement better than 0.005%.
- Cross-talk:** Tracking band-pass filter synchronised via external oscillator.

The MJS 401D – another innovative tool for the audio industry from Technical Projects.



Technical Projects

Technical Projects (A member of the Theatre Projects Group)
Electrosound House, 11 Marshalsea Road, London SE1 1EP
Telephone: (01) 403 3838 Telex: 885659 Yodel G Contact: Sam Wise

THE CONVERTIBLE.




Omni, cardioid, bi-directional or something in between. Flat or low cut, highly sensitive or with a 12 dB pad. The DC 63 turns into anything you please, but it will always be true to its sources.

MILAB™
PROFESSIONAL MICROPHONES

Manufactured by CTAB, S-265 00 Åstorp, Sweden

BELGIUM Trans European Music 02 569 1823 · FINLAND Studiotec 90 556 252 · FRANCE MCI France 1 227 25 95 · GERMANY EMT-Franz 07825 1011 · HONG KONG Studier Revox 5-412050 · JAPAN Continental Far East 03 583 8451 · NEW ZEALAND General Video 4-872-574 · NORWAY Pro-Technic 02-460554 · SPAIN Singleton Production 2283800 · SWITZERLAND Audio Bauer 01 64 32 30 · UNITED KINGDOM AVM Audio Video Marketing 0632 893092 · USA west Cara International 213 821 7898 · USA south Swedeks 404 881 9981 · USA east Facel 212 370 0032

new products



Neve Digital Disc Mastering

Neve International has just released brief information about its new 9202 *Digital Disc Mastering* console, or as it is more briefly known, the 9202 *DDM*. In operation it will have the ability to accept and provide digital or analogue inputs and outputs and therefore can operate with a conventional analogue lathe as well as in digital applications. It is completely self-contained with an integral delay facility variable up to a maximum of 1.33 s at 48 kHz sampling rate (1.45 s at 44.1 kHz) with a further extension up to 2.66 s at 48 kHz (2.9 s at 44.1 kHz) being possible.

Other features include 4-band EQ with memorised control settings and automated motor driven faders. The software provided includes self testing facilities for all-function check on start-up or at operator's request. All the signal processing equipment is housed in a single 19 in rack mount cabinet and as the console construction is fully modular, there is a variety of configurations possible.

Neve Electronics International Ltd, Cambridge House, Melbourn, Royston, Herts, UK. Phone: 0763 60776. Telex: 81381.

USA: Rupert Neve Inc, Berkshire Industrial Park, Bethel, Connecticut 06801. Phone: (203) 744-6230. Telex: 969638.

Fostex 250 AV

Fostex has just announced a version of the 250 *Multitracker* cassette recorder/mixer that is compatible with consumer cassette ¼-track format and the commercial ½-track format. In addition it also operates at 1 1/2 in/s against the standard version with 3 3/4 in/s tape speed. For audio-visual applications it enables use with mono and stereo-plus-cue cassettes but for the musician the major interest will be the compatibility with the standard cassette format.

UK: Bandive Ltd, 8 East Barnet Road, New Barnet, Herts EN4 8RW. Phone: 01-440 9304. Telex: 25769.

USA: Fostex Corporation of America, 15431 Blackburn Avenue, Norwalk, California 90650. Phone: (213) 921-1112.

Canford Audio mike preamps

Originally designed for London Weekend Television, Canford Audio are now marketing single-channel low noise, battery-powered mike preamps. They are housed in a rugged metal case and use four PP3-type 9 V batteries. Inputs and outputs are transformer balanced with a gain of 20 dB to 70 dB in 10 dB steps. Low current consumption means an expected battery life of 25 hours. Applications for the unit include single mike applications where mixing facilities are not required or where gain is required on a mike before feeding into a long line. Twelve units were used by the *World of Sport* team for World Cup Football coverage in Spain.

Canford Audio, Stargate Works, Ryton, Tyne and Wear, NE40 3EX, UK. Phone: 089422 4515.

Stage Accompany power amps

A Dutch manufacturer by the name of Stage Accompany has just released details of a new power amplifier in their range. However as the existing range and even the company themselves are new to us they are all included as 'new products' in such detail as can be accurately extracted from the Dutch leaflets.

The company have two stereo power amplifiers, the *S4500* and the *S4900*. The *S4500* is rated at 225 W into 4 Ω, 135 W into 8 Ω with both channels operating, while the *S4900* is 425 W into 4 Ω and 280 W into 8 Ω. The units are externally similar, standard 10 in rack mounting 3 and 4 U high respectively with rear mounted cooling fans. Inputs are *XLR*-type with binding post outputs. The *S4500* has front panel indication of (or to inform that a protection circuit is operative) clipping, signal present, overload and high temperature for each channel independently. The *S4900* will have these features on future models.

Frequency response: 10 Hz to 20 kHz ±1 dB *S4500*, 6 Hz to 20 kHz ±1 dB *S4900*. THD: less than 0.08%, 20 V in 8 Ω *S4500* and

30 V in 8 Ω *S4900*. Crosstalk: -80 dB. Input impedance: >15 kΩ. Input sensitivity: 1.55 V for 225 W into 4 Ω *S4500*, 2.12 V for 280 W into 8 Ω *S4900*. Damping factor: greater than 230:1, 1 kHz in 8 Ω. Slew rate 60 V/μs *S4500* and 50 V/μs.

SA also manufacture an electronic crossover, *Model F60* which can be used either in a stereo 2- or 3-way mode or mono 6-way. Features include subsonic and high cut filter, electronically balanced in and out with the outputs switchable to unbalanced, mute switch per band, and 24 dB/octave filters. Filters are all plug-in modules and can be easily changed for specific applications.

Stage Accompany, Industrieweg 30, 1775 PV Middenmeer, Netherlands. Phone: 02270-2157. Telex: 57680.

Milab MP-30

Swedish manufacturer Milab has announced its own version of the pressure zone-type microphone, the *MP-30*. Described as a 'pressure zone hemispherical microphone', the *MP-30* is designed around a very high quality electret capsule. The housing is machined from a solid aluminium block, making the unit very sturdy, and the mike is finished in satin black.

Two versions of the mike are available, the *MP-30* with 200 Ω balanced output, and the *MP-31*, which offers a line-level transformerless balanced output which requires a minimum input impedance of 10 kΩ. Both versions are designed for standard 48 V phantom powering.

The mike has a distinctive appearance, having a circular plate and an offset conical structure containing the capsule and electronics. The unit has a flying lead terminated in a male *XLR-3* connector.

We imagine that the microphone has a similar performance to the Crown *PZM* with the added advantage that the circular plate will facilitate dish mounting where

Milab MP-30—pressure zone hemispherical microphone with XLR-3 connector



required. The mike's details do not include the trademarks 'Pressure Zone Recording Process' or 'Pressure Zone Microphone' but we imagine that there is an arrangement with Crown and Wahrenbrock to use the terminology described above. If this is not the case, we apologise for any misuse of these trademarks.

Creative Trade CTAB AB, Knuts-gatan 6, S-26500 Astorp, Sweden.

UK: AVM, Unit 21, Royal Industrial Estate, Jarrow, Tyne and Wear, NE32 9XX.

USA: Cara International Ltd, 4145 Via Marina No 120, Marina del Rey, California 90291.

Ursa major 8X32 program revision

Ursa Major have released the first major revision of the reverberation programs for the *8X32*, known as *Edition E4-1* and the end result of an eight month period of improvement. The four new programs replace all four programs in the *8X32* and retain the same names but with improvements including significantly reduced colouration, increased diffusion (echo density), improved decay envelope smoothness and the sense of ambient spaciousness (incoherence) is better.

In keeping with their original commitment, these new programs will be free of charge to all *8X32* owners and come in the form of two IC PROMs that will normally be installed by the local dealer.

For the future, Ursa Major hope to develop four new programs that will also be available free of charge to owners and give eight resident programs instead of the present four. **Ursa Major Inc, PO Box 18/50, Trapelo Road, Belmont, Massachusetts 02178, USA.**

UK: Feldon Audio, 126 Great Portland Street, London W1N 5PH. Phone: 01-580 4314.

The Unlimited Limiter.



In keeping with MXR's expanding commitment to the professional recording industry, our engineers have designed and built the Dual Limiter. A world class mono-stereo limiter offering total flexibility and ease of operation, the Dual Limiter produces a musically natural response in any compression-limiting application. All of this versatility is built into a compact, rack-mountable package.

The totally unique VCAs at the heart of the Dual Limiter provide an exceptionally wide dynamic range with low levels of distortion. Continuous bass distortion is much lower in level than typical compressor-limiters, allowing more freedom in setting release characteristics.

The Dual Limiter is also a forgiving limiter. Attack and release characteristics dictated by the front panel controls are modified by program dynamics and compression requirements. The slope increases smoothly past the threshold point, allowing a *gradual* transition into compression. Varying the Dual Limiter's threshold region produces a variety of intermediate slopes with the primary slope being that chosen by the slope switch. These features permit apparent dynamics to be maintained even though the dynamic range is being controllably limited.

The Dual Limiter's remarkable versatility is based on the fact that it can be viewed as two independent mono limiters that can be patched together via front panel switches for stereo limiting-applications. Each channel has an In/Out switch, Slope switch, Input, Output, Attack and Release controls and an LED display, showing the amount of gain reduction. On the rear are

both XLR and 1/4" phone jack (ring-tip-sleeve) input and output connectors. Each channel's detector is accessible via rear panel phone jacks to permit external tailoring of the detectors' frequency response. This feature allows for de-essing (reduction of vocal sibilance) and a wide variety of frequency dependent limiting needs.

Because virtually every form of musical signal was used to evaluate the Dual Limiter's response during the initial stages of development, its sophisticated internal circuitry enables it to sound musically *natural* — even at extreme compression settings.

Balanced inputs, the ability to drive 600 ohm loads, +19 dBm input and output and standard rack dimensions (1 3/4" high) allow the Dual Limiter to be easily integrated into any professional system. With an extremely rugged case, metal knobs and reliable internal construction, the new MXR Dual Limiter reflects the highest professional standards and has been fully designed and built in the U.S.A.

The Unlimited Limiter — MXR's natural response to the question of performance and versatility in a space-efficient and cost-effective package. See the MXR Dual Limiter at your nearest MXR dealer.



MXR Innovations, (Europe)
34 Bancroft, Hitchin, Herts.
SG51LA, Eng.
Phone 0462 31513, Tlx 826967

letters

Balanced outlook

Dear Sir, John H Roberts of Phoenix Audio Laboratory Inc has taken issue with me concerning input balance by questioning the existence of any problem at all.

I thought my article 'Balanced or Balanced?' (December 1981) stated the case and explained the reasons why occasional problems are encountered in audio systems when simple differential inputs are used. His letter makes two distinct points: (1) that a simple diff amp with equal value resistors effectively deals with common mode signals—therefore no problem; and (2) that diff inputs using large resistors are noisy while the use of 10K to 20K resistors is satisfactory.

The logic in his first point is disastrously wrong—of course common mode rejection is important—but so is audio balance. The transformer deals with both most effectively while a simple diff amp has an intrinsic static load on one input leg and a dynamic load on the other—a form of unbalance.

In the practical world this can and does cause problems with ground loops and hence gets solid state inputs a bad name in the business. My solution (Fig 4 and 5 in the article) produces an electronic analogue of the transformer (well, very close) and the proof of the pudding is that my customers are wondering where we buy such beautiful input transformers!

His second point shows a lack of appreciation of physics. Two types of noise are important in this context. Thermal noise and noise created by current passing via a grainy resistive structure.

Using modern integrated circuits, input current is so low that current produced noise is insignificant unless the resistor has a value of many megohms.

Thermal noise exists and at 20°C with a bandwidth of 20 Hz to 20 kHz, a 100K resistor will produce a noise of -102.67 dBu (referred to .775 V RMS).

In line level circuits I would hardly call that noisy.

Yours faithfully, Ted Fletcher, Alice (Stancoil Limited), 38 Alexandra Road, Windsor, Berks, UK.

XLR standards

Dear Sir, I am indeed indebted to messrs Schulein and Shinbrot of Shure for bringing to my attention the existence of the EIA standard RS-221-A and the fact that it has been adopted as an ANSI standard. During my researches for the article, several telexes across the Atlantic to colleagues in America failed to reveal the existence of any formal American standard on XLR usage. My correspondents spoke of 'pin 3 hot' as the established practice for most companies and operators—hence my adoption of the term 'quote American Standard unquote' for the article—thus implying that it was not an official American Standard. The existence of RS-221-A in fact further supports the arguments made in my article as it largely agrees with the IEC 268 and the BS 5428 standards in recommending contact 2 as the in-phase or positive terminal.

The problem seems to be however that RS-221-A does not go far enough in that it is only concerned with balanced microphone wiring and specifically excludes unbalanced circuits and other low level audio circuits, whereas both the IEC and BS documents deal with all three areas. This, it seems to me, is where the confusion arises.

I fully accept that the majority of Shure microphones fitted with an XLR-type connector are

wired in accordance with all three standards with pin 2 hot as messrs Schulein and Shinbrot state, but this does not apply to electronic apparatus manufactured by that same company. Reference to the technical data sheets for a whole range of Shure 'circuitry' products as they term it—eg the M63 Audio Master control unit, the M67 microphone mixer, the M615 analyser system, even the A95 matching transformer, etc, show that the whole lot are wired with pin 3 hot, and a telephone call to Shure UK's service dept confirmed that the current Pro-Master and the recently deleted SR system is the same. This practice of using one wiring standard for microphones and another for 'circuitry' products seems to be fairly widespread in America and is certainly used by Electro-Voice, and I believe by Altec as well.

Moving on to the matter of unbalanced wiring, I am afraid that I see no sense whatsoever in adopting a different approach from that used for balanced circuits. Surely the obvious approach is the one adopted in the IEC and BSI standards whereby contact 2 remains the in-phase or positive terminal and when a balanced input is required to accept an unbalanced source, the anti-phase or negative wire—ie pin 3—is grounded to pin 1. To me, this is just plain common sense.

Messrs Schulein and Shinbrot conclude by stating that at Shure they try to be logical—a commendable philosophy indeed and one which seems to be sadly lacking in the world at large today. However, I am afraid that I can see nothing logical in adopting one wiring standard for microphones and an exact opposite for other items of equipment intended to be used with those microphones. Still less can I see the logic in grounding the in-phase or positive wire of an unbalanced circuit on pin 1 and connecting the anti-phase or negative wire to pin 3! No wonder there is all this confusion. Our correspondents are also emphatic in stating Shure's commitment to standards. Again, I am delighted to hear it, but surely, in the absence of an ANSI or EIA standard in respect of unbalanced circuits or low level audio circuits other than microphone wiring, the obvious recourse is to those standards which do exist—ie the IEC international standard to which the ANSI representatives were signatories.

No, on the evidence before me, I am afraid that Shure must remain in the lower part of Table 2 in my article, although maybe they should also be included in the upper table—ie those complying with the IEC international standard—as well on account of their microphone wiring. Electro-Voice appear in both tables for the very same reasons.

May I conclude by stating how delighted I was to receive Messrs Schulein and Shinbrot's constructive and informative correspondence. The article was intended to be controversial and has certainly provoked the sort of reaction I hoped for in various quarters. So let's keep the matter alive in the hope that in due course we might have general acceptance and implementation of the IEC, BSI, and as far as it goes, the EIA/ANSI standard. Remember, pin 2 hot—but not just for balanced microphones!

Yours faithfully, Ken Dibble, 26 Warren Road, Rugby, Warwicks, CV22 5LQ, UK.

Soundfield comments

Dear Sir, May I congratulate both Mr Hugh Ford and Mr Peter Carbines on their informed articles on the Soundfield microphone system and also take the opportunity of amplifying certain points made by them in order to avoid confusion.

Table 1 is a little misleading in that it shows the

unused by-products of the capsule outputs after adjustments have been made to achieve optimum patterns in the B-format figure-of-eight and omnidirectional signals, though it is worth noting that a 1 dB difference in sensitivity between any two capsules would reduce the 'rejection of unwanted combinations' figure from infinity to approximately 18 dB and the table does serve to show the accuracy of capsule matching.

Figure 3 does not show the frequency response of the microphone, but the response of the equalisation circuits required to produce a flat response on the B-format components of the 3-dimensional signal in order to achieve the illusion of coincidence and graphically illustrates the magnitude of incurable frequency response and phase distortions normally encountered with conventional 'stereo' microphones using two transducers, sampling only part of the original soundfield.

The comments on clipping are noted for the future but I must point out that the B-format gain control is intended as a fader and when operated around the 'zero' mark in the usual way with the PPM peaking '6', clipping will not occur until pressure levels of 124 dB SPL are achieved at the microphone. A Mark IV version of the Soundfield microphone is currently under development which increases this threshold to 130 dB SPL and also answers one of Mr Carbines' comments by providing only B-format and stereo outputs, thus leaving the choice of ambisonic decoder to the individual. The price is suitably adjusted to compensate for this omission.

The comment on clipping levels with combinations of capsules muted is not really valid, as this is not an operational condition. The capsule mute buttons are purely for circuit continuity checking.

Mr Carbines' comments on overhead sounds being realised about 5 feet from the centre position when replayed in horizontal (planar) surround sound are typical of what should be expected. Periphonic (with height) replay would be required to resolve true location of signals with a high Z content.

The head-lead connectors currently in use on the Mark IIIB and also on the new Mark IV system are screw lock DIN 12-way and various lengths of head-lead are now available.

Yours faithfully, J Howard Smith, Calrec Audio Ltd, Hangingroyd Lane, Hebden Bridge, Yorkshire HX7 7DD, UK.

Phase checker

Dear Sir, As I perused your fine issue of May 1982, I was amused to see a note in the business section about a "new" loudspeaker phase checker that was developed by Rank Wharfedale of Bradford. The description of what it does and how it does it is virtually identical to a polarity tester I designed in 1980 that was published in Recording Engineer/Producer (October 1980) here in the States. "Oh good," I thought as I read on, "someone is finally taking my articles seriously." Then I got to the part about their filing a patent application for this unique design. Well good luck chaps, but I doubt that this concept is patentable (though it is a good idea, isn't it).

Seriously though, I hardly feel ripped off since if they had read my original article, they would have known better than to confuse phase with polarity, which is really what we're talking about. Oh well, better luck next time.

Yours faithfully, Ethan Winter, The Recording Centre Inc., 25 Van Zant, E. Norwalk, Connecticut 06855, USA.

40 ►

YOU CAN JUDGE US BY THE COMPANIES WE KEEP

We've always made a point of associating with the very best names in the world of audio.

In the field of equipment rental, for instance, we provided a sound system that satisfied the exacting requirements of Genesis.

That system was driven by Amcron power amplifiers—arguably the best in the world.

And Amcron appointed us to handle their business in the UK, including the launch of their revolutionary Pressure Zone Microphone system.

After amplifiers, it was logical that we should also supply the best in loudspeakers—Gauss. Their unequalled power handling capability and superb sonic accuracy make them first choice for many PA,

HHB HIRE AND SALES, UNIT F, NEW CRESCENT WORKS, NICOLL ROAD, LONDON NW10 9AX. TEL: 01-961 3295. TELEX: 923393.

musical instrument and studio monitoring applications.

In the recording equipment line, we stock Fostex. They've revolutionised the field of personal multi-track recording, with 4 and 8 track machines which are well within the means of even the enthusiastic amateur.

We could carry on dropping names all day. Sony Professional. Amek/TAC

concert and studio mixing consoles. Dbx, Eventide, Lexicon effects. JBL components, monitors and spares. Revox/Studer tape machines. Brooke Siren Systems. Beyer and Shure microphones and accessories.

So you can be sure that if we're prepared to sell or hire it to you, it's got to be the very best of its kind.

Because in the end, we know our reputation depends on it.

For more details of our services for artistes, studios, film and TV companies, music venues and in the fields of industry and education, call Ian Jones on 01-961 3295.



Polarity testing

Dear Sir, Just to say "there is nothing new under the sun", I am really pleased to let you know a polarity tester exists: the EMT 160 and, as I understand from your description of the Rank Wharfedale unit, both work the same way.

I can say it is an invaluable unit, but it is very hard to convince anybody they NEED one. It has taken me several years to convince people they need one and cannot trust scopes, ohmeter and colour of wires. That was until a good day when a finished film with a stereo track which was "out of phase" and produced a beautiful "hole in the middle" appeared when we were going for the premiere! So we bought the EMT unit, which was there collecting dust on the shelves of the importer. From that day we use and we use it, from mike to speaker through console, recorders, reverbs you name it. But outside here it is still an unknown little thing!

Yours faithfully, Philippe Trollet, T-12, 3155, Cote-de-Liesse, Montreal PQ, Canada H4N 2N4.

Jobs for the future

Dear Sir, My attention has been brought to a letter included in your September 1981 issue in connection with the advice on jobs for the future given by Mr Harris of APRS. It may be of interest to your readers that we at Salford College of Technology have been attempting to provide courses along the lines referred to in Mr Harris's letter. We therefore feel that young people living within travelling distance in the North West area have an opportunity to undertake part-time training and hopefully soon full-time training along the lines which Mr Harris identifies as being relevant. The College also runs courses in Band Musicianship at both foundation and advanced level in which an ability to develop an appreciation of recording techniques is made available to aspiring musicians who wish to prepare themselves for vocational work in connection with recorded music.

Interested readers who would like to know of opportunities available at the College can obtain information from:

Mr P Berg, Salford College of Technology, Department of Humanities, Adelphi Building, Peru Street, Salford M3 6EQ, UK.

Yours faithfully, J R Thomas, BSc, Salford College of Technology.

Hospital opinion

Dear Sir, I feel I must congratulate you on your excellent article 'Broadcasting in the Nineties'.

As you know, hospital radio is totally voluntary and a large number of stations provide a very local service, up and down the country. Although it broadcasts 'warts and all', its reception by listeners is proven to provide exactly what you seem to be advocating in your article.

A look at the large number of radio personalities, who now earn their living in the medium, but who got their basic training in hospital radio, further proves that talent and ingenuity, coupled with integrity, provide a service (somewhat short on high technology equipment) which can flourish within the code of practice laid down for it.

The transfer of staff to a salaried position in the medium only makes it easier for them to concentrate on their artistic talents, by having more ergonomically designed (and therefore more expensive) equipment at their disposal. In

my opinion, the conclusion must be that a truly local station could survive and provide a very valuable service.

Once again, congratulations on your excellent article.

Yours faithfully, Denis B Gallnon, The Studio, Greenwich District Hospital, Vanbrugh Hill, London SE10, UK.

Azimuth checking

Dear Sir, The review of calibration tapes on page 66 of the June issue mentions a method of making accurate azimuth alignment tapes. Briefly, this is said to involve making a high-level recording of a medium to high frequency and then turning the tape inside-out to check the resultant phase error between tracks.

I hope the director of engineering of the BBC will not mind my mentioning some work I did whilst still a very junior engineer working in Technical Services (Radio) in London. I had been assigned the job of making (or checking) some BBC test tapes and wished to obtain an accurate azimuth reference. It was suggested that I try this method, which I did—with limited success. Essentially, the problem was that it was difficult to obtain sufficient output from the tape with the oxide round the wrong way. The solution suggested was to use thinner tape (eg double play) so that there was less plastic in the way, but this then gave tape transport problems such as stretching and in any case was not the type of tape intended for the final calibration exercise.

The solution was so obvious that I was most surprised to discover no one had apparently thought of it before. Instead of recording with the oxide towards the head in the first place, I simply reversed the tape before making the recording. Thus, the recording actually took place somewhere in the middle of the tape (at the boundary between the coating and the backing) instead of on the outside of the coating. The result was that playback was through only the plastic backing instead of backing and coating combined.

Recording through the backing naturally dropped the level recorded, but it was far easier to pull this up by varying bias and recording level during the initial setting-up procedure than it had ever been to try and retrieve the low level playback signal, with all its attendant noise and hum, using the original method. I hope this may be of some interest to other readers.

Yours faithfully, Dave Harris, Radio Botswana, Private Bag 0060, Gaborone, Republic of Botswana.

Aphex effects

Dear Sir
On behalf of Aphex Systems I would like to thank you for your kind and in depth review of our new Aphex II Aural Exciter. I am writing to correct one slight error and to add one comment on operating the unit:

First, the block diagram (Fig 1) on page 80, Studio Sound April 1982 issue, shows the Aphex drive summing amp reversed. This, of course, is only tangential to the contents of the article, but for those readers who are curious this should clarify the system.

Second, referring to the third paragraph on page 80, we recommend that the DRIVE control be adjusted so that the red-green DRIVE lamp is red

approximately 50% of the time as viewed with programme material. There remains about 14dB of headroom above the green-to-red threshold.

This will allow greater generation of harmonic products with less actual equalisation effect in the final output and will also reduce the noise contribution of the processor, since one would thus probably end up mixing less side chain return into the final product.

Thank you again for your efforts.

Yours faithfully, Harvey Rubens, Aphex Systems Ltd, 7801 Melrose Avenue, Los Angeles, Cal 90046, USA.

Oops

Dear Sir, In Barry Fox's interesting article, Early Stereo Recording, he reported an amazing feat. The Bell Labs engineers managed to catch Stokowski's Russian Music concert before he was born and before recording had been invented. At last the time machine is here!

Yours faithfully, Richard F Schwartz, Michigan Technological University, Houghton, Michigan 49931, USA.

This was of course a typesetting error—1832 should have read 1932.

Ion support

Dear Sir, In response to the recent article on ionizers, we have had them for two years. The control room and studio have a large unit with distributors linked by high voltage wire to a power supply. The control room has twice the normal amount of ions to handle the increased concentration of bodies, smoke etc. We found immediately after installing them that cigarette smoke quickly disappeared and the air felt fresher. They run 24 hours a day in all parts of the building. The ions tend to precipitate dust out of the air onto the floor and the machinery, so you dust the console and a few days later it's got another layer. But that's better than breathing it in.

The air feels good too. There really is a difference in the pollution factor.

The only negative rumour I've heard is that supposedly some types of synthesizers are sensitive to negative ions. But that's only a rumour—I haven't seen any data to support this.

Yours faithfully, Richard Robinson, Trod Nossel Recording Studios Inc., 10 George Street, Wallingford, Connecticut 06492, USA. ■

AGONY

Sweet-smelling disks?

We all know Ampex for their top-quality tape machines, but it's not so well-known in our industry that they also produce a wide range of data products, notably Winchester-type hard disk drives for computer data storage. Thus it was that a recent issue of a British computer magazine, in an article on disk terminology, published a picture of the 'Amplex DF9000 series Winchester.'

Many of us know that disk drives like a nice clean-air environment, but does this mean that computer operators should have sweet-smelling breath as well? Or does the DF9000 series include an air-freshener?

Super Prime Time lets you put your personal stamp on audio effects.



The Super Prime Time is the first micro-processor-based special effects device and audio processor which enables you to create, store and recall effects for any piece of music live or in the studio.

Eight conventional sound effects are built-in (flanging, tripling etc), and there are 32 additional memories that can be used to modify, create and store your own personal effects.

There is up to 1.92 seconds of full bandwidth delay (from 20Hz to 20kHz), which increases versatility.

Each effect can be recalled at any time through the panel controls or at the touch of a footswitch.

Complete effects programs can be stored on tape, and re-loaded on to any Super Prime Time processor when needed.

Super Prime Time. The effects are out of this world. For full details, contact F.W.O. Bauch Limited.

Lexicon

Lexicon Inc. 60 Turner Street, Waltham, MA 02154

F.W.O. Bauch Limited

49 Theobald Street, Boreham Wood, Hertfordshire WD6 4JZ
Telephone 01-953 0091, Telex 27502

Evolution of the mixing console

Richard Swettenham

ONCE upon a time—and not as long ago as you might think—in a large purpose-built studio, an orchestra was rehearsed and ready for Take One. The engineer sounded a warning buzzer and all was silent. Lowering the stylus on the cutting lathe, he turned on his high stool to the mixing panel, opened the main fader, and switched on the signal light. Before him was a black box the size of the two pages you are reading, with four large knobs, marked 1 to 10, and an even larger one with many smaller click steps. Other than a few key switches, that

was it. At the back of the room was a 30 in/s tape recorder, regarded as a safety back up.

This tells us that we are not looking at a pre-war Bing Crosby session, but at one of the world's great recording studios in the year 1951! By this time Disney's *Fantasia* had been made, and experimental stereo demonstrated, many years before. 'Full Frequency Range Recording' was with us, and in another part of the same building LP masters were being cut from tape.

To be fair, the war had frozen all equipment replacement in Britain,

and the time lag to catch up was no doubt worse in some companies than others. So-called 'drama control panels' intended for linking the output of several studios existed in broadcasting. These evolved to become the well-known pale grey panels with huge rotary knobs familiar in the BBC and in overseas networks following BBC practice. Some of these are still in use!


Equalisation? Well, the achievement of perfect flat response from imperfect microphones was the ideal, achieved, in the next generation of equipment, by what were in fact equalisers in the true sense of the word—plug-in cassettes containing passive networks designed to *equalise* out the peaks and roll-offs of the various types of pressure and velocity microphones available. Flatness was the goal, in the name of fidelity. Deliberate response modification was regarded by many old hands as cheating. Well, they said reluctantly, we will let these crazy young men have ± 6 dB at any frequency; more would be bad for them, and probably won't go on the disc!

The concept of creating a sound in the control room totally unlike what could be heard by standing at any one

point in the studio was only slowly being born in the minds of the more adventurous producers, and sold by them to the technicians rigorously trained in Good Engineering Practice. Microphone choice and placement was always accepted as an art, but fooling about with the audio signal was another matter. Artificial reverberation, however, had long been accepted, though it tended to be applied later to the whole mix rather than to individual inputs. Of course, with mono tape, anything you did you were committed to; reverb could not be subtracted, and only overall EQ could be modified later. So cautiousness on the session, and experimentation later with the finished track in a 'transfer room' or on cutting, was the ruling policy, unless the producer was confident and politically strong enough to have his way on the session and stand by the result.


Until the coming of multitrack tape, the motion picture industry was undoubtedly way ahead in the flexibility of what could be done in the creation of a final soundtrack, despite limitations deriving from optical recording. For the cinema, 'multi-track' and the building up and doctoring of tracks had always

Basing Street No 1, London mid 1970's (left); console for Apple Studios, London 1970 (lower left) and (below) EMI Abbey Road circa 1970 although the photo is of a slightly later date





EMI Abbey Road circa 1954 (left); EMI Abbey Road circa 1960 (above); Maison Rouge, London 1976 (below) and (lower left) Steve Marriott home studio 1972



existed. The record engineer, though ahead in signal-to-noise ratio and wide range of response, would often be amazed at what was being done in a major dubbing theatre, though much of this effort and hardware existed not so much to produce effects but to remove the blemishes of original stage and location tracks.

Great emphasis was always placed on precision and repeatability of console settings. While the quadrant fader (in Britain) and the flat slide fader (in Europe) took over from the rotary knob, they remained universally of stud or step construction, and any EQ which had pots rather than step switches precisely marked in dB and frequency would be sneered at as totally unprofessional. This 'laboratory instrument' approach, found also in many types of switch and key which rising costs have since driven out of today's consoles, deserves our respect, except for the fact that creative engineers have always trusted their ears rather than panel markings, and have always felt for that 'spot between' the steps provided. The positive disadvantage of step faders, however superb the contact materials, and despite daily cleaning, was the physical fact that

even a perfect instantaneous level change, on a pure sustained sound, is perceptible as a click unless the change is extremely small, or by incredible luck coincides with a zero of the waveform. There is debate today—in relation to digitally controlled attenuators—how small the steps should be, and if 256 steps are enough; it is interesting to note a fader of the early 1960s seldom had more than 35 steps for the full fader range, and this was generally accepted for many years.

The coming of stereo, which at least in Europe was strongly based on classical concert music and hence on coincident microphone technique and a serious psychoacoustic approach, if anything strengthened for a while the 'scientific precision' way of working and tightened the specs for ganged faders, ganged stepped equalisers, M-S (sum and difference) circuits with image width controls and the like. Panpots, tolerated by the purists as a necessary evil for 'sweetening' mikes added to the basically coincident-mike sound picture, were of course precision resistor networks on step switches. For a short while some major labels made separate mono and stereo tapes in separate control rooms. When this was abandoned, 'mono compatibility' was a very serious concern, panpot laws being calculated so that if a sound source was panned across the whole stereo picture width its mono level would not change by even 1 dB.

Up to this point, the mixing console had been basically a passive unit, connected to racks of valve amplifiers. Hence, circuitry was designed on classical 'constant impedance'

lines with a mass of screened pair cables to and from the console at 600 Ω or lower impedance, usually all balanced. Earthing problems were minimised as each 'box of gain' had floating input and output, and its DC 0 V rail had no connection to the audio.

Every amplifier input and output was accessible at a patch bay. There were, true enough, self-contained valve consoles, particularly in American broadcast practice. In European broadcasting the construction technique was for 'amplifier cassettes' in the pedestals and the rear of the console and passive 'control cassettes' in the operating surfaces. Each amplifier cassette of course still contained its input and output transformer, and very often each one was also self-powered from the mains supply!

The arrival of the transistor as an acceptably low noise device (which happened effectively when it was realised that radio frequency receiver transistors were quieter at audio than the designated 'audio' types) made possible the 'active' console.

The author's first design of an all-solid-state console, built in 1961, was a bridge between old and new construction styles. The amplifiers were in individual cigarette-pack-size shielded cassettes, instantly interchangeable, plugging into trays in the rear of the console. Feedback gain control for each mike preamp was wired up to a front panel control. The channel equaliser was a medium impedance passive network, leading via an emitter follower to the quadrant stud channel fader. The faders were constructed in pairs for

stereo ganging, with separate handles. Routing was to four virtual earth mix busses, 1 and 2 (left and right) having seven pan positions in between, 3 and 4 being independent. Four BBC-type peak programme meters monitored the busses with four small rotary stud pots for the buss/tape monitor levels. Reverb send was by a smaller slide fader for each channel, and headphone foldback was simply by two on-off switches for each channel and echo return. A sub-mix of six rotary faders could be switched to the input of channel 1. The input controls and meters of some valve compressors appeared in the console.

Four-track recording had just arrived, and the convention was to monitor it on four speakers, the inner left and inner right being fed with tracks 3 and 4, giving either stereo band plus stereo soloists, or switching 3, 4, or both to a centre image for vocalists. With the arrival of 8-track it was obvious that eight speakers would be ridiculous, and it was realised that as many virtual images as desired could be produced by proportioning signals between two speakers. This was really the beginning of the track monitor mix system. Each track, buss or tape, then acquired a fader, slide or rotary, a pan position switch or pot, and a mute/solo switch. It was a great advantage to be able to solo individual tracks without upsetting the recorded signal.

It was realised that the mix of track monitors was a preview, except for equalisation, of the situation to be reached in mixdown, so to help the producer's impression of the finished

44 ►

Evolution of the mixing console

product, reverb sends were added to the track monitor channels, and switching to bring the corresponding returns back into the monitor system only. Producers then decided they wished to hear immediately a monitor mix with equalisation, and a few consoles were built with equalisers in each track.

Besides the waste of space and extra cost involved, there is a decided danger in making this possible, as the two equalisers effectively in series on input and track may be counteracting each other, especially if the engineer sets one and the producer the other. At best, when the master tape is played 'flat' in another studio it will sound 'nothing like' what anyone remembers from the session; at worst it may be very difficult to cancel out the excess effect of one equaliser masked by the other, especially on a console which is not identical.

The author's first tactic to provide this facility economically and reduce the danger somewhat was nicknamed 'Steal-an-Equaliser' and introduced in 1971. Pressing a button 'EQ' in any track monitor 'stole' the equaliser of a certain designated input channel and lit a lamp to show it was now in the monitor path. However, if it was already in use in that channel on live input, nothing would happen until it was released by operating the channel's 'EQ Out' switch.

Recognising that one or two of several inputs going to one tape track may have to be equalised 'for real' on laying down the original track, those able to be 'stolen' were say 17 through 32 of a console with 16-track monitoring. The others remained available for input use, so long as the engineer took care what he was doing. As will be shown, a trend later appeared particularly in 'in-line' consoles for the provision of 'Master' functions such as 'All EQs in Monitor' which could then be overridden on an individual channel basis.

Meanwhile the demand had grown for more complicated equalisers in the

console. Up to the early '70s the norm was treble and bass shelving plus a single mid range peak at five or six selected frequencies. Except for the occasional track presenting a serious problem, which could be dealt with by patching in an outboard unit of graphic or multi-knob type, this was—and remains to this day—the common denominator of general equaliser use. This type will probably be most familiar to readers in the API 550 series, being extremely compact and simple to operate. The form devised by the author at Olympic Sound Studios (London) in about 1964, and hence known as the 'Olympic equaliser' may also be of interest. Its character of sound, given mainly by the shape of the midrange curves arrived at empirically by listening tests, derived originally from the choice of particular inductors available. It could be switched to give a family of 'troughs' in the midrange somewhat sharper than the peaks, thus enabling a few notes in the range of an instrument which 'stuck out' too prominently to be reduced without sucking out too much of the midrange energy of the sound. The bass lift section, instead of the more usual shelf, levelling and continuing down to perhaps 40 Hz, was a broad peak boost, originally centred on 250 Hz, which fell back to a very small lift by 60 Hz so that hum and rumble were not exaggerated. Later versions added a choice of bass peak frequencies. The high frequency lift was in stepped shelves, but the high and low cuts were continuous roll-offs at switched frequencies, though marked as dB at 50 Hz and 10 kHz. This compromise also meant that steep cut filtering was less often needed.

For special needs, more flexibility was demanded, and the possibility to 'tune' an equaliser precisely for the instrument being handled was an obvious advantage. So the frequency steps got more in number and closer together, up to the practical limits of switch poles and capacitor values, every manufacturer having his pet list of centre frequencies, until after a few attempts to miniaturise graphics to input module dimensions, the sweep

frequency or 'parametric' equaliser was generally accepted. The advantages, and the cost saving over quality switches and close tolerance components, were accepted as outweighing the loss of absolute frequency and gain accuracy between channels. Variable sharpness of peaks ('Q') enabled the engineer to find his ideal curve for every situation, but at the expense of even more knobs, often dual concentrics of which the inner knob had only the roughest correlation to scale markings. The loss of repeatability, for long considered so important, has now been slightly compensated by the invention of the mechanically-detented potentiometer, though this does not improve the resistance tolerance of the tracks inside. The process of 'everything possible in every channel' continued until a typical 1977 piece of sales literature proclaimed with pride '14 EQ and filter controls per channel'—which for 56 inputs is 784 controls to be set manually!

The process of individual track building which was made possible by 16 and 24 tracks led to a great expansion of requirement and provision for headphone cue circuits. The switches mentioned in the early example had become pots, providing two or more mixes of all input channels. But the space required for the number of separate cue sends from each channel (together with the reverb sends which already existed and were also increasing) started to become ridiculous as each player in a group asked for his own headphone mix. For the building up of tracks, musicians had also to hear all the tape tracks which had gone before, and so required again as many mixes as possible derived from track monitor. At first each recorded track was returned to an input channel as for mixdown, and then through the cue circuits of that channel. As the number of tracks recorded increased, more and more channels were used up just to carry foldback. This hardly mattered if only a few mike inputs were needed for the new tracks, but if the foldback could be taken from the track monitor, every channel would

still be available for live studio input. But then, how many pots must be added to each track monitor, making a new space demand here too?

One answer which helped considerably was to matrix the sends provided by the channels and track monitors to the number of headphone feeds desired, increasing the possible choices. Each feed circuit to the studio then had a bank of buttons (or even pots, to be really elaborate) picking up whatever inputs, already mixed, were appropriate for the player. One could also add the overall mix as heard in the control room. A vocalist might for example be fed with overall mix in stereo, plus himself centre (selected to both earpieces) plus added echo return to headphones only and not heard in the control room at all, plus perhaps a piano track of the melody line to help the singer's pitch, which would be discarded in the mixdown.

It was also realised that the broadcast practice of calling all the sends 'auxiliaries' and routing them to cue or reverb as required was an acceptable economy, though it meant adding more pre/post fader switching.

One other approach was to remove all cue sends from in front of the mixing engineer and designate a 'cue mixing panel' to one side of the console, where the second engineer, with use of headphones and intercom mike could serve the artists up with what they wanted while his chief concentrated on the main sound. Several users found this helpful, but it never became widespread.


From the 8-track stage onwards, assignment switching of channels to tracks became a serious factor in the space allocation and cost of a console. Even though to this day the assignment of a channel to more than two busses is a rare requirement (except to derive more auxiliary outputs which a particular console may lack) users felt that output selector switches of however many positions were not enough. A visual presentation of assignment was desired. One suspects that the banks of lighted buttons which appeared at the 8-track stage

46 ▶

Island Mobile 1972



Rolling Stones Mobile 1970



TAKE IT TO THE LIMIT. (but not beyond)



These superior sound control units represent many years of detailed development and close consultation with sound engineers to obtain the perfection our industry needs.

The **GEMINI EASYRIDER** Compressor/Limiter offers two channels with continuously variable compression slope and auto compensating threshold for constant output level.

The **EX-PRESS STEREO LIMITER** has expanders to attenuate source noise; a range of compression slopes; clipper and side-chain pre-emphasis. An excellent unit for FM broadcasting or cassette mastering.

VOCAL STRESSER and **COMPLEX LIMITER** are known the world over. Both have separate compressor-limiter-expander facilities. The Vocal Stresser's switchable sweep Eq reduces modulation effects and de-esses.

The **VOICE-OVER LIMITER** automatically maintains pre-established music-to-voice ratios.

The unique **SELECTIVE LIMITER** will control level in any selected frequency band without modulating the rest of the programme. Ideal for de-essing/HF limiting masters, cassette or as LF limiter for disc-cutting.

Units feature variable attack and release, stereo matching. Most have accessible side chains.

These along with the **TRANSDYNAMIC PROCESSOR**, the **SCAMP MODULAR SYSTEM** and the **PANSCAN** provide the widest choice in professional signal processing.



Worldwide: Audio & Design (Recording) Ltd,

North Street, Reading, Berks. RG1 4DA. Tel: (0734) 53411. Telex: 848722ADRUK

U.S.A.: Audio & Design Recording Inc.

P.O. Box 786, Bremerton, WA 98310 U.S.A. Tel: (206) 275 5009. Telex: 152426ADRUSA

Evolution of the mixing console

were partially introduced as a client-impressing feature, and then became so entrenched that with 24 and more tracks their presence, however space consuming, had become traditional rather than totally rational.


Centrally-controlled assignment systems, elegant but perhaps luxurious cost-wise, now offer a space saving functional solution, but the need is still felt for some kind of display above the channel of the assignments made.

At this point it was reasonable to ask the question – though very few people did – if there really needed to be a mixing buss for every tape track.

The more tracks available, the sooner the answer becomes 'no'. Even in the larger consoles, when the large number of mikes which it became customary to use on drum kits had been allocated to two or four tracks, we are quite fast coming down to one mike for one track. And as to sub-grouping in the mixdown process (even before considering the use of VCAs) it is difficult to conceive the need for more than eight, or at the outside 12, of such groups. The truth of this is evidenced by the fact that no sooner had the argument of 'simplicity' produced formats such as '24 x 24', everyone discovered the usefulness of a 'Direct' button to defeat the redundant matrixing and route the input direct to the same numbered track. At which point an old hand might be tempted to say 'How about – a patch cord?'

It became standard practice to provide, on multitrack sessions, for a stereo recording feed from the track monitor mix, to give producer and artists an immediate tape to take away and prepare for the mixdown. From this the 'in-line' console then emerged, in which stereo record output was effectively the same signal as track monitor. Channel module no. 1 then contained the buss mix and output amplifiers, and the monitor controls, for track no. 1. Being now in the same location it was easy to arrange physical switching of equalisers and auxiliary sends between input and monitor paths. The same panpot now served for both monitor and mixdown, and a changeover switch later appeared to transpose the channel fader and monitor pot, so that when laying down raw tracks at fixed levels monitor mixing was a more natural process.

The in-line concept had great commercial advantages in simplifying construction, in that a console could now consist of any quantity of identical modules, often including the buss selection and the fader in the one long module. The only other units needed were modules for auxiliary sends, monitor selection and talk-back. Hence over the last 10 years tremendous marketing emphasis has been placed on in-line designs, to the point that newcomers to the industry might well get the impression that 'that is how a console is' in the way



Console for Studio Tempo, Montreal, 1978 at factory before shipping

that every car has a steering wheel and pedals in the same place. But from the point of view of logical organisation of layout according to function and even more from ergonomic principles, a strong case still exists for the earlier alternatives.

The use of long modules dictated that the console must, except for a meter penthouse, be a flat rectangular surface set at a suitable angle. This constraint really came into being simply for ease of construction; as the length and number of modules steadily increases it becomes less and less satisfactory for sight lines and comfortable arm reach. If one sits upright with the hand resting on a fader, and then extends the arm forward and upward to shoulder height, leaning the body only slightly forward, the hand describes a curve which is part of an ellipse. The practical approximation to this in flat panels is to have two or three increasing vertical angles rising away

from the operator. In the horizontal plane, there is a certain width of arm spread beyond which one must lean sideways or else roll the chair along.

This situation is greatly improved, and additional space is generated, if the rectangular module area is subdivided and the ends are pivoted towards the operator. Looking at the diagram, layout (a) shows the essential module area of a console; (b) shows shaded the additional space gained by wrapping round the outer module areas. This space may accommodate effects modules normally regarded as outboard, a mini-patchbay or matrix switching immediately visible to the operator, machine remotes, auto-locators and so on. By a further subdivision, as shown in (c), the outer extremes are brought even closer and still more space is produced.

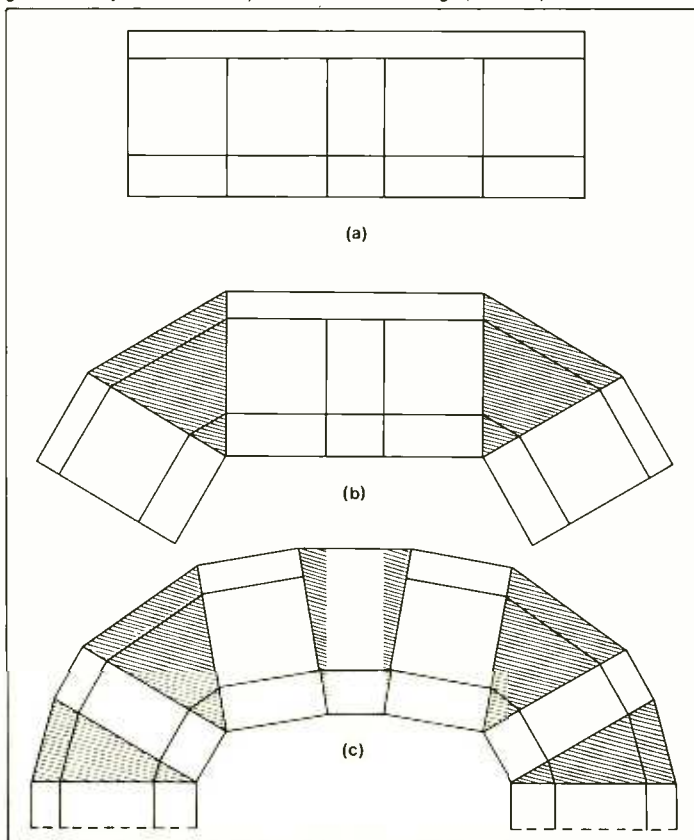
The author has indeed been using multi-angled wraparound shapes since 1965, and claims no originality then, the British firm Pye TVT having

produced sound consoles for TV studios a year or two earlier in which the console formed an almost complete multi-faceted circle, with just room for the operator to enter from the rear. The control density was very much less than we are used to today, but the total control surface available was vast.

The latest developments in remote control referred to in recent editorials give the possibility of overcoming the 'ever-increasing panel area' problem by assignable controls and multi-purpose displays. But the essential here as ever is instinctive and comprehensible presentation to the operator working under time stress.

In the early '70s, Schlumberger showed a prototype console with a single dummy 'channel module' and fader, a keyboard and video display. This was a great piece of forward thinking, with useful concepts such as memory of complete set-ups for live radio, but with the basic error that it was a computer man's approach, and the sound engineer's reaction was 'that's not how you do it!' It forced the operator to think serially, to call up one channel at a time and do something to it, then return to the keyboard for his next move. Meanwhile several bars of music had passed! Serial operation, to a computer, means microseconds, but unfortunately to human eyes and fingers it can be seconds. For many functions, certainly for faders, 'touch it and it happens' is essential. Hence the practical acceptance of inventions such as *Necam*, despite early scoffing at 'crude mechanical' systems.

Practical points like this bring us finally to the question posed in a recent article (D Hadler & R Neilson, *Re/p*, October 1980) on 'new' approaches to console design: 'Should the mixing engineer design his own console?' One might equally ask 'Does an astronaut design his capsule?' The answer in both cases is ergonomically, no, but functionally, ergonomically, absolutely yes! The aircraft designer who did not listen to his test pilots, the space engineer who didn't sit his astronauts in a mock-up, would be asking for tragically aborted missions, and *this* console designer is very certain that if he had not occupied the mixing chair for some years he would have been very unlikely to produce a notable console. ■



dbx

Quietly successful with dbx (from around £200)

If you're committed to making it in the pro world, give yourself some professional advantages – like dbx noise reduction.

The new dbx 150 gives your tape machine the dynamic range of digital perfect drop-ins and de-coded monitor output without special switching. Rack mounting 1 3/4 inch slimline package means easy upgrading from 2 to 4 to 16 to 24 tracks.


Also in this format the new dbx 140 provides two channels of type II encoding and decoding, usable separately or simultaneously for use with cart machines and transmission lines to give a full 40 dB increase in dynamic range.



Scenic Sounds Equipment Ltd
97-99 Dean Street
London W1V 5RA
Telephone: 01-734 2812/3/4/5
Telex: 27 939 SCENIC G

France
Holland
Sweden
Spain
Germany
Switzerland

3M France SA, Mincom Div. Boulevard de l'Oise, 95000 Cergy Tel: Paris 749 0275
Special Audio Products BV Scheldeplein 18, Amsterdam Tel: Amsterdam 797055
Tal & Ton Musik & Electronic AB Kaempegatan 16, S411-04 Gothenburg Tel: 803 620
Mike Llewelyn-Jones Francisco de Rojas 9, 2 DER, 9 Madrid 10 Tel: Madrid 445 1301
Audio Vertrieb Peter Strüven GmbH Hamburg Tel: Hamburg 5245151
Audio Bauer AG Bernerstrasse Nord 182 Zurich CH 8064 Tel: Zurich 016 43230



Sound FX for

TRON

Bob Anthony

THE 1980s is the decade of computer applications. Hardly a business will be immune to the impact in one way or another, and the world of motion pictures is no exception.

Although traditionally an industry that resists change, there are some mavericks who, without fear of criticism or ridicule from their fellow craftsmen, insist on striving for better techniques that yield higher quality results in a shorter period of time. Two such pioneers are Frank Serafine and Gordon Ecker.

The focus of their attention for the last year has been Walt Disney's *Tron*, a high-tech rendering of the classic good versus evil confrontation featuring international domination via the world's largest computer – the ultimate alternative of electronic games – and scene after scene of spectacular special effects and state-of-the-art, computer-generated graphics. It's only logical that enhancement of such an overwhelming futuristic presentation demanded an equally progressive approach to

film sound.

"It's a growing process," says Gordie Ecker. "What we're doing now we didn't do last month, and last month's ideas are far from where we started four or five months ago. Music in film is an area that's taking off. Features are becoming infiltrated by the music people with all their modern technology. It's being accepted reluctantly, but it's definitely happening. Frank, for example, has spent years in the music business, and consequently, hasn't been shackled by the old moviolas and mag film."

To preserve that fresh outlook towards film sound, Serafine and Ecker prefer to work at Lion's Gate, a Santa Monica, California-based complex comprised totally of creative, independent audio and visual personnel. Enjoyably, the wide range of talents available under one roof means that all film production needs can be taken care of in-house, while at the same time maintaining the ambience of an experimental New York facility.


"Lion's Gate has put soil here that allows a lot of us frustrated film people to do what we want," continues Ecker. "We've all been held back




by our peers in the business saying that we can't do this, or that. Here at Lion's Gate we're doing it. We're breaking all the rules."

"They say you can't put sound in the back of the theatre," adds Frank Serafine. "That's a traditional rule. Well, because it hasn't been done, we want to use that to our advantage. This film is discrete 6-stripe mag on 70 mm (the film was shot on 70 mm). We have a pan module that can pan 50 rev/s, so we're spinning sounds from speaker to speaker."

Their *modus operandi* is to apply the current technology in innovative ways. For example, an *Apple* computer with a *Visicalc* scrolling program normally designed for doing business trend analyses, now generates and prints out computerised track sheets to save time when referencing the master tape. Each of the 15 tracks has its own column, listing the sound effect and its location, while column 16 contains the names of all the elements that make up the given effect.

Likewise, a *File Manager 800* program run on an Atari computer automatically alphabetises the finished sound effects. The effects are simply logged into the computer at





random, and the computer does the sorting by sound number, category, reel number, track number, clock number, the ¼ in source it came from, time code number and description, plus any comments on where it references to the picture. According to Serafine, an effect can be retrieved by any of these parameters within 1.5 seconds.

"For instance," says Serafine, "we can type in the key word 'solar'. The computer will sort through 500 files and give us everything that's labelled with 'solar'. We then enter the necessary SMPTE numbers of the desired selection into the *Shadow* system, and both the audio and video tape machines go, in sync, right to the specific sound effect and picture location."

"Normally a third of the production time is spent looking for sound effect," adds Gordie Ecker. "Here it's not a consideration at all. We invent on the spot, and get to our library sounds in seconds without wading through a lot of ¼ in tapes and waiting until the next day to get it transferred to 35 mm mag."

The entire sound element library is transferred to a 16-track worktape on a Tascam 8516. Only tracks 3 and 4, 7

and 8, 10 and 11, and 13 and 14 are used for stereo elements. Track 16 contains SMPTE, while all the rest are buffer tracks. "We stagger all the sound effects," explains Frank, "because our library contains percussive elements with sharp transients and heavy explosions that tend to bleed through. By buffering with open tracks, we're assured of eliminating the leakage."

The final composite sound effects master tape, which eventually goes up to the dubbing stage for transfer to film is recorded on a 16-track Ampex machine. All equalisation and processing is done while making the master. Basically, all the dubbers have to do is roll the tape.

Controlling the whole show is the BTX unit, which is the mother to the two audio recorders and the Sony VO


5850 video cassette machine. The separate BTX *Shadow* system runs just the video and the 2 in Ampex audio recorder. A servo-control mechanism allows hot-rodming from place to place on the tape. All the units, of course, are tied together with SMPTE.

The combination of the BTX and the Sony video cassette player served as a computer-age moviola that could move half a frame at a time. By marking a zero point, the machine could automatically return to that point to facilitate experimenting and rehearsing of complicated sound effects.

Serafine and Ecker received small, edited bits of the film on videotape at a time, and it was not unusual to finish a reel only to find that a change had been made. Conventionally, that would have been a major undertaking. With SMPTE, however, 50 sound elements can be moved any distance to within an accuracy of hundredths of a frame by pushing a couple of buttons.

But even though this technology allows Serafine and Ecker a great deal of freedom, every direction is well planned. Director Steven Lesberger

51 ►





And Now The Proline Professional Package For ALL Your Recording Needs.

Proline 1000 and 2000 Tape Recorders
Tomcat Cartridge Recorders
BMX Mixing Consoles
Slow Speed Logging Recorders
Garner and Leavers Erasers



 **PROLINE
PROFESSIONAL**

Leavers-Rich Equipment Limited
319 Trinity Road Wandsworth London SW18 3SL
Telephone 01 874 9054
Cables Leemag London SW18 Telex 923455


TRON

requires a developed concept before any sound is ever made. "It's not like we doodle in sounds trying to come up with something," says Frank. "Take the chime effect that goes around Sark, for instance. That took a week to figure out what to do and how we were going to do it."

There are no absolute musical colours in the film. Every effect is a combination of several sounds so that an orchestral texture is created. As Serafine points out, "I would say the soundtrack is a perfect marriage between organic and synthesised effects. Since a large part of the movie is set inside a video game, every movement, machine, or being that has an organic root sound, also has a counterpart of a video game sound. When an explosion hits a wall, we have a quantised video hit and a big military explosion, mixed together to produce a hybrid of the two. Some effects, such as the disc throws, contain up to 40 elements—eight across and five deep."

"Because this is a movie about video games," says Gordie, "we've worked a lot of little subliminal jokes into the sound track for people who know the computer sounds, *Pac Man*, motorcycle sounds, and even the talking machine recordings of the telephone operator. But they're not silly or corny, or hitting you in the face. The timing is right, and all the elements lead up to the action."

Atari loaned the project a sound developer computer floppy disk that they use to generate their game sounds. "That's how we create a lot of our hits. We record them on to the Tascam 16-track, and then lay them in position. The *Pac Man* sounds—the 'Whit, Wat Wat, Weeieieieie'—we loaded into the Fairlight CMI, and then blended into the action at a low, almost subliminal level. If you know



those sounds, you'll recognise them in the film."

In fact, under the guidance of expert programmer Jeff Harris, the Fairlight turned out to be indispensable for storing sounds, digital editing of sound effects, and especially for cleaning up older library sources. Once the waveform of the sound effect was displayed on the Fairlight's accompanying video monitor, a light pen could be employed to 'erase' or digitally eliminate, the noise at the beginning and end of each sound.

According to veteran film sound maker Gordie Ecker: "A lot of effects like gunshots and explosions were better recorded in the old days. Mikes are too refined now to get the same quality. A short time ago we tried recording some gunshots out in the desert near Palmdale, California. We brought along all the old Winchesters and Colts, a brand new mike and an old 8-ball mike we dug out of a file at Warner Brothers. The old mike had a lot of nice distortion, whereas the new mike caused the limiter to go on. When we got far enough away so the

limiter wouldn't go off, we lost the impact of the sound."

Because *Tron* takes place in a futuristic world never before seen, almost all the effects were done especially for the movie, although many of the sound elements were recorded at random by Serafine over the past three years. "Ever since I got the Stellavox I've recorded things like Lockheed's windtunnel letting out 1000 tons of air per second just because I liked the sound. Now we're using that recording for the movie's laser lab, which looks just like Lockheed. I recorded the interior and exterior of the Goodyear Blimp in stereo, and that became the foundation of the final sound for the aircraft carrier."

A particularly interesting composite effect was the one designed to represent the light cycles—a mixture of live motorcycle and mouth. For the closeup shots, screaming Harleys were recorded on a race track in the country. Because conventional mikes picked up too much air noise, *PZMs* were attached to the side of the bike's

saddlebags, and hardwired to the Stellavox that was strapped to the rider's back. On a separate pass, two *PZMs* were also stuck on his back, just inside his belt. This afforded isolation from the wind, and provided a steady 110 mile/hr motorcycle sound. Both tracks were used as the organic part of the light cycles.

The synthetic half was a combination of voice and synthesiser. an Electro-Voice *RE-20* was plugged into a pitch-to-voltage converter that controlled three oscillators of a Moog synthesiser. Because the cycles are supposed to be a harsh texture for a life-or-death battle sequence, a nasty, suspenseful chord was formed with the fundamental, flat third, and natural seventh of a diatonic scale—one note per oscillator. Serafine sang the appropriate motor pitch into the mike, which triggered the synthesiser. the gear shifting and doppler effects were impersonated vocally. On long passages, Ecker would continue with the same pitch while Serafine caught his breath and took the mike back. Because they were just triggering a synthesiser, the difference in tone quality from one voice to the next was irrelevant. Only the constant pitch was important.

To increase their signal-to-noise ratio on tape (Scotch 226), they increased the amount of signal. "We're bending our needles," says Serafine, "and almost eliminating the noise. We're pushing the sound up so high that when the mixers get the sound down to normal levels, the noise levels drop, too. As long as the sound isn't distorted, we're in good shape."

"Most other guys don't have the faith to let these innovations go through," says Serafine of Michael Fremmer, the man who hired the personnel for the film, "but the results are worth it. And what could be better? We got paid to be inventive, and have the minds of kids."

Equipment used to produce the sound effects at Serafine FX Studios.

Rack equipment:

DeltaLab *HarmoniComputer DL-5*
EXR *Exciter*
AcustiComputer DL-2 with memory modules
Roland pitch-to-voltage synth
Roland vocoder *SVC-350*
Sony *VL5850* video cassette recorder
Sony *TC-766-2 1/4* in deck
Lexicon *1200* audio time compressor/expander
Lexicon *224* digital reverberator
Polyphonic digital delay line
Quad-Eight *AM-23B* compressor
Maxson *AD-230*—flanger and analogue delay system
Scamp modules—compressor, parametric EQ, expander, ADT module.
Teac *C-3X* cassette machine
Apt Holman amp and preamp

Room equipment

Eastern Acoustic 2-way speaker system model *MS-50*
Auratones
Gray Labs *SMPTE*
BTX 4600
BTX Shadow Controller
BTX 4500 edit code synchroniser
Roland *CSQ-100* digital sequencer
Tascam *8516* 16-track recorder
Ampex *MM-1100* 16-track recorder
Teac *Model 15* console

Sony *TC-766-2 1/2* in deck
Panasonic TV and projector
Telegenix computer projection system
Scotch 226 tape

Keyboards

Prophet 5
MiniMoog
Fairlight *CMI*
Fender *Rhodes*

Mikes

Electro-Voice *RE-20*
AKG *D224*
Audio Technica *9-52V*
Crown *PZM*
Sennheiser *A-15* shotgun
Shure *SM-80*

Computer related hardware

Apple computer with *Visicalc*
Atari computer with *File Manager*
Atari with disk to generate computer game sounds.
Votrax *Versatile Speech Module*
Votrax *Type and Talk* speech synthesiser
A set of Mountain Hardware peripheral boards for Apple
Olympia *ES100 RO* printer
Epson *MX80* printer

Not-Fantasia

If anyone keeps back numbers of *Studio Sound*, they might like to try pulling out the August 1979 issue, and checking pages 29 and 30. For the benefit of those who don't keep back numbers, or can't be bothered to pull them out, I'll explain. In that issue we commemorated the 40th anniversary of the Disney film *Fantasia*.

It was in 1939 that Leopold Stokowski spent seven weeks with the Philadelphia Symphony Orchestra recording the soundtrack for *Fantasia* in what was surely the world's first commercial multitrack session. As much more recently reported (*Studio Sound* May 1982) Bell Laboratories spent the 30's developing stereo discs and 3-channel film recorders for concert presentations of recorded music. This gave Walt Disney the idea of making a film with both pictures and multitrack sound. With the help of RCA, the Disney Studios built a 9-track optical recorder, and used 33 microphones to cover Stokowski and the Philadelphia Orchestra. Half a million feet of soundtrack film was recorded and mixed down into a 3-channel soundtrack for Disney's animation. To expand the dynamic range by 20 dB, a fourth tone track was used to control variable gain amplifiers operating on the three audio tracks. The whole process was christened *Fantasound*, and the film was premiered in 1940. Two projectors ran together, one screening the pictures and the other reproducing the sound through a total of 90 speakers spaced behind the screen and around the auditorium.

A road show of *Fantasound* equipment was built to take *Fantasia* round the country, like a modern pop group on tour. But in 1941 the bombing of Pearl Harbour brought America into the war and put a stop to larks like *Fantasound*. Much of the original equipment was lost (one, possibly apocryphal, story has it being sunk on a ship enroute to Russia!) and *Fantasia* was released on conventional prints. These had a mono optical soundtrack which had been recorded at the time of the original multitrack. In the mid 50s Disney collected together as many of the old prints as possible and put together a magnetic stereo release in Cinemascope. Finally, when Dolby optical stereo became more popular with cinema owners than films with magnetic tracks, *Fantasia* was re-released in the Dolby stereo format. At the time of this re-release, in the late 70s, Disney Studios vehemently denied any suggestion that the soundtrack had been re-recorded. It was, they told me, the original Stokowski recording, and they sounded quite proud of the fact. How surprising therefore, that in 1981 the Disney Studios decided to junk that original, historic, Stokowski recording and replace it with something quite different.

Irwin Kostal was commissioned to re-orchestrate some of the music "to correspond with current tastes in music" (whatever that means) and re-record it all digitally. Even the voices of narrator Deems Taylor, Mickey Mouse and Stokowski himself have been dubbed by modern impersonators. According to Disney Studios, these sacrilegious acts are "dedicated by the people of Walt Disney studio as a lasting tribute to the genius that was Leopold Stokowski". Perish the thought, as some people have suggested, that Disney has dubbed on new sound because it has been costing \$15,000 a year in royalties to use the original Stokowski sound.

"At last . . . as it was meant to be heard" screams the publicity for the new Disney *Not-Fantasia*. At a press show, reel one was

screened in the original 4:3 picture format, with genuine Stokowski sound from a mono optical soundtrack. At the end of reel one the screen masking was pulled back into wide screen format and the not-Stokowski sound blasted forth in all the awful splendour of digital stereo. It sounded like a re-write of history in Dayglo ink: "More than forty years after its original release, Walt Disney's classic *Fantasia* is once again revolutionizing motion picture sound", says the studio in defence. Translated, this means that Disney is now denying audiences the opportunity to hear Stokowski recorded over 40 years ago with stereo techniques far ahead of their time, and thus better able than any commercial disc recordings to preserve the man's sound and genius for posterity.

The Disney Studios should be ashamed of themselves, but I very much doubt that they are. The best one can hope is that *Not-Fantasia* will do terrible business at the box office and teach the Disney vandals a lesson.

Silencing Stereo TV

Do you remember the old Burwen noise reduction system? To be strictly accurate there were two Burwen systems. One was a compander and the other a noise gate. The compander worked on a 3:1 ratio compared to 2:1 for dbx and produced some pretty dramatic effects. Unfortunately, in the early 70's when it was offered for sale, it wasn't free from nasty side effects. The system was also very expensive. In 1974 it cost £27,000 for a 16-track system.

The Burwen noise gate was also impressive but expensive, and it never caught on commercially either. Now the American chip maker, National Semiconductor, is making Burwen noise filters available as integrated circuits under licence from Burwen. National Semiconductor is calling the system DNR (Dynamic Noise Reduction) and it's being used to clean up mushy AM and FM radio signals and the dirty sound you get from domestic VTRs and stereo TV transmissions. This latter use is interesting because it points to an embarrassing mistake made by the Germans.

In an effort to protect the German electronic industry from Japanese competition (now that the PAL colour TV patents are running out) the Germans adopted a stereo TV sound transmission system which differs from that used in Japan, and which they tried, rather unsuccessfully as it is turning out, to patent. The Japanese use a multiplex system, with the second channel on an FM carrier while the Germans use a two-carrier system, with each sound channel on a separate sound carrier. To preserve mono compatibility with existing TV sets in Germany, stereo music is transmitted with a mono sum signal on one carrier and a different signal on the other. But bi-lingual broadcasts put a different language on each carrier; to prevent stereo sets ending up with a mix of two languages on each channel, the receiver decoder has to be switched, depending on the type of transmission. This switching is automatic, under the control of pilot tones broadcast along with the carriers. Unfortunately, these pilot tones tend to inter-modulate at a frequency of around 6 or 7 kHz, producing low level, but decidedly irritating, 'birdies'. Grundig is now building DNR chips into its stereo TV sets to kill these birdies. When there is no masking high level sound, the DNR filter trims the frequency band down to a few kHz. When there is sufficient programme signal to mask the birdies, the filter opens up to full bandwidth.

The Germans are very reluctant to talk about this problem since it now looks as if they made a basic design error in the system, and haven't the courage to admit it. Let's hope that if Britain ever opts for a stereo TV sound system, the problem of birdies will be thought through *before* the industry standardises on a transmission format.

CX death knell

CX seems to be on the way out. That demonstration for the British press, scheduled for last September, and then postponed, has never materialised. CBS UK now doesn't even reply to my queries. Review equipment hasn't been made available, although Angus McKenzie managed to lay his hands on some from America. He variously describes the sound of CX (in *HiFi For Pleasure* magazine) as unpleasant, intolerable and incompatible.

At the Spring 1982 Paris Festival du Son, CBS demonstrated CX in the same way that it demonstrated the system at the Berlin Radio Show in the autumn of 1981. There was no opportunity for A/B comparison of coded and de-coded material. In Paris the CBS CX stand was deserted of visitors every time I saw it. And in Berlin hardly anyone was bothering to listen.

But it seems that someone in America has been telling the press a different tale. In a piece on CX, *Billboard* magazine, in April 1982, referred to "relatively slow progress in the US" but said "CBS has made headway with CX in Europe". Well if CBS describe its progress in Europe as headway, business in America must be slow.

Meanwhile, here comes a press release from CBS, USA. We have a feeling that we only laid our hands on this by a bureaucratic oversight. It's written in double speak but surely signals the beginning of the end for CX. Instead of the single inventory approach previously promised/threatened by CBS, the company says it is now to "begin releasing records in both CX and conventional formats". Dealers will get both CX-encoded and non-coded records together, as part of their regular orders. Quite what CBS means by saying that this "eliminates the problems of dual inventory merchandising" is anyone's guess.

The only place that CX has made any headway is in the area of videodiscs. It's being used by Pioneer for *Laservision* discs in Japan. This means (because Pioneer has taken over the Californian plant that made such a mess of pressing *Laservision* discs) that CX *Laservision* discs will slide onto the American market. And RCA will use CX to improve the signal-to-noise ratio for its stereo video discs in *Selectavision* format. But in Europe the first *Laservision* discs to hit the market aren't CX encoded. In fact I've not yet found anyone in the *Laservision* disc pressing business who even knows what CX is, much less cares.

'Armless connection

The FBI, Pentagon and CIA recently swooped on a Chicago firm which they were sure had been breaking the arms embargo to Cuba. One of their agents had got hold of an invoice which provided the proof positive needed for a raid.

The invoice quite clearly proved that the manufacturer had shipped a load of cannons and cartridges out to Cuba. It took the puzzled Chicago firm a long time to convince the raid party that the cannons were for connecting microphones and the cartridges were for gramophone pickup arms. ■

The FI System by Sony



The PCM-F1 digital audio processor:

Available in two versions, PAL or NTSC the PCM F1 can be used in conjunction with any V.C.R. recorder.

Coupled with the SL.FI portable Betamax, the PCM F1 provides a portable digital recording system with phenomenal performance.

The Servo control system of the SL.FI Betamax will allow absolute synchronization of the recorded material at all times and enables subsequent transfers to be made directly to 35 or 16 mm film or video.

For Studio use, interface the PCM F1 with any of the new Type 5 SONY U/Matic recorders.

Editing can be performed using a standard U/Matic video editing facility to an accuracy of \pm two frames i.e. 80 ms.P.A.L.

Quantization 16 bit linear or
14 bit linear (switchable)
Frequency response: 10-20,000 Hz \pm 0.5 dB
Dynamic range more than 90 dB 16 bit
more than 86 dB 14 bit
Harmonic distortion less than 0.005% 16-bit
less than 0.007% 14-bit
Wow & Flutter beneath measurable limits

For serious audio editing and subsequent transfer to disc, the recorded signal from the PCM F1 can be transferred to the Sony PCM 100 or PCM 1610 digital audio systems and edited using the DAE 1100 digital audio editor.

Any number of subsequent copies can be made with no loss of signal quality.

The PCM F1 features a digital to digital dubbing facility.

Your discerning customer can make V.C.R. copies of studio masters and play them back on their own PCM F1 system and experience exactly the same quality of sound as the original master.

For further information or demonstration - please contact Roger Cameron or John Didlock.



U.K. Distributors

FELDON AUDIO

product Mixing consoles guide

ACES (UK)

AC Electronic Services, Broad Oak, Albrighton, Near Shrewsbury, Shropshire SY4 3AG. Phone: 0939 290574. Telex: 337492.

Ranges of consoles for 4, 8, 16 and 24-track use. Wide range of options available.

ADM (USA)

ADM Technology Inc, 16005 Sturgeon, Roseville, Michigan 48066. Phone: (313) 778-8400. Telex: 231114.

Largely broadcast consoles although the 2400/3200 Series II have multitrack capability.

ALICE (UK)

Stancoil Ltd, Alexandra Road, Windsor, Berks. Phone: 07535 51056. Telex: 849323.

Wide range of consoles from small portable to 16-channel multitrack studio models. Also custom design.

ALLEN & HEATH (UK)

Allen & Heath Brenell Ltd, Pembroke House, Campsbourne Road, London N8. Phone: 01-340 3291. Telex: 267727.

USA: Allen & Heath Brenell (USA) Ltd, 652 Glenbrook Road, Stamford, Connecticut 06906. Phone: (203) 964-1488. Telex: 996519.

Top of the range console is the *Syncon B* with maximum size of 44/24 plus automation option. *Syncon A* is a slightly simpler multitrack console. Also several ranges of smaller modular and non-modular consoles, including new models 42 series II, 2.1 series and System 8.

ALLINGTON (UK)

Allington Audio Developments, 14 Lenton Blvd, Nottingham, Notts. Phone: 0602 44943.

EMM range of 16/16 and 24/24 modular multitrack consoles.


ALTEC (USA)

Altec Corp, 1515 South Manchester Avenue, Anaheim, California 92803. Phone: (714) 774-2900. Telex: 655415.

UK: Rank Strand Sound, PO Box 51, Great West Road, Brentford, Middlesex TW8 9HR. Phone: 01-568 9222. Telex: 27976.

1690 8-channel recording console.

Amek M2500 24-track



AMEK (UK)

Amek Systems and Controls Ltd, Islington Mill, James Street, Salford M3 5HW. Phone: 061 8346747. Telex: 668127.

UK: Scenic Sounds Equipment Ltd, 97-99 Dean Street, London W1V 5RA. Phone: 01-734 2812. Telex: 27939.

USA: Everything Audio, 16055 Ventura Blvd, Suite 1001, Encino, California 91436. Phone: (213) 995-4175. Telex: 651485.

Several ranges of consoles including *M4000* specialised 24-buss console for post-production; *M3000*, largest multitrack console with up to 56 channels; *M2500* in-line multitrack console 36/24 standard; *Angela* series medium price consoles of 28/24 standard; *M1000* series with a choice of 17 modules and the *BC01* portable mixer.

APSI (USA)

Audio Processing Systems Inc, 40 Lansdowne Street, Cambridge, Massachusetts 02139. Phone: (617) 354-1144.

Model 3000 range of multitrack recording consoles with up to 32 channel inputs.

AUDIOARTS (USA)

Audioarts Engineering, 286 Downs Road, Bethany, Connecticut 06525. Phone: (203) 393-0887.

4000 Series, *44 Series* and *8000 Series*, are modular consoles of up to 32-channel capacity and 4- or 8-track capability.

AUDIO DEVELOPMENTS (UK)

Audio Developments, Hall Lane, Walsall Wood, Walsall, West Midlands WS9 9AU. Phone: 0543 375351. Telex: 338212.

USA: Audio Developments, 1640 Fifth Street, Suite 224, Santa Monica, California 90401.

Range of portable mains or battery powered mixers and the *AD007 Mini Mixer* with 8 to 24 inputs into 4 outputs.

AUDIO HELP (France)

Audio Help, 5 Rue de Solferina, F-92100, Boulogne, France. Phone: (1) 609.03.11.

CS2405 modular console with up to 32 inputs and monitoring for 24-tracks. Also modular portable console.

AUDITRONICS (USA)

Auditronics Inc, 3750 Old Getwell Road, Memphis, Tennessee 38118. Phone: (901) 362-1350. Telex: 533356.

Three ranges of multitrack consoles, *Model 110-8*, *Model 110A* and *700 Series*, with the latter having automation capability and max of 36 inputs.

KLARK TEKNIK

Authorised worldwide distributors

AUSTRALIA

Klarion Enterprises Proprietary Limited, Regent House, 63 Kingsway, South Melbourne 3205. Telephone: (03) 61 3801

AUSTRIA

Peerless GmbH, Erlgasse 50, A-1120 Wien. Telephone: (0222) 83 22 24

CANADA

Omnimedia Corporation Limited, 9653 Côte de Liesse Road, Dorval, Quebec H9P 1A3. Telephone: (514) 636 9971

DENMARK

S C Sound ApS, Malervej 2, DK 2630 Taastrup. Telephone: (02) 99 88 77

FINLAND

Nores Oy, Mankkaantie 32-34, 02180 Espoo 18. Telephone: 90-5203 11

FRANCE

RégiScène, 21 rue de l'Alouette, 94160 Saint-Mandé. Telephone: (03) 74-58 36

GERMANY

Fausmann Concert Electronic, Alt Tegel 12, 1000 Berlin 27. Telephone: (030) 4 33 60 97

GREECE

Bon Studio, 14 Zaimi Street, Athens 148. Telephone: (01) 3633572

HONG KONG

Studer Revox (Far East) Limited, 5th Floor, Parklane Building, 233-5 Queen's Road, Central. Telephone: 05-459688/459924

HOLLAND

Pieter Bollen Geluidstechniek bv, Bondsruiglaan 83a, 5628 DB Eindhoven. Telephone: (040) 424455

ITALY

FFAL Cida, via Gramsci 58, Sorbolo, Parma. Telephone: (052 1) 698 144

JAPAN

Hibino Electro Sound Inc, Nishizawa Building, 4-6-8 Asakusabashi, Taito-ku, Tokyo 11. Telephone: (03)-864-496 1

NEW ZEALAND

General Video Company Limited, 63 Miramar Avenue, Miramar, Wellington. Telephone: (04) 881-169

PORTUGAL

Valentim de Carvalho CI SARL, Rue Nova do Almada 95-99, 1200 Lisboa. Telephone: (079) 36705 1/4

SINGAPORE

Ultralinear International, 4201 International Plaza, Anson Road. Telephone: 22 10387

SOUTH AFRICA

Colosseum Acoustics, PO Box 23817, Joubert Park 2044, Johannesburg. Telephone: (011) 23-454 1

SPAIN

Singleton Productions, Via Augusta 59, Desp. 804, Edificio Mercurio, Barcelona 6. Telephone: (03) 228 38 00

SWEDEN

Intersonic AB, Vretensborgsvägen 9, Box 42 133, S-126 12 Stockholm. Telephone: 08-744 58 50

SWITZERLAND

Dr. W. A. Günther, Seestrasse 49-51, CH-8702 Zollikon-Zürich. Telephone: 01-391-3939

Distributed in the UK by:



Autograph
Sales Ltd

Stable 11, British Rail Camden Depot, Chalk Farm Road, London NW 1 8AH. Telephone: 01-267 6677

"No noise, nor silence, but one equal music."

John Donne, 1571-1631.

The new Klark-Teknik high-performance DN30/30 graphic equaliser offers much more than just a quiet ability to balance channels right across the audio spectrum. Thoughtful ergonomics are backed by a new circuit design breakthrough using ultra-stable microelectronic filter networks to set performance standards comparable with Klark-Teknik's 'golden oldie' the DN27A. The DN30/30 is the equaliser to boost a studio's reputation, meet broadcasting specs in less rackspace, cut costs and equipment failures on the road — because ...

It fits two matched high specification graphic channels into a single unit, each providing $\frac{1}{3}$ octave equalisation over a full 30 ISO centre frequencies.

It gives fine fingertip low-frequency control covering the subwoofer range down to 25Hz — with touch-sensed centre detents, selectable cut boost level range and fail-safe design giving extra certainty during live events.

Its advanced design, tough construction, stringent testing and long burn-in exceed even Klark-Teknik's previously high standards for reliability and consistent performance on the road.


For technical information ask for:
Our DN60 RT60 Data Sheet.
Our DN30/30 Data Sheet.
Our Application Notes on equalisation.



KLARK TEKNIK
sound science


Klark-Teknik Research Limited
Coppice Trading Estate, Kidderminster, DY11 7JJ, England.
Telephone: (0562) 741515 Telex: 339821

Klark-Teknik Electronics Inc.
262a Eastern Parkway, Farmingdale, NY 11735, USA.
Telephone: (516) 249-3660



SOME MORE EQUAL THAN OTHERS

The microprocessor-based DN60 Spectrum Analyser and RT60 Reverberation Analysers provide LED matrix display of system, performer and studio response at 30 frequencies identical with those of the DN30/30.



product Mixing consoles guide

AUDIX (UK)

Audix Ltd, Station Road, Wenden, Saffron Walden, Essex CB11 4LG. Phone: 0799 40888. Telex: 817444.

Ranges of consoles that are designed for broadcast use but with variety of modules offering versions that are suitable for smaller multitrack applications.

BEL (UK)

UK: Don Larking Audio Sales, 29 Gullford Street, Luton, Beds. Phone: 0582 450066. Telex: 825488.

24/16/2 modular console with 4-band EQ.

BIAMP (USA)

Biamp Systems Inc, 9600 SW Barnes Road, Portland, Oregon 97225. Phone: (503) 297-1555.

Ranges of multitrack consoles with largest being 24-channel in the 42 series.

CADAC (UK)

Clive Green & Co Ltd, Britannia House, Leagrave Road, Luton, Bedfordshire LU3 1RJ. Phone: 0582 411513. Telex: 826138.

Custom built in-line consoles from 32 to 52 channels in addition to sales service to owners of Cadac consoles including modifications and updates with automation.

CALREC (UK)

Calrec Audio Ltd, Hangingroyd Lane, Hebden Bridge, Yorkshire HX7 7DD. Phone: 0422 842159. Telex: 513111.

USA: Audio & Design Recording Inc, PO Box 786, Bremerton, Washington 98310. Phone: (206) 275-5009. Telex: 152426.

The L and M Series of consoles are intended for broadcasting studios but have the capability of multitrack operation. The M Series also has automation and floppy disk storage.

CANARY (UK)

Canary Mixing Desks Ltd, 159 Park Road, Kingston upon Thames, Surrey. Phone: 01-546 9540. Telex: 889294.

Range of small consoles for stereo and 4-track operation with a maximum size of 24 channels.

CHILTON (UK)

Magnetic Tapes Ltd, Chilton Works, Garden Road, Richmond, Surrey TW9 4NS. Phone: 01-876 5957.
Canada: Radio Service Inc, 2500 Bates Road, Montreal H3S 1A6.

M Series of 10 or 16 channel consoles and the QM3 Series of 12/4 or 16/8 consoles with 8- and 16-track monitoring respectively.

D & R (Netherlands)

D & R Electronica BV, Chassestraat 26, 1057 JE Amsterdam. Phone: (020) 183556.

UK: DNS Marketing Ltd, Westmorland Road, London NW9 9RJ. Phone: 01-204 7246. Telex: 8954243.

Wide range of consoles from the 200 Series 6-channel, to the 1000 and 8000 Series multitrack consoles with maximum capacity of 32 channels. Wide range of options on all models.

DYNACORD (West Germany)

Dynacord Electronic GmbH, Siemensstrasse 41-43, D-8440 Strubing. Phone: 09421 3101.

USA: Dynacord Electronics, PO Box 26038, Philadelphia, Pennsylvania 19128. Phone: (215) 482-4992.

Range of small mixers with a variety of applications including recording use.

EELA AUDIO (Netherlands)

Pieter Bollen Geluidstechniek BV, Hondsruglaan 83a, NL-5628 DB, Eindhoven. Phone: 040 424455. Telex: 59281.

UK: Audio & Design Marketing, North Street, Reading, Berks, RG1 4DA. Phone: 0734 53411. Telex: 848722.

USA: Audio & Design Recording Inc, PO Box 786, Bremerton, Washington 98310. Phone: (206) 275-5009. Telex: 152426.

Ranges of console modules that allow assembly into a wide variety of consoles for various applications. Also the S2000L in-line 32-channel multitrack console.

ELEKTROIMPEX/BEAG (Hungary)

Electroimpex, PO Box 296, H-1392 Budapest. Telex: 225771.

Multitrack recording console, available with up to 30 channels.

ENERTEC (France)

Enertec SA, 296 Avenue Napoleon Bonaparte, 92505 Rueil-Malmaison. Phone: (1) 723.92.23. Telex: 203404.

Wide range of modules for assembly into variety of consoles of varying sizes.

FAIRCHILD (USA)

Fairchild Sound Equipment Corp, 75 Austin Blvd, Commack, Long Island, NY 11725. Phone: (516) 543-5200.

FPC portable console in sizes between 8/2 and 16/8 and FIC modular recording console.

FORMULA SOUND (UK)

Formula Sound Ltd, 3 Waterloo Road, Stockport, Cheshire. Phone: 061 4803781.

Custom built recording consoles.

FOSTEX (Japan)

USA: Fostex Corporation of America, 15431 Blackburn Avenue, Norwalk, California 90650. Phone: (213) 921-1112.

UK: Bandive Ltd, 8 East Barnet Road, New Barnet, Herts EN4 8RW. Phone: 01-440 9221. Telex: 25769.

2050 line mixer and Model 350 compact 8/4/2.

HARRISON (USA)

Harrison Systems Inc, PO Box 22964, Nashville, Tennessee 37202. Phone: (615) 834-1184. Telex: 555133.

UK: FWO Bauch Ltd, 49 Theobald Street, Boreham Wood, Herts WD6 4RZ. Phone: 01-953 0091. Telex: 27502.

Several ranges of multitrack consoles of varying levels of sophistication and automation. Maximum console size in a standard format is 56 channels although the PP-1 Series can be far beyond that if

required. Also special overbridge option for the Alive console to allow the use of multitrack recording from a live performance situation.

HEIL SOUND (USA)

Heil Sound Ltd, 2 Heil Industrial Blvd, PO Box 68, Marissa, Illinois 62257. Phone: (618) 295-3000.

Compact 16/3 console.

HELIOS CUSTOM AUDIO (UK)

Richard Swettenham Associates, 53 Westbury Avenue, London N22 6BS. Phone: 01-448 2582.

USA: Helios Custom Audio, 13266 Beaver, Sylmar, California 91342. Phone: (213) 362-2328.

Fully custom designed consoles for all recording requirements by original Helios designer Richard Swettenham. Construction in the UK by Tweed Audio. An update and refurbish service for all existing Helios consoles also available.

HILL (UK)

Malcolm Hill Associates, Hollingbourne House, Hollingbourne, Kent. Phone: 062780 556.

Ranges of multitrack consoles for 4- to 24-track applications, fully modular with range of options.

ITAM (UK)

Industrial Tape Applications, 1-7 Harewood Avenue, Marylebone Road, London NW1 6LE. Phone: 01-724 2497. Telex: 21879.

Models include 12/4 compact mixer with 8-channel monitoring, the Stereo-Eight 8/2 console and the Sigma multitrack console that is 16/8/16 in basic format.

INTERFACE (USA)

Interface Electronics Inc, 3810 Westheimer, Houston, Texas 77026. Phone: (713) 626-1190.


Several ranges of modular mixers of 8 to 48 inputs for 4 to 16 track use.

INTERNATIONAL CONSOLES (USA)

International Consoles Corp, PO Box 862, Utah 84601. Phone: (312) 358-4622.

UK: Feldon Audio Ltd, 126 Great Portland Street, London W1N 5PH. Phone: 01-580 4314. Telex: 28668.

58 ▶



helios custom audio

Richard Swettenham Associates

are pleased to announce that the custom design approach to audio control consoles and ancillary equipment established by Helios Electronics is now available again.

Combining the design experience of many years with the newest techniques and components, the personal attention of one of the industry's pioneer minds is devoted to meeting your specific requirements, based on your experience and needs. Helios quality is an established fact: we shall be pleased to demonstrate its cost effectiveness.

All original Helios equipment may also be updated, extended and refurbished to the latest standards.

Contact: (UK and Europe) Richard Swettenham Associates, 53 Westbury Ave., London N22 6BS. Phone (01) 448 2582.
(USA) Helios Custom Audio, 13266 Beaver, Sylmar, CA 91342 Phone (213) 362 2328.

Eventide Clockworks



The Eventide SP2016 programmable effects processor:

The most versatile audio processing instrument ever developed is now available: **EVENTIDE**, with over a decade of leadership in digital audio effects again advances the state-of-the-art with the SP2016 Programmable Effects Processor. In a single 3½" rack mounted device, **EVENTIDE** has engineered the most powerfully versatile digital processing system ever employed in an audio component.

FEATURES OF THE SP2016:

REVERB

At your fingertips is a wide variety of reverb programs with operator control of all parameters plus superb audio spec. performance and reverb quality. The SP2016 accepts **EVENTIDE**'s new software "Reverb Library" Roms, a growing collection of plug-in programs.

DIGIPLEX® ECHO

The SP2016 provides **EVENTIDE**'s Digiplex echo, our digital version of multiple-head tape echo. Exclusive features include incredibly stable operation, giving literally hours of decay time with no noise build-up.

CHORUS EFFECTS AS YOU'VE NEVER HEARD THEM BEFORE

ADT takes on a whole new meaning. "D" can now stand for dozens, not just double! Each voice can vary randomly in time, amplitude and space.

FULL BANDWIDTH DELAY

16kHz: 0 to 1.6 sec. delay in 25 microsecond steps.
8kHz: 0 to 3.2 sec. delay in 30 microsecond steps.

SELECTIVE BAND DELAY

The first in a series of dramatic new effects exclusive to the SP2016. You can separate the signal into a number of frequency bands and independently delay each band up to 3.2 seconds.

FLANGING AND PHASING

Quality and control features far surpassing existing devices.

CLASSICAL DIGITAL LINEAR PHASE FILTERS

For PA, crossovers and EQ. Design filters to your specifications using the IEEE-compatible remote controller.

FULL STEREO OPERATION

2 in, 2 out.

PROGRAM SOFTWARE SUBSCRIPTION SERVICE

The SP2016's digital circuitry is so powerful, we've yet barely tapped the ultimate capabilities inherent in the Programmable Effects Processor. **EVENTIDE** continues to develop new and exclusive effects for the SP2016. Not just updated and refined reverb programs (although we will offer these, too) but totally new and unique effects. Because the SP2016 is a fully programmable system, we can supply these new effects (as well as revisions) as they are developed via convenient plug-in modules. They will be available individually or through our program software subscription service. The SP2016 is obsolescence proof.

SELF-TEST FEATURE

The most extensive self-test capabilities of any pro-audio product ever! Should a problem develop, the SP2016 will spot it and even pinpoint the part number of the suspect I.C.



U.K. Distributors

FELDON AUDIO

126 Great Portland Street, London WIN 5PH Tel: 01-580 4314. Telex: London 28668.

www.americanradiohistory.com

product

Mixing consoles

guide

Modular system console with modules available for separate functions and separate updating without console replacement. Full automation and memory of knob positions.

KAJAANI (Finland)

Kajaani OY Electronics, Nuaskatu 11, SF-87400 Kajaani. Phone: (86) 37.311. Telex: 33148.

10EA Series of compact consoles with six to 24 inputs and two to four outputs and the *KAJAC Series* of in-line multitrack recording consoles with up to 36 output busses.

MCI/SONY (USA)

MCI (a Division of Sony Corp of America), 1400 W Commercial Blvd, Fort Lauderdale, Florida 33309. Phone: (305) 491-0825. Telex: 514362.

UK: MCI (Professional Studio Equipment) Ltd, MCI House, 54-56 Stanhope Street, London NW1 3EX. Phone: 01-388 7867. Telex: 261116.

JH-500D Series of 28 to 56 inputs multitrack automatable consoles. *JH-600 Series* in 18 to 36 input sizes and wide number of options including split consoles and modifications for mobile uses, and *JH-800* general purpose console with up to eight input channels.

MIDAS (UK)

Midas Audio Systems Ltd, 54-56 Stanhope Street, London NW1 3EX. Phone: 01-388 7060.

Canada: Gerr Electro-Acoustics Ltd, 363 Adelaide Street East, Toronto, Ontario M5A 1N3. Phone: (416) 868-0528. Telex: 06524385.

PR range of multifunction consoles that are constructed from a range of 20 *PR system* modules to provide simple or complex consoles as required.

M-JAY (UK)

M-Jay Electronics Ltd, Albion Mills, Church Street, Morley, Leeds LS27 8LY. Phone: 0532 524956.

Range of *Airdale* studio consoles from 16/8/8 to 32/24/24 with stereo outputs.

MM (UK)

MM Electronics, PA:CE Musical Equipment Ltd, 63 Kneesworth Street, Royston, Herts. Phone: 0763 45214.

Range of PA/recording consoles with input channels up to 20 channels and outputs for 4-track or stereo use.

NEOTEK (USA)

Neotek, PO Box 11127, Chicago, Illinois 60611. Phone: (312) 929-6699.

Several ranges of multitrack consoles with maximum console sizes of 32-channel with automation and other options.

NEPTUNE (USA)

Neptune Electronics Inc, 934 NE 25th Avenue, Portland, Oregon 97232. Phone: (503) 232-4445.

UK: Court Acoustics Ltd, 35/39 Britannia Row, London N1 8QH. Phone: 01-359 0956. Telex: 268279.

Ranges of small consoles with maximum sizes of 24-channel, that have both PA and stereo/4-track applications.

NEUMANN (West Germany)

Georg Neumann GmbH, Charlottenstrasse 3, D-1000, Berlin 61. Phone: 030 251-4091. Telex: 184595.

UK: FWO Bauch Ltd, 49 Theobald Street, Boreham Wood, Herts WD6 4RZ. Phone: 01-953 0091. Telex: 27502.

USA: Gotham Audio Corp, 741 Washington Street, New York, NY 10014. Phone: (212) 741-7411. Telex: 129269.

Range of modules that can be assembled into consoles to meet precise requirements in a variety of sizes.

NEVE (UK)

Neve Electronics International Ltd, Cambridge House, Melbourn, Royston SG8 6AU. Phone: 0763 60776. Telex: 81381.

USA: Rupert Neve Inc, Berkshire Industrial Park, Bethel, Connecticut 06801. Phone: (203) 744-6230. Telex: 969638.

Wide range of consoles from the *8108*, 56-input console with 48-track capability and the option of *Necam* automation system, to the compact 8/2 portable suitcase console *542*.

PARTRIDGE (UK)

Partridge Electronics Ltd, 56 Fleet Road, Benfleet, Essex SS7 5JN.

Range of mixers for recording use between 5/1 and 24/8 formats.

PLUS 30 (France)

Plus 30, 37 Rue des Annelets, F-75019, Paris. Phone: (1) 202.21.02.

Modular in-line mixing console system.

PRIMROSE (UK)

Primrose Electronics Ltd, Reddings, Kirkbyon Bain, Woodhall Spa, Lincs. Phone: 0526 52950.

Custom console designers and manufacturers.

PROGRESSIVE (UK)

Progressive Electronic Products Ltd, 83 Leonard Street, London EC2A 4RB. Phone: 01-729 5411.

Manufacturers of console modules available in various forms. Also a range of small to medium sized multitrack consoles.

PROTECH (USA)

ProTech Audio Corp, Flowerfield Building 1, St James, NY 11780. Phone: (516) 584-5855.

Integra 3 range of PC card modules for assembly into a wide variety of mixing consoles; *FPC Series* of portable consoles from 8/4 to 16/8.

PYE (UK)

Pye TVT Ltd, PO Box 41, Coldhams Lane, Cambridge CB1 3JU. Phone: 0223 245115. Telex: 81103.

USA: Central Dynamics Corp, 331 W Northwest Highway, Palatine, Illinois 60067. Phone: (312) 991-4720.

SM12 compact 12/4 modular portable console.

QUAD/EIGHT (USA)

Quad/Eight Electronics, 11929 Vose Street, North Hollywood, California 91605. Phone: (213) 764-1516. Telex: 662446.

UK: Feldon Audio, 126 Great Portland Street, London W1N 5PH. Phone: 01-580 4314. Telex: 28668.

Pacifica and *Brentwood/Coronado* multitrack consoles with maximum mainframe sizes of 36 channels; *248 Series* of console components and *Compumix III* automation system.

QUANTUM (USA)

Quantum Audio Labs Inc, 1909 Riverside Drive, Glendale, California 91201. Phone: (213) 841-0970.

Ranges of compact consoles of up to 16 channels and larger consoles of up to 32 inputs.

RAC (UK)

Rugby Automation Consultants, 220 Alwyn Road, Rugby, Warwicks CV22 7RA. Phone: 0788 810367.

Specialist in the manufacture of smaller custom consoles.

RAINDIRK (UK)

Raindirk Ltd, 33A Bridge Street, Downham Market, Norfolk. Phone: 03663 82165. Telex: 817737.

Wide range of recording consoles from portable 8/2 to full-featured 40-channel consoles. Raindirk also custom manufacture.

REBIS (UK)

Rebis Audio, Kinver Street, Stourbridge, West Midlands DY8 6A. Phone: 0384 71865.

USA: Klark-Teknik Electronics Inc, 262A Eastern Parkway, Farmingdale, NY 11735. Phone: (516) 249-3660.

Custom-built mixing consoles but also offer a standard mainframe of 28/16 with up to 32-track monitoring.

RSD (UK)

Recording Studio Design, Chaul End Lane, Leag, Luton, Beds. Phone: 0525 570621. Telex: 825612.

USA: Studiomaster Inc, 1365C Dynamics, Anaheim, California 92806. Phone: (714) 528-4930. Telex: 678407.

Q-LOCK WORLD- WIDE

AUDIO KINETICS (UK) LTD—OVERSEAS AGENTS

AUSTRALIA

Magna Techtronics (Aust) Pty Ltd
14 Whiting Street, Artarmon, New South Wales 2046
Australia

Contact: Roy Sheldrick
Tel No 24383377 Tlx No 24310+

CANADA

Gerr Electro Acoustics Ltd
363 Adelaide Street East, Toronto, Ontario, Canada

Contact: Bob Shegrave

Tel No 416 8680528

Tlx No 06524385+

FINLAND

Stuudioec Recording Equipment
Porinmyllytie 13B, 02180 Espoo 18, Finland

Contact: Peter Strahman

Tel No 90520604 Tlx No 121394

FRANCE

3M France
Boulevard de L'Oise, 95006 Cergy, France

Contact: Serge Labbe

Tel No 03161 Tlx No 695185

GERMANY

3M Germany
4040 Neuss, PO Box 643, Carl Schurz Strasse 1, West
Germany

Contact: Harald Viering

Tel No 2101141 Tlx No 8517511

ITALY

Audio International
Viale Comperia 39, 20133 Milan, Italy

Contact: David Butterworth

Tel No 2 716970 Tlx No 335230

JAPAN

General Traders Ltd
Marukoshi Building, 2-19 Kanda Tsukasa Cho,

Chiyoda-ku, Tokyo, Japan

Contact: Mr T Yamada

Tel No 3 2912761 Tlx No 24754

NORWAY

Siv Ing Benum AS
Boks 2493, Oslo 2, Norway

Contact: Bjorn Benum

Tel No 2 442255 Tlx No 17681

SINGAPORE

Kinetek
9 Wan Thos Avenue, Singapore 1334

Contact: Arthur Symons

Tel No 482244 Tlx No 33555

SOUTH AFRICA

Eltron (Pty) Ltd
PO Box 23656, Joubert Park, Johannesburg 2044,
South Africa

Contact: Paul Horber

Tel No 11 293066 Tlx No 9416+

SPAIN

Teico SL
Gravina 27, Madrid 4, Spain

Contact: Joaquin Escrig

Tel No 2317840 Tlx No 27348

SWEDEN

Ercotran AB
S-183 21 Taby, Stockholm, Sweden

Contact: Fredrik Ericsson

Tel No 8 7680795 Tlx No 13800

USA

Audio Kinetics Inc
Suite 209, 4721 Laurel Canyon Boulevard, North
Hollywood, California, USA

Contacts: Steve Waldman / Rodney Pearson

Tel No 213 980 5717 Tlx No 194781+



HARNESSING SOUND AT THE SPEED OF LIGHT



With the rapidly expanding video market comes the increasing demand for better sound quality. Simple extension of existing audio facilities through the addition of a video cassette machine, a colour monitor and a Q-LOCK Synchroniser offers a new dimension to your market.

Q-LOCK enables you for the first time to have precise synchronised control over an audio, video or film machine matrix in any combination.

Amongst the numerous features designed for maximum efficiency with minimum operational complexity are:

- Q-SOFT dedicated software packages tailored to your individual requirements and readily upgradable without the need to replace hardware.
- Integral multi-standard SMPTE jam sync code generator with NEW GEN-LOCK option for regenerating code.
- Use of tach pulses in 'Wind' and time code in 'Parking' and 'Play' obviates the need for machine modifications.
- Optional hi speed readers.
- Hierarchy of control assigns machine commands to any combination of machines, or any individual machine without complex replugging.
- Manual or automatic record entry and exit.
- Complete system locator with ten cue point memories.
- Cycle (looping) facility for sound to picture repeat.
- Five time code events.

- Can be integrated with external computers utilising RS232/422 protocols.
- User orientated design by graduates of post production.
- Supplied complete with generator, readers, machine interfaces and all necessary cabling and connectors.

Effectively combining any three machines, be it video, audio or film, the Q-LOCK System controls the whole machine matrix as a single piece of equipment, giving you greater flexibility, easier sound editing and improved accuracy. More machines can be added on a chase basis.



To find out how Q-LOCK can streamline your existing facilities, simply use the coupon or contact Audio Kinetics direct.

AUDIO KINETICS

Kinetic House, Verulam Road, St. Albans, Herts. AL3 4DH, England
Tel: St. Albans 32191. Telex 299951

Please send me full details on Q-LOCK

Name

Company

Address Post Code

Telephone no

Type of business Audio Video Film Broadcasting

product Mixing consoles guide

Ranges of mixers for live and recording use up to four-track with 16 input channels.

RSD (Canada)

Richmond Sound Design Ltd, 1234 W 6th Avenue, Vancouver, British Columbia V6H 1A5. Phone: (604) 734-1217. Telex: 0454667.
USA: Listec Television Equipment Corp, 30 Cain Drive, Plainview, NY 11803. Phone: (516) 694-8963. Telex: 640470.

Ranges of portable recording consoles with facilities for up to 8-track use with 24 inputs.

SAIT (Belgium)

Sait Electronics SA, 66 Chaussee de Ruisbroek, B-1190 Bruxelles. Phone: 02 376.20.30. Telex: 61130.
UK: Sait Electronics UK, Wireless House, 31 River Road, Barking, Essex IG11 0BX. Phone: 01-594 5642. Telex: 897576.
USA: Sait Inc, 33 Rector Street, New York, NY 10006. Phone: (212) 422-6690. Telex: 222411.

Manufacturer of consoles of most sizes and for a wide range of applications. Custom building also available.

SAJE (France)

SAJE SA., 5 Rue Solferino, 92100 Boulogne, Billancourt. Phone: 609.15.54.

CSM 6 console is a multipurpose modular console in sizes from four to 40 inputs with a choice of three input modules.

SATT (Sweden)

SATT Electronics AB, Tellusborgsvagen 90-94, PO Box 32006, S-12611 Stockholm. Phone: 08 81.01.00. Telex: 10884.
UK: AEG-Telefunken (UK) Ltd, Market Street, Maidenhead, Berks SL6 8AE. Phone: 0682 39171.

Two compact portable consoles of 4/2 and 8/2 sizes with full facilities.

SECK (UK)

Bandive Ltd, 10 East Barnet Road, New Barnet, Herts EN4 8RW. Phone: 01-440 9221. Telex: 25769.

Range of low cost mixers with sizes from small basic models to the 7682 with 16 channels.

SIEMENS (West Germany)

Siemens AG, D-7500 Karlsruhe 21. Phone: 0721 595-2428. Telex: 782851.
UK: Siemens Ltd, Siemens House, Windmill Road, Sunbury-on-Thames, Middlesex TW16 7HS. Phone: 09327 85691. Telex: 8951091.

Ranges of modular mixing consoles that can be used in many applications. Top of the range is the *Sitral C* console system offering up to 48 channels.

SOLID STATE LOGIC (UK)

Solid State Logic Ltd, Stonesfield, Oxford. Phone: 099389 8282. Telex: 837400.
USA: Musicworks International, 2352 Wisconsin Avenue NW, Washington, DC 20007. Phone: (202) 342-1501. Telex: 23440519.

Automated computer controlled consoles with a maximum mainframe size of 56 channels. *Total Recall* option allows storage of console knob positions.

SOLIDYNE (Argentina)


Solidyne Srl, Tres de Febrero 3254, 1429 Buenos Aires. Phone: 701-8622.
USA: Intectra, 2349 Charleston Road, Mountain View, California 94043. Phone: (415) 967-8818. Telex: 345545.

Wide variety of consoles from 4-channel portables to full studio modular multitrack consoles with over 32 input channels.

SONETEC (France)

Sonetec, 21 Avenue du Fort, F-92120 Montrouge. Phone: 654.07.07. Telex: 202347.

Range of modular recording/PA consoles with up to 32 input channels, smaller modular range with VCA control features and a compact 8/4 console for portable use.



Sonosax SX-A

SONIFEX (UK)

Sonifex Sound Equipment, 15 College Street, Irthlingborough, Wellingborough, Northants NN9 5TU. Phone: 0933 650700.

Ranges of consoles with models from 6/1 to 16/6 in intended for broadcast applications but also capable of smaller recording use.

SONOSAX (Switzerland)

Sonosax, Route d'Yverdon 27, CH-1028 Preverenges/Lausanne. Phone: 021.71.13.13.

Light and compact modular mixing system for multitrack use with wide choice of modules with standard features including VCA sub-grouping and a compressor on each channel.

SONY (Japan)

Sony Corporation, 7-35 Kitashinagawa, 6-chome, Shinagawa-ku, Tokyo 141. Phone: 03 448 2111. Telex: 22262.
USA: Sony Corp of America, 9 West 57th Street, New York 10019. Phone: (212) 371 5800.
UK: Sony (UK) Ltd, Pyrene House, Sunbury-on-Thames, Middlesex. Phone: 09327 89581. Telex: 266371.

Range of small basic mixers for portable use, The *MX-20* 8-channel unit can be ganged with another to form a 16-channel console.

SOUNDCRAFT (UK)

Soundcraft Electronics Ltd, 5 Great Sutton Street, London EC1V 0BX. Phone: 01-251 3831. Telex: 21198.

USA: Soundcraft Inc, 20610 Manhattan Place, Torrance, California 90501. Phone: (213) 328-2595. Telex: 182499.

Various ranges of consoles from PA/recording models whose functions are determined by the choice by modules, to several models of studio multitrack consoles with separate output groups and monitoring, some being automation ready.

SOUNDOUT (UK)

Soundout Laboratories Ltd, 91 Ewell Road, Surbiton, Surrey KT6 6AH. Phone: 01-399 3392. Telex: 8951073.
USA: Soundtracs Inc, 262a Eastern Parkway, Farmingdale, NY 11735.

Semi-portable mixing consoles for recording applications with sizes up to 24/4/2.

SOUND WORKSHOP (USA)

Sound Workshop Professional Audio Products Inc, 1324 Motor Parkway, Hauppauge, New York 11787. Phone: (516) 582 6210.
UK: Trad Electronic Sales Ltd, 149b St Albans Road, Watford, Hertfordshire WD2 5BB. Phone: 0923 47988. Telex: 262741.


Several ranges of in-line consoles for multitrack recording with up to 36-channel mainframes. Automation option.

SPECTRA SONICS (USA)

Spectra Sonics, 770 Wall Avenue, Ogden, Utah 84401. Phone: (801) 392-7531.
UK: (modules and components) Sun Recording Services, 34-36 Crown Street, Reading, Berkshire. Phone: 0734 595647.

62 ▶

DOUBLE PRECISION EQUALIZATION ONE-SIXTH OCTAVE



SERIES 4301
ACTIVE EQUALIZERS

- 1/6 Octave offers TWICE as much TUNING RESOLUTION as 1/3 Octave.
- Our 1/6 Octave Equalizers are COST-EFFECTIVE HYBRIDS of 1/6 Octave and broader bandwidth filters, typically 1/3 Octave. The DOUBLE RESOLUTION is concentrated where you need it the most for your tuning application.
- Recording Studio Control Rooms and other Small Volume Rooms tend to have more acoustic problems below 1000 Hz than above. Models 4301 and 4303 offer 28, 1/6 Octave bands from 40 Hz through 900 Hz plus 13, 1/3 Octave bands from 1000 Hz through 16 kHz.
- As the volume of rooms increase to Auditorium or Gymnasium sizes, the acoustic

problems tend to rise in frequency. Models 4310 and 4311 offer 29, 1/6 Octave Bands from 180 Hz through 4.5 kHz plus 12, 1/3 Octave bands from 31.5 Hz through 160 Hz and 5000 Hz through 10 kHz.

- We have a 1/6 Octave equalizer OPTIMIZED FOR SPEECH. The Model 4240 concentrates DOUBLE RESOLUTION in the SPEECH INTELLIGIBILITY band with broader bandwidth filters to trim either side.
- Quick and efficient installation of these new equalizers is made possible by the MODEL 200 SIGNAL ANALYZER which features inexpensive, field plug-in, INTERCHANGABLE FILTER SETS.
- Call or write us for all the details.

ONE SIXTH OCTAVE REALTIME ANALYZERS AVAILABLE

White instruments, incorporated
P O Box 698 AUSTIN TEXAS 78767
PHONE AREA 512/892-0752
TELEX: 776409. WHITE INST. AUS.

Distribution in U.K. & Western Europe
SCENIC SOUNDS EQUIPMENT
97-99 Dean St., London W1 Tel: 734-2812

product Mixing consoles guide

Custom and standard consoles for recording and broadcast purposes. There is a wide number of configurations depending on the choice of modules.

SPHERE (USA)

Sphere Electronics, 20201-A Prairie Ave, Chatsworth, California 91311. Phone: (213) 349-4747.

Standard and custom consoles for a wide variety of applications. Standard range includes *Eclipse C* console with interchangeable equalisers, VCA subgroups and automation.

STELLAVOX (Switzerland)

Stellavox, CH-2068 Hauterive, Neuchatel. Phone: 038.33.42.33. Telex: 35380.

UK: Future Film Developments, 36/38 Lexington Street, London W1V 3LE. Phone: 01-437 1892. Telex: 21624.

USA: ADB Alanco, 6630 Tailor Road, Box 108, Blacklick (Columbus), Ohio.

5/2 portable mixer with phantom and AB powering, built-in limiters etc.

STRAND SOUND (UK)

Rank Audio Visual Ltd, PO Box 51, Great West Road, Brentford, Middlesex TW8 9HR. Phone: 01-568 9222. Telex: 27976.

North America: Strand Century Ltd, 6334 Viscount Road, Malton, Ontario, Canada.

Two ranges of modular recording mixers with maximum size of 32/4.

STUDER (Switzerland)

Studer International AG, CH-5430 Wettingen. Phone: 056 2687 35. Telex: 53682.

UK: FWO Bauch Ltd, 49 Theobald Street, Boreham Wood, Herts WD6 4RZ. Phone: 01-953 0091. Telex: 27502.

USA: Studer Revox America Inc, 1819 Broadway, Nashville, Tennessee 37203. Phone: (615) 329 9576.

Several ranges of recording consoles in modular form with sizes up to 32 channel and some models with automation.

TAB (West Germany)

Tonographie Apparatebau V Willisen GmbH Co, PO Box 130534, Kleine Klotzbahn 27, D-5600 Wuppertal 1. Phone: 0202 447452. Telex: 8591742.

T30 Series of modular mixers that are constructed around differing mainframe sizes from a wide selection of modules to form consoles for the intended application.

TANGENT (USA)

Tangent Systems Inc, 2810 South 24th Street, Phoenix, Arizona 85034. Phone: (602) 267-0653.

Several ranges of multitrack consoles with input channel sizes up to 32 channels and full studio facilities.

TAPCO (USA)

EV-TAPCO, Division of Gulton Industries, 3810 148th Avenue NE, Redmond, Washington 98052. Phone: (206) 883-3510. Telex: 4492594.

UK: Electro-Voice (Gulton Europe) Ltd, Maple Works, Old Shoreham Road, Hove, Sussex BN3 7EY. Phone: 0273 778401. Telex: 87680.

Range of smaller consoles with stereo recording facilities and input sizes up to 36 channel.

TEAC/TASCAM (Japan)

USA: Teac Corporation of America, 7733 Telegraph Road, Montebello, California 90640. Phone: (213) 726-0303. Telex: 677014.

UK: Harman (Audio) UK Ltd, Mill Street, Slough, SL2 5DD. Phone: 0753 76911. Telex: 849069.

Wide range of consoles from basic 8/2 to the M-16 16- or 24-channel console with 16- or dual 8-channel monitoring.

TECHNICAL PROJECTS (UK)

Technical Projects, Electrosound House, 11 Marshalsea Road, London SE1 1EP. Phone: 01-403 3838. Telex: 885659.

The new name for the special projects division of Theatre Projects. They undertake custom console design include large post production models.

TECNICOBEL (France)

Tecnicobel, 8 rue de la Croix-Matre, BP26, F-91122 Palaiseau Cedex. Phone: (1) 920.80.39. Telex: 692543.

RB60 and RS50 Series of modular consoles with the RB60 console expandable to 42-channel.

TOA (Japan)

UK: Toa Electric Co Ltd, PO Box 82, Castle Street, Ongar, Essex. Phone: 0277 364333. Telex: 995554.

USA: Toa Electronics Inc, 1023 Grandview Drive, San Francisco, California 94080. Phone: (415) 588-2583. Telex: 331332.

Range of small mixers of up to 16 channel for stereo use.

TORE SEEM (Norway)

Tore Seem A/S, PO Box 10, N-1344 Haslum. Phone: 02.53.39.75. Telex: 19121.

SEESAM series of consoles from 24 to over 40 channels with automation. Also the SEEMIX series, a simplified version of SEESAM system and ranges of smaller consoles.

TOTAL AUDIO CONCEPTS (UK)

Total Audio Concepts Ltd, Islington Mill, James Street, Salford M3 5HW. Phone: 061 8346747. Telex: 668127.

Three ranges of mixers, two of which have recording applications; the TAC 1682 System for multitrack consoles up to 40/8/2 with 24-track monitor, and the TAC 1042, a 10/4/2 with 8-track monitor mix.

TRACKTECH (UK)

Tracktech, 159 Park Road, Kingston-upon-Thames, Surrey, KT2 6BX. Phone: 01-549 9130.

Compact in-line consoles in four sizes up to 24/24/16.

TRIDENT (UK)

Trident Audio Developments Ltd, Post No 38, Studios Road, Shepperton, Middlesex TW17 0QD. Phone: 09328 60241. Telex: 8813982.

USA: Trident (USA) Inc, 652 Glenbrook Road, Stamford, Connecticut 06906. Phone: (023) 357-8337. Telex: 643678.

TSM series of comprehensive multitrack consoles, Series 80 simpler multitrack consoles, Trimix expandable compact mixing system and from the Consumer division, the VFM series of budget consoles.

TWEED (UK)

Tweed Audio Electronics, Pinnaclehill Industrial Estate, Kelso, Roxburghshire, Scotland TD5 8DW. Phone: 0573 2377. Telex: 727633.

USA: Tweed Audio (USA) Inc, 12 Illex Drive, Newbury Park, California 91320. Phone: (805) 499-4764. Telex: 652337.

Offer a custom console building service as well as standard range of consoles including models from small portable units to larger consoles with 24 track monitoring.

WARD-BECK (Canada)

Ward-Beck Systems Ltd, 841 Progress Avenue, Scarborough, Ontario M1H 2X4. Phone: (416) 438-6550. Telex: 06525399.

USA: Ward-Beck Systems Inc, 6900 E Camelback Road, Suite 1010, Scottsdale, Arizona 85251.

Range of consoles for multitrack use but in connection with TV audio and broadcasting requirements.

WESTREX (USA)

Westrex, 2629 West Olive Avenue, Burbank, California 91505. Phone: (213) 846-3394. Telex: 698254.

ST3000 modular consoles with input/output combinations according to requirements. Also compact mixer for location work.

YAMAHA (Japan)

USA: Yamaha International Corp, PO Box 6600, Buena Park, California 90620. Phone: (714) 522-9105.

UK: Yamaha Musical Instruments, Mount Avenue, Bletchley, Milton Keynes, Bucks. Phone: 0908 71771.

Modular console ranges of up to 32 channels with dual PA and recording applications.

ZOOT HORN (UK)

Zoot Horn Equipment, 31 Station Road, London SE25 5AH.

Modular and expandable console systems with applications for PA and recording in various forms set by choice of modules.

lexicon

Urei

BGI SYSTEMS

SONY®

Wireless Microphone

JBL

Professional

Eastern Acoustic Works, Inc.

DD DOLBY

MAIN DEALER IN THESE
AND MANY OTHER
FINE LINES
COMPLETE SYSTEM DESIGN
AND INSTALLATION

HARRIS AUDIO SYSTEMS, Inc.

1962 N.E. 149 St., N. Miami, Florida 33181

(305) 944-4448 **SOUND EAST**

Michael Harris


SPARS

SOCIETY OF PROFESSIONAL
AUDIO RECORDING STUDIOS


Facilities:

The MR-3 is supplied complete with integral patchbay and varying frame sizes to accommodate up to 56 input channels.

Each input module has a full 24-track output-assign matrix and three bands of parametric E/q, with a high pass filter and optional variable 'Q' on each band.




In addition, each module offers six auxiliary sends and a direct assign button for multitrack recording.



Major console status changes are effected with one-button ease. Six modes of operation are available including two new statuses for broadcast and video post production.

The standard VCA faders enable the operator to establish VCA groups when recording and mixing. The console is prepared for rapid installation of three proven automation systems: Melkuist, Allison and Harrison's own Auto-set.



The Harrison MR-3. High on Features, Low on Price.

You can never afford to buy cheaply. What you must do these days is buy economically.

Recognising this, Harrison has developed the MR-3 music desk. High on impressive features, but not on cost, the MR-3 represents excellent value and a unique opportunity to invest in Harrison performance.

In other words the MR-3 guarantees maximum efficiency in 24-track recording.

The Harrison MR-3. Underpriced it may be, undermade it's not.

To find out more about the Harrison MR-3 contact F.W.O. BAUCH at the address below.



F.W.O. Bauch Limited

49 Theobald Street, Boreham Wood, Hertfordshire WD6 4RZ
Telephone 01-953 0091, Telex 27502

Post production at Disney

Bob Anthony

THE layout of the console system at Disney comprises four separate mixing panels – one each for dialogue and music, and two for sound effects – arranged symmetrically around a central producer's desk. Each mixing section houses 12 channels, and all of the desks are basically interchangeable. The features per channel are parametric equalisation (one high, two mids, and one low) plus high- and lowpass filters, panpot, four echo sends, and switches to compare tape-recorded signal to that coming off the fader. Grouped together near the top of every section are eight submaster selector switches which are all assignable, and eight reassigns. (The reassigns allow the engineers to electronically move outboard equipment to various channels of the board.) Although the number varies, there are usually at least two 7-band graphic EQ's per desk. One of the sound effects stations and the dialogue desk contain remote switching apparatus (forward, reverse, and stop) for operating the projector, replay machines, and the recorder.

The board also features a 'B' side, which doubles the number of inputs to 96 with a flick of a switch (assuming that sufficient replay machines are available) either all at once, or one channel at a time.

Sound effects mixer Frank Regula explains the advantage: "I have only 12 faders, but sometimes I need another loop for wind, traffic, etc. At one point in the reel where I don't need the cut track that's there, I'll have the crew-chief put the loop on the 'B' side. When I get to the point where I need it, I'll just punch it up, and in essence, I have an additional track."

Since the board was installed two years ago, the re-recording engineers – John Van Frey, dialogue; Nick Alphin, music; and Frank Regula, effects – have developed a strategy by which every project methodically acquires unique aural dimensions.

Dialogue

Of the three parts of any soundtrack, the dialogue is probably, in some ways, the least intricate, yet also the most important. When the dialogue tracks can't be understood, the film is severely crippled, if not completely worthless.


The dialogue is usually recorded on location with a ¼ in Nagra. However, some directors, like Robert Altman, prefer an 8-track recorder for specific applications. For

Walt Disney Studios in Burbank, California, have long been known for their successful film and television projects. One of the contributing factors in the overall quest for excellence has been the quality and care that goes into each magnificent soundtrack. As a means of upholding that fine tradition, Disney's audio department ordered a mammoth, state-of-the-art, re-recording board from Harrison Systems, Nashville.

example: given eight actors, eight radio mikes may be fed to individual tracks, which are later mixed and transferred to 35 mm magnetic film. From this point on, all the tracks are treated the same. After being cut by the editor, the tracks are brought to re-recording where John Van Frey, the editor, producer and other interested parties, scrutinise the entire show for dialogue quality. The decisions are made as to what needs to be looped, or lived with.

If the original tracks are not usable, the actors must be brought into the studio to re-do their audio parts. However, the two alternatives for recording them are either individually, or in a group, neither of which is totally sufficient. Recording all the parts at one time around a single mike very seldom produces an aural perspective that matches the visual perspective caught by the camera on the set. The better alternative, from the engineer's point of view, is to record the actors separately. But this means the actor must try to recreate his dialogue with no other stimulus. This, also, generally yields a less than satisfactory track, because it lacks the proper level of emotion.

"One of the biggest problems I have," says Van Frey, "is matching dialogue done on location with dialogue recorded on a sound stage. Hopefully I can find out from prod-



uction what mike they used on the live stage and match it. Overall, the best tracks for me to work with are ones that are clean with no reverberation or ambience of any kind. If that ambience effect is necessary, I can add it electronically with digital delays, echo units, etc, but if the original track has a lot of ambience, it can't really be removed to match a drier scene."

Once these discrepancies are ironed out, the tracks are mixed with what few outboard effects are necessary, and the dialogue is finished.

Music

Nick Alphin oversees the music tracks from studio recording through re-recording. "We do everything right here on the lot, all live with 40, sometimes 60, people in the orchestra, depending on what the conductor wants. We mix down to the specific format on 4-track, 35 mm mag sprocketed film. The mixing process is tricky, because we must make sure that the mix in the studio control room will translate to the 500-seat re-recording theatre. The studio booth has JBL 4333 placed about 10 ft away from the mixing position, with live end/dead end acoustic treatment on the walls. The re-recording room, although designed to simulate the equivalent of three-quarters full, is

still pretty live. Luckily, it's fairly representative of a standard theatre. What we hope for is that when we get to the dubbing stage, the mix doesn't need a lot of EQ."

If the project is headed for viewing via a mono medium, like television, Alphin will mix down the strings to one track, the wood and brass on another track, and all the rhythm section and keyboard player on the last so there are just three 'stripes' (tracks) to work with. That affords him at least some control over the separate orchestra sections, when he gets to the re-recording stage.

"For TV, a lot of composers, and I agree with them," says Nick Alphin, "will dub the tracks down on a teeny *Auratone*, because we know that the mix will eventually play on something similar to that. In fact, I've had composers dub down to just a mono track, and mix on a small speaker right in the studio."

The size of the theatre does introduce a slight inconvenience when working on television projects. "We really can't do a perfect mix for television in here," Alphin points out, "because we're mixing in such a big room. If we do it correctly on the big monitors to sound right on a small speaker, the producers don't usually like the balance. They don't realise that people listen to TV in their homes at a much lower level than what's considered normal in a dubbing studio. At low volumes, the voice still pops out, but the music and effects are lost. Instead we'll crowd the music and effects a little tighter to the voice for a television mix than we would for a project headed for theatre distribution. Fortunately, we'll be building a smaller room for television mixing."

Stereo film projects are not 2-track mixes, but 4-track left, centre, right and surround. Because some cues, such as those accompanying an intimate love scene, might not be necessary in the surround location, only the left, centre and right are mixed in the studio. The surround track, when needed, is derived during the dubbing process by combining the left and right channels, and feeding the composite to the back speakers through a time delay. Unfortunately, mixing flexibility, as it pertains to sections of the orchestra, is sacrificed for the true, 3-channel stereo required by this track configuration.

Effects

The complexity of most contemporary shows, necessitates a large

number of sound effects tracks per project. "At one time, some of the features done here would have only 10 or 12 effects tracks," remembers Frank Regula, effects mixer. "Now, particularly with stereo, there are up to 100 or 120 tracks. *The Black Hole* had 130 effects tracks on one reel, and a lot of those were stereo. The cue sheets go on forever. On those projects, where we have to keep pre-dubbing down, we'll be doing effects up and down the entire board. The more hands there are, the faster it goes."

Whenever dialogue has to be replaced and looped, the background effects on those tracks, like footsteps, clothing movement, etc, are also lost, and need to be replaced. Regula may be called upon to record those on the separate Foley stage. He may also be required to go out in the field, and make effects tracks, like stereo backgrounds. Even though Disney Studios has a colossal sound effects library, new live elements may work better. Because the effects library goes back so many years, many of the elements are on noisy, optical tracks, and are not of acceptable quality for contemporary stereo pictures.

Any experimentation with 'magic sounds' (sounds requiring outboard equipment) or synthesiser work is done in the theatre, too, before the final dubbing takes place. This saves money during the re-recording process, because all the special sounds are worked out ahead of time.

During the cutting and editing, Frank Regula makes pre-dubs, and runs pieces of film in the theatre for review by the production staff. This is the time for decisions concerning noise levels, clarity, accuracy of sound, and so forth. For dubbing, all the elements are laid out in the most convenient order, depending on the particular project requirements. Regula determines the optimum layout available from the cue sheets, all the while trying to retain enough room for all of the tracks.

The effects tracks may be broken down into sections. For example all background parts will be kept together on a certain group of tracks and a pre-dub made of that. "I always want to keep backgrounds away from any moving effects like car chases, sirens, and whatever else will be fluctuating in level," stresses Frank Regula. "If the project calls for a chase scene with cars, those may be broken down into two sets of elements — the good guys' car sounds, and the ones that belongs to the bad guys. From those tracks, the squeals are pulled out, and laid on separate tracks. Likewise, each of the automobile engines get their own tracks. The object is to give ourselves as much flexibility as possible, and still get all the elements on the tape machines. That way, if the producer asks for



Nick Alphin


more screech, hopefully, I won't find it tied up on the same track as the car engine.

Balance

The primary focus of any mix is to ensure that the dialogue, the music and the effects are balanced with one another. The projectionist at any playing theatre will set the audio at a comfortable level that's determined by the volume at the beginning of that show. If marginally-low dialogue is accompanied by loud effects and/or music at the beginning of the first reel, most theatre owners will turn down the overall volume. The result is that for the whole show, no one will understand the dialogue.

"You have to fool the operators in the theatres," says Nick Alphin. "They'll walk into the theatre during the first 100 ft of film, and arbitrarily set a level that will remain for a month. We have to give them something that we know they'll set at a reasonably normal level. If we confuse them with some odd mix, they'll hurt us out in the field."

Frank Regula



Frank Regula offers an example: "If the film starts with a huge loud explosion, the theatre owner will set the level of those explosions so he feels his speakers aren't going to be destroyed. What that means is that any dialogue that accompanies loud effects near the beginning, has to remain approximately the same level throughout the picture. If the mix volume is brought down, the audience will lose the dialogue at that point in the film."

The general rule of thumb is to do the dub at a pre-determined dubbing room sound pressure level, and keep everything in balance. The determination of the soundtrack's overall volume in a playing theatre is left up to the owner; he can crank up his system to whatever makes him happy. "You can always go up in volume," adds Nick Alphin, "but you can't always go down in the theatre, because you lose that delicate balance between the parts. The delicate background sounds, like breeze effects, get lost.

Interestingly enough, one of the most difficult situations that all of the

engineers encounter is not of a technical nature. Obstacles occasionally arise when dealing with the backfield — the editor, producer, and all the other people who have input on any given project. One person is always easier to deal with than a committee, but even the solitary producer or director can generate a number of disagreements.

The playback levels demanded by the production staff during dubbing is a case in point. "If the producer or director tells us they want the tracks louder to their ears," mentions Alphin, "the only way to accomplish that is to turn up the monitor to some extreme. But that fools everybody. Then we're changing the parameter of our ears in the room. We try to get our balance first, then turn up the level in the room when we play back the whole reel. Printed on mag, we peak at zero VU on the desk meter, but electronically, that translates to about +4 dB. That's 1% distortion. If the element is an explosion, we can sometimes go over that, because we don't care if the signal breaks up."

Another consideration along the same lines, is the producers who "like to hear a little scenario taking place off screen all the time in order to keep the action alive," says Frank Regula. "For instance: in a suburban setting, he may want to paint a picture with the sound of a lawn mower, kids, a bicycle, because he doesn't like the film to get too quiet. Well, that can present a problem sometimes. There's only so much sound you can put into a scene that the viewers are going to recognise without setting up the presence of those object ahead of time. He may want to hear sprinklers and birds off-camera, but unless you show a character watering a lawn somewhere prior to that, the sound is just going to be in the way. At difficult times like that, we try to persuade them that that's not the way to go. But they're the boss. We end up doing many things that are not our own ideas."

That's the one barrier that no amount of technology will ever be able to overcome. But that's good. Audio engineering shouldn't get too easy.

Biographies


John Van Frey started his career with Ryder Sound Services in Los Angeles, and worked for MGM and Warner Brothers before settling at Disney, where he's been for more than 20 years.

Nick Alphin started 'inside' on the lot doing loading, recording and various other jobs. He took a 'one day call' and has been with Disney just about 17 years.

Frank Regula spent a number of years in production doing mixing for shows. The following 12 years were spent at Warner Brothers as a boom man and mixer. Like Alphin, a one day call at Disney's led to what now amounts to almost 15 years of work.



SPOILT FOR CHOICE.



When you come to choose your new multitrack, deciding on a Studer will probably be easy. What will be a little more difficult will be which Studer to take - the new A80/VU Mk III or the new A800.

Both machines are superb examples of Studer precision. Both come with the new

narrow head block that cuts the travel distance between the erase and record heads to 88 milliseecs at 30 ips (now available as a conversion for existing A80/VU models). And both are available in several tape width/channel number configurations.

Whatever your criteria, choosing between the

A80/VU Mk III and the A800 won't be easy. But then Studer never have been in the habit of taking the easy way out when it comes to performance.

STUDER
INTERNATIONAL AG
CH-8105 Regensdorf Telephone (01) 840 29 60

F.W.O. Bauch Limited

49 Theobald Street, Boreham Wood, Hertfordshire WD6 4RZ
Telephone 01-953 0091, Telex 27502

STUDER REVOX AMERICA INC Nashville Telephone (615) 254-5651 STUDER REVOX S A R L Paris Telephone 533 5858 STUDER REVOX CANADA LTD Toronto Telephone (416) 423-2831

Studiofile:1

Gerim Recording Studio, Chicago

Back in the '50s and '60s, Chicago was famous as the home of blues and R&B artists who would later prove to be the starting point for the rock revolution in the US and England. At the heart of the scene was Chess Records, through whose 3-track facilities passed such luminaries as Chuck Berry, Muddy Waters, Bo Diddley, and a group of studio musicians who would go on to form Earth, Wind & Fire. When Leonard, the last of the Chess brothers, died in 1969, the label moved its offices to New York, and within two years had lost almost all of its artist roster.

Gerald Sims, an imposing but soft-spoken black man, started working for Chess as a studio guitarist in 1962. Over the next several years, he moved around to Okeh and Brunswick Records, finally returning to Chess as a producer, with his own label for local musicians, called Gerim.

After the studio closed down, Sims spent his time teaching and selling musical instruments, although he did take brief forays back into the recording world, producing a gold record with Jerry Butler for Mercury, and a less successful solo album on Warner Bros.

In 1979, after it had been used as a dance studio for several years, the old Chess building was put up for sale. Sims thought the time would be ripe for him to get back into the business full time, and so he snapped it up. In February, 1981, Gerim Recording, at 2120 South Michigan Avenue (and if that rings a bell, check your old Rolling Stones albums—they were here, too), opened its doors.

Gerim Recording now has two studios. Studio A, the original Chess room, boasts an Amek 28/24 console and an MCI JH-114 24-track deck with *Autolocator III*. Monitors are *Time-aligned UREI 838s*, powered by BGW amps. Mixdown is to a Studer B67, with an Otari 5050 serving as a second stereo deck. There are a pair of Ashly comp/limiters, a pair of UREI 1176s, a Pultec EQH-2, and a Lexicon *Prime Time*. Reverb is provided by an *Ecoplate*. Two live chambers from the Chess days are still intact, but they are not hooked in. In the 40 x 24ft studio room, EV *Sentry III*s provide monitoring for up to 25 musicians. "The studio is set up for straight-ahead sessions and a live sound," says Sims. "I think that type of recording is coming back."

Sims and chief engineer Harry Brotman were in large part responsible for the control room design and the acoustic treatment in the studio. "I read all the books," recalls Sims, "and then collaborated with Pyramid Audio, who contracted it out." The treatment in Studio A is



Control room B

fairly simple, consisting of ceiling bass traps, recessed monitors, and large cloth panels along the long walls to break up standing waves.

Studio B, which smells deliciously of fresh-cut wood, is, on the other hand, less than half the size of the 24-track room, and is clearly more oriented towards overdub sessions. The equipment is mainly Tascam: 90-16, 80-8, and 25-2 tape machines, and two *Model 5* mixers hooked up in tandem along with four *Model 1s*. Another Otari 5050 stereo machine is here, as are two more Ashly comp/limiters, an Orange County *Vocal Stressor*, and Tapco reverb and graphic eq. There is also a Master Room reverb unit. Monitors are JBL 4315s and miniature Braun speakers, powered by Yamaha, Tapco and Sansui amps. "We use this room mostly for in-house demos," explains Sims, "but it also provides our outside clients with a choice of what kind of recording they want to do and how much they want to spend." The 24-track studio goes for \$100 per hour, and the 16-track is \$50.

The two studios are connected by a 15 x 12ft "string room", lined entirely with wood tiles, in which resides a Knabe baby grand piano. Sims intends to acquire a Steinway grand shortly, and will then move the Knabe into Studio B permanently. Other house instruments include a Rhodes 88 and a Hammond B3.

The microphone complement is solid without being overly elaborate. It features the usual AKGs, Shures, Sennheisers, and Electro-Voices, as well as an impressive number of Neumann U87s. The house tape is Ampex 456, which is almost always used at 30in/s with no noise reduction. "In my experience, noise reduction has a subduing effect on the sound," says Sims, "so I stay away from it. When I explain that to my clients, I find I have no trouble convincing them to spend the extra money on tape, particularly if they're going to be taking their tapes around to other studios."

The studios are up a flight of stairs, and Gerim's offices are on the

ground floor. Leonard Chess's old office in the rear is now a large open concrete space, ornamented only by a set of disco lights in the ceiling.

"They were part of the deal when we bought the wood tiles for the string room," explains Kathy Newman, studio manager and Sims's stepdaughter. "We don't use them for anything yet, but we do like the space as a rehearsal room."

"I'd like to do some in-house video production in there," says Sims, "and right now we're working on getting some 1/4in equipment that we can eventually sync up with A control. Video's definitely the coming thing, but it's still a few years off. Once every home can afford a videodisc player, it'll be a must for every audio facility to have at least some video. We figure now is a good time to start in and get our feet wet."

In the few months that the studio has been open, business has been good, both for the rejuvenated Gerim label and independent projects. Sessions have included a gospel album with Mitty Collier, a Cleveland R&B group called 7 Miles High, and a new wave band called the Trouts. "When we opened, we didn't have any built-in clientele," says Sims. "We still need to find our business. Unlike the big rooms around town, we promote ourselves in the local papers." But, as Newman

says, "it's not so bad building a studio up slowly. It gives us the chance to catch up with ourselves, and see how we can do things better."

About half of the studio's time is spent on Gerim Records projects, with most of the remainder taken up by independents. The studio has done a couple of commercials, a field that Sims would like to explore further, but, as he says, "We're really just set up right for music production."

"We have a very competitive room," he goes on, "so it's really just a matter of time before things start to really grow. We're not a big record company with PR men at every radio station coast to coast, so we have to tiptoe—promoting the studio and the label step by step."

Gerim has had its share of media coverage, however, including, while I was still in town, a segment on a local TV magazine called *On Cue*. The one item that seems to attract the most attention is not the string room, the mic collection, or the console. Rather, it is a door that leads to the back stairway, right behind the pay telephone and the Coke machine. On the door are scribbled many dozens of long-disconnected phone numbers of important people from the Chess days—session players, producers, and suppliers of various and sundry goods and services. There is even a number for Andrew Oldham.

The history of the building in which Gerim Recording is located is no doubt an attraction for those clients who would like to attach themselves to a legend, but, as Kathy Newman says, "We can't sell the studio on what it used to be." On the contrary, Gerald Sims and his staff are making a strong effort to provide a modern, quality facility for local music, black and white, in a town whose recording scene today is dominated by commercial clients. And that, in itself, might be of some historical significance.

Gerim Recording Studio, 2120 S Michigan Avenue, Chicago, Illinois 60616, USA. Phone: (312) 326-5450.

Paul D Lehrman

Tasco at Wembley Arena

Wembley Arena is no place for an inexperienced PA company, and in terms of sound engineers, it is well-known for sorting out the men from the boys. The usual approach is to have the stage positioned at one end with the PA flown above it, generally resulting in an acceptably good sound in the front seats but getting steadily worse as you move away from the stage. The direct to reverberant sound ratio decreases, until flutter echoes and discrete repeats, occurring somewhere in the rear sections of raked seating, make any plans of serious musical appreciation abortive. Other approaches have included going to the expense of rigging a number of individually

driven systems, suspended from the roof at various points around the stadium, using a series of DDLs for time alignment, frequently with unsatisfactory results. Probably the most expensive, and certainly the most successful method to date is to suspend a system in a circle above a circular stage, and do the show in the round. There are only a small number of artists who can, or want to, afford such a rig, however Diana Ross is happily one of them, and it was this method that Tasco used for her series of concerts at Wembley in June.

Although Tasco are keen to point out that there is no such thing as a Tasco system, and that they will put

68 ►

Studiofile:2



Tasco cont'd

together a rig to suit their client's needs and pocket, their number one system, and the type used at Wembley, is the Harwell, designed by Roger Harvey who has given Tasco an exclusive worldwide licence for its use. A basic system is made up of a number of stacks, with each stack comprising a bass unit, a low-mid unit and a combined high-mid and high unit. The bass cabinets measure approximately $1.3 \times 1.0 \times 0.8\text{m}$, with the low-mid and the high-mid/high units having the same length and breadth, but half the height so that any number of any combination of units can be stacked or flown together, depending on the requirements of the venue, whilst still maintaining good visual appearance and stability.

Roger is understandably reticent to divulge the exact details of each

unit's design, but the bass cabinets contain a pair of Gauss 15in drivers which are front and rear loaded with folded horns, taking the useful response down to around 30Hz. The low-mids come in at 200Hz, and use a design which Roger refers to as peripheral loading: two 12in drivers, usually JBL, are mounted diametrically facing each other, with a pair of saucer shaped, aluminium cast phase plates between them, so that the sound is dispersed out around the periphery of the units, feeding into a flared horn. Crossover point for the high-mids is 1.25kHz. They use a pair of JBL 2441s both driving into an aluminium cast diffuser which looks like a larger version of a JBL bullet, feeding into a glass fibre flared horn, with anything over 6.3kHz being taken care of by four JBL 075s. For heavier bands, sub-bass units are also available. These

—normally driven by a dbx sub-harmonic synthesiser called a *Boom Box*, which produces at its output a signal one octave below that at its input—can make full use of the response of the sub-low units which can apparently function usefully at 15Hz. As these concerts were thought to be more or less cabaret shows, the response of the bass units was considered sufficient, and no sub-bass was used.

Roger quite openly states that there is nothing revolutionary about the design of the system, or the principles on which it is based. It is the exact dimensions of the various constructions such as the horn throats, and the relative path lengths of the front and rear loading on the bass units, together with the extremely high standard of materials and construction that make the system's performance special, not only aurally, but also in terms of durability on the road. Apart from the drivers, about 90% of the components that go to make up the system are designed by Roger and built in the workshops on site at Tasco's warehouse in Lambeth Road, or by local labour over which he can keep a close watch.

The system for Diana Ross consisted of 16 high-mid/high units, 16 low-mids and eight bass bins flown above the centrally placed stage, driven as four separate systems at right angles to each other, on axis with the arena. In addition to this there were also eight full range units, suspended under the main rig, pointing down towards the front rows of seating. Each of the four quadrants had its own crossover and

Klark Teknik DN27 graphic equaliser, and was aligned separately using a Klark Teknik DN60 spectrum analyser together with the ears of engineer Barry Newman. The crossovers, also designed by Roger, were capable of driving a 6-way system, with switchable crossover points, using either 18dB/octave or 36dB/octave filtering; the latter slope being used in this case. The gear was brought in on Sunday to be rigged ready for the first show on Wednesday night, including a total of 38 electric winches which were suspended from the main supports of the roof by their main cables plus two sets of safety cables to comply with the GLC's safety regulations. The system was powered by a combination of BGW and Crown amplifiers.

All auxiliary equipment was mounted in custom-built rack units which Tasco call 'Satellite Racks', and can be filled with anything that the client desires, and connected via a multicore cable to a central patchbay. Via this, anything can be patched to anything; in this case a fairly standard array of compressors, gates and DDL/reverb units.

The sound was very good. The band was very laid back with Miss Ross' vocal well out in front. The Harwell system has met the general approval pretty well wherever it's been, and although it's substantially more expensive than its rivals, it is well booked up for the next few months.

James Francis

Tasco Sound Ltd, 113 Lambeth Road, London SE1. Phone: 01-582 3020.

Nimbus 9/Soundstage, Toronto

Somehow, I figured I was in for an interesting time when I decided to pay a visit to Nimbus 9/Soundstage. In reply to my initial inquiry, I received a 2-page computer-typed letter from chief engineer and studio manager Jim Frank, extolling the virtues and the history of the place, and describing the many, many activities that go on under the company's split-level roof.

My suspicions were confirmed when I arrived. On one side of the lobby lies the recording suite. On the other, a computer complex that would do justice to a medium-sized bank. Out back is another studio where David McLey was playing with the latest version of his digitally-controlled analogue synthesiser, and the lobby itself, with its exposed brick walls, butcher-block desks, plus couches, and track lighting, could have been a furniture showroom. I soon found out that it once was just that.

The story of how the furniture left and the recording gear and computer hardware found a home here goes something like this: "In the late '60s, Jack Richardson was an agency

account executive for Coca-Cola," says Jim Frank, as he settles himself on a machine that dispenses that very beverage. "He produced a lot of commercials, both film and audio. One year the company decided to offer a record album as a prize for sending in bottle caps, and they asked Jack to produce it. One side was an unknown band out of Winnipeg called The Guess Who.

"He got the band a contract with RCA, but when their big single, *These Eyes*, started to fade, RCA wouldn't save them. So Jack quit his job, mortgaged his house, and took off to work with the band himself. He ended up doing so much producing, away from home, that his wife took out a full-page ad in *Billboard* that said, 'Jack — please come home! Shirley'. Of course, the record company had something to do with the ad, too."

The work included three albums for Poco, and Alice Cooper's first success after leaving Frank Zappa's fold. "Shep Gordon, Cooper's producer, left some of the band's early stuff on Richardson's desk one day," says Frank, "and the joke around the office was that whoever screwed something up had to

produce these guys." Meanwhile, Al Macmillan, a local musician, found a furniture warehouse, set well back from a residential street, in the Yorkville section of Toronto, which at the time was in transition from hippie haven to ultrachic quarter, and joined Richardson as a partner, Macmillan hired Bob Ezrin who was a musical director for shows, to be Richardson's assistant. Ezrin was the one who recognised Alice Cooper's potential, and *I'm Eighteen*, *Billion Dollar Babies*, *Welcome to My Nightmare*, *Only Women Bleed* and other discs were the products of that collaboration. "It was an amazing match," says Frank.

Ezrin and Richardson were not happy with their constant travelling to New York and Los Angeles, or with the studios they had to work in in those cities. In 1972, they leased part of Macmillan's building and built their own 16-track studio, equipped with 3M and Ampex tape machines and an Audiotronics console. A year or so later, Richardson and Ezrin invited some of the staff from the Mastering Lab in Los Angeles, where they had had many of their albums cut, to come to

Toronto to re-do the control room, build a mastering room and modify the board.

"Bud Wyatt was one of the team," says Jim Frank, "and he took most of the transformers and a lot of the extra line amps out of the board. We ended up with the first transformerless console in Canada. Audiotronics heard what we were doing and got a little curious. They sent a rep to check out what was going on, and Bud just handed him a box of parts."

By the mid-70s, with the cutting room in full operation, Nimbus 9/Soundstage began to experiment with audiophile-oriented direct-to-disc recording. They started with a punk group called Rough Trade, and then branched out into big band and experimental jazz and classical music, with such artists as Ruggiero Ricci, Boyde Neel's Toronto Chamber Orchestra and The Boss Brass. The records, mostly on the in-house Umbrella label, won several engineering awards, and one was even nominated for a Grammy.

By 1978, the studio had under its belt Peter Gabriel's premier solo album, a Bay City Rollers album,

70 ▶

★ MULTITRACK ★ BROADCAST ★ VIDEO ★ FILM POST - PRODUCTION ★
★ CONCERT SOUND REINFORCEMENT ★ LOCATION RECORDING ★
★ 10 RANGES OF CONSOLE FOR THE WORLD SOUND INDUSTRY ★



AMEK

THE SOUND OF YOUR FUTURE

SSS
SCENIC SOUNDS EQUIPMENT LTD
97-99 DEAN STREET, LONDON W1V 5RA
ENGLAND

01 734 2812 telex: 279339

Australia: Iain Everington (02) 371 9009
Belgium: SED ASC (02) 520 0871
Canada: Audio Concept (514) 652 3749
Holland: Jenke Rons B.V. (20) 372121
Italy: Audio International (2) 714281
Japan: Continental Far East Inc. (03) 583 8451

Denmark: A. B. Musik (45) 619 0959
France: Cyborg (1) 845 3448
Germany: B.F.E. (06131) 4530
South Africa: Etron (11) 29 3066
USA: Everything Audio (713) 995 4115
Westbrook Audio (714) 699 1203

AMEK SYSTEMS & CONTROLS LTD
ISLINGTON MILL, JAMES STREET
SALFORD M3 5HW, ENGLAND
061-834 6747 telex: 668127

Studiofile:3

Nimbus cont'd

and the *Night Moves* single by Bob Seger as well as the Alice Cooper and Guess Who albums. Ezrin left the company to strike out on his own (although he still works often at the studio) and in early 1980, Richardson followed suit. David McLey, a prolific composer and synthesiser designer, whose own collection of computer hardware and 24-track recording equipment was taking over both his apartment and the warehouse space he had rented, joined the firm, along with several other investors. The infusion of capital, about \$250,000 worth in the studio alone, allowed the company to take over the rest of the building and to set up a sophisticated computer research facility, dedicated to the problems of music and recording.

The studio is now a 46-track facility, with an MCI JH-532 automated console sitting front and centre. (The old board is still around, as well. It was moved into what had been the cutting room and is now a separate 8-track studio, the property of a partially-jointly-owned radio production company called Skywave.) Tape machines are an MCI JH-24 with Grady head stacks, an EECO synchroniser, and a Sony timecode generator. The studio does plenty of video scoring and overdubs for jingles and film, and there is a Sony 3/4in cassette machine, and a 21in Sony monitor. This last is also used to display console automation data, in conjunction with a UREI Vidigraf system. Mix-downs and dubs are handled by a pair of stereo Ampex ATR-100s, a 3M M79, a 1/4-track Revox, and an additional ATR-100, equipped with mono heads, four speeds, and VSO. There are 26 channels of Dolby. Digital recording is also available, on a special order basis.

Monitors were originally Audio-techniques *Super Reds*, but they have been replaced with custom built speakers designed, according to Frank, "to eliminate the existing problems without creating any new ones". UREI subwoofers and horns accompany Altec 604-E2 drivers, and they are tri-amped with Phase Linear power amplifiers through Audiotechniques *Time Sync* crossovers. The cabinets were designed with the help of the company's own computers and acoustic programs.

Other monitors available are JBL 4301s and 4311s, and *Auratones*.

There is a very wide range of outdoor gear, including UREI, Teletonix, Pye, and Flickinger limiters; plus Pultec, Lang, API, and Flickinger equalisers, Eventide *Instant Phaser* and *Harmonizer*, Quad-Eight gates, an Orban de-esser, Burwen noise suppression, and a *Scamp* rack. Reverb is supplied by two EMT 140s and a 240, a Lexicon 224, and an AKG

BX-20. In addition, a small hallway is used as a live chamber. Microphones, which total over 35, include Neumanns, AKGs, Sonys, Shures, Crown PZMs, Sennheisers, Beyers, and Electro-Voices.

The studio room measures 24 x 48ft and features very flexible acoustics. It sits on an 'acoustic resin' concrete floor, and in the lower third of three of the walls are concealed honeycomb bass traps. Instruments on hand are a 1921, 7ft Steinway grand, a honky-tonk upright piano, a Rhodes, a *Clavinet*, a harmonium, a Hammond C3 with Leslie, and assorted percussion.

The other side of the building belongs to Nimbus' sister company, Syntronics Music Corporation, and that is where the impressive VAX computer system made by Digital Equipment Corporation lives. The company boasts a large staff of programmers and engineers who spend their time researching and developing products, programs and systems for the needs of the music industry, present and future. The studio's automation system is not hooked into the large computer, but Frank says that some kind of interface is not far off. The computer is, however, in use for all sorts of office functions, including correspondence. Its primary centre of activity, at least at the time of our visit, seems to be David McLey's synthesiser.

The *McLeyvier*, as it is called, was presented to the world soon after our visit, at the New York meeting of the Audio Engineering Society. It is an extraordinarily clever and easy-to-use system geared towards the serious composer. It can simultaneously synthesise up to 128 voices (in its largest version), and it has an absolutely gorgeous and ingenious notation system, with a quick line-plotter attached to print out scores. Syntronics has hired a fancy New York public relations firm to get the word out on the *McLeyvier*. The exhibit at the AES was a tremendous success, and the *McLeyvier's* suite was one of the busiest in the hotel.

Although the Nimbus 9/Soundstage studio is not the largest recording facility in Toronto, it and the companies with which it is affiliated are no doubt at the forefront of all sorts of technological development. With a staff of three full-time engineers, it often finds itself operating around the clock. Despite the high-tech operation—or maybe because of it, and the confidence that the knowledge that the studio is so ready to face the future inspires—it is still the friendly, private place that Bob Ezrin and Jack Richardson designed it to be.

Paul D. Lehrman

**Nimbus 9 Productions Limited/
Soundstage Division, 39 Hazelton
Avenue, Toronto, Ontario M5R
2E3, Canada. Phone: (416) 961-
9688.**

Aosis Recording Studio

Aosis finds itself on the third floor of what was, in 1829, the new Chappell's piano factory. If you want to find it you'll need fairly precise instructions as to where it is—when I went to see it, there were very few clues to give it away. The six flights of narrow stairs leading up to it will have all but the most stout-hearted reaching for the piece of paper with the address on. There is, however, a large 1/2-ton goods lift which is soon to be modified to take passengers as well, and access for equipment into the studio is quite good.

The studio is owned by the partnership of Jim Hawkins and Ken Capper, which was founded back in the autumn of '79 with the expressed intention of building a studio as the centre of a production company, as well as an independent commercial concern. At the beginning of 1981 they finally found the Belmont Street premises and finished the basic construction work around October of that year.

Jim takes care of most of the administration, pulling on his experience in owning, running or working for, various equipment/instrument hire companies around town, and his resultant involvement with recording studios. Ken, who was a balance engineer on the Manor Mobile for a couple of years, is the house engineer, and is responsible for designing the basic structure of the studio and offices. He was around when Eastlake built The Townhouse, and having seen the construction, on and off, from start to finish, used many of the same techniques in the building of Aosis. The third floor had previously been used as a warehouse and as such it was one big, open space without a single wall or partition. Ken did a set of drawings showing the basic layout he wanted and suggested methods of construction. These he took to Andy Munro of Turnkey Two, who after doing the necessary calculations, made a few alterations and drew up a set of working plans. Jim and Ken took it upon themselves to do all the physical construction of the place, only bringing in a carpenter for the final fixings.

There is a small reception which leads through into a modest kitchen/lounge area of about 10 by 17ft, equipped with a pinball machine and a Space Invaders-type video game, together with the basic kitchenware necessary for the preparation of simple snacks. Out of here and across a corridor brings you into the studio floor area of about 480 ft² which includes an 8 by 8ft drum riser. The whole thing is floated on two inches of rockwool, and the floor has been split into two across its width to give two mechanically isolated areas. On top of the rockwool is a layer of high density chipboard, two layers of thick felt carpet underlay plus a layer of

carpet. The walls, which are also floated, are built around a 4 by 2in timber frame containing two inches of rockwool sandwiched between two half-inch fibre boards, finished on the outside with chipboard and on the inside with plasterboard. The ceiling is of a similar construction but has an extra layer of rockwool. On completion, standing waves were found to be noticeable between the two parallel side walls; these were eradicated by replacing the plasterboard with pegboard in certain areas to provide extra broadband absorption. The drum riser has also been isolated by means of concrete, rockwool and chipboard. The double solid fire doors leading to and from all the main areas of the studio were fitted with standard domestic handles, but the fits were so tight that Ken actually had to remove the seals on a couple of them because people were having difficulty in shutting them, due to the air pressure between them. The acoustic separation between the control room and the floor area was good.

An 8 by 4ft, triple-glazed window allows a good view of a fairly large control room, the construction of which is similar to the playing area, except that an extra 4 by 2in structure was added to form the now almost classic V-shaped ceiling, together with a couple of active bass traps in the rear of the side walls. The desk is a Soundcraft 1624, with a 3M M79 24-track, a Studer B67, a Revox PR99, and a pair of Lockwoods with Altec dual-concentric drivers, which replaced the original Tannoy drivers, after listening tests showed them to suit the room's 'over enthusiastic' bass response. The Altecs are driven by a Quad 405 as are the pair of *Auratones*. The auxiliary equipment includes an Eventide 949 *Harmonizer*, a Roland SDE2000 DDL, a Roland phaser, an MXR flanger, a pair of Roland stereo 15-band graphics, an ADR *Scamp* rack with two gates and two compressors, an old Altec valve compressor and a pair of ADR FX760N *Complex* limiters.

A good selection of microphones include a number of Neumann, Calrec, AKG, Beyer and Shure models, with a vast selection of instruments and other equipment available from the sister hire company, free of charge when it isn't out on hire. Permanently in the studio is a Yamaha 7ft 6in grand, a Fender *Rhodes 88*, a Hammond C3 and a Pearl kit fitted with roto-tom-type heads, with a choice of a Gretsch or Sonor snare.

The overall finish of Aosis is rough, but I was assured that plans for cosmetic improvements were in the pipeline. Its appearance, together with the price of £20 per hour, belies the amount of knowledge and understanding that has gone into the studio's construction. **James Francis Aosis Recording Studio, 10a Belmont Street, NW1. Phone: 01-267 4680.** ■

**Sony have just
made the
world's most
advanced 24-
track analogue
recorder...**

AES Convention Anaheim

preview

Due to the unavailability of a full list of exhibitors until very shortly before going to press, we are unable to offer our usual preview format. Instead, we have collated two sections: a preview of UK-based exhibitors including their products on show, and a full list of exhibitors. We apologise for this lack of information, which was due to matters beyond our control.

UK-based exhibitors

- **Advanced Music Systems:** range of digital delay and reverb units including the new *A/V-Sync* audio delay for video applications.
- **Allen & Heath Brenell:** two new mixer ranges, *21 Series* budget stereo range; *System 8* range of 8-buss mixers.
- **Amek:** new *Angela* multitrack console series; *M2500* system with new *L40A* LED display; *BC01* portable broadcast mixer; sample of new *M1000* multi-purpose system; plus revised *M3000* multitrack and *M4000* post-production system modules and range of TAC products.
- **Audio & Design Recording:** full range of signal processors plus new ambisonic *Transcoder* for surround-sound mixing.
- **Audio Developments:** *AD-062* Minimixer, *AD145* Picomixer and *AD160* ENG mixer will be featured.
- **Audio Kinetics:** *Q-Lock* range of synchroniser/machine control systems plus new *Q-Link* computer-controlled interface linking two *Q-Locks* via RS-232 serial line.
- **Brooke Siren Systems:** new *AR130* phase-checking system plus full range including *MCS-200* modular and *FDS-300* fixed-format 'frequency dividers'; *AR116* active DI unit and *AR-125* lead and fuse tester.
- **Connectronics (Canford Audio):** wide range

of screened cables in a selection of colours including *Musiflex* and *Studiflex* lines.

- **H/H Electronics:** range of professional audio equipment including *MOSFET* power amps and the new *M-900* addition to the range.
- **Malcolm Hill Associates:** new *K-Series* studio consoles, plus *24/8/2 J-Series* PA console and new *M-Series 2* monitor mixer; wide range of power amps.
- **International Musician & Recording World:** range of musicians' and consumer magazines.
- **Jackson Music Group:** first stop in a world tour introducing a wide range of British audio products and services to overseas markets. The range includes *Alice (Stancoil)*, *Bel*, *Lockwood*, *Mobile One*, *Accessit*, *Drawmer*, *Radford*, *Maglink* and *Audan*. List complete at time of going to press and subject to alteration.
- **Keith Monks:** wide range of microphone stands, booms, record cleaning equipment and accessories.
- **Klark-Teknik:** new *DN30/30* dual $\frac{1}{3}$ -octave graphic, matches bands of *DN 60* analyser; *DN27A* and *DN22* graphics plus preview of forthcoming *DN-700* DDL and new 30-band cut-only room equaliser.
- **Melkuist:** *GT-800* console automation system plus colour graphics display; new software offering mix-edit facilities; *Events Selector* on demonstration
- **Midas:** *PR System* consoles including *24/6/2* PA unit and *24/8* stage monitor types; *TR System 24/8/8* theatre console; new *Auditorium 30/12/2* console system.
- **Neve:** *8128* music recording console plus two *51 Series* models (*24* and *16* out) and the *542* range of portable consoles.
- **Penny & Giles:** wide range of conductive plastic audio control elements including linear faders of various types and potentiometers, etc.
- **Sifam:** wide range of meters including four

styles of true VU meters and two styles of low-cost VU-type meters, plus PPMs. Full range of collet and push-on knobs

- **Soundcraft:** new *2400* series with automation; new *800B* and *400B* consoles; new *40/8* PA console and *40/16* stage monitor console; plus *Series 1600* unit and *SCM 762* multitrack
- **Solid State Logic:** new *SL6000E* video post-production console and complete package, plus novel *EQ-P* retrofit EQ card which sounds remarkably like a parametric *Pultec*.
- **Soundtracs (Soundout Laboratories):** complete range of PA and 4-, 8- and 16-track recording consoles including *16/4*, *16/4/2*, *24/4/2*, *16/6* monitor, *Omni 16* and *Omni 24* configurations plus modified units aimed specifically at the US market.

- **Tannoy:** the company will be showing the *SRM* series of monitors and a new range of products for the broadcast market
- **Technical Projects:** revamped *MJS 401D* test set; *Series 5000* stereo production console; *Multi-pan* programmable multichannel memory panner; modules for *4000 Series* post-production console; telephone FX generator; distribution amplifiers and LED meter displays
- **Trident:** *Series 80*, *Trimix* and two versions of the new *VFM* budget console system (both versions *16/8/2*: one PA model and one studio version) plus *TSR* multitrack.

- **Studio Sound and Broadcast Sound:** copies of *Studio Sound* will be available, along with the latest issue of *Broadcast Sound* the new bi-monthly aimed at audio people in broadcasting, video, A/V and related fields. Editor **Richard Elen** and executive advertisement manager **Phil Guy** will be on hand at booth B408 and will be visiting exhibitors during the course of the convention. We look forward to meeting both visitors and exhibitors.

Exhibitor's list

<p>A</p> <p>ABX Company Accurate Sound Corporation ACO Pacific Inc Acoustic Design by Jeff Cooper Acoustilog Inc Adaptive Systems Inc Advanced Music Systems Agfa-Gevaert Inc AKG Acoustics Allen & Heath Brenell Alpha Audio Altec Lansing Amek Systems & Controls Ltd Ampex Corporation Anvil Cases Aphex Corporation Association of Sound and Communications Engineers Auburn Sound Manufacturing Audico Inc</p>	<p>B</p> <p>Audioarts Engineering Audio & Design Recording Audio Developments Audio Engineering Associates Audioforce Inc Audio Kinetics Audio Processing Systems Inc Audio Services Corporation Audio-Technica US Inc Audio/Tek Inc Audio Video Automation Inc</p> <p>BASF Beyer Dynamic BGW Systems Big Briar Inc Bose Corporation Brooke Siren Systems Ltd Bruel & Kjaer Instruments Inc Bryston Manufacturing Ltd</p>	<p>C</p> <p>California Switch and Signal Canford Audio/Connectronics Cerwin-Vega Inc Cetec-Gauss Chet Dunn Associates Clearcom Intercoms Community Light & Sound Countryman Associates Inc Crest Crown International Cybersonics Inc</p> <p>D</p> <p>Datatronix Inc David Hafler Company David Lind Associates dbx Inc Deltalab Research Inc Design Direct Sound Inc Dod Electronics</p>	<p>Dorrrough Electronics Duncan Electronics Corporation</p> <p>E</p> <p>Educational Electronics Corporation Electro Sound Inc Electro-Voice Inc El Mar Plastics Inc Emilar Corporation Eventide Clockworks Inc Everything Audio Excalibur Industries EXR Corporation</p> <p>F</p> <p>Fender/Rogers/Rhodes (CBS Musical Instruments) Fostex Corporation</p> <p>G</p> <p>Goldline Connector The Gotham Organization 74 ▶</p>
--	--	--	---

Even the finest 24-track analogue recorder money can buy can't compete with the Sony PCM-3324 Digital Multi-Track recorder. Its unbeatable sound quality takes recording performance that much closer to reality.

With punch-in/punch-out recording, variable speed and splice edit, the PCM-3324 has all the features you'd expect from the ultimate analogue machine. But with the added benefits of Digital technology.

Because with a dynamic range in excess of 90 dB, undetectable wow and flutter, no print-through, no loss of quality on repeated copying, and variable cross-fade, Sony are revolutionising multi-track mastering.

Giving the recording engineer unprecedented control over the creative recording process and making

better use of valuable studio time.

And because the PCM-3324 is fully tape compatible with comparable 24-track systems from other leading makers such as Studer and MCI, Sony have ensured you won't be tying up capital in a format which doesn't even cross the boundaries of your own studio.

If you'd like to know more, contact Keith Smith or Mike Jopp at Sony (UK) Ltd, Pyrene House, Sunbury Cross, Sunbury-on-Thames, Middlesex, or telephone Sunbury (09327) 81211.

And find out how Sony are making even the newest analogue recorder out of date.

**COMMUNICATION
SYSTEMS
DIVISION**
SONY

...obsolete.



AES preview

H
 Harrison Systems
 Hazelcom Industries
 Heino Ilsemann GmbH
 HH Electronics
 Hill Audio Ltd
 HM Electronics Inc

I
 Infonics Inc
 Inovonics Inc
 Interlake Audio Inc
 Interface Electronics Inc
 International Audio
 International Musician &
 Recording World
 IQS Inc
 Ivie Electronics

J
 Jackson Music Group
 JBL
 JRF Co Inc
 JVC Company of America
 JVC Cutting Center

K
 Keith Monks Audio Ltd
 King Instrument Corporation
 Klark-Teknik Research Ltd

L
 Lakeside Associates
 Lexicon Inc
 Long/Wickersham Associates

M
 Magnefax Inc
 Marshall Electronics Inc
 Martin Audio
 Melkuist Ltd
 Meyer Sound Laboratories
 MicMix Audio Products
 Midas Audio Systems Ltd
 Mitsubishi Electric Corporation
 Modular Sound Systems
 Motorola Inc Ceramic Products
 MTI Corporation
 Music Technology
 MXR Innovations

N
 Nady Systems
 Nagra Magnetic Recorders Inc
 Neutrik Products
 Neotek
 Nippon Columbia Co Ltd
 Nortronics Company Inc/
 Restoration

O
 Omnimount Systems
 Orban Associates
 Ortofon Instruments
 Otari Corporation

P
 Panasonic Company PAD
 Passport Designs
 Peavey Electronics
 Penny & Giles Ltd
 Pentagon Industries
 Phoenix Audio
 Professional Audio Services &
 Supply Company

Professional Audio Systems
 Publison Audio Professional

Q
 Quantec GmbH
 QSC Audio Labs

R
 Rauland-Borg Products Co Inc
 R-Columbia Products Co Inc
 Recortec Inc
 Renkus-Heinz Inc
 Roland Corporation
 RTS Systems
 Rupert Neve Inc

S
 Sagamore Publishing Company
 (db Magazine)
 Saki Electronics
 Schell Electronics
 Sennheiser Electronic
 Corporation
 Sequential Circuits
 Sescom Inc
 Shino Musical Instruments
 Corporation
 Shure Brothers Inc
 Sierra Audio Corporation
 Sifam
 Solid State Logic
 Sony Corporation/MCI
 Soundcraft Electronics Ltd
 Soundstream Inc
 Sound Technology Inc
 Soundtracs International
 Sound Workshop Professional
 Audio Products Inc
 Spectra Sonics
 Stanton Magnetics Inc

Stephens Electronics
 Studer Revox America Inc
 Studio Sound & Broadcast
 Sound
 Studio Technologies
 Swintek Enterprises
 Symetrix
 Synergetic Audio Concepts
 Syntauri Corporation
 Synton Electronics BV

T
 Taber Manufacturing &
 Engineering Co
 Tannoy Products
 Teac Corporation of America
 Technical Audio Devices
 Technical Products
 Tentel Corporation
 3M Company
 TOA Electronics Inc
 Trident Audio Developments

U
 Unicord
 UREI
 Ursa Major Inc

V
 Valley People

W
 Westlake Audio Inc
 Whirlwind Music Distributors Inc
 White Instruments
 Wireworks

Y
 Yamaha International
 Corporation

**ALL YOU COULD EVER WANT
 IN A CROSSOVER.**

2 3 4 5 6 7 8 9 100 2 3 4 5 6 7 8 9 10K

DDA
THE CHOICE IS YOURS.

DD1000-STEREO 4, 3, 2 WAY.
DD500-STEREO 2 WAY/MONO 4, 3, 2 WAY.

- All inputs and outputs balanced.
- Mid-filter limiters on all outputs (optional on DD1000).
- Sub-sonic input filters.
- Phase reverse switches on all outputs.
- Programmable filter function-system programming modules available for 24, 18, 12, dB/octave slopes with Bessel or Butterworth characteristics.

Unit 7b, Worton Hall, Worton Road, Isleworth, Middlesex TW7 6ER ☎ **01-847 0363**

Bring your sound into focus,

Bring your sound into focus,

Bring your sound into focus,

Bring your sound into focus,

Aphex II

Available in the U.K. through:
AKG Acoustics, Ltd.



Aphex Systems, Ltd.
 7801 Melrose
 Los Angeles, CA 90046
 (213) 655-1411
 TWX: 910-321-5762



Otari MTR-90-II

MANUFACTURER'S SPECIFICATION

General

Tape width and tracks: 1 in eight tracks; 2 in 16 tracks; 2 in 16 tracks prewired for 24 tracks; 2 in 24 tracks.

Reel size: up to 14 in NAB (356 mm).

Head shield plate: motor driven automatic or manual operation.

Heads: plug-in head blocks with easy access to independent head azimuth adjustment.

Drive system: pinch roller-less direct drive capstan system with $\pm 20\%$ speed control. Constant tension servo-controlled reel motors.

Motors: one DC capstan motor; two fully servo-controlled DC reel motors.

Tape speed deviation: less than $\pm 0.05\%$ from beginning to end of reel.

Fast forward/rewind time: 120 s maximum for 2400 ft (760 m).

Wow and flutter: (peak weighted per DIN 45507) 30 in/s less than 0.04%; 15 in/s less than 0.05%.

Pitch control: $\pm 20\%$ continuous variable control, digital percentage readout with 0.1% precision.

Start time: less than 1.0 s.

Cue control: cue function by rotary cueing knob, bi-directional.

Electronic tape timer: 6-digit display indicating hours, minutes, seconds and tenths of seconds.

Tape speeds: 30 in/s (762 mm/s) and 15 in/s (381 mm/s).

Weight: 440 lb (200 kg).

Dimensions: 770 x 1100 x 620 mm (whd).

Power: 100/117/220/240 V single phase AC, 50 or 60 Hz. 720 VA operating, 2000 VA starting.

Electronics (measured with 3 M 226 tape)

Line input: +4 dBm level and 10 k Ω active balance.

Line output: +4 dBm active balance (maximum source impedance 5 Ω).

Amplifier clipping: +28 dBm.

Headroom: +24 dB.

Equalisation: NAB or IEC; reproduce equaliser switchable.

Bias frequency: 257 kHz record; 85.7 kHz erase.

Punch-in/punch-out: gapless and noiseless inserts with automatic monitor switching.

Standard record level: 320 nWb/m.

Overall frequency response: (at 250 nWb/m) record/reproduce 30 in/s 50 Hz to 25 kHz ± 2 dB; 15 in/s 30 Hz to 18 kHz ± 2 dB.

Synchronous reproduce: 30 in/s 50 Hz to 18 kHz ± 2 dB; 15 in/s 30 Hz to 18 kHz ± 2 dB.

Signal to noise ratio: (record/reproduce) 24-track: 30 in/s > 66 dB; 15 in/s > 64 dB. 16-track: 30 in/s > 66 dB; 15 in/s > 66 dB. Unweighted S/N at 520 nWb/m measured with a 30 Hz to 18 kHz audio filter.

Distortion: 0.5% at 1 kHz at 320 nWb/m.

Crosstalk: 24-track: at 1 kHz better than 53 dB. 8/16-track: at 1 kHz better than 58 dB. 8/16/24-track: from 220 Hz to 16 kHz better than 45 dB.

Erase effect: > 75 dB.

Accessories

Standard: remote control with selective reproduce on all channels; LED status indicators and transport operating controls; manual.

Optional: autolocator with full shuttle search-to-cue capabilities and 10 memory capacity; 16/24-track conversion kit.

Manufacturer: Otari Electric Co Ltd, 4-29-18 Minami-Ogikubo, Suginami-ku, Tokyo 167, Japan.

UK: Industrial Tape Applications, 1-7 Harwood Avenue, Marylebone Road, London NW1 6LE.

USA: Otari Corp, 2 Davis Drive, Belmont, Cal 94002.

THE basis of the *MTR-90* is a fairly thick flanged alloy casting which is machined on its upper flanges to provide a reference face. Further machining on the lower face provides references for most of the transport components which secure to the bottom of the casting.

The two reel motors which are DC-servo-controlled via potentiometers on the tension arms, are equipped with solenoid-operated band brakes on their bottom ends and very nice reel hold-downs with a capability for 14 in reels. The hold-downs have a plastic grommet within the upper half of the reel hub. Operating a small lever on top of the hold-down expands the grommet section and provides a very quick and positive lock.

From the reels, the tape passes over large diameter tension sensing rollers mounted on alloy arms which are both spring-loaded and solenoid-controlled. The arms mount on to a rather short support bearing, on the bottom end of which is the position sensing potentiometer. On the pay-off side the tape passes over a plastic-covered roller of approximately 60 mm diameter and equipped with a tachometer disc for the tape timer, before passing to the headblock.

The latter comprises a 10 mm thick machined casting which secures on to the main casting by four screws. Either side of the headblock are large

MIDAS the professionals' choice

Frank Zappa with his split 36 into 8/2 MIDAS Live Sound Console on the 1980 Zappa World Tour. Impressed by MIDAS performance and reliability on that tour, he then ordered a 36 into 8/8 Theatre Sound Console with special modifications to allow every concert to be recorded on 24, 8 and 2 tracks simultaneously. Why MIDAS? Because MIDAS experience and design philosophy provide highest quality signal processing in a compact and rugged modular frame built to withstand years of use. Frank Zappa is a professional. MIDAS is the professionals' choice.



MIDAS AUDIO SYSTEMS LTD

54-56 Stanhope Street, Euston, London NW1 3EX. Tel. 01-388 7060 01-387 7679

MIDAS CANADA Bob Snelgrave, Gerr: Electro-Acoustics, 363 Adelaide Street, Toronto, Ontario M5A 1N3 Canada. Tel. 416-868 0528

diameter roller guides followed by guide posts in the form of bottom tape-edge guides.

The tape continues past the staggered ferrite erase head to the metal record head, a flutter roller then the metal replay head. Connections to the heads are by means of four 'D' connectors on the main casting with solenoid-operated tape lifter pins passing through the casting. An unusual feature is the motorised headshields which are operated via a leadscrew. From the exit guide roller in the headblock the back of the tape feeds over the 60 mm diameter plastic-covered capstan and thence to the take-up tension sensing arm. No pinch roller is used as the DC-servo-controlled capstan drives the tape by friction alone with the servo reel motors providing precise control of tape tension in a similar manner to the Ampex *ATR-100*. All tape movement functions are micro-processor-controlled giving excellent tape handling.

Within the top of the casting which protects the headblock is a tape timer which gives readings in hours, minutes, seconds and tenths with a reset switch and the tape speed selector providing 30 or 15 in/s. To the front of the headblock a splicing block is provided, with a choice of 90° or 60° cutting angles.

To the front are the normal tape movement controls in the form of illuminated pushbuttons. In addition a 'cue' button activates a 360° potentiometer which acts as a tape speed control allowing any speed in either direction. At low speeds a nearby yellow LED indicator blinks with the tape direction being shown by green illuminated arrows. Alternatively the capstan may be rotated by hand to locate edit points; it would, however, be easier if the capstan shaft was extended for this purpose. An additional function of the cue button is to lower the tape lifters in the fast wind modes. The motorised headshield can be lowered or raised at any time by pressing a headshield button with a further pushbutton unloading the tape for editing.

The final control on the tape transport is a spot erase button which only operates in the stop condition. Pressing this button (which is protected by a hinged cover) energises the erase head on any selected tracks and allows 'hand erasure' of clicks, etc by pressing the button and at the same time moving the tape by hand.

At the front of the machine below the tape transport a hinged panel supports the 24 VU meters and gives access to the tape transport components, the complete transport being hinged at the rear so that it can be tilted up on two stays. Located behind doors at the front are two racks of printed circuit boards and the power supply which has the main on/off switch and miniature circuit breakers and indicator lights for all supply rails.

The top rack of electronics houses the 24 signal electronics boards, one for each channel, each board being beautifully laid out with full component identifications. Holes in the front panel of each board give access to 15 multiturn potentiometers which are clearly identified on the front panels. The replay and sync preamplifiers each have their own gain, HF equalisation for high and low speeds and LF equalisation controls. The record section also has high and low speed HF equalisers with a single gain control and a phase optimisation control plus a single bias control. On the board itself there is a single potentiometer and a slide switch which selects a balanced or unbalanced output.

Master control of bias is on one of the seven boards in the lower rack which has three spare slots. At the front of the bias board a 3-position

slide switch selects one of three preset bias levels which are adjusted with multiturn potentiometers at the front of the board. In addition a further front panel switch turns the LF compensation on/off and a ¼ in jack socket allows a test signal to be applied simultaneously to all channels.

On the board, three miniature slide switches control the replay equalisation of all channels giving a choice of 17.5 µs or 35 µs at 30 in/s, 35 µs or 50 µs at 15 in/s and 3180 µs or infinity at 15 in/s. A further switch offers automatic replay attenuation as an option in the fast wind modes.

The only control on the adjacent tape counter board is a lamp test switch with the next board being the digital input/output interface. This offers both RS232 and 20 mA current loop interfacing at baud rates which can be selected from 110, 1200, 2400 or 4800. At the time of writing little is known about the functions available at the interface.

The following board has the *8080* microprocessor which controls the tape transport functions with socketed ROMs allowing future modifications in the programs to be readily incorporated. A 4-way DIL switch on the transport control board provides a number of user options. One option is to inhibit the replay outputs until the capstan is up to speed whilst the other switches are concerned with monitoring in the standby mode and fast modes.

The remaining two boards are concerned with the capstan and reel servos and have only a few simple-to-set front panel controls.

Turning to the rear of the machine, the top section has a rather noisy fan which cools the transport motor control transistors which are mounted in sockets in this section of the back panel which hinges down for access. The centre section has the audio inputs and outputs in the form of *XLR* connectors with two 'D' connectors feeding the remote control unit. A further 'D' connector provides noise reduction switching.

Within the bottom section a further, but quiet, fan cools the power supplies which are fed via a detachable line cord. Five multiway connectors feed the remote control unit and the optional autolocator, provide the serial and BCD digital interfaces and permit the use of an external clock for synchronisation.

With the exception of a few boards on the tape transport, the transport motor drive transistors and the VU meter drive amplifiers, all the electronics are in the card frames. All parts are interconnected by sockets to ease servicing and access to all parts is very good.

The complete unit is mounted into a strong fabricated steel frame with four wheels and four good strong handles in the sides. At the rear the connectors and fans are well-protected.

Remote control unit

The normal fast, play, stop and record buttons are duplicated on the remote control unit, plus the cue button for listening in fast wind. A 3-position slide switch selects the speed mode from fixed, external control and variable. When the latter is selected the speed is controlled by a multiturn potentiometer.

A 4-digit display – which may be switched on or off – shows the speed in either in/s or as a percentage of nominal, a pushbutton selecting the function and LEDs within the display showing the nominal speed and whether the display is in in/s or percentage.

The audio switching functions of the remote control unit were extremely clearly laid out and quick to set. At the top in horizontal array are the 24 record/safe paddle switches each with an associated red 'record' LED with a master record/

safe switch covering all channels.

Proceeding down the panel are three rows each of 24 LEDs showing the condition of each channel, yellow LEDs indicating input monitoring, green indicating sync mode and orange replay. Below this display 24 3-position paddle switches select the status for each channel from input, sync or replay. However, associated with each status is a master pushbutton such that a single push of a button can set all channels to input, sync or replay. In the case of the individual channel paddle switches the central position is the less-used sync mode, such that passing a finger across the switches can set all channels to input or replay.

Optional autolocator

Like the remote unit, and of the same size, the autolocator has a very good layout and is simple to use whilst providing most functions of other autolocators. At the top are two 5-digit displays of time in hours, minutes and seconds, one being the locate time and the other the tape time which is not necessarily the same as that on the recorder itself. Each display has its own reset button.

Below are two horizontal rows of ten push-buttons and a row of ten LEDs associated with ten stores. Pressing one of the ten 'store' buttons stores the current tape time and illuminates the associated LED to show that the store is in use. The second row of pushbuttons are search buttons and pressing them, fast-winds the tape to the stored time. Also associated with the stores is an 'all clear' button. To avoid accidental operation of this button a single press has no effect, it being necessary to press the button twice in rapid succession to clear the stores.

A 4 × 4 keypad incorporating the numerals 0 to 9 allows tape times to be entered into the locate display. Further buttons transfer the locate display to the time display or vice versa, transfer the transport time to the tape time display, load and recall stores and change the sign of the locate display. The unit tested was completely tolerant of negative times and did not even take exception to entering 1 min 99 sec (negative or positive).

The normal fast, stop, record and play controls are duplicated with the following autolocate functions available. Firstly a 'zero set' button illuminates when pressed and then plays the tape until the start of a 1 kHz tone is found on track 1. The tape is then stopped and the machine and the tape time counter reset – the idea of this being to locate a positive zero location on tape.

The next function, 'search zero', when pressed transfers the machine tape timer to the autolocator's tape time display and then proceeds to search for zero time. Pressing the 'search' button fast winds the tape to the displayed position in the locate display relative to the tape time display, ignoring the display on the recorder.

Pressing 'shuttle' plays or records from the current tape position to the time in the locate display, drops out of record (if recording) and fast winds to the original tape position before again entering play and continuing to shuttle until stopped. The final function, 'auto rewind', allows the record or play mode to be entered whilst remembering the time when the button was pressed. The machine continues to record/play until the locate time is reached when it fast-winds to the time the 'auto rewind' button was pressed and stops.

A last feature of the autolocator is a 4-digit stop watch counting in seconds to 99 min 59 sec. This has associated reset and start switches with a third switch functioning as a start/lap time switch. In the lap state the display stops at the current time with

80 ►



Fostex 250 Multitracker: now only £589 inc VAT
 FOSTEX A8 8 track with Dolby C: now only £999 plus VAT

What could you do with eight tracks?

Once upon a time, everything was recorded in mono or two-track.

Now, advanced micro-electronics has enabled Fostex to create an eight-track package smaller than most two-track recorders, and a four-track system you can carry under your arm.

So a musician can take home a very impressive multitrack system, and pay about the same as he (or she) would for a good guitar.

Here at HHB, we don't want to give you the two-minute sales blag and a leaflet: we think you should be able to explore the world of Fostex before you part with your money.

After all, you only buy a studio once, and you should have advice from

experienced professionals, not commission-hungry salesmen.

We have engineers to give you the advice you need, and space for you to discover what Fostex Personal Multitracker can do for you.

So take time out to visit us and enjoy the comfort of our demonstration room, where you can see and hear the entire Fostex range in action.

If you'd like to know more about Fostex, or any of the top-name audio equipment on which we stake our reputation, phone 01-961 3295 and ask for Martin Westwood.



Fostex
 from **HHB**

HHB Hire and Sales, Unit F, New Crescent Works, Nicoll Road, London NW10 9AX. Tel: 01-961 3295.

FIG 1. OTARI MTR-90-II RECORD/REPLAY FREQUENCY RESPONSE

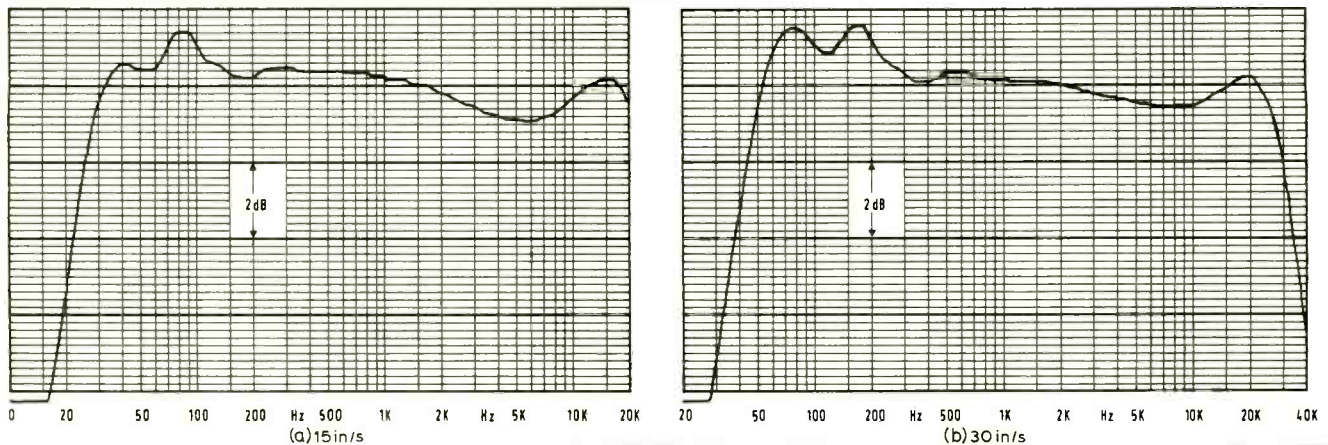
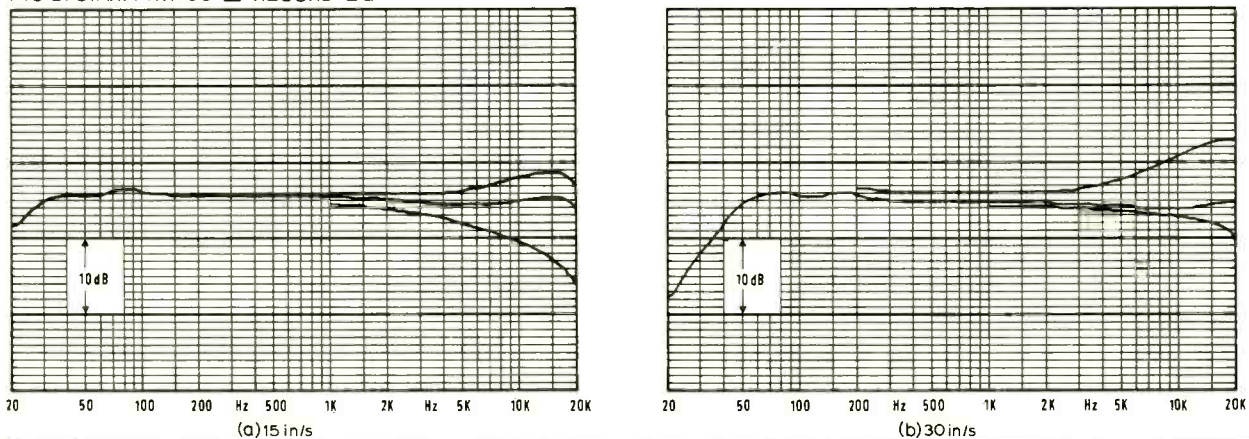


FIG 2. OTARI MTR-90-II RECORD EQ



the decimal point flashing whilst the count continues.

In operation the autolocator was very accurate with negligible tape slip and positive location without hunting. In practice the tape fast-winds and as it approaches the required point decreases speed until it comes to a gentle stop at the locate point.

Inputs and outputs

As supplied, the input sensitivity was such that +4 dBm indicated zero VU and recorded 320 nWb/m on the new 3M type 226 tape. The input could accept +33 dBm before the onset of clipping with the sensitivity range being such that anything over -5 dBm would record 320 nWb/m.

The input impedance remained constant at 9.5 k Ω with gain as did the common mode rejection in excess of 60 dB from 20 Hz to 20 kHz.

On the output end, the machine could deliver +24 dB.7 V or +24 dBm loaded into 600 Ω . Adjustment of the replay level control gave between 0 and +14 dBm for a recorded fluxivity of 320 nWb/m from a source impedance of 0.5 Ω at 1 kHz at the electronically-balanced outputs which may be individually switched to unbalanced.

Frequency response

Typical record/replay frequency response curves using 3M type 226 tape are shown for 15 in/s and 30 in/s in Fig 1. Of particular interest is the lack of ripples in the LF response which is commonly so troublesome when using noise reduction. The actual -3 dB points were at 35 Hz and 27 kHz at 30 in/s or 20 Hz and 21 kHz at 15 in/s—a most

satisfactory performance. Furthermore, the frequency response in the sync mode was excellent, extending ± 1 dB from 50 Hz to 20 kHz at 30 in/s or 30 Hz to 20 kHz at 15 in/s.

Again using 3M type 226 tape, the range of the record equalisers at 15 in/s and 30 in/s is shown in Fig 2 respectively, the range being more than adequate and easy to adjust in view of the use of multiturn potentiometers. There was, however, an undesirable degree of overall level shifting at extreme adjustments.

Fig 3 is typical of the replay equalisers at 15 in/s for CCIR 35 μ s equalisation with the LF equaliser having an unnecessarily large range and the HF equaliser a good range. At 30 in/s the situation was similar, but the HF equaliser extended to -9 dB at 20 kHz.

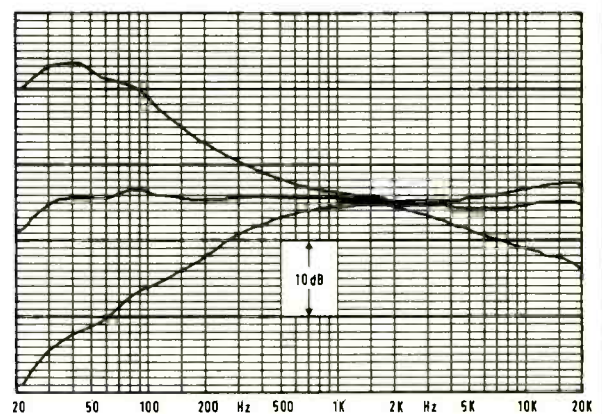
Switching the replay master equaliser switches produced the correct change within 0.1 dB at 30 in/s for the 17.5 μ s and 35 μ s standards, however at 15 in/s the accuracy was within 0.4 dB over several channels.

Distortion

Checking the 1 kHz maximum output level for 3% third harmonic distortion showed this to be 9.5 dB above the reference fluxivity of 320 nWb/m. Headroom in the record amplifiers was such that 28 dB above the level required to record 320 nWb/m could be driven. Similarly the replay electronics could handle in excess of 20 dB above 320 nWb/m at the standard gain settings.

Third harmonic distortion at 320 nWb/m was

FIG 3. OTARI MTR-90-II 15 in/s REPLAY EQUALISER





Ed Greene chose Auditrionics' stretch 750 for his mobile TV production center ... here's why!

"First, in addition to all the features I need for multi-track recording, I felt this console was the only one properly equipped for TV production."

"Second, Auditrionics' transformer circuit design with state-of-the-art transformer-less specs has the transient response and distortion-free sound I need for the digital decade of the eighties."

"Third, when I'm working live, there's no second chance. With Auditrionics reliability, I know everything's going to be right the first time."

If you'd like to know more about why Ed Greene and other world-class mixers prefer Auditrionics consoles for recording and post-production, circle reader service number or contact us at

3750 Old Getwell Road, Memphis, Tennessee 38118 • (901) 362-1350



Greene-Crowe mobile TV production center



auditrionics, inc.

reviews

TABLE 1

Measurement method	Noise referred to 320 nWb/m			
	30 in/s		15 in/s	
	Machine	Tape	Machine	Tape
22 Hz to 22 kHz RMS	-69.5 dB	-61.0 dB	-68.0 dB	-60.5 dB
A-weighted RMS	-78.0 dB	-65.0 dB	-75.0 dB	-63.5 dB
CCIR-weighted RMS	-72.0 dB	-56.5 dB	-69.0 dB	-55.0 dB
CCIR-weighted quasi-peak	-67.5 dB	-53.0 dB	-65.5 dB	-51.0 dB
CCIR-weighted ARM	-78.5 dB	-63.0 dB	-75.5 dB	-62.0 dB

TABLE 2

Measurement Method	Noise referred to 320 nWb/m			
	30 in/s		15 in/s	
	Machine	Tape	Machine	Tape
22 Hz to 22 kHz RMS	-64.5 dB	-61.0 dB	-64.0 dB	-60.0 dB
A-weighted RMS	-75.0 dB	-66.0 dB	-73.0 dB	-63.5 dB
CCIR-weighted RMS	-70.0 dB	-58.0 dB	-67.5 dB	-55.5 dB
CCIR-weighted quasi-peak	-66.0 dB	-54.5 dB	-63.5 dB	-51.5 dB
CCIR-weighted ARM	-76.0 dB	-65.0 dB	-74.0 dB	-62.0 dB

very low at less than 0.2% at either tape speed with other harmonics being below 0.03%.

The recording and replay of a 1 kHz square wave gave similar results at both speeds, the performance at 30 in/s being shown in Fig 4 which is an excellent result. The phase compensators had a wide range and were easy to adjust.

Noise

Noise was measured in several channels for the machine alone and with 3M type 226 tape which had been recorded with bias only on the machine, replay being done in both the normal replay mode and the sync mode. In the replay mode without tape, power line frequency hum was significant on the outer tracks but random noise showed little variation between tracks.

On the outer tracks the 50 Hz component averaged 59 dB below 320 nWb/m with the 150 Hz hum harmonic being only 2 dB lower. Hum on the inner tracks was greater than 74 dB below 320 nWb/m.

The replay noise performance in the hum-free tracks is shown in Table 1 and whilst these results are excellent, the sync mode also gave a very good noise performance as can be seen from Table 2.

Crosstalk

Investigating the 'bleed' from the erase head on to adjacent tracks by recording a 15 kHz tone on one track and then recording the adjacent tracks with bias showed a 0.5 dB loss of the 15 kHz at 30 in/s or a 0.7 dB loss at 15 in/s.

Fig 5 shows the result at 30 in/s of recording on tracks 9 and 11 whilst replaying the interleaved track 10 - a worst-case condition - the results were entirely satisfactory. At 15 in/s the results were similar except that the frequency scale is shifted down one octave.

Crosstalk between adjacent tracks in the sync mode (a very unwise condition) is shown for both speeds in Fig 6 where track 10 is replayed in sync whilst track 11 is being recorded. Having regard to the excellent sync bandwidth a potential gain at high frequencies is not surprising.

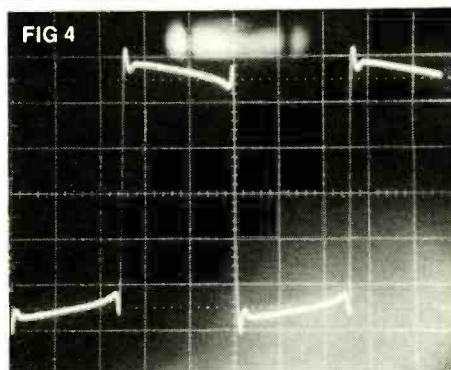
Fig 7 repeats this at 30 in/s and shows the conditions for recording 2, 3, and 4 tracks away from the track being replayed, the results being quite acceptable.

Wow, flutter and speed

Wow and flutter to the IEC quasi-peak weighted standard was measured at the beginning, middle and end of a 10 1/2 in reel of tape with the excellent results given in Table 3.

Fig 8 is a spectrum analysis of a 10 kHz tone recorded and replayed at 30 in/s, which shows a good performance as far as sideband noise is

FIG 4



Tape speed	Weighted Wow and flutter		
	Beginning	Middle	End
30 in/s	0.022%	0.023%	0.026%
15 in/s	0.025%	0.025%	0.027%

FIG 5.
OTARI MTR-90-II
30 in/s CROSSTALK WITH
TRACKS 9 AND 11 IN RECORD
AND TRACK 10 IN PLAY.

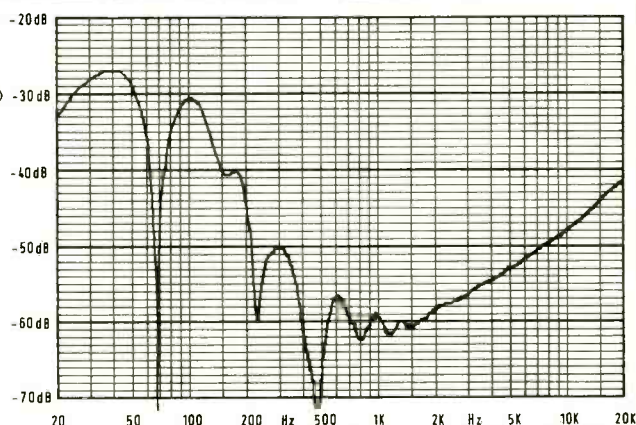


FIG 6.
OTARI MTR-90-II
CROSSTALK BETWEEN
ADJACENT TRACKS - TRACK 10
IN SYNC AND TRACK 11
IN RECORD.

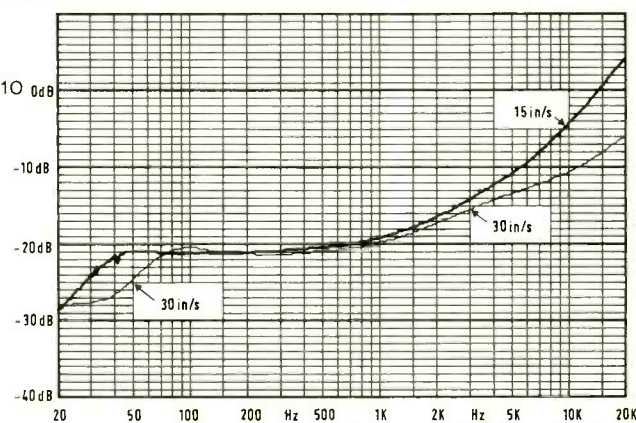
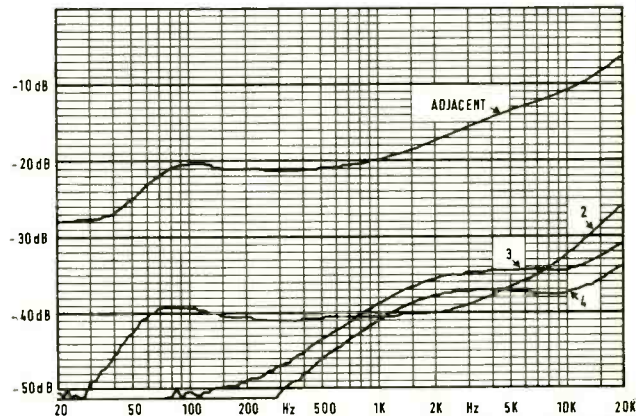


FIG 7.
OTARI MTR-90-II
SYNC CROSSTALK 30 in/s
SEE TEXT





**Neutrik
connects with
broadcasting**

DISTRIBUTION NATIONWIDE

SOLE AGENT U.K.

**Eardley
Electronics Ltd**

Telephone: 01-221 0606

Telex: 299574

reviews

concerned. Checking the drift in speed from one end to the other of a 10 1/2 in reel of tape showed the drift to be less than 0.01%. Checking the varispeed accuracy shows this to be within the readability of the display with the available range being 75% to 123.5% of nominal speed.

Other matters

The phase-jitter between tracks 1 and 24 at 10 kHz with a tape speed of 30 in/s is shown in Fig 9, showing a peak-to-peak jitter of about $\pm 10^\circ$ with a cyclic nature which may well come from the tape itself, as the period is about 2.5 s corresponding to 75 in of tape.

Erasure of a 1 kHz tone was measured at both tape speeds on a number of tracks and found to show quite large variations, however the erasure was always satisfactory at greater than 80 dB.

The VU meters were found to be genuine instruments to the American Standard C16.5 with correct rise and fall time and the correct rectifier characteristics.

In all modes the tape handling was first class with a constant tension of 400 g except when accelerating in the fast wind modes where the maximum speed was such that the machine produced a very good wind.

Bias ramping and erase timing were such that no gaps or clicks were recorded with the bias timing automatically compensating for the staggered erase head.

Summary

The Otari MTR-90 is a very well-built machine with the tape transport having many of the features

of the premier recorders of European manufacture. Maybe the overall finish and cosmetics are not quite to the best standard, but they are certainly not far off.

All the electronics are very well made and, with the exception of a degree of hum pickup in the outer tracks, offer a first-class performance. All adjustments are well controlled and the overall concept of the electronics well conceived.

Both the remote control unit and the autolocator are highly practical with excellent layouts. Full and foolproof interlocking is provided for all functions with clear displays of the machine's status.

This machine is to be thoroughly recommended, particularly when comparing its price with competition.

Hugh Ford

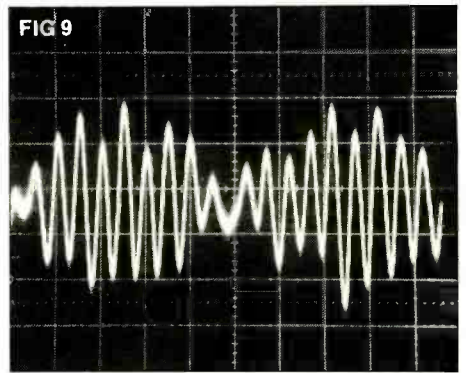
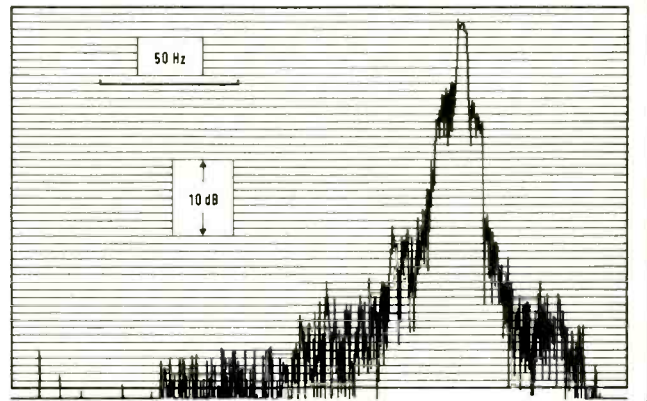


FIG 8.
OTARI MTR-90-II
SPECTRUM ANALYSIS OF
10kHz TONE RECORDED
AND REPLAYED AT 30in/s



Bang & Olufsen NM1 S/N meter



THE Bang and Olufsen noise meter type NM1 is an instrument designed for voltage and noise measurement using unweighted or weighted measurements using the standard A-weighting or the more recent and popular CCIR-weighting in addition to other useful filters. These consist of 20Hz or 200Hz highpass filters which work in conjunction with a lowpass filter intended for excluding stereo pilot tones, tape recorder bias frequencies or the like.

Furthermore the instrument includes a wide band measurement plus characteristics to meet the DIN or CCIR-unweighted frequency response, plus the ability to use external filters.

In addition to these capabilities three rectifier characteristics are available — a true rms rectifier with the IEC recommended 'fast' and 'slow' characteristics, plus a 'normal' characteristic — an average rectifier for noise measurements to the Dolby recommended CCIR/ARM method using the CCIR-weighting curve — finally a quasi-peak rectifier characteristic meeting the requirement of CCIR recommendation 468-2 (1978 version — other manufacturers please note!) and the requirements of DIN 45405.

A useful 'plus feature' of the Bang and Olufsen meter is that it includes stereo inputs which may be switched left/right and also switchable 4Ω and 8Ω load resistors each rated at 100W continuous or 140W for 5 min and also an internal loudspeaker for monitoring the inputs.

To the front of the instrument a 110mm wide moving coil meter, without mirror scale, is calibrated in volts, dB, dBm and watts (into 4Ω or 8Ω) with 11 interlocked pushbutton switches along the base of the instrument providing range switching. These buttons allow full scale deflections from 37V to 370μV corresponding to 140W to 14nW or +33.5dBm to -68.5dBm. A further button provides x10 range extension on

86 ▶

Sony Digital Audio is anything but a new idea. As far back as 1974 Sony introduced their original working digital audio recorder.

Even at that stage its wider dynamic range, flat frequency response, lower distortion and lack of deterioration in repeated copying put analogue equipment in the shade.

But now, having put much time and effort into research and development, Sony have produced a range of digital audio equipment which produces results even better than their original machine. Giving sound recordings which are virtually indistinguishable from the

original performance.

An achievement made possible not only by improving on the original design but also by Sony extending the digital audio range to include a 24 track recorder, reverberator, 2-channel audio processor, preview unit and electronic editor. The widest range of digital audio equipment on the market.

If you'd like brochures covering the Sony Digital Audio Range, phone Keith Smith or Mike Jopp on Sunbury 81211.

And we'll give you some impressive copies.

**COMMUNICATION
SYSTEMS
DIVISION**

SONY

Sony Digital. Sound recording even better than the original.



the least sensitive ranges.

At the centre of the front panel three vertical rows of six pushbuttons control the function of the instrument. The left hand row includes a power on/off button with the remaining buttons selecting the rectifier characteristic from average, rms — normal — fast or slow — or peak characteristic. Similarly the right hand row of interlocking buttons select the frequency characteristic with the selected characteristics being displayed by means of green LED indicators on a frequency response plot of the characteristics to the right of the instrument.

The six selectable characteristics include linear (wide band), IEC recommendation 179 (Precision Sound Level Meters) A-weighting, unweighted to CCIR recommendation 468 or DIN 45405, weighted to CCIR recommendation 468, 20Hz highpass with pilot filter or 200Hz highpass with pilot filter.

Where the CCIR-weighted characteristic has been selected the unity gain point of the weighting curve is shifted from the normal 1kHz to 2kHz when the average rectifier characteristic is selected to comply with the Dolby suggested measurement method called CCIR/ARM (CCIR weighted with Average Reading Meter).

Turning to the centre row of switches the bottom button selects the external filter connections at the rear of the instrument, the next two buttons select the x1 or x10 voltmeter ranges with the x1 button being interlocked with the above two buttons which select either 8Ω or 4Ω loads on the external inputs. Finally the top button switches the internal monitor loudspeaker on/off with its volume control below the pushbutton matrix.

The final front panel features are the input connections consisting of a BNC socket and two pairs of terminals/binding posts on the standard 3/4in spacing with 3mm sockets. The BNC socket serves as the input for normal voltage measurement with the binding posts being selected when the load resistor buttons are depressed. However, four interlocked pushbuttons above the binding posts select left or right inputs with either the internal 4/8Ω loads or external loads connected to a DIN socket at the rear of the instrument. When such a load is not connected the binding post inputs become high impedance inputs.

Other features at the rear of the instrument include four BNC sockets which provide external filter input and output plus AC and DC outputs from the metering circuits suitable for feeding chart recorders etc.

A further BNC socket allows external instrumentation to be connected to the left and right inputs according to the front panel left/right selection. There is also provision for feeding an external loudspeaker from the monitoring amplifier via a 2-pin DIN socket and a slide switch for isolating the instrument's ground and connecting it to a single 3mm socket nearby. Finally there is the fixed 2m long power lead and the metric power fuse which was properly identified for 110V or 220V operation.

Generally all user functions were clearly identified and the instrument was easy to use with good control layouts, however the lack of a tilting foot can be irritating when the meter is used on a flat bench.

Removal of the top cover revealed that the construction was based on a mother pcb occupying most of the base of the instrument and containing a few components. The majority of the components were mounted on two further boards which plug into pin connectors on the mother

MANUFACTURER'S SPECIFICATIONS

Wattmeter

Measuring range: 0.01nW to 140W in 11 ranges. fsd (0dB) at: 10nW to 100W.

dB range (0dB = 100mW): -90dB to +30dB, -90dBm to +30dBm in 11 ranges.

Range extension: +1.5dB and +3.5dBm.

Dial: 0 to 140W and -20dB to +1.5dB.

Accuracy (1kHz sine), LIN (±10% mains voltage variation): ±0.3dB fsd.

Frequency range: depending on the filter and detector type.

Input resistance: 2 × 4Ω, 2 × 8Ω, 1 × 2Ω, 1 × 16Ω ±1.5%.

Load: 2 × 100W continuous, 2 × 140W max 5min.

Inductance: typically 1.8μH (4Ω), typically 2.7μH (8Ω).

Noise power (LIN and AVG): typically 0.01nW in 10nW to 10mW ranges, typically 100μW in 100mW to 100W ranges.

Crosstalk (1kHz sine): left to right channel >100dB.

Voltmeter

Voltage range: 10μV to 370V in 13 ranges fsd (0dB) at 0.316mV to 316V.

dB ranges (0dB = 1V): -90dB to +50dB in 13 ranges.

dBm ranges: -90dBm to +50dBm in 13 ranges.

Range extension: +1.5dB and +3.5dBm.

Dials: 0 to 12, 0 to 37, -20dB to +1.5dB, -20dBm to +3.5dBm.

Accuracy (1kHz sine) LIN (±10% mains voltage variation): ±0.3dB fsd.

Frequency range: depending on the filter and detector type.

Input impedance: 1MΩ/40pF in the mV ranges, 1MΩ/27pF in the V ranges.

Inherent noise (LIN and AVG): input shorted typically 6μV in the 3mV range, typically 5mV in the 1V range. Input shorted with 10kΩ typically 15μV in the 0.3mV range, typically 5mV in the 1V range.

Overload protection: max 400Vdc or max 400 Vac (≤100Hz).

Measuring amplifier

Amplification: -30dB to +70dB in 11 steps.

Accuracy (1kHz sine LIN): ±0.3dB.

Frequency range (LIN) RL >10kΩ: 7Hz to 1MHz ±1dB, 4Hz to 1.5MHz ±3dB.

Input impedance: 1MΩ/27pF (-30dB to 0dB), 1MΩ/40pF (+10dB to +70dB).

Output voltage: max 3V effective (4.2V peak) 1kHz.

Output impedance: 1kΩ ±5%.

Inherent noise (LIN and 0.3mV): typically -34dB at shorted input, typically -26dB at 10kΩ load.

Harmonic distortion at 1kHz: <0.2% 2nd harmonic, <0.1% 3rd harmonic.

Monitor amplifier

Output power: 0 to 450mW, 8Ω.

Frequency range, built-in loudspeaker: 120Hz to 10kHz max 1.5W.

Detector types

Frequency range: with mean value (AVG) rectifier 10Hz to 1MHz ±0.3dB. With effective value (rms) rectifier 20Hz to 200kHz ±0.3dB. To DIN 45633, IEC 179 slow or fast 20Hz to 200kHz.

Overload margin: +10dB (0dB).

Peak detector (PEAK): DIN 45405, CCIR 468, frequency range 30Hz to 200kHz ±0.3dB, overload margin +20dB (0dB), DIN 45405.

Filters

Linear: 4Hz to 1.5MHz +0.5dB -3dB.

A-Weighted: to DIN 45633 and IEC 179.

Unweighted: to DIN 45405 and CCIR 468.

Weighted: to DIN 45405 and CCIR 468 with unity gain at 1kHz.

Weighted: to DIN 45405 and CCIR 468 with unity gain at 2kHz. Only available with an 'average' detector.

Pilot tone filter (20Hz): to DIN 45500-2 with 19kHz and 38kHz attenuation >36dB.

Pilot tone filter (200Hz): to IEC 315-6 with 19kHz and 38kHz attenuation >36dB.

Filter accuracy: ±0.2dB at unity gain point.

External filter output: 0dB typically 26mV from 1kΩ ±1%.

External filter input: 0dB typically 26mV into 1kΩ ±1%.

External filter frequency range: 10Hz to 200kHz ±0.3dB.

Signal outputs

Left/right: galvanically connected to L/R input via L/R switch.

Output impedance (L/R): 1kΩ ±5%.

Analogue output (AC): 1V sine (0dB), 1kΩ ±5%.

Analogue output (DC): 1V (0dB), 1kΩ 1%.

Loudspeaker connection: 450mW, 8Ω.

Mains connection: 110V/220VAC ±10%.

Consumption: approx 16W.

Temperature range: 10°C to 40°C.

Dimensions: (whd) 12 3/4 × 8 1/4 × 6 1/4 in/323 × 210 × 160mm.

Weight: 14.4lb (6.5kg).

Manufacturer: Bang and Olufsen A/S, DK-7600 Struer, Denmark.

UK: Bang and Olufsen (UK) Limited, Eastbrook Road, Gloucester.

board and feed other parts by plug-in ribbon cables, the power supplies being a separate board in the base of the unit and various other smaller printed circuits mounting other components.

Access for servicing was reasonable and all components were clearly identified by screen printing on the glass fibre pcbs.

Whilst the standard of electrical construction was entirely satisfactory the mechanical construction was not particularly substantial and it is felt that this is strictly a laboratory instrument as opposed to a portable instrument as it could be

easily damaged in transit.

Inputs and outputs

The normal BNC high impedance input was found to offer an input impedance of 909kΩ in parallel with 23pF on the volts ranges with the shunt capacity rising by about 10pF in the mV ranges — quite high enough for normal applications.

When using the binding post inputs the value of the load resistors was adequately accurate when

88 ▶



REVIEWED IN MAY 1981 ISSUE

DISC PLAYBACK

Optimum performance from any cartridge

STEREO DISC AMPLIFIER 3

Line level RIAA equalised outputs from moving magnet cartridge inputs.

MOVING COIL PREAMPLIFIER

A preamplifier for all low impedance cartridges

Used by broadcasters and recording studios throughout the world.

Please ring or write for extensive specification leaflets.

Dominus

P.O. Box 1, Cranleigh, Surrey GU6 7JF. Tel. 0483 276477

Mastermike

The AKG CK8 capsule, mounted on a VR2 long neck, chosen by the BBC for the Mastermind contest.



AKG Acoustics Limited
191 The Vale
London W3.
Tel 01-749 2042

cold, but continuous dissipation of 100W produced excessive drift which I regard as unacceptable for accurate power measurements (see Table 1).

TABLE 1

Nominal resistance	Cold resistance L/R	Hot resistance
4Ω	4.049/4.043Ω	4.150Ω
8Ω	8.068/8.070Ω	8.213Ω

The inductance of the load resistors, being 1.2μH for the 4Ω resistors or 2.2μH for the 8Ω resistors was entirely satisfactory. A minor irritation was that the wire holes in the input binding posts were not all aligned vertically.

Turning to the external filter connections the voltage level for unity meter indication (as opposed to full scale of 1.2) was found to be 27.5mV with the output impedance being 1.002kΩ and the input impedance 999Ω — personally I would have preferred a lower output impedance and higher input impedance and the connections will not be compatible with some external filter arrangements.

Similarly the meter outputs have nominal impedances of 1kΩ with actual impedances of 1.009kΩ and 1.019kΩ for the DC and AC outputs respectively with the voltages being very close to the nominal 1V for unity meter indication at 0.991V DC and 1.010V AC.

Metering accuracy

Checking the calibration accuracy at 10Vrms input at 1kHz showed this indication to correspond to 0.996V with the meter being effectively flat from 30Hz to above 200kHz in the 'flat' and rms conditions on any sensitivity range.

Accuracy of the input attenuator was found to be within ±0.05dB within the frequency range to above 200kHz and the accuracy of alignment of the weighting networks at 1kHz was found also to be within ±0.05dB — a creditable performance.

Noise was always at a low level relative to the measurement capability, being at worst 30μV when measuring linear wideband with the peak rectifier and the input shunted with 600Ω. In all other conditions noise was below 10μV, but it must be remembered that the sensitivity of the unit is such that reliable measurements cannot be made below say 50μV.

Weightings and filters

The frequency response of the meter for the weighted conditions is shown in Fig 1 which demonstrates the A-weighting, CCIR Recommendation 468 weighting and the CCIR/ARM-weighting versus the 'flat' response. It can be seen that the accuracy of the curves is excellent and

they remain well within the permitted tolerances.

Similarly Fig 2 shows the frequency characteristics of the filters and the 'unweighted' curve to CCIR recommendation 468 and DIN 45405 plus the lowpass filters which attenuate the 19kHz pilot tone frequency by 38dB and 38kHz by 37dB. Again these curves are well within accepted tolerances.

Rectifiers

The characteristics of the rms rectifier was checked to the IEC Recommendation 179 (Precision Sound Level Meters) and found to be within the tolerances, twin tone testing showing that also the average and peak characteristics were correct.

Meter ballistics

Again using IEC Recommendation 179 the 'fast' and 'slow' meter characteristics were checked for their response to tonebursts and overswing and found to be well within the recommended tolerances.

More difficult to meet are the peak meter requirements to meet the CCIR Recommendation 468: 2 of 1978. In relation to this recommendation the meter was checked for its response to tone-

bursts of various durations at 1kHz and found to be very close to specification as shown in Table 2.

A further test is to apply 5ms bursts of tone at various repetition frequencies and here the meter fell just short of the requirements on one measurement as shown in Table 3.

In addition to the above tests the meter was checked for various other parameters such as overload and reverse error on pulses and found to be well within the requirements.

Summary

The Bang and Olufsen NM1 meter is very well conceived for routine maintenance work on stereo equipment and is another welcome contender in the limited range of meters which meet the CCIR 468 requirements.

In addition to this the B and O meter has other useful weightings. It is unusual as it has a true rms and also average rectifier and has the very valuable feature of a low power monitor amplifier and loudspeaker.

Overall the performance was found to be very good, with a couple of minor hiccups, in spite of which this unit can be well recommended for general maintenance work.

Hugh Ford

TABLE 2

Toneburst time	1ms	2ms	5ms	10ms	20ms	50ms	100ms	200ms
Meter's % steady state indication	18	29	42	48	52	59	71	87
Standard	13.5	22.4	34	41	44	50	58	68
Tolerance	21.4	31.6	46	55	60	68	78	92

TABLE 3

Burst rate	2Hz	10Hz	100Hz
Meter's % steady state indication	41	72	94
Standard tolerance	43/53	72/82	94/100

FIG. 1 B & O NM1 FREQUENCY RESPONSE FOR WEIGHTED CONDITIONS

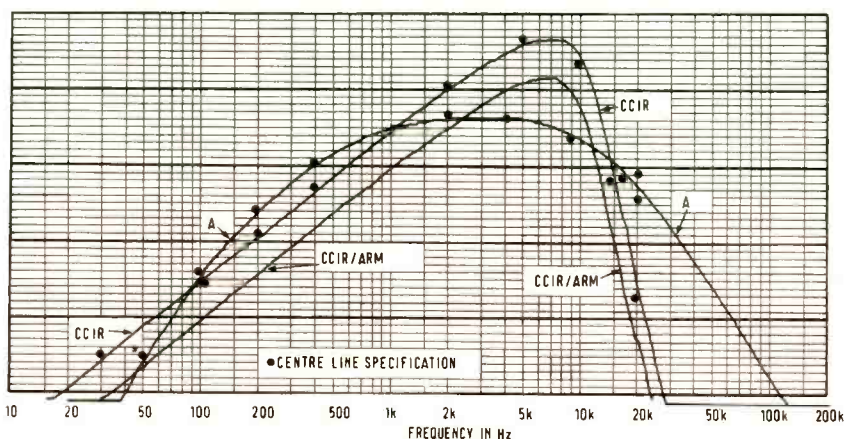
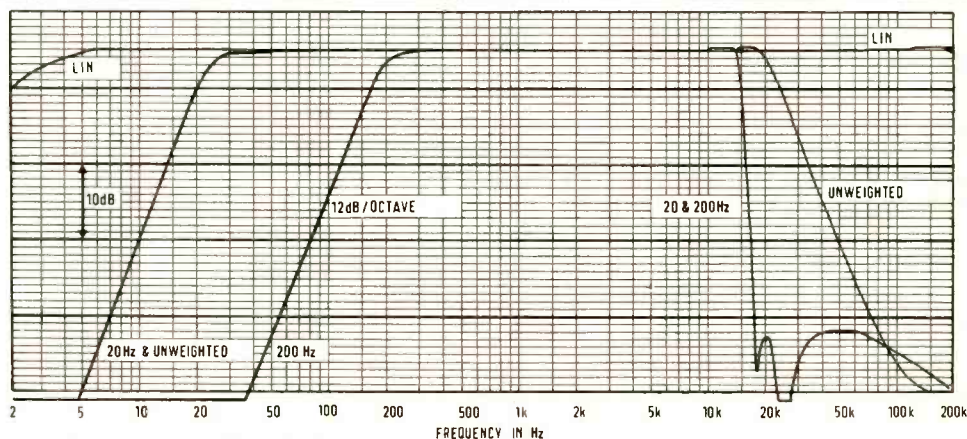


FIG. 2 B & O NM1 FREQUENCY CHARACTERISTICS OF FILTERS



The most advanced studio / broadcast master recorder

OTARI
MTR-10




OTARI

Otari Electric Co., Ltd.
4-29-18 Minami-Ogikubo, Suginami-ku Tokyo 167
Phone: (03) 333-9631, Telex: J26604

Bridging the gap between the new technology and old reliability, it's the logical extension of the innovative technology built into our multichannel MTR-90. The new MTR-10 gives the professional unprecedented control:

- Measurable and audibly discernible performance improvements. More than chips and buzz words, a balanced engineering approach: adjustable phase compensation with internal square/sine wave generator; electronically balanced I/O with direct coupled outputs.
- Full servo, D.C.PLL transport governed by an on-board microprocessor — an industry first.
- Unmatched production features — exclusive multiple edit modes, reverse play, standard alignment level presets, and dual-mode varispeed. Other features include controlled wind, preset master bias switching, three speeds and IEC, AES and NAB selectable. Also it includes return-to-zero and offers an optional tape locator with ten position memory and tape shuttle.
- Comprehensive servicing and support. Fully modular power supply, audio and transport electronics card frame. A highly dedicated distributor service network with factory trained and supported technicians.
- Available in full-track 1/4", 2-track 1/4" and 4-track 1/2". Comes with optional DIN-head and overbridge versions.

Nagra T—Audio



THE Nagra TA studio recorder is a new and innovative machine completely different from the famous portable Nagras and for that matter from any other audio recorder. These comments apply not only to the tape transport, but also to the electronics and the whole concept

of the machine. Designed originally as an instrumentation transport the tape is driven by twin capstans, one either side of the head block—a well proven instrumentation transport feature. However a completely novel feature is that the tape tension is detected within the

headblock and the offset between the capstans is arranged to achieve constant tape tension across the heads.

The tape transport is based on a 4 mm thick alloy plate mounted within a cast frame. This hinges on the fabricated alloy body of the recorder which is supported by a cast alloy spider. Within the main body there are twin, small, monitoring loudspeakers driven by a monitor amplifier on a PCB fixed to the right-hand side of the recorder. The level control and a channel selector switch for the amplifier protrude through the side together with a loudspeaker/headphones toggle switch and a stereo headphone ¼ in jack.

Located beneath a screen are the main electronics comprising five large PCBs which plug into a mother board at the rear of the unit. To the bottom right side is the mains power supply which has an on/off toggle switch and incandescent power indicator which protrude through the front cover. Also on the power supply is a rotary voltage selector covering European and American voltages and twin power fuses the identity of which is confusing as it implies one fuse is for 110 V operation and the other for 220 V operation.

Audio inputs and outputs take the form of recessed XLR connectors on the rear panel which also includes twin 25-way 'D' connectors, one for remote control via an IEEE-488 buss and the other for comprehensive audio monitoring. Also at the rear are two locking Tuchel connectors for

MANUFACTURER'S SPECIFICATION

Tape transport: twin capstan open loop system ensuring very low wow and flutter and modulation noise.

Preset calibrations: direct access to four preadjusted recording calibrations in respect of speed, type of tape (bias) and standard.

Playback speed: selection of four playback speeds with respect to standard (CCIR, NAB, Nagramaster).

Fast copying: facilities at 30 in/s.

Editing: standard—manual with free spools, bidirectional hand pull, dump and built-in cutter. Optional—servo controlled with automatic displacement of edit point to built-in cutter.

Remote control: detachable, individual control unit with full remote capabilities and access to all functions including counter by means of a 25-pin 'D' connector.

Power supply: AC/DC operation with very low power consumption.

Warning display: two levels of alarm (close to limits and out of limits) for power (internal DC voltage supply) and interhead tape tension.

Matrix display: for record and output modes.

Tape counter: time display, five digits (h.mm.ss) bidirectional, 7-segment LED (eight digits for optional time code: hh.mm.ss frames). Time indication corresponding to selected speed. Accuracy better than 0.1% at all speeds including spooling mode. Zero locator and reset pushbutton.

End of tape sensor: optical clear tape.

Speed variator: variable playback speed $\pm 6\%$ and variable spooling speed 0 to 10 m/s in both directions.

Skip: three speeds in both directions by non-latching switches—nominal speed and 2x nominal speed with listen facilities, fast winding speed without listen.

Tape transport

Tape drive: twin capstan open loop system with two servo-controlled capstan motors and interhead tape tension sensor.

Tape tension: two independent tape tension servo control loops, one between the two capstans and the other between spools and capstans. Between capstan 75 g (internally adjustable). Between spool

and capstan—normally 75 g. Maximum tape tension 180 g when starting or stopping at fastest spooling speed.

Tape speeds: 30 in/s = 76.2 cm/s, 15 in/s = 38.1 cm/s, 7½ in/s = 19.05 cm/s, 3¾ in/s = 9.525 cm/s.

Tape width: 6.35 mm (¼ in).

Tape thickness: from 25 µm to 50 µm (0.7 mil to 1.5 mil without adjustment).

Maximum spool diameter: up to 180 mm (7 in) with lid. Up to 300 mm (11.8 in) without lid.

Spool hub type: NAB, AEG, cinema.

Speed accuracy: $< \pm 0.05\%$ (0.1%) from -20° to $+70^\circ\text{C}$.

Wow and flutter: weighted peak flutter recording/playback system. IEE 193—1971 ANSI S 4.3 1972 standards. 30 in/s — $\leq \pm 0.015\%$ ($\pm 0.025\%$), 15 in/s — $\leq \pm 0.02\%$ ($\pm 0.027\%$), 7½ in/s — $\leq \pm 0.025\%$ ($\pm 0.035\%$), 3¾ in/s — $\leq \pm 0.03\%$ ($\pm 0.05\%$).

Start time: 30 in/s—500 ms, 15 in/s—300 ms, 7½ in/s—250 ms, 3¾ in/s—200 ms.

Stop time: measured with 300 mm (11.8 in) full spool, IEC standard—from fastest speed to tape stationary 1.5 s, from 30 in/s to tape stationary 0.5 s.

Fast winding speed: up to 10 m/s (730 m or 2400 ft: 100 s).

Head unit

Interchangeable head unit with erase, reference (optional), record and playback heads.

Stereo head unit: record/playback two tracks per head. Track width 2.75 mm (0.108 in). Inter-track distance 0.75 mm (0.029 in). Erase full track.

Two track head unit: record/playback two tracks per head. Track width 2 mm (0.095 in). Inter-track distance 2.4 mm (0.095 in). Erase two tracks.

Mono head unit (IEC standard): record/playback one track per head. Track width 6.35 mm (0.25 in). Erase full track.

Record-reproduce

Inputs: symmetrical floating (isolated from chassis); impedance $> 10\text{ k}\Omega$; nominal level 0 dB 390 mV to 4.4 V (internally switchable); clipping level $> +14\text{ dB}$; record calibration mounted on plug-in cards (maximum four per channel), operator adjustable and interchangeable.

Outputs: symmetrical floating (isolated from

chassis); load $> 200\ \Omega$; nominal level 0 dB 755 mV to 4.4 V (internally adjustable). Maximum output level $> +24\text{ dBm}$; output impedance $< 30\ \Omega$.

Erase: frequency 256 kHz crystal-controlled; efficiency $> 82\text{ dB}$ standard head, $> 90\text{ dB}$ special head; at maximum peak level 1250 Hz—1020 nWb/m.

Bias: frequency 256 kHz crystal-controlled.

Performance (measured on NTA-S09012 model): 6.35 mm (0.25 in) stereo version

Crosstalk: $> 50\text{ dB}$ at 1 kHz, $> 40\text{ dB}$ at 10 kHz.

Frequency response: typical; specified values in brackets. Test tapes 3M 250 for NAB standard, 3M 256 for CCIR standard; 15 in/s CCIR/NAB 30 Hz to 20 kHz $\pm 1\text{ dB}$ ($\pm 1.5\text{ dB}$), 7½ in/s CCIR/NAB 30 Hz to 15 kHz $\pm 1.5\text{ dB}$ ($\pm 2\text{ dB}$). Fast copying: 30 in/s 50 Hz to 60 kHz $\pm 1\text{ dB}$ ($\pm 2\text{ dB}$).

Signal to noise ratio: RMS, ASA A-weighted, reference signal at maximum peak level (1020 nWb/m, *810 nWb/m) NAB 3M 250—15 in/s 73.5 dB, 7½ in/s 73.5 dB. CCIR 3M 256—15 in/s 75 dB, 7½ in/s 71 dB*. SPR50LH—15 in/s 76 dB, 7½ in/s 70 dB*. PEM 468—15 in/s 74.5 dB, 7½ in/s 69.5 dB*. AES—30 in/s 77.5 dB. Nagramaster—15 in/s 77.5 dB*.

Distortion: (measured at 160 Hz and 1.6 kHz 1020 nWb/m*, 810 nWb/m 15 in/s—NAB, H2 0.3%, H3 0.7%, CCIR, H2 0.3%, H3 0.7%; 7½ in/s—NAB, H2 0.3%, H3 1.0%, CCIR, H2 0.5%*, H3 1.0%*. (Tape used for test: NAB standard, 3M 250; CCIR standard, 3M 256, SPR 50 LH and PEM 468.)

General

Dimensions: (wdh) with 180 mm (7 in) reels and without control unit 400 mm \times 335 \times 238 mm. With 300 mm (11.8 in) spools and without control unit 610 \times 420 \times 250 mm. Control unit 400 \times 110 \times 50 mm.

Power supply: mains adaptor or 11 to 14 V DC.

Power consumption: AC typically 65 VA maximum 85 VA. DC typically 40 W.

Operation positions: any position.

Operating temperature: (tape limited) -20 to $+70^\circ\text{C}$ (DC supply). -20 to $+50^\circ\text{C}$ (AC supply).

Manufacturer: Kudelski SA, CH-1033 Cheseaux-sur-Lausanne, Switzerland.

UK: Hayden Laboratories Ltd, Hayden House, Chiltern Hill, Chalfont St Peter, Bucks. 92 ▶

Nothing reproduces better than a Sony microphone.



If the microphone you're using gives anything less than completely faithful reproduction from studio to control room it certainly isn't a Sony. The C48 simply can't be bettered in that respect. Its performance is so outstanding, it won't leave so much as a whisper behind in the studio.

And the same level of sound quality applies throughout Sony's range of professional microphones.

The C35P and C36P uni-directional condenser types perform beautifully on stage and are particularly suitable for multiple-microphone recording.

In theatre and outside broadcast situations Sony C74 and C76 shot gun type microphones will accurately pick up frontal sound, with excellent indirect and ambient noise rejection.

Newer additions to the Sony microphone range include the ECM 969 and 989 single point stereo mikes with the option of remote control of directional axes, and the F560 and 660 uni-directional dynamic types, particularly suited to vocal performances.

In fact from the tiny ECM 50 PS tieclip mike to the F115 omni-directional dynamic microphone which will stand up to the harshest climatic conditions without any loss of sound quality, there's a Sony Microphone to suit just about any professional requirement.

Because after 30 years in the business there aren't many situations Sony haven't been called on to cope with.

If you'd like to hear more, contact Keith Smith at Sony (UK) Ltd, Pyrene House, Sunbury Cross, Sunbury on Thames, Middlesex or telephone Sunbury 81211 **SONY**



reviews

high speed copying with a bandwidth extending to 60 kHz at the copying speed of 30 in/s and the mains connector which for some reason takes the form of the high current version of the IEC connector.

At either side of the recorder there is a 9-way 'D' connector for connecting two control panels one of which normally fits to hinged brackets at the front of the machine, the other optional panel being a remote control. Also at the sides are two fixings for the very neat optional console which allows the recorder to be tilted to any convenient angle.

As is usual with Kudelski products the standard of construction is beyond reproach in both the mechanical and electronics departments and access to all parts for servicing is excellent. Furthermore most units can be easily removed as interconnections are via ribbon cables equipped with insulation displacement connectors.

Reverting to the tape transport each reel has a servo-controlled DC motor of remarkably small dimensions equipped with a gear wheel which drives a toothed belt. This in turn drives two separate spool hold-down positions at each side of the recorder which are flush with the top plate. The two inner positions accept spools up to 8 in diameter (7 in with the clear plastic lid in place). Using the two outer positions spools up to 11.8 in diameter can be accepted.

Three types of spool hold-down clip into the drive positions—NAB, cine or European AEG hubs. The cine adaptors use the common spring-loaded centre catch with the NAB adaptors having a central toggle which makes three leaves protrude through the sides of the adaptor and descend upon the spool to give positive location. Braking of the spools is at the outer locations and appears to take the form of internal drum brakes which are driven via a motorised cam which performs all mechanical movement functions within the recorder.

A screwdriver-operated switch beneath the transport plate allows oxide in or oxide out operation with this and all other features including the tape threading path being clearly identified on the transport plate.

From the pay-off spool the tape passes over a metal guide roller before passing to the spring-loaded roller guide tension sensing arm the position of which is sensed by a variable reluctance transformer. There follows a low inertia tape speed/position/direction sensor before entering the first capstan. Both capstans are directly driven by servo motors with the right-hand capstan controlling the tape speed which is referenced to a crystal, with the left-hand capstan being controlled by the tape tension within the headblock.

The capstans take the form of large diameter ceramic sleeves on metal shafts well protected with bearings at their outer ends. To my knowledge the pinch roller arrangement is unique. Both pinch roller assemblies and the replay head shield (with provision for two shields at other positions) are mounted on a carriage plate. In the loading or 'park' state the carriage, which is the width of the headblock, retracts about 2 in clear of the heads giving excellent access to the heads for cleaning and a straight tape path for loading.

Entering the stop mode activates the aforementioned motor-driven cam which places the carriage close to the headblock with the pinch rollers disengaged. The next action is entering a tape drive mode (other than fast modes when the

carriage is retracted) when the motor-driven cam is again activated and the pinch rollers engaged.

The headblock is readily removable, being secured flush on to the top plate by three screws with the electrical connections being two 25-way 'D' connectors and the mechanical location by two pins which enter holes in the top plate. Within the headblock which comprises a machined alloy shell, the head and other components are suspended from the top of the shell. At the entrance to the headblock an optical clear tape sensor is fitted at a fixed edge guide, followed by a ferrite erase head and the tape tension sensor which is a variable reluctance transformer device with fixed edge guides at either side. This is before a position for an extra head which is followed by the metal record and replay heads in between which there is a flutter roller.

Whilst the review sample was fitted with European stereo heads, 2-track and monophonic headblocks are available with time code being an option.

From the fixed exit guide of the headblock the tape passes a manually operated set of editing scissors before the take-up tension arm with its two metal roller guides controlling the take-up spool.

Turning to the electronics each record/replay chain occupies a plug-in PCB which extends almost the complete width of the recorder, the two boards being similar but not identical. Each board has five subsidiary plug-in boards one of which has a bar-type LED level indicator with 3 dB steps from -18 dB to +6 dB. The remaining four boards each have record equalisation, level and pre-distortion controls allocated to a particular tape speed and type. Changes in record equalisation and tape speed combinations can therefore be achieved by interchanging these boards, but bias setting must be done separately.

The potentiometer controls available at the front of the audio channel boards are an overall replay level for all speeds, four head loss compensators for the four speeds from 30 in/s downwards and then five controls on each of the four plug-in equaliser boards. These controls are for record level, record equalisation, second harmonic pre-distortion and third harmonic pre-distortion at 160 Hz and at 1.6 kHz.

The remaining front control is a toggle switch on the level indicator board for switching between input and output. Seventeen further potentiometers require an extender board for adjustment with soldered links selecting the output level between 0.775 V, 1.55 V or 4.4 V. A movable pin connector selects the input sensitivity between these levels in addition to 0.390 V and 3.10 V. Finally two miniature PCB mounted slide switches select the 30 in/s high speed copy function.

Space is left to the right of the audio boards for a noise reduction board to be plugged in via a pin connector, but no details of this were available at the time of writing.

Below the audio boards and of the same size is the logic/control board which is largely a mass of logic integrated circuits.

To the left of the front a 3-position toggle switch selects monophonic, stereo or multitrack operation—a 4-track ½ in version of the recorder being intended. Adjacent to this a slide switch selects the record delay such that the record mode is entered either after a tape length being that between the erase and record heads or

For FM Wireless Intercom Headphones ...it's AES Booth 1201!

Crystal clear "Hands Free" voice actuated wireless intercom up to ¼ mile. FCC certified and license free. Five channels allocated. Base station available to interface with "Hard Wired" systems. Soft, foam-filled, vinyl ear cushions provide an excellent acoustic seal, reducing ambient noise. Single or double ear models available with or without VOX (voice actuation). The R-Columbia Model TR-50 (Less VOX) is \$297.



Manufactured by:

R-COLUMBIA
Products Co., Inc.

2008 St. Johns Avenue
Highland Park, IL. 60035
(312) 432-7915
TWX: 910-692-2160

World-class consoles
should be judged on the basis of
performance, not price. Sophisticated and
functional design and proven reliability
at realistic prices are the basic factors that
distinguish Sound Workshop consoles.



Sound Workshop Professional Audio Products, Inc.
1324 Motor Parkway, Hauppauge, New York 11788 (516) 582-6210 Telex 649230



reviews

when the proper tape speed has been achieved.

There are four rotary switches which select the replay equalisation for each of the four speed/record equalisation combinations selected. The available replay equalisations cover 3¾ in/s NAB/CCIR, 7½ in/s NAB or CCIR, 15 in/s NAB or CCIR or Nagramaster, 30 in/s CCIR or AES. Next there is a single bias level setting potentiometer for each of the four selected speed/equalisation combinations. Following these an 8-way DIL switch selects the initial conditions at switch-on dealing with such matters

as the allocation of monitor outputs or ready/safe in multitrack. There follow three sensitivity controls for the clear tape sensor and the tape counter and a clear tape function switch which allows rewind, stop or no action at clear tape.

Below this is the speed stabiliser board with a large heatsink. Controls on this board affect such matters as tape tension and motor-driven cam operation, this board and the computer board below it being to the left of the power supply. Finally there is space below for the

optional synchroniser board.

Two types of control panel are available, one being a simplified version of the other excluding the editing functions, skip functions and loading with spool motors on. The two types are interchangeable or may be operated in parallel with the remote control up to 60 m away from the recorder and being connected via a serial interface using a 6-way screened cable.

To the left of the control panel an annunciator panel shows the machine status with space for four channels, the review machine giving record indications and output source between input/replay or off—this selection being by means of two momentary pushbuttons. Nearby there is a smaller warning annunciator panel with six indicators: two each for power, phase lock and tape tension. These give warning of impending disaster as 'close to limits' indications and 'out of limits' indications. Below this there are three indicator lights, one for mono, one for timecode and a spare with a nearby light sensor automatically controlling the intensity of all indicators and displays.

The tape motion controls whilst being conventional at first sight take the form of momentary pushbuttons with integral LED indicators. However all the controls except record serve two functions depending if a 'shift' control is pressed at the same time. Entering the record mode by pressing shift and record inhibits all tape motion controls except stop, play which drops out into play and a pause control. Entering record immediately illuminates the record LED and after the appropriate delay illuminates the record indicators in the annunciator panel. Dropping into record from play is achieved by pressing record and shift.

The other functions associated with the shift control are: play (LED on) which becomes variable speed play in association with a speed variator control; rewind (LED on) which becomes go to leader; fast forward (LED on) which becomes variable speed spool with the speed variator control; pause which becomes listen when spooling; and finally, stop (LED on) which becomes park and withdraws the pinch roller carriage. At the centre of the panel tape time is indicated in hours, minutes, seconds and frames (when time code is fitted) up to 9 hr 59 min 59 s with clear seven-segment displays with proper negative and positive indication. In addition the tape timer automatically corrects when the tape speed is changed such that the indicated time always corresponds to the actual time from the original zero position on tape. Pushbuttons allow the time to be reset and also provide a zero locate facility.

Already mentioned is the speed variator control which is a dial calibrated to $\pm 6\%$ in speed with additional arbitrary indications of ± 10 for spooling speed. A third annunciator panel has four indicators which line up with tape speed, equalisation and tape type legends, the change being made by a single 'modify' push-button which steps through the options.

In the simple control panel a single 'load' button is provided which withdraws the pinch roller carriage, releases both spool brakes and switches the spool motors off. The tape is then laced and pressing stop initiates the spool motors and inserts the pinch roller carriage. Two further load buttons are fitted to the more complex control unit, one starting the right spool motor once the tape has been laced and the other the

**good
better
gauss**

Hear them. Write for your nearest dealer.

Cetec Gauss
9130 Glenoaks Blvd.
Sun Valley, CA 91352

STL Offers The Most
Complete Selection

Of Test Tapes Available Anywhere

If you are looking for precision test tapes, look no further. STL can serve all your needs with 2", 1", 1/2", 3/4" and 150 mil tapes for frequency alignment, level set, azimuth set, flutter & speed test, sweep frequency tests and pink noise analysis. Available on reels, in cartridges or cassettes. Also available is the Standard Tape Manual and the Magnetic Tape Reproducer Calibrator.

Write or phone for fast delivery or free catalog.



STANDARD TAPE LABORATORY, INC.

26120 EDEN LANDING ROAD #5, HAYWARD, CALIFORNIA 94545 • (415) 786-3546

REVOX AND STUDER

A80 RC Stereo from—£4,761
B67 MkII—£2,670
PR99—£808
B710 Cassette Deck—£638
B77 HS—£589

REBIS

RA 402 Parametric—£381
RA 201 Gate—£61
RA 203 Comp/Lin—£110
RA 205 ADT/Delay—£166

RSD STUDIOMASTER

16X8—£1,670
16X4—£985
Studio 4—£650

FURMAN

RV1 Reverb—£195

TURNER

A300—£400

MXR

3.2sec Delay—£890
Pitch Transposer—£685
Dual Limiter—£280
2 x 15 Graphic—£270

LEXICON

Prime Time (256ms)—£1,568
PCM 41—£905

MICROPHONES

AKG D190—£38
D12E—£88
D330EBT—£70
C414—£274
C51E & CK1—£105
Calrec 1000 Series—£88
2000 Series—£101
Neumann U87—£404
Shure SM57—£60
SM58—£77

HEADPHONES

AKG K141—£32
Beyer DT100—£31

TAPE

Ampex 1/4in. 456—£10

All prices exclude V.A.T. E. & O.E.

This is just a small selection. Full list available on request. Phone Carol to go on our mailing list. Radio Stations — see our ad. in Broadcast Sound.

Please note our new 'phone number


061 236 0274

Beehive Mills, Jersey St, Ancoats, Manchester M4.

sounds



**the start of a
new movement!**



**The Citec 100SF
Professional Studio Fader**

Just try it! It's the only way you will be able to appreciate the smooth uniform action of this superb piece of advanced engineering. Developed for the professional's sensitive touch and their demanding specifications.

The Professionals require...

- Uniform smooth movement
- Exceptional low noise
- Essentially infinite resolution
- Attenuation greater than 105dB
- Audio law calibrated to 70dB
- Excellent frequency response
- Designed for minimum crosstalk

The 100SF range more than meets the professional's requirements... it's smooth!

FROM

CITEC
THE NEW NAME

Citec Limited Cheney Manor
Swindon Wilts SN2 2PZ;
Telephone (0793) 487301

reviews

TABLE 1

Tape speed Equalisation	30 in/s 17.5µs	15 in/s 35µs	7½ in/s 70µs	3¾ in/s 90 + 3180µs
Frequency 31.5 Hz	-5.4 dB	-1.0 dB	-0.6 dB	-2.0 dB
100 Hz	-1.4 dB	-1.4 dB	-0.6 dB	-1.2 dB
500 Hz	-0.5 dB	-0.2 dB	-0.1 dB	-0.2 dB
1 kHz	0 dB	0 dB	0 dB	0 dB
5 kHz	+0.4 dB	+0.2 dB	+0.5 dB	+1.0 dB
10 kHz	+1.0 dB	+0.6 dB	+1.1 dB	0 dB
12.5 kHz	+1.3 dB	+0.8 dB	+1.4 dB	-3.0 dB
16 kHz	+2.0 dB	+0.9 dB	+1.2 dB	-10 dB
18 kHz	—	+0.8 dB	+0.6 dB	—

TABLE 2a Machine replay noise without tape reference 320 nWb/m

Speed Equalisation	30 in/s AES	15 in/s CCIR	7½ in/s CCIR	3¾ in/s NAB/CCIR
22 Hz to 22 kHz RMS	65.0 dB	65.0 dB	64.0 dB	65.5 dB
A-weighted RMS	79.0 dB	78.0 dB	72.0 dB	71.5 dB
CCIR-weighted RMS	73.5 dB	72.0 dB	67.0 dB	63.0 dB
CCIR-weighted quasi-peak	70.0 dB	68.0 dB	63.0 dB	59.0 dB
CCIR-weighted ARM ref 2 kHz	80.5 dB	78.5 dB	73.5 dB	69.5 dB

TABLE 2b Noise from Ampex 456 tape recorded with bias only

22 Hz to 22 kHz RMS	56.0 dB	59.5 dB	59.0 dB	61.0 dB
A-weighted RMS	67.0 dB	65.0 dB	62.0 dB	64.0 dB
CCIR-weighted RMS	59.0 dB	56.5 dB	53.0 dB	54.5 dB
CCIR-weighted quasi-peak	55.0 dB	52.0 dB	49.5 dB	51.0 dB
CCIR-weighted ARM ref 2 kHz	65.5 dB	65.0 dB	62.0 dB	61.0 dB

left motor. Whilst these functions can be useful care is required as the spools suddenly take off once tape tension is present!

A further feature of the comprehensive control panel is six skip buttons, three for each direction. Pressing skip with a single arrow by it initiates tape movement at the set speed in either direction whilst the button is still pressed with the tape in contact with the heads. Pressing a skip with two arrows does the same at 30 in/s with the audio output muted by 6 dB. Pressing a skip button with three arrows moves the tape at the fast wind speed out of contact with the heads and with the audio fully muted. These skip functions are excellent for editing as if they are operated when in the play mode the recorder returns to play after a skip function.

The final feature of the comprehensive control panel is the editing system with several unique features. Pressing a 'free spool' button releases the spool brakes and disconnects the motors allowing rock and roll editing, two other buttons allowing single-handed editing with one spool free and the motor on the other pulling the tape at low power.

A most ingenious facility is initiated by pressing a 'servo' button which engages the right-hand pinch roller, releases the brakes and applies power to the spool motors—turning a rotary control with inbuilt inertia then moves the tape in either direction via the capstan allowing precise

edit point location. Whilst access to the replay head can be attained by removing the head shield this is normally unnecessary as pressing a button marked with scissors moves the tape so the edit point is located above the inbuilt editing scissors. There is finally a dump edit button which dumps tape at the set tape speed from the right-hand capstan.

All these features, which don't take long to understand, make the Nagra T-Audio a unique editing machine which is lightweight and easily transported by one person. When running, the machine was very quiet and kept remarkably cool being without any form of ventilation, thus excluding dust and dirt.

At the time of writing only a provisional instruction manual was available and even the UK agents did not have servicing information. However this will no doubt appear in due course and the machine will be very easy to service as all components are clearly identified and readily accessible.

Inputs and outputs

The input impedance of the balanced audio inputs was found to be constant with gain setting at 14 kΩ with a very good common mode rejection ratio of 70 dB at 1 kHz decreasing at 6 dB/octave with increasing frequency. With the input sensitivity link set for 1.55 V (+6 dBm) as supplied at 30 in/s and 15 in/s this input level

recorded 510 nWb/m with the individual record level setting controls for each tape speed/type having a range of ±4 dB which is quite adequate.

The main audio outputs at the XLR connectors were found to be floating outputs with an impedance of 50Ω. As supplied the output at 30 in/s and 15 in/s was +6 dBm for a recorded fluxivity of 510 nWb/m with an adjustment range of ±2.5 dB. At the lower tape speeds the output level was +4 dBm for a fluxivity of 320 nWb/m at 7½ in/s or 250 nWb/m at 3¾ in/s.

At the rear panel monitoring 'D' connector, low impedance unbalanced outputs are provided for monitoring after the input preamplifier, the input signal before recording on to tape, the replay from tape and the signal applied to the output transformers. All these signals had a level 6 dB below the input signal level. This connector also includes a signal to indicate that the recorder is in the record mode, this being a zero to +7 V level. In addition, amongst other signals, the connector includes the buss signal applied to the remote control unit—this signal having a period of 60 µs with a block length in the order of 15 ms.

Finally there is the remote control connector for connection to an IEEE buss. This connection is not however directly compatible with IEEE 488 controllers and requires a special interface. This connector also includes other remote control features including varispeed and remote servo editing control facilities.

Replay performance

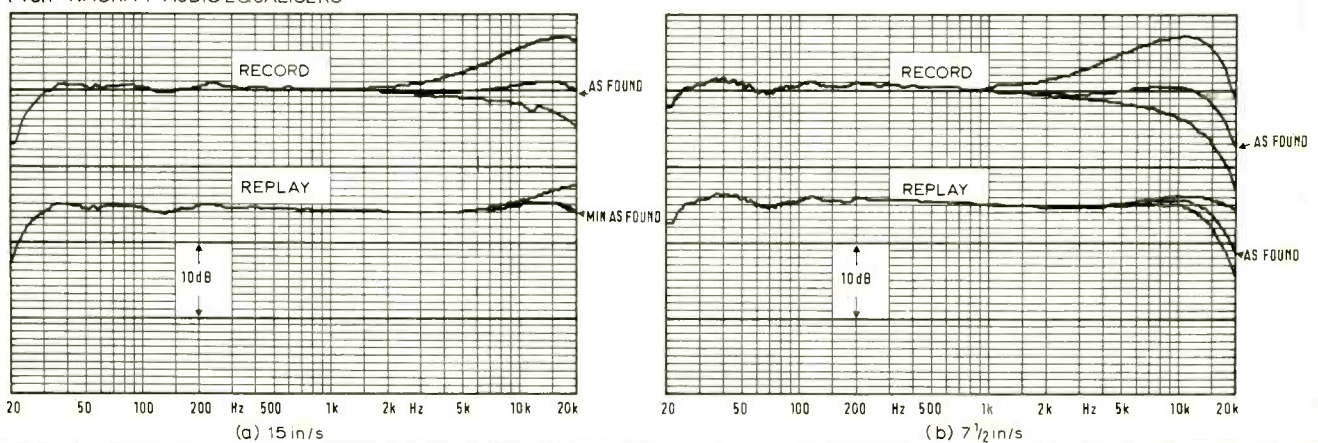
The replay frequency response was checked using an Ampex calibration tape at 30 in/s and BASF calibration tapes at the three lower tape speeds. Both channels were found to be identical to all intents and purposes with the results being as shown in Table 1.

Allowing for tolerances between calibration tapes the above performance at the three higher tape speeds is very good; however as shown in Fig 1a and Fig 1b the range of the replay head loss equaliser is fairly restricted, particularly at the higher tape speeds. However the function of a number of on-board controls is not known and these may allow further changes in equalisation and levels which are not available at the front of the boards.

Noise in the main outputs was measured with tape which had been recorded with bias only and without tape referred to a fluxivity of 320 nWb/m as given in Table 2.

98 ▶

FIG.1 NAGRA T-AUDIO EQUALISERS



Reel Dynamite

There's only one way to produce a tape that will deliver a consistently super-clean sound.

And that's simply by blowing all compromise in a tape's over-all dynamic design.

Easier said than done, of course.

But thanks to 3M tape technology, Scotch 226 Audio Mastering Tape has managed to blast a way through the compromise barrier.

Take the hairy problem of print-through, for instance.

Unlike most other state-of-the-art mastering tapes, Scotch 226 tapes, from 3M provides 2 to 3dB less print-through than the best of its rivals.

Which, in itself, is pretty devastating enough.

But what about factors such as headroom and biased tape noise?

Or signal-to-noise ratios? Or distortion and frequency response levels? All those factors that directly influence ultimate sound quality?

In two words: no compromise.

Reel after reel, batch after batch, Scotch 226 Tape delivers headroom and distortion properties that are simply second to none.

And the same goes for extended frequency response or modulation noise capability or anything else you might care to name.


All in all, Scotch 226 Tape hands you what no other high-performance mastering tape can: pure, sweet, super-clean sound.

Scotch 226 Audio Mastering Tape. By all means give it whirl.

But prepare your ears for some demolishing reverberations.

For further information please contact:

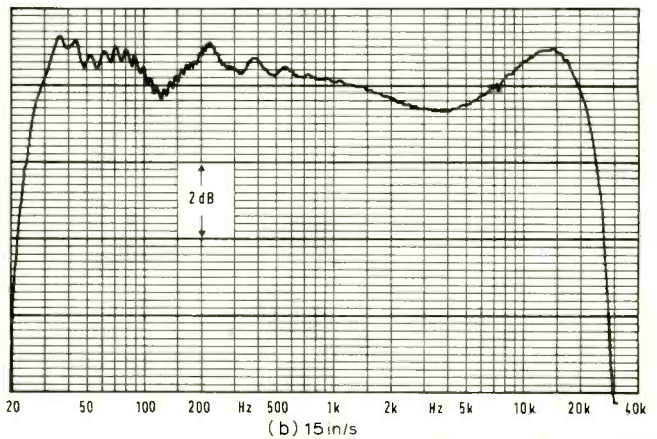
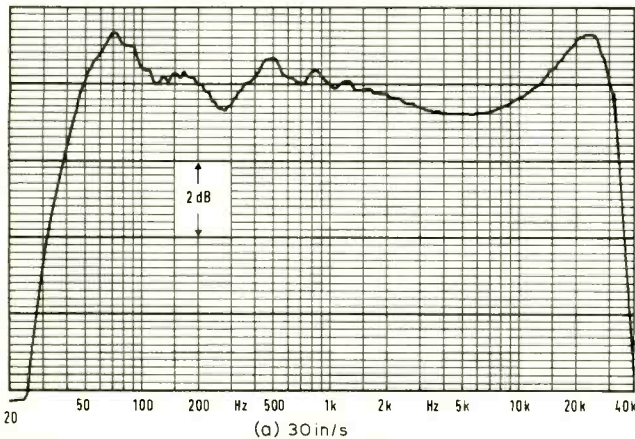
Martin Luddington,
Recording Materials Division,
3M United Kingdom PLC.,
3M House, PO Box 1,
Bracknell, Berkshire RG12 1JU
Telephone: Bracknell (0344) 58398



3M and Scotch are trade marks

3M

FIG.2 NAGRA T-AUDIO RECORD/REPLAY (AMPEX 456)



All these figures give a very good margin between machine replay amplifier noise and tape noise for Ampex 456 which is one of the lower noise tapes available. It was however noted that the machine was rather prone to power line hum pick-up from nearby devices. In addition the low frequency noise performance of the two channels differed significantly with the quoted 22 Hz to 22 kHz band limited figures showing the best channel with up to 6 dB differences in this measurement and negligible differences in the weighted measurements.

The signal handling capability of the replay chain was more than adequate for any current tape types with the output level reaching +20 dBm before severe distortion occurred.

Record/replay performance

The record/replay frequency response as received for the tape speeds of 30, 15 and 7½ in/s are shown in Fig 2a, Fig 2b and Fig 3 respectively which show a good performance which could be bettered by fine adjustment of the bias and equalisation. Of particular interest is the good control of the low frequencies at the higher tape speeds.

Reference to Fig 1a and Fig 1b shows that the range of the record equalisers is adequate with the range of bias being such that the machine could overbias Ampex 456 tape by 5 dB at 10 kHz at 15 in/s. Similarly the record drive was adequate with a capability of driving a level 15 dB above 320 nWb/m.

Resulting from the pre-distortion technique used in the record amplifiers the second and third harmonic distortion when recording 320 nWb/m at 1 kHz at 7½ in/s was remarkably low at 0.1% for both harmonics with the 3% third harmonic point being at +11.3 dB reference 320 nWb/m. Dropping into record was found to leave approximately a 1 in erased gap on tape irrespective of the tape speed. It is therefore assumed that some adjustment of the bias timing ramp was required for gapless drop-ins.

Crosstalk between the two tracks using the stereo head supplied at 30 in/s and 7½ in/s was excellent as shown in Fig 4 and Fig 5. However the latter is deceptive at very low frequencies due to breakthrough of a 20 Hz tone when running at 30 in/s. This breakthrough is probably associated with the right-hand capstan motor as it was found to be extremely sensitive to the presence of the replay headshield, being about -40 dBm at the output with the shield in place or -30 dBm

FIG.3 NAGRA T-AUDIO RECORD/REPLAY 7½ in/s BASF SPR50

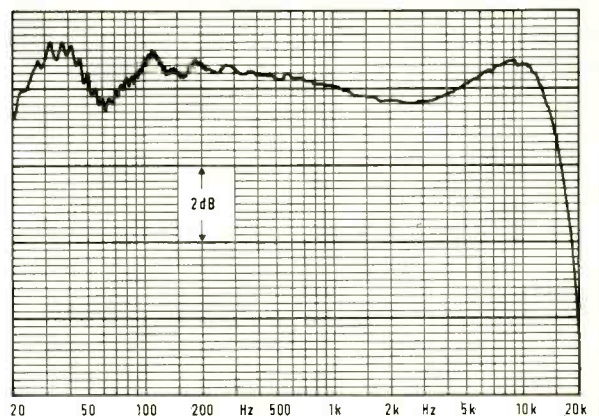


FIG.4 NAGRA T-AUDIO 30 in/s CROSSTALK

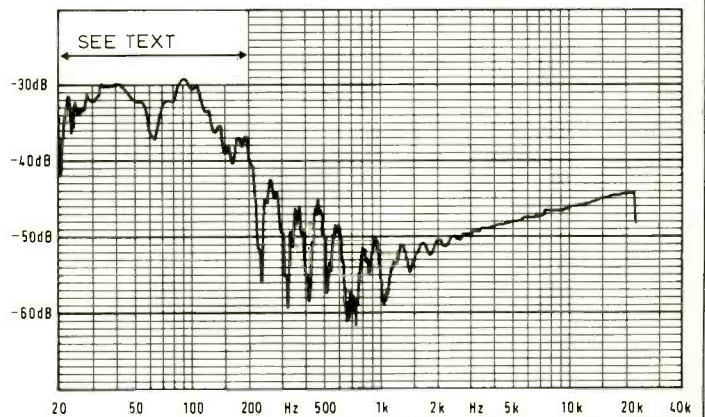
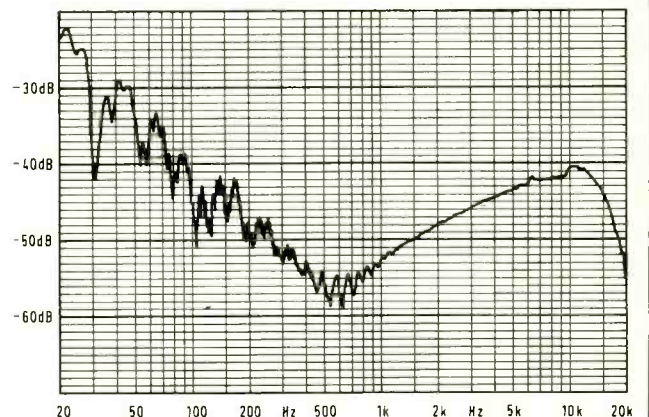


FIG.5 NAGRA T-AUDIO 7½ in/s CROSSTALK



Truly superior. We'll prove it!



The Orban 424A Gated Compressor/ Limiter/De-Esser

There are lots of production limiters out there. Old favorites. Pretenders to the throne. The competition is fierce. So, when Orban set out to design a new production limiter, we knew it had better be superior.

The result of our research is the "Studio Optimod"—a Gated Compressor/Limiter/De-Esser with versatile controls, simple set-up, and a natural, transparent sound that must be heard to be appreciated.

Try one and A/B it against your current favorite. You'll notice the **sound**—remarkably smooth and natural over a wide range of control settings—even at high compression ratios where apparent loudness and punch are significantly enhanced. It's no accident: The unit is a direct descendent of our super-popular, second-generation OPTIMOD-FM broadcast limiter. So it exploits our years of experience in making an AGC device sound natural on diverse program material without critical re-adjustments. Yet full versatility exists for special effects in production.

A bonus is a smooth, natural de-esser. It's independent of the compressor/limiter section so you can simultaneously compress and de-ess vocal material without compromise. You can even de-ess sibilant vocals which have been mixed with other program.

The icing on the cake is unique gating and "idle gain" functions which prevent unnatural noise-producing gain variations during pauses and abrupt gain changes when the unit is switched in.

Our new Model 424A (dual channel) and 422A (single channel) are destined to become the new industry standards in dynamic range control. Prove it to yourself. Contact your Orban dealer today.

orban

Orban Associates Inc.
645 Bryant Street
San Francisco, CA 94107
(415) 957-1067
Telex: 17-1480

European Master Distributor



Scenic Sounds Equipment Limited

97-99 Dean Street, London W1V 5RA Telephone: 01-734 2812/3/4/5 Telex: 27 939 SCENIC G

England Industrial Tape Applications Belgium Trans European Music (Bruxelles) Finland Studiotec (Espoo)
France 3M France SA, Minicom Div (Paris) Germany Estemac (Hamburg) Greece Audiolab Hellas (Athens) Holland Cadac Holland (Hilversum)
Italy Audio Products International (Milano) Spain M. Llewellyn-Jones (Madrid) Sweden Tal & Ton (Gothenburg)

reviews

without the shield. In the latter case the harmonics of the 20Hz tone were audibly objectionable.

Erasure of a 1 kHz tone was found to be 85 dB at 30 in/s increasing to 90 dB at 7½ in/s with the standard full track erase head with a special head said to offer even better erasure.

Wow, flutter and speed

Wow and flutter was measured to the IEC quasi-peak weighted method at the beginning, middle and end of a NAB reel of tape. Whilst the wow and flutter did vary with location the performance was very good as Table 3 shows.

TABLE 3

Tape speed	Beginning	Middle	End
30 in/s	0.015%	0.020%	0.017%
15 in/s	0.020%	0.025%	0.027%
7½ in/s	0.022%	0.025%	0.030%
3¾ in/s	0.030%	0.035%	0.040%

A 3.16 Hz bandwidth spectrum analysis of a 10 kHz tone recorder and replayed at 15 in/s is shown in Fig 6 which shows a complete lack of any discrete sidebands and altogether a remarkably good performance for an analogue recorder.

The relation between the four tape speeds was found to be within 0.006% with the speed difference from the beginning to the end of a 2400 ft reel being less than a remarkably small 0.002%.

Checking the varispeed function showed this to have a range of +7.3% to -6.4% with the calibrations suffering an offset of +0.7% at the zero point such that negative values over the nominal ±6% range read too high and positive values too low. More accurate setting of the zero point would make the calibration usefully accurate.

The fast winding was such that 2400 ft of tape could be wound in one minute with the variable speed function giving a full range in both directions.

Other matters

Phase jitter between the two tracks was excellent as shown in Fig 7 for a 10 kHz tone at 15 in/s with the peak to peak jitter being about ±5°.

A sample of the good square wave performance is shown in Fig 8 for a 1 kHz square wave at 15 in/s. It was however noted that the output showed a mild overshoot even when monitoring the input signal irrespective of output loading.

The accuracy of the tape timer was such that positional errors were less than 1.5 in in 1500 ft of tape including use of the fast wind modes with naturally, the zero locate function having the same accuracy. Unlike some zero locators which hunt around the zero point, the Nagra approaches the zero point at the full wind speed and then slows down until the correct point is found.

With such a high fast winding speed unless the tape type is carefully selected the wind can be very poor—BASF *SPR50* wound very well, Ampex *456* wound poorly at full speed but well if the speed was lowered using the variable speed facility. In all modes the tape tension stabilised at 80 g, peaking 120 g under some transient conditions.

If power failed in any mode the machine came to a gentle halt, but when fast winding until the tape ran out the spool braking was insufficient and the end of the tape could readily be damaged.

Summary

Mechanically the Nagra *T-Audio* is a remarkable machine with the design of the tape transport giving a very clean audio performance. Whilst, at first sight, the controls appear to be rather complex, the operator soon gets used to the novel features and realises the versatility of the machine. As an editing machine the extra facilities not found on other recorders are of enormous value.

As with the mechanical department the audio electronics also offer a very good performance with an excellent margin between tape noise and machine noise at the four tape speeds.

Bearing in mind that this is an early production machine it was not surprising to find a few minor criticisms, but I am confident that the factory will take due note of these. Overall an original recorder with many excellent features which make it particularly attractive for location recording and editing let alone as a studio machine.

Hugh Ford

Manufacturer's comments

- 1) The space on the right of the audio boards is designed for a signal processor such as a sophisticated limiter, de-esser or Dolby or other type of noise reduction.
- 2) Work is being done to improve head shielding which will make the machine less prone to hum pick-up from external sources and also lower the pick-up from the motor at 30 in/s.
- 3) Currently the bias timing is designed to eliminate clicks when entering record. However the SMPTE time code version of the machine will include bias ramping and electronic editing.
- 4) The variable speed control is normally trimmed during manufacture and it is suspected that someone altered the trimming.
- 5) Half speed fast winding is easily accomplished and this will be a standard modification to future production when the circuits are next revised.

HF

FIG.6
NAGRA T-AUDIO
SPECTRUM ANALYSIS
OF 10kHz TONE
AT 15 in/s

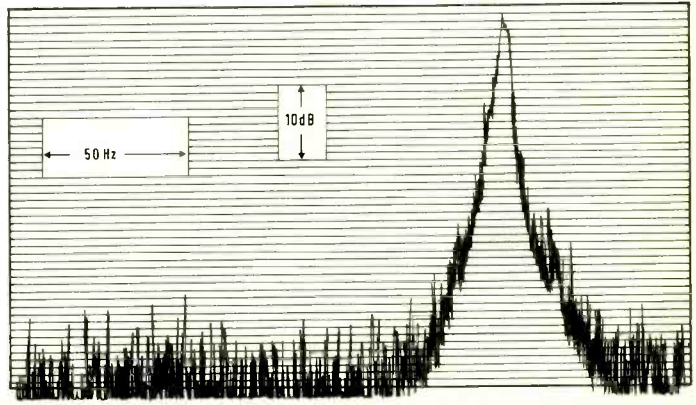


FIG 7

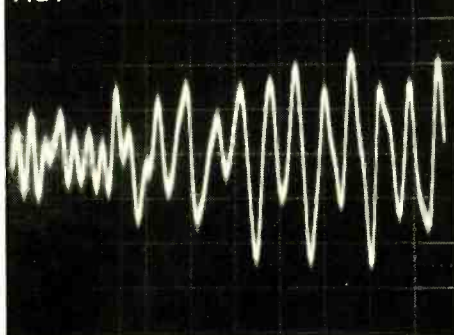
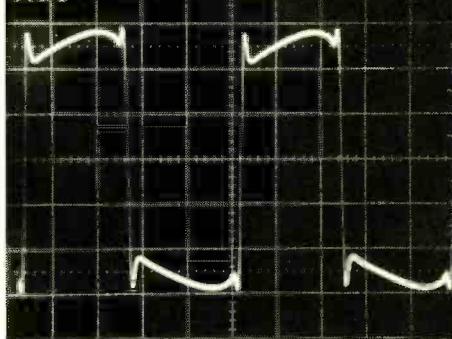


FIG 8



BROADCAST MONITOR RECEIVER 150kHz-30MHz



We have taken the synthesised all mode FRG7700M communications receiver and made several well thought out modifications to provide a receiver for rebroadcast purposes or checking transmitter performance as well as being suited to communications use and news gathering from international short wave stations.

PRINCIPAL MODIFICATIONS: * Radically redesigned front end stages yielding improved noise figure and overload levels, TOIP -2dBm (originally -21dBm) * Balanced audio line output * Reduced AM distortion * Buffered IF output for monitoring transmitted modulation envelope on an oscilloscope * Mains safety improvements.


The receiver is available in free standing or rack mounting form and all the original features are retained: 12 memory channels, mains or battery operation option, IF bandwidths 2.7kHz, 6kHz, 12kHz, digital frequency and time display, timer for unattended recordings or external switching, advanced noise blanker, all modes including NBFM with squelch.

Stereo Disc Amplifier 3 and 4 * Peak Deviation Meter * Programme and Deviation Chart Recorders * Stabilizer * Frequency Shift Circuit Boards * 10 Outlet Distribution Amplifier * Peak Programme Meter Illuminated Boxes, Circuit Boards and Ernest Turner Movements.

SURREY ELECTRONICS LTD, The Forge, Lucks Green, Cranleigh, Surrey GU6 7BG Tel. 0483 275997

Rebis RA200 Series

The N°1 Gate



The N°1 System

Get the full facts on the most creative modular system in the world.

Rebis Audio Ltd., Kinver Street, Stourbridge, West Midlands, DY8 5AB, England.
Tel: 0384 71865. Telex: 335494.

Australia; Audio Mix Systems, Sydney 371-9009. Belgium; S.E.D., Bruxelles 522-7064. Canada; Heint Electronics Inc., Ontario 495-0688. Denmark; Kinovox APS, Lyngø 18 76 17. Finland; Studiotec, Helsinki 90 556 252. France; Lazare Electronics, Paris 8786210. Germany; Thom & Mahr Audio, Leverkusen 2173-41003. Hausmann Concert Electronic, Berlin 4336097. Studiotechnik Jürgen Klever, Hamburg 6901044. Greece; P.D.R. (Recording Services) O.E., Athens 6820689. Hong Kong & China; Audio Consultants Co. Ltd., Kowloon 3-7125251. India; Kapco Sound, New Delhi 43718. Israel; More Productions B.P. Ltd., Tel-Aviv 62009. Italy; Startek, Bologna 23 30 34. Jamaica; Audiofon Systems Ltd., Kingston 926-2569. Japan; Hibino Electro Sound Inc., Tokyo 864-4961. Netherlands; Special Audio Products B.V., Amsterdam 797055. South Africa; Tru-Fi Electronics, Johannesburg 838 4938. Spain; Mike Llewellyn Jones, Madrid 445-1301. Sweden; Tal & Ton, Gothenberg 803620. U.S.A.; Klark-Teknik Electronics Inc., Farmingdale, N.Y. 249-3660.

The 8X32 Digital Reverberation Unit from Ursa Major.

Already recognised by many leading studio and broadcast organisations as one of the most comprehensive and most natural sounding digital reverberation devices on the market today.



Specifications and Features:

- * Four programmes: Plate I Plate II Hall and Space.
- * Separate control of up to 96ms for both early reflections and initial delay times.
- * Early reflections and initial delay levels variable: 8 steps.
- * Reverb time ranging from 0.2-19.9 seconds depending on programme selected.
- * L.F. and H.F. decay: 3 values of L.F. decay – 4 values of H.F. decay.
- * 64 non-volatile storage registers.
- * Microprocessor – based control and display of all programmable reverberation parameters.
- * Optional versions available with remote control.
- * Size 3.5" high 19" rack mount 10" deep.



U.K. Distributors

Feldon Audio Ltd.,

126 Great Portland Street, London WIN 5PH Tel: 01-580 4314. Telex: London 28668.

EDC

RADIOMICROPHONES

DESIGNED & BUILT BY
PROFESSIONALS



'PIKAMIC's the name,
The Broadcast one.

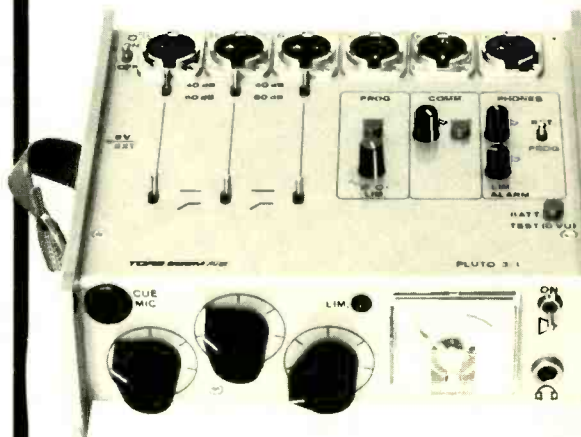
A SENSATION that lets you use the Mic you love, in an instant. Unplug the lead, plug in the 'Pikamic' transmitter, and INSTANT CORDLESS FREEDOM is yours!

- * Crystal controlled.
- * Light weight 6ozs complete with battery.
- * Integral Aerial.
- * Max. dim. 31mm dia. X 101mm long.
- * British built. H.O. approved.

For full details contact:
EDC (Elkom Design Limited),
29a West Street, Wareham, Dorset, England BH20 4JS
Tel: Wareham (092 95) 6050

EDC


PLUTO 3-1 ENG MINI MIXER



TORE SEEM A/S

P.o.box 10, 1344 Haslum, Norway
Tel.: (02) 53 39 75. Telex: 19121 seem n

A Quiet Boast from Chilton



The QM3 ultra low noise mixer ideal for digital recording

The low noise mixing facility of the QM3 may be what we are most proud of, but there are many other features that make it a sound choice before even our more expensive competitors.

These features include:

- * Very strong construction.
- * Compact but with ample finger space around the controls.
- * Options include Full parametric EQ, stereo compressor, 20 LED channel bar graph and filters.
- * Long throw plastic conductive faders are standard.
- * Broadcast PPM's as standard or VU at no extra cost.
- * All control panel modules removable from the top.

- * Comprehensive 8 or 16 track monitoring and subgrouping.
- * 4 Auxiliary sends switchable pre or post fader.
- * Inbuilt talkback microphone and switchable frequency oscillator all routable.
- * All outputs and microphone inputs have XLR's as standard.
- * Broadcast 12/4 version fully meets IBA requirements.
- * Silent cue/mute/assignment switching.
- * Standard frames: 12/4/2/1 20/4/2/1
16/8/2/1 24/8/2/1

Find out more about the QM3, a time tested and proven design of the highest technical standard - Contact us today, and ask for our brochure "The QM3 in Depth!"

CHILTON

EVERYTHING WE DO IS JUST THAT LITTLE BIT BETTER

Magnetic Tapes Ltd, Chilton Works, Garden Road, Richmond, Surrey.
Tel: 01-876 7957 Telex: 912881CW

NEW Economy 'Push-fit' Knobs from Bulgin



- As an extension of our 'Multirange' collet fixing knobs, we are now able to offer a new range of economy 'push-fit' control knobs.
- They fit flatted shafts of $\varnothing 3$, 4, 6mm, $1/8"$ & $1/4"$.
- Knob sizes: $\varnothing 10$, 15, 21 & 28mm.
- Supplied in 4 colours (with or without indicator line).
- The complete range of accessories for the collet types is also suitable for the push-fits e.g. caps in 7 colours and 3 styles, dials, pointers, stators & nut covers.
- The collet knobs are produced in 3 main styles, 4 colours, 5 shaft sizes & low profile versions.

□ FULL DETAILS ON REQUEST.



A.F. Bulgin & Company P.L.C.
Electrical & Electronic Component Manufacturers
 Bypass Road Barking Essex IG11 0AZ England
 Telephone 01594 5588 Telex 897255

Alice

828 SERIES 2




Comprehensive facilities with custom options at realistic prices — with the well-proven Alice Broadcast quality, performance and reliability.

8 or 12 inputs — mono mic/line or stereo line/RIAA gram (phono)
 Mic inputs transformer balanced
 Two-group or stereo output, transformer balance optional

Stereo 'B' check and P.F.L. on meters — either VU or PPM

Mains or external battery power — both with 48v phantom standard



Alice (STANCOILLTD.),

Alexandra Road, Windsor, England. Telephone Windsor 51056/7 Telex AEGIS G 849323.

Before you invest in new studio monitors, consider all the angles.

No one has to tell you how important flat frequency response is in a studio monitor. But if you judge a monitor's performance by its on-axis response curve, you're only getting part of the story.

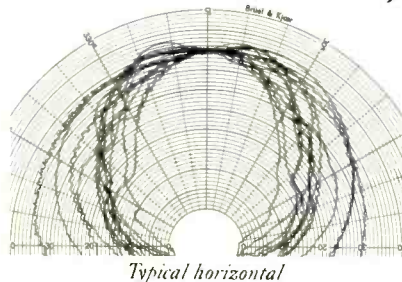
Most conventional monitors tend to narrow their dispersion as frequency increases. So while their on-axis response may be flat, their off-axis response can roll off dramatically, literally locking you into the on-axis "sweet spot." Even worse, drastic changes in the horn's directivity contribute significantly to horn colorations.

Introducing the JBL Bi-Radial Studio Monitors.

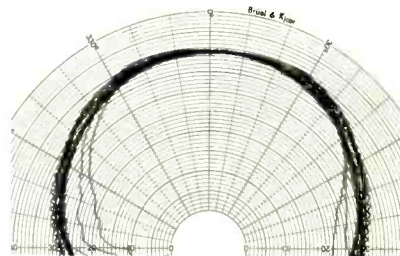
At JBL, we've been investigating the relationship between on and off axis frequency response for several years. The result is a new generation of studio monitors that provide flat response over an exceptionally wide range of horizontal and vertical angles. The sweet spot and its traditional restrictions are essentially eliminated.

The key to this improved performance lies in the unique geometry of the monitors' Bi-Radial horn! Developed with the aid of the latest computer design and analysis techniques, the horn provides constant coverage from its crossover point of 1000 Hz to beyond 16 kHz. The Bi-Radial compound flare configuration maintains precise control of the horn's wide 100° x 100° coverage angle.

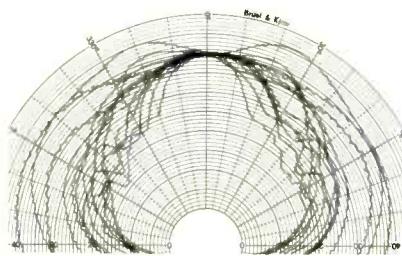
1. Patent applied for.




Typical horizontal



JBL 4430 horizontal



Typical vertical



JBL 4430 vertical

And the Bi-Radial horn's performance advantages aren't limited to just beamwidth control. The horn's rapid flare rate, for instance, dramatically reduces second harmonic distortion and its shallow depth allows for optimal acoustic alignment of the drivers. This alignment lets the monitors fall well below the Blauert and Laws criteria for minimum audible time delay discrepancies.

But while the Bi-Radial horn offers outstanding performance, it's only part of the total package. The new monitors also incorporate JBL's most advanced high and low frequency transducers and dividing networks. Working together, these

components provide exceptionally smooth response, high power capacity, extended bandwidth, and extremely low distortion.

Judge For Yourself

Of course, the only way to really judge a studio monitor is to listen for yourself. So before you invest in new monitors, ask your local JBL professional products dealer for a Bi-Radial monitor demonstration. And consider all the angles.

James B. Lansing Sound, Inc.
8500 Balboa Boulevard
P.O. Box 2200
Northridge, California 91329 U.S.A.



JBL/harman international

Available in Canada through Gould Marketing, Montreal, Quebec.



It's the little things that count.



The 5.5 metre, three man operated dubbing console illustrated here, just supplied to Pinewood Film Studios, will have been one of the largest custom built consoles assembled by a manufacturer for some time.

But the thing to note is that we care as much for small commissions as for the big ones. Scottish T.V. for instance asked us to provide them with a hybrid microphone splitter, which was designed, built and delivered in three weeks. A little job perhaps but it received the same meticulous attention to design detail and construction as the biggest challenges.

Talk to Technical Projects about your equipment problems, whatever the size.

The current Technical Projects products range includes
 Intercom Systems,
 DI and balancing boxes,
 HME wireless microphone products,
 distribution amplifiers,
 M.J.S. range audio and test equipment,
 plus of course our custom design service.



Technical Projects

Technical Projects
 Electrosound House.
 11 Marshalsea Rd. London SE1.
 Tel: 01-403 3838. Telex: 885659 YODEL G.
 A member of the Theatre Projects group of companies.

TAPE TIMING AND AUTO-LOCATION

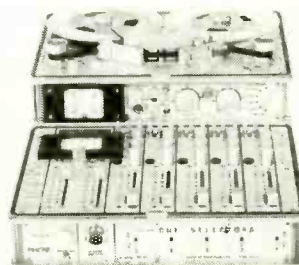
If you have any of the following machines
A77 B77 PR99 5050

or similar reel to reel machines we can equip it with a real-time electronic counter or intelligent auto-location.

For further details call Steve Brown on
 Weybridge (0932) 54778
 or write to:

Applied Microsystems Ltd.

60 Baker Street, Weybridge, Surrey KT13 8AL
 Telex: 895022 CTYTEL G M



FROM THE LIGHT MONO-STEREO (SYNC) RECORDER SP8, THE PERFECT MIXER AMI 48, TO THE PORTABLE MULTI-STANDARD STUDIO TAPE RECORDER—TD88—(1/4" — 1/2" —perfo-film 16mm)

all are distinguished by:
MOBILITY—MUSICALITY
BATTERY OPERATION
MODULARITY—VERSATILITY



ACOUSTIC SEPERATION-SCREENS

- * Space saving system
- * No feet at corners
- * First class fire-proof material
- * Standard or custom size and color
- * With or without window
- * High sound absorptive coefficient
- * Many satisfied customers
- * Looked for: Int'l representatives.

HB techniek
 LOOSDRECHT-HOLLAND.

1 Loosdrechtsedijk/1231 LN Loosdrecht/Tel(0)2158-5483



**Stop worrying
about acoustic problems.
The unique room-simulation
is here – TODAY.**

**Let QUANTEC
transpose you
into any room
you can imagine –
an eskimo's igloo
or Taj Mahall**



QUANTEC Torstudioteknik GmbH
Wolfgang Schwarz
Sollrer Straße 7A
D-8000 München 71
Telefon 089-7914041

Demonstrations: photokina Cologne October 6-10 -g.t.c.- Hall 13/Sand 36
AES Conventions October 23-27, Disney and Hotel, Anaheim, California, USA

EELA AUDIO products designed for the future

S 191 system

A 6 into 2 channel 19 inch mixer easy to build-in a console, and extremely suitable in many video and film dubbing studio.

Features

Mic./line input selector
Phantom powered. Limiter function on the main outputs. Build in talk back mic. line-up oscillator 1 KHz and 10 KHz. Front panel dimensions 19" x 12.25"

S 41 E.N.G. minimixer

4 into 1 channel portable mixer. For use with radio-TV and film crews. Contents a long stroke conductive plastic fader, phantom power switchable on/of. Build-in limiter and line-up oscillator 1 KHz powerpack for 2 x 7 ni.cad. cells operation time 8 to 10 hours.
Dimensions: 246 x 162 x 72 mm
Weight
Incl. powerpack 5 I.B.S.

S 100 system

means /= Total Flexibility

Pick a frame size, and outfit it, to suit your needs from a small 4 into 2 channel up to a 20 into 4 channel mixer.



For the studio or workshop who demands a simple but a high quality prof. mixer. Many optionals available: stereo input bloc - B.S. p.p.m.'s - faderswitches - transformer balanced in/outputs - multiway connectors - extra meterpanel.

S 200 system. Modular mixing consoles

This series consist a range of modules and mainframes to produce a great variety of high quality mixing consoles for a number of applications ranging from a 4 into 1 film dubbing mixer to a 32 channel/8 group broadcast or recording console

these particular in the field recording.

Features

105 mm audio faders, mono mic./line input module, stereo high level input module, VCA compressor/limiter, telephone hybride, tape remote and patch module.


eela
audio
INDUSTRIES

pleter bollen
getuudtechniek bv

hondsruglaan 83*
5628 DB eindhoven
tel: 040-424455
tlx: 59281 bolle nl

Audio + Design
Marketing

North St. Reading RG1 7DA.
Tel: 0734 53411



You'll never be able to tell which one's the original thanks to Sony Audio Duplicators.

The trouble with most cassette copiers is that copies are just what you get. Poor ones.

With a Sony Audio Duplicator you get copies virtually indistinguishable from the original. But then, with Sony's years of experience in the field of Audio, that's hardly surprising.

There are machines to cover a wide range of requirements. All giving high speed duplication with the quality of sound performance that makes Sony stand out from the rest.

If you'd like a brochure covering the Sony Audio Duplicator range drop Keith Smith a line

at Sony UK Ltd., Pyrene House, Sunbury Cross, Sunbury-on-Thames, Middlesex, or ring Sunbury (09327) 81211 and he'll send you a copy.

Or will it be the original?

COMMUNICATION
SYSTEMS
DIVISION

SONY

Before your next monitors turn into a white elephant

...ask some questions, and make sure you get the right answers.

Do they provide wide dispersion at all frequencies?

The unique construction of the Tannoy Dual Concentric places all of the HF horn behind the LF cone, with the flare of the cone continuing the horn flare. Unlike even other co-axial monitors, therefore, the Tannoy Dual Concentric provides smooth transition at crossover, and extremely wide dispersion at all frequencies, enabling you to monitor an accurate stereo image from any point at the desk.

Do they handle high power reliably?

Our massive magnet construction, our lead in hot voice coil technology, together with thermally and mechanically stable crossover components, provide power handling capabilities of up to 1000 watts. Rigorous testing and quality control standards ensure Tannoy Monitors will maintain that capability over long periods of hard use.

Are they phase coherent?

Our Dual Concentric construction places the HF source and the LF source on the same axis, with the result that a Tannoy Dual Concentric has the lowest phase error of any monitor. When used actively, the Tannoy XO5000 electronic crossover with adjustable time delay can reduce that error to zero.

Is the sound quality good enough for your use?

Tannoy has always stood for the best in reproduced sound, and our latest Dual Concentric monitors continue that tradition, with a quality of sound reproduction so good that more and more radio stations are specifying Tannoy to monitor the quality of their output.

Is the Monitor you are considering part of a sound co-ordinated range?

All Tannoy Dual Concentric Monitors are designed to provide the same characteristic of sound. You can be sure, therefore, that by using Tannoy for all your applications you will hear the same sound from first track to final cut, or from OB to on-air.

For all the right answers, contact your Tannoy Pro Dealer now —and hear the truth.

Clyde Electronics
Glasgow
041 221 5906

HHB Hire & Sales
London NW10
01 961 3295

Music Labs
London NW1
01 388 5392

Court Acoustics
London N1
01 359 0956

ITA
London NW1
01 724 2497


Sigma Sound
Nottingham
0602 783306

Elliott Bros.
London W1
01 380 0511

Don Larking
Luton
0582 27195

Turnkey
New Barnet
01 440 9221

...and in the USA
BGW Systems, Hawthorne, California 90250, 213-9738090



Can you position them almost anywhere?

The physical relationship of our HF driver to our LF driver remains the same no matter which way the speaker is placed. Unlike more conventional monitors a Tannoy Dual Concentric can be placed upright, laid on its side, even suspended upside down from the ceiling without affecting the superb response and stereo imagery. You therefore have much greater freedom when planning your control room layout.

Leading recording and broadcast studios worldwide have asked the same questions, and specified Tannoy Dual Concentric Monitors.

They have heard the right answers—have you?



TANNOY®

The Name for Loudspeakers

Tannoy Ltd.
Rosehall Industrial Estate
Coatbridge
Strathclyde ML5 4TF
Telephone Coatbridge (0236) 20199 Telex 778621

TOA's professional mixing console—great sound when you're on the road.

Toa's modular RX-7 mixing console comes in three ruggedly portable models, allowing you to select just the right amount of mixing versatility and convenience for your needs. Our most powerful unit is the RX-7-328, with an impressive 32 input channels, 4 group outputs and 8 program outputs. For those requiring fewer input channels, our RX-7-248 has 24, along with the same number of group and program outputs as the 328. Thanks to the modular construction of the RX-7 mixing consoles, all the functions are exactly the same, except there are 8 blank panels in the 248 replacing the input modules. The RX-7-164 has its own, smaller frame, but the the same high-quality modules are used to provide 16 input channels, 4 group outputs and 4 program outputs. All three mixing consoles are powered by the RPS-7 independent power supply, making them easier to carry and eliminating AC line noise. With all that each unit in Toa's powerfully versatile RX-7 series has to offer, you're sure to find one that's a perfect match for all your sound mixing needs.



RX-7-328



RX-7-164



TOA ELECTRIC CO. LTD.,
Castle Street, Ongar, Essex
Tel. (0277) 364333
Telex: 995554

**Crafted in Japan.
Proven in the States.**

Please send me your professional catalogue

Name _____

Address _____

SS



Wembley Conference Centre

23rd — 26th November 1982

Make a date

in your diary now!

Incorporating **VIDEO TRADEX**

Once again, this important exhibition for professional users of production and distribution hardware will be held at the Wembley Conference Centre.

More visitors than ever are expected to attend, and the top names in the industry will be there showing their latest products.

sponsored by **Video magazine**

Make sure you are there!

For further information and your FREE privileged invitation, fill in the coupon below.

To: Ken Warton
Exhibitions Controller
Link House Exhibitions
Dingwall Avenue
Croydon CR9 2TA
Tel: 01-686 2599
Telex: 947709

Please send free tickets for the Professional Video show to:

Name

Job title SS


Company

Address

.....



1710A



1700B

1701A

THREE GREAT WAYS TO CLEAN UP YOUR ACT.

The Sound Technology 1700 Series

Introducing three fast, accurate and easy-to-use Distortion Measurement Test Systems. All three deliver precise information for the audio professional. All three offer a multitude of features that make them indispensable tools for the engineer/technician.

Every system in the 1700 Series combines a flexible, ultra-low distortion sine-wave signal generator, a high resolution automatic-measuring THD analyzer, optional IMD analyzer and an accurate A.C. level meter in one instrument. Not only will a 1700 analyzer clean up your act, it'll clean up your bench too.

THE FEATURES

- Fully automatic nulling circuitry that measures distortion as low as .0009%. In less than five seconds.
- A simultaneously tuned, balanced and floating oscillator that's capable of 10Hz to 110kHz. With three digit pushbutton frequency selection that's both repeatable and fast. And, adjustable from -90 to +26dBm with three precision attenuators in 10dB, 1dB and .1dB steps (with ± 1 dB vernier).
- You can measure signal-to-noise ratios with a 100dB dynamic range; floating sources from 30 μ V to 300 V; power in

either dBm or watts; push a button and reject hum and high frequency noise with built-in 18dB/octave filters (30kHz, 80kHz and 400Hz).

WHICH ONE IS BEST FOR ME?

For most applications, the 1700B will do a big job for very few dollars. With the 1701A you get ultra-low residual distortion spec's, higher output level and integral, selectable meter detection circuits. Both models are great for R and D, engineering maintenance or Q.C. The 1710A was specifically designed for the broadcast and recording industry. It's the only distortion analyzer available with balanced and floating outputs and RFI shielding.

The 1700 Series Distortion Measurement Test Systems. Fully guaranteed for one year, parts and labor.

They're designed to be three great ways to clean up anyone's act.

**SOUND
TECHNOLOGY**
Precision Audio Marketing, Bimini House,
Christchurch Road, Virginia Water,
Surrey, England. Tel. Wentworth 4416

Please send me more information on how the Sound Technology 1700 Series can help me clean up my act.

NAME _____

COMPANY _____

ADDRESS _____

_____ COUNTY _____

POST CODE _____ PHONE _____

PRECISION AUDIO
MARKETING

BIRTH ANNOUNCEMENT

*We are pleased to announce
the birth of a new magazine*

broadcast sound

*The new quality bi-monthly for professional
audio engineers in broadcast and related fields.*

*If you would like to receive a regular copy **RSVP**
Subscriptions Dept, Link House, Dingwall Ave, Croydon CR9 2TA. Tel: 01-686 2599
full details below*

To ensure you receive a copy of **broadcast sound**

bi-monthly for one year,
from the 1st issue onwards,
send £6.00 (UK) or £8.75 (Overseas)
United States \$20 surface mail \$38 airmail.

I enclose cheque/postal order/international money order payable to LINK HOUSE
MAGAZINES, or debit my credit card account

(please tick box)



Signature _____

Credit Card No. _____

Name _____

Address _____

(Please print block capitals)

I understand that if, after receiving the first issue of BROADCAST SOUND, I am dissatisfied I can cancel my subscription and receive a full refund.

To: The Subscriptions Dept., Link House, Dingwall Avenue, Croydon CR9 2TA.
Tel: 01-686-2599. Registered in England and Wales No. 1341560



Credit card holders can order simply by
ringing 01-686-2599 Ext 432 quoting
your credit card number.

CLASSIFIEDS

Advertisements for this section must be pre-paid. The rate is 40p per word, minimum £10.00. Box Nos. £2.50 extra. Semi-display rates on application. Copy and remittance for advertisements on **JANUARY** issue must reach these offices by **5th NOVEMBER** addressed to: The Advertisement Manager, **Studio Sound**, Link House, Dingwall Avenue, Croydon CR9 2TA. Cheques made payable to Link House Publications (Croydon) Ltd.

Note: Advertisement copy must be clearly printed in block capitals or typewritten.

Replies to Box Nos. should be addressed to the Advertisement Manager, Studio Sound, Link House, Dingwall Avenue, Croydon CR9 2TA, and the Box No. quoted on the outside of the envelope. The district after Box No. indicates its locality. **SEX DISCRIMINATION ACT 1975:** No job advertisement which indicates or can reasonably be understood as indicating an intention to discriminate on grounds of sex (e.g. by inviting applications only from males or only from females) may be accepted, unless (1) the job is for the purpose of a private householder or (2) it is in a business employing less than six persons or (3) it is otherwise excepted from the requirements of the Sex Discrimination Act. A statement must be made at the time the advertisement is placed saying which of the exceptions in the Act is considered to apply.

The attention of advertisers is drawn to "The Business Advertisements (Disclosure) Order 1977", which requires that, from 1st January 1978, all advertisements by persons who seek to sell goods in the course of business must make that fact clear. From the above date, consumers therefore should know whether an advertisement relates to a sale by a trader or a private seller.

SERVICES

PRESSINGS, CASSETTES of classical quality (colour also), promptly manufactured from your master tapes. Sleeve printing, mailing service. Studio or mobile units for master recording. Specify requirements to Mike Bull, Sound News Studios, 18 Blenheim Road, London W4 1ES. Tel. 01-995 1661. (M)

CASSETTE DUPLICATING from 38p 1-1/hi-speed "SSP were very good quality, the best value for money"—Sound International, July 1981. Simon Stable, 46 Westend, Launton, Oxon. Tel. 08692 2831. (L)

THE COMPLETE SERVICE. Disc cutting (masters and demos), pressings, sleeves, cassettes, labels. Fixed and mobile recording studios. Free brochure. **TAM STUDIO**, 13a Hamilton Way, London N3. Tel. 01-346 0033. M

VIF INTERNATIONAL will remanufacture your **AMPEX** or **SCULLY** (Ashland/Bodine) direct drive capstan motor for US \$200. Average turn around time 2-3 weeks. For details write to PO Box 1555, Mountain View, Ca. 94042, U.S.A. (L)

SOUNDPROOFING AND STUDIO BUILDING UNDERTAKEN: Brickwork, concreting, custom joinery, plastering and electrics. Experienced craftsmen. Reasonable rates. Consultation service for planning applications and district surveyor approval available. Ring: **Recession Recordings**, 01-985 7573. (A)

EVERYTHING FOR YOUR next small cassette production. Duplicating (from 1p per minute). Label printing (100 pairs £4.50). Inlay cards printed or blank. Cassettes wound to any length. **Audiocord Records**, 59 Mayfield Way, Barwell, Leicester LE9 8BL. Tel. 0455-47298. (M)

Acoustic Technology

- Studio Design
- Sound Systems
- Noise Control

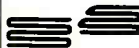


58 The Avenue Southampton SO1 2TA
Telephone 0703 37811 Telex 47156

Have you heard?

Cassette and open reel copying. Custom wound blank cassettes supplied. Studio available for voice overs. Dolby facilities. Design, artwork and print services.

Sound Communication



Freepost, Field House, Wellington Road, Daresbury, West Yorkshire WF13 1BR. Telephone 0924 451717

RING US...

FOR BLANK CASSETTES	CASSETTE DUPLICATING
EMPTY SPOOLS	WHITE TAPE BOXES
LEADER TAPE	1/2" TAPE IN ALL LENGTHS
8T CARTRIDGE BODIES	SPLICING TAPE
1/2" NAB REFILLING SER.	RAZOR BLADES

RING 01-399 2476/7

MEDIATAPE LIMITED

The Courtyard, 152-154 Ewell Road, Surbiton, Surrey KT6 6HE, England

AMPEX MAGNETIC TAPE STOCKISTS
WHY NOT PHONE US NOW FOR A QUOTE?

CAN YOU AFFORD NOT TO

Check It Out...

Quality Pressing **DIRECT**
from our modern UK plant.

- Singles, E.P. & L.P.'s.
- Cutting, Processing.
- Test Pressing.
- Labels & Sleeves.
- Cassette Duplication.
- Minimum Records - 500.
- Minimum Cassettes - 250.
- Qualified Staff.
- Sound Advice.

MARKET LEADERS IN STEREO
RECORDS AND TAPES.

SRT

01-446 3218

SPEECH RECORDING
(VOICE-OVERS; LANGUAGES; AUDIO-VISUALS)

HIGH-SPEED CASSETTE COPYING

OPEN-REEL COPYING
(ANY SPEED - ALSO TO BROADCAST SPEC)

HIGH QUALITY BLANK CASSETTES
(C1-C96)

LABEL & CARD PRINTING

SPEECH-PLUS RECORDINGS LTD

UNIT 32, NO 19, PAGES WALK, LONDON, SE1 4SB.

01-231 0961

SERVICES

MAIN 3M WOLFENSAK DEALERS

Meticulous alignment of all machines before sale. Excellent servicing facilities. SCS Cassettes C2-C100 on orders of 100 and over. Stockists for 3M Audio and Video cassettes. Fast-copying service. Prompt personal attention

SOUND CASSETTE SERVICES LTD.

P.O. Box 2, Chard, Somerset TA20 1LR.
Tel: 04606 5393

TANNOY SERVICE

We have an extensive stock of Tannoy spares and exchange units and offer a prompt, efficient service including delivery and collection. We perform B & K analysis on all units to factory set specifications.

For all repairs, contact the factory accredited service agents: Elliott Bros. Ltd.

ELLIOTT BROS. (Audio Systems) Ltd., 9 Warren Street, London W1. Tel. 380.0511

COUNTY RECORDING SERVICE

For super quality Master Discs, Demo Discs and Pressings. Scully lathe with our latest CR 82/01 Stereo Cutting System.

Also half speed cutting for that very special disc. Dolby 'A', Dolby 'B' and DBX noise reduction.

London Rd., Binfield, Bracknell, Berks
RG12 5BS
Tel. BRACKNELL (0344) 54935

TIM WIGHT

Technical Design and Drawing Service

Working drawings for construction or installations, from panel layouts to system schematics.

The Yard, 1 East Dulwich Road, London SE22 01-279 1311

PR TAPE SALES

51 Gas Street, Birmingham B1 2JX 021 643 4016

Cassettes C5 upwards. ¼", ½", 1" and 2" tape. Spare spools and boxes. Splicing and leader tape.

Open reel, video and audio tapes. Professional and domestic at discount prices. Large selection of cassettes. Precision quality.

REVOX, TEAC, UHER...

etc., servicing; repairing; line-up; re-biasing; head, guide and brake replacement. Revox varispeed, editing and speed change modifications. A swift and personal service by experienced engineers. Also equipment hire and sales.

RAPER & WAYMAN

34 Danbury Street,
Islington,
London N1 8JU
01-359 9342 (24 hours)

TAPE DUPLICATING
ENDLESS CASSETTES
INDUSTRY SUPPLIES
EXACT LENGTH CASSETTES
SELECTA SOUND
18 BALMORAL ROAD
GIDEA PARK
ROMFORD, ESSEX
Tel. 040-24 53424

John Smiles



GATEWAY CASSETTE COPYING

High quality real time cassette copying at the lowest prices.

Phone 01-223 8901

WANTED

McINTOSH, MARANTZ TUBE AMPS. EMT 927DST, 930ST. Thorens TD-124. Garrard 201, 301, 401. Western Electric tubes, amps, mixers, drivers, horns, speakers. Tel. 213/576-2642 David YO, P.O. Box 832, Monterey Park, CA 91754, USA. (C)

FOR SALE—TRADE

COMPLETE 24 TRACK STUDIO EQUIPMENT FOR SALE

3M M79 24 track machine with XT24 auto locate...	£10,000
MCI 400 Series mixer with 40 way frame, 28 inputs...	£10,500
Dolby M24 Unit	£6,950
AKG BX20 reverb unit	£1,150
Amcron DC 300A amplifier	£475
Revox A77 tape recorder HS half track	£325
2 Amcron D60 amplifiers, each	£75
2 Audio & Design F760 XRS compressor/limiters	£395
1 1745M delay with 2 output cards	£550
1 Eventide 9/10 harmonizer	£895
1 Marshall time modular model 5002	£750
1 Studer A67 machine in console	£1,250
1 Rebis parametric equalizer	£250
Pair JBL 4320 monitors	£775
1 Eventide flanger	£175
1 UREI 1176 compressor/limiter	£200
Various mics and stands, e.g. Neumann U87	£285
Steinway grand	£375 o.n.o.
Hammond A100	£550

Any enquiries please call 385 4630

MAGNETIC TAPE HEADS

Manufactured to order for ¼", ½", 1" and 2". Please specify machine type. We also offer a relapping service.

BRANCH & APPLEBY LTD.

Stonefield Way, Ruislip, Middx. HA4 0YL
Tel. 01-864 1577

FULLY EQUIPPED 8 track recording studio on south coast. Ready for commercial radio. Low overheads. Business for sale as going concern, £6,000. Details: Pat Allen, 38 Lancing Park, Lancing, Sussex. (L)

ITA

Used Equipment List

(The following equipment has recently been taken in part-exchange)

Otari MTR 90 24 track with Autolocator, 18 months old. Guarantee	£12,850
MCI 24 track with Autolocate 3	£12,500
Otari MTR10-2 stereo master recorder, our own demonstrator	£2,600
ITAM 1610 16 track recorder, little use. Guarantee	£3,900
Otari MX 5050B 2 track	£700
Revox B77 15ips	£395
Teac A3440 4 track. NEW..	£650
ITAM 805 8 track	£950

ITA

1-7 Harewood Avenue,
Marylebone Road, London NW1
Tel. 01 1724 2497. Telex 21879

TASCAM 22/4 £695. Tascam M144 £473. Credit facilities available. Erricks Bradford 309266 (Julian). (X)

UHER 4200 Report Monitor portable reel/reel, new, only £335 plus VAT. 4000 AV new, only £300 plus VAT. Full range of accessories and full after-sales service available. Michael Stevens & partners 01-464 4157. (M)

CADEY 16t 2in. recorder, good condition. Recent service plus test tape and 10 S.H. tapes, £3,000 plus VAT o.n.o. Also pair Sheppard studio speakers £150. Tel. 058283 3334 (St. Albans). (M)

LOOK! One inch tape only £5 plus VAT each. Scotch 206 and BASF SPR50 used once, no edits. Buy now while stocks last, ¼in. and 2in. also available. Michael Stevens & Partners, 01-464 4157. (M)

FOR SALE—TRADE

MCI 36 input 400 series console .40 frame with spectra vue and light meters. £13,000 o.n.o., clean condition. Tel. Andy Fernbach on (0252) 723518. (L)

ALMOST NEW SALE turnkey

A&H Mod2 16x8x16 £2299
 8 Kepex in Rack £1700
 Klark Teknik DN27 £430
 AAD Bass Preamp £50
 Roland RE501 Echo £375
 Tracktech 24x24 £3499
 TEAC 144 P/Studio £385
 Tascam 85-16 Mk1 £5200
 Soundcraft 2400
 28x24, pristine £14300

Contact Andrew or Garry on 01-440 9221.
 All prices plus VAT and delivery.

FOR SALE—PRIVATE

FERROGRAPH SP7 half-track recorder, £500. Five Beyer M400N mikes, one M201N, £35 each including leads and extensions. Four stands with booms, £15 each. Ten channel mixer, stage box and cable, £85. All in excellent condition. Offers considered. Sittingbourne (0795) 77031, Kent. (L)

TASCAM 80-8, excellent condition £1,650. Pair Philips MFB 60 monitors £270. Eventide harmoniser H949, offers. Four-way foldback system £120. Tradeq 180 reverb £140. Selection of AKG microphones and stands. Brighton 553242. (L)

NAGRA 4S with bag, new heads and rub leaders, QGB, QSNES, QSV2 and one SCHOEPS CMTS 301 u, all in perfect condition. £3,200 complete. Write to Eyvind Rafn, 23 Holmegaardsvej, Hillerod 3400, Denmark. Ph 2.254826. (L)

OTARI MX5050 8-track 1/2in. with spool, transport remote, manual and test tape. This robust machine is fully operational but needs some attention, £850. Tel. 01-402 9486. (L)

CHILTON 20.8.16. Parametric e.q., P. & G. faders. Six limiters in-built, £4,500. Cadey 16 track £2,800. 24 track gear wanted. Tel. 0726-890507. (L)

STUDIO FACILITIES

ATTWELL AUDIO for classical sound recordings, location or studio (Steinway Grand), demonstration tapes, records or high quality cassettes. 124 Lower Richmond Road, Putney SW15 1LN. Tel. 01-785 9666. A

FOR HIRE



STUDIO EFFECTS FOR HIRE
 LEXICON 224/224X Reverbs/Prime Time Delay
 AMS RMX16 Reverb and 15/80S Stereo Delay
 Plus much more
 Phone Andy or Kerstin 01-708 0483
 or write for further details:
 10 Steedman Street, London SE17 3AF

LINN DRUM

NEW MODEL NOW AVAILABLE IN THE NORTH WEST - £45 PER DAY
STUDIO SUPPLY SERVICE 061-928 5037



01-348-1339
STUDER A80's
 24-16-8-4-2 track

SITUATIONS WANTED

EXPERIENCED STUDIO MANAGER, balance and service engineer, seeks position in studio or radio station, U.K. or abroad. Box no. 881, c/o Studio Sound. (L)

COURSES

Available from **SHERMAN KEENE PUBLICATIONS**: a recording textbook, a rec. theory correspondence course, and a newly completed vastly expanded curriculum for rec. schools incl. teacher's manual, student workbook and finals. Our book, "Practical Techniques for the Recording Engineer" acclaimed by reviewers, teachers and engineers. 381 pages, 28 chapters (4 on computer mixing). Certificate course features reading and homework in two textbooks and personal dialogue with the author via cassette. Textbook: \$29.75 (\$31.54 in Calif.), plus \$2.75 shipping (USA), ship weight 3lb. Course: \$250 per level (3 levels). To order or for more information write to: SKP, 1626 N. Wilcox No. 677-E, Hollywood, Ca. 90028. (X)

STUDIO ENGINEER?

Our weekend sound studio courses are designed for everyone considering the profession or just plain interested.

Topics covered include: (a) Basics of studio construction; (b) Microphone types, uses and techniques; (c) Use of 2" 16 track machine: lining-up, remote control, etc; (d) Use of 24 channel desk: and all controls; (e) Effect equipment: echo, adt, reverb, etc; (f) Ancillary equipment; (g) Final mixing and editing.

There are normally about six or seven students on each course and everyone is tutored to their own level and with regard to their own particular interest.

The cost is £98 including hotel accommodation. For more details phone 01-580 4720.

One week and 24-track courses are also available.

FOR DETAILS OF
 HOW TO ADVERTISE
 IN THIS
 SUCCESSFUL SECTION
 CONTACT

MARTIN J. MILES

01-686 2599 ext. 551

SITUATIONS VACANT

HOTLINE STUDIOS FRANKFURT

is looking for an
 Experienced Maintenance Engineer
HOTLINE STUDIOS
 Nordendstr 30, 6000 Frankfurt/Main 1, West Germany
 Tel. 0611-556566

SITUATIONS VACANT

CHIEF ENGINEER

ITA require a very competent engineer to take charge of technical backup on the highly sophisticated OTARI range of recorders and tape duplicators.

The applicant must have considerable experience of working with similar advanced equipment and should have a flair for assisting customers with their technical problems.

VERY GOOD SALARY

Please apply to The Managing Director:



1-7 Harewood Avenue, Marylebone Road, London NW1.
Tel. 01-724 2497. Telex: 21879

CLASSIFIED ADVERTISEMENTS ORDER FORM

Please use this coupon for your private sales and wants. Rates 40p per word. Minimum £10.00. Box Nos. £2.50 extra. Cheques made payable to Link House Publications (Croydon) Ltd.
To: *Studio Sound*, Classified Advertisements Dept., Link House, Dingwall Avenue, Croydon CR9 2TA. Please publish the advertisement below for insertion/s under the heading

Name

Address

.....


Cheque/P.O. enclosed £

Is a Box No. required Yes/No. If no, please include remittance to cover name and address and/or Tel. No.

Please write in block capitals.

NEW BOOKS FROM LINK HOUSE

In addition to producing "VIDEO" "STUDIO SOUND" and other highly successful professional and consumer magazines, Link House also publish a number of important and well respected reference books on related subjects. The latest editions of these books are now available and each one is an absolute must for the busy professional working within the fields of sound and television recording and broadcasting.



PRO AUDIO YEARBOOK 1982/83

138mm x 216mm
680 Pages (Approx)
ISBN 0-900524-98-7
Casebound

Over 600 Black & White Photographs
ISSN 0260-8537
£24.00 (\$50.00) Net
Delivery £2 (\$4) extra

The **PRO-AUDIO YEARBOOK** is an annual guide to products and services for engineers and technicians operating in the world of professional recording and sound broadcasting around the world. Published in hardback and containing over 650 pages, it contains sections covering every conceivable pro-audio requirement. In addition to the many product sections, there are sections covering Engineering and Consultancy Services, Jargon and Journals, Computer Services and Training, and an important section providing full details of Mains Power Supplies in almost 200 countries.

The 1982/3 edition of the **PRO-AUDIO YEARBOOK** has been completely revised and updated, providing even better coverage of the ever expanding pro-audio market.


HOME VIDEO YEARBOOK 1982

139mm x 215mm
324 pages
ISBN 0-900524-96-0
Limp Binding

Over 300 Black & White Photographs
ISSN 0261-328X
£7.50 Net
Delivery 90p extra

Aimed directly at the rapidly expanding British home video market, the **HOME VIDEO YEARBOOK** is unique in that it caters for both the consumer and the retailer of domestic video.

Based on the successful format of the professional **VIDEO YEARBOOK**, and drawing on the expertise gained from Link House's video magazine publishing activities, the **HOME VIDEO YEARBOOK** covers not only every piece of home video equipment currently available on the UK market, but also lists and describes almost 2,000 video programmes and films, many with illustrations and reviews. The equipment sections cover not only the more obvious pieces of equipment, like Cameras and Video Recorders, but also many specialised accessories such as Lighting Equipment, Video Furniture and Library Cases.



VIDEO YEARBOOK 1982/83

138mm x 216mm
736 Pages
ISBN 0-7137-1144-2
Casebound

Over 800 Black & White Photographs
ISSN 0140-2277
£25.00 (\$50.00) Net
Delivery £2 (\$4) extra

To anyone engaged in the business of communicating via television, the **INTERNATIONAL VIDEO YEARBOOK** should need no introduction.

This lavish publication has, over the years, become an institution to the buyer of television equipment or services around the world.

The first part contains over 70 separate sections covering every conceivable type of video equipment, ranging from Cameras, through Monitors, Effects, Editing to Video Recorders. In addition there are new sections covering Airborne Video, Satellite Stations, Antenna and Masts, Video Hard Copy and Portable Audio Mixers, and of course the renowned International Television Standards section.

The second part of the book contains the indexes, cross referenced to the product sections, and giving full addresses, phone and telex numbers and principal contact for over 2,500 companies in the video and related industries around the world.

These books are available through bookshops or from selected audio or video dealers. If, however, you experience any difficulty we offer a fast and efficient mailorder service with telephone ordering facilities for credit card holders.

Special Publications Group, Link House Magazines (Croydon) Ltd, Dingwall Avenue, Croydon, CR9 2TA, United Kingdom Phone 01-686 2599 extn 482 during office hours.

Please note that delivery outside Europe is surface mail and can take up to two months. For delivery by Air Parcel (couple of weeks) please add \$7 per book for USA, or £5 per book for rest of the world

PLEASE SUPPLY:

- copies Pro-Audio Yearbook 1982/83 (at £26.00 or \$54.00 each)
- copies Video Yearbook 1982/83 (at £27.00 or \$54.00 each)
- copies Home Video Yearbook 1982 (at £8.40 each)

(All Prices include Surface Delivery)

Name

Company Name

Address

Phone Number

Signed

Please charge my Access/American Express/Diners Club/Mastercard/Visa card A/c (please delete as appropriate). Card holders address must be used

Card No..... Please send by Air Parcel (see above) I enclose a cheque for.....

Please return the completed order form enclosing your full remittance (including delivery) or giving your credit card number, to:

Special Publications Group, Link House Magazines (Croydon) Ltd, Dingwall Avenue, Croydon, CR9 2TA, United Kingdom

Please allow 28 days for delivery in Britain, extra overseas depending upon country and delivery method.

SURPLUS STOCK CLEARANCE

SALE!

We are moving to our new premises and still have the following items at absolute 'Rock Bottom' prices.

Tape machines

MCI JH110b 8T s/h 'mint' . . . £3950	TEAC A3440 new . . . £600
MCI JH110A 8T s/h 'good' £2950	TEAC A3340S 'mint in box' . . . £450
Ampex MM1100 16T excellent condition, hardly used. . . £5,950	TEAC 32-2B new . . . £440
Tascam 80-8 with DX8 new . . . £2000	Tascam 44 inc DX44 new . . . £1000
	Revox B77 MkII little used . . . £500

Noise Reduction

DBX RM 155 8 chan new . . . £450	TEAC DX8 DBX for 80-8 new . . . £350
DBX (TEAC) 2 chan simul . . . £175	TEAC DX2B NR for 32-2B new £160

Cassette Machines

Syncon 'A' MkII with RX8 new . . . £599	TEAC A550 RX (DBX) logic new . . . £150
TEAC CX650R auto rev. new . . . £195	TEAC 124AV simul-sync new . . . £90

PORTASTUDIOS: TEAC model 144 ex. con. £300, FOSTEX 250 as new £450

Mixers

Syncon 'A' 28/24/4 new . . . £6950	Soundcraft II 12/4/8 mint . . . £1450
Syncon 'A' 20/16/4 new . . . £5950	Alice 12/4/8 mint . . . £1250
Amek 1000 series 16/4 mon 8 £1200	Tascam 35 + EX35 16/4/8 new £1300
Allen & Heath SR 20/4/2 mint £695	Allen & Heath 8/4/2 new . . . £395

Monitors

JBL new (pairs) 4301 £285, 4312 £450, 4313 £450, 4315 £995, 4333 £1150, 4350 £2200.
Tannoy Super reds M1000 pair 'mint' £1,095. Little Red Monitors as new £450.
Electro-Voice Sentry 100 new in box, pair £295.

Power Amps

H/H Mos-fet (all new in box) V150 £195, V500 £350, V800 £440. Yamaha P2210 new £450. Turner A500VU new £495.

Reverberation

EMT 140TS unc remote, PSU, 'mint' . . . £2100	AKG BX20E new . . . £1295
Quad-Eight CPR 16, digital 'mint' . . . £2500	BX10E new . . . £695

Equalisation

Yamaha Q1027 graphic new . . . £345	Klark Teknik DN22 stereo graphic, new . . . £425
Audio & Design E900RS sweep, new . . . £390	Orban 622B stereo parametric new . . . £490

Compressor Limiters

Audio & Design Ex-Press . . . £385	DBX 162 stereo new . . . £425
MXR 136 Dual Limiter new . . . £250	DBX 165 'overeasy' new . . . £375

Scamp Modules

S100 ex-demo (new) dual gates £175, S24 Time shape (new) £345, S07 8ve EQ (new) £184, S06 Lo-pass filter/gate £184, S05 Hi-pass filter/gate £184, S04 Parametric EQ £275, S03 Sweep Eq £184.

Aphex Aural exciters from £800 (new)

Time Processors

Roland SDE2000 new . . . £420	BEL BF20 MkII new . . . £325
SPH323 phaser new . . . £165	MXR Delay II new . . . £795

Harmonisers

Eventide 910 s/h . . . £750	MXR Pitch-trans + display new . £795
-----------------------------	--------------------------------------

Electronic X-Overs Klark Teknik/Statik 3 way model SA30 (new) . . . £195

Microphones

AKG C422 comb. new . . . £700	Neumann U47 valve, psu . . . £400
AKG C33 stereo comb. new . . . £295	U87fet, cradle, 'mint' . . . £390
AKG D202CS s/h . . . £70	KM86fet, cradle, 'mint' . . . £340
Sennheiser MkH435T, psu. . . £175	KM 84fet, new . . . £130

HIRE DEPT.

Studio equipment and mics, effects and drum machines, literally everything worth hiring, 'in vogue', etc. WE RENT! (Phone 'Rick' for list 06632 2442)

NOTE: The above prices are exclusive of V.A.T. and carriage.
PHONE 06632 2442

LATEST PRODUCTS and all other stock not in our 'Clearance Sale' P.O.A. Accessit, Allen & Heath, AKG, Ampex tape, Aphex, Ashley, Audio & Design (Recording), Auratone, Bel, Beyer, Bose, Boss, Brenell, Cutec, DBX, Delta-Lab, Dolby, Drawmer, Edital, Electro-Voice, EMT, Fostex, Furman, Great British Spring, H/H Electronic, ITC, Ivie, JBL, Klark Teknik, Lexicon, Linn, Mic-Mix (masterroom), MXR, Nagra, Neumann, Ohm, Orban, Ortofon, P.E.P., Publison, Quad, RCF, Rebis, RSD/Studiomaster, Revox, Roland, Scamp, Schoeps, Seck, Sennheiser, Shure, Soundcraft, Studer, Syncon, TAC, Tannoy, Tascam, TDK cassettes, TEAC, Trident, Trio, Turner, UREI, Valley People, Vesta-fire, Webber test tapes, Whirlwind, White Inst, Yamaha.

ALAN CHEETHAM AUDIO SERVICES

Phone 06632 2442 (9.30am-8pm Mon.-Sat.) (Sunday by appt)

Address:

Studio House, High Lane Village, nr Stockport SK6 8AA

INDEX TO ADVERTISERS

AC Electronic Services	18
Acoustical Man Co.	4
Advanced Music Systems	8
AKG	87
Alice (Stancoil) Ltd.	104
Allen & Heath/Brenell	IBC
Amek	69
Aphex Systems Ltd.	75
Applied Microsystems Ltd.	106
Audio & Design Recording	45
Audio and Design Marketing	108
Audio Developments	17
Audio Kinetics	58, 59
Audio Service Co.	5, 61, 118
Audiotronics Inc.	81
Audix Ltd.	8
Autograph Sales Ltd.	16
Boomerang Sounds	95
Brooke Siren Systems	61
Bulgin, A. F. & Co. Ltd.	104
CTAB	35
Caltec Audio Ltd.	30
Cetec Audio	94
Citec	95
DDA Ltd.	74
D & R Electronica	29
Dolby Labs.	12
Dominus	86
Don Larking Audio	25
D. S. N. Marketing	14
E. D. C. Ltd.	102
Eardley Electronics	83
Feldon Audio	53, 57, 102
Future Film Developments Ltd.	106
FWO Bauch Ltd.	11, 13, 41, 63, 66
Gresham Wood	32
H. B. Techniek	106
H. H. Electronics	27
H. H. B. Hire & Sales	39, 79
Hardware House	14
Harris Audio Systems Inc.	62
Harrison	63
I. T. A.	6, 7, 9
J. B. L. Inc.	105
Kelsey Acoustics Ltd.	20
Klark Teknik Research Ltd.	54, 55
Leevers Rich	50
Lexicon	41
Magnetic Tapes	103
Melkuist	13
Midas Amplification	77
Mobile One	24
Mosses & Mitchell	22
Multitrack Hire Ltd.	28
Music Laboratory	31
MXR Innovations	37
Orari Electric Co. Ltd.	89
P. S. P.	32
Penny & Giles	30
Precision Audio Marketing	61, 111
Progressive Elect Products	33
Quantee	107
R-Columbia Products	92
Rebis Audio	101
Recording & Maintenance Service	20
Scenic Sounds	47, 69, 99
Solid State Logic Ltd.	OBC
Sonifex Sound Equipment	32
Sony (UK) Ltd	71, 73, 85, 91, 108
Sound Workshop	93
Soundcraft Electronics	IFC
Soundout Laboratories Ltd.	21
Sowter, E. A. Ltd.	14
Standard Tape Laboratory Inc.	95
Studer	66
Surrey Electronics	100
Swettenham, Dick	56
Syncon Electronics BV	10
T. O. A. Electric Co. Ltd.	110
Tannoy Products	109
Technical Projects	35, 106
Tore Seem	102
Trad Sales & Services	26
Trident Audio Developments Ltd.	23
3M UK Ltd.	97
Turnkey	15, 19
Vitavox	14
Webber Tapes	28
White Instruments Ltd.	60
WKR Ltd	16

Studio Sound is available without charge to qualified readers: these are directors, managers, executives and key personnel actively engaged in sound recording, broadcasting and cinematograph industries in any part of the world. The Publisher reserves the right to refuse applications considered inappropriate and restrict the number of free copies sent to any one company or organisation. Non qualifying readers can buy Studio Sound at an annual subscription of £12.00. All enquiries to: Subscription Department, Link House Publications PLC, Link House, Dingwall Avenue, Croydon CR9 2TA, Great Britain. Phone: 01-686 2599. Published by Link House Magazines (Croydon) Limited on behalf of the proprietors, Link House Publications PLC, Robert Rogers House, New Orchard, Poole, Dorset BH15 1LU and printed by Arthurs Press Ltd, Woodchester, Stroud, Glos. GL5 5PB.

Synconfidence!

Shopping for a Desk these days can be a chancy business. Limited budgets all too often mean limited equipment, limited performance – and limited potential for future expansion. It's a story that many smaller studios know to their cost.

Enter the SYNCON Series B – a mixer of unrivalled flexibility, designed by AHB to grow with your studio but with a minimum upfront capital outlay.

The in-line modular concept of the SYNCON B means that you can start with a basic 8 or 16 track configuration and, without factory modification, expand to a 44 input, fully automated console with patchbay. And even the patchbay is totally modular – totally expandable.

For more than 10 years AHB has earned the confidence of the World's audio fraternity. With the SYNCON Series B we have proved that it is possible to build a low-cost desk with a performance equal to one twice its price. With a sound-handling capability unmatched in the price range.

So we can confidently claim that the Series B represents one of the best deals going in today's market.

SYNCON



AHB

ALLEN AND HEATH BRENNELL LTD.

Pembroke House
Campsbourne Road
London N8
Tel. 01-340 3291
Telex 267727 BATGRPG

Allen & Heath Brenell (USA) Ltd
652 Glenbrook Road
Stamford, CT 06906
Tel. (203) 964 1488
Telex 996519

Experience



Solid State Logic at BBC Maida Vale 4, London

Technology is no substitute for human experience. The complex demands of broadcast audio require resourceful technique and specialised skills which take years to acquire. Engineers of this achievement need and deserve the most advanced, reliable tools available to support their artistry. Which is one reason that major broadcasters and post-production houses specify Solid State Logic.

The SSL 4000E series master studio system and the new SSL 6000E series stereo video system are products of experience. Innovative human engineering provides easy use of the most comprehensive software and hardware control systems ever offered by the audio industry. Unique capabilities such as total recall capture inspiration and eliminate drudgery, while the SSL real time system and events controller bring practical computer assistance to live broadcast, electronic dubbing and video post-production.

Write or call for complete details on Solid State Logic – The choice of experience.

Solid State Logic

Stonesfield · Oxford · England

Solid State Logic, Stonesfield, Oxford, UK (099 389) 8282