

Radio

THE RADIO TECHNOLOGY LEADER

May 2007

RadioMagOnline.com

Jazz at its best

at lincoln center

TRENDS IN TECHNOLOGY

Mic & on-air processing

FIELD REPORTS

Whirlwind AES Qbox
Henry Studio Drive USB

A Penton Media Publication

The cash-machine formerly known as RevenueSuite returns to the airwaves as Google AdSense for Audio.

www.google.com/ads/asaudio

Google

Networked



Independent




This D-75N Console is BOTH

OUR DIGITAL D-75N is a full-featured standalone mixing console that can also be seamlessly integrated into the AUDIOARTS DISTRIBUTED NETWORK along with other D-75N consoles. Designed specifically for the broadcast industry, the D-75N is intended for on-air and production applications that demand a lot of function and performance. It's got all the features you need: four stereo program busses, dual caller Superphone module, line selector modules, control room and studio modules, plus additional accessory positions.

The D-75N gives you the benefits of both standalone and networked architectures—the console has both independent faders for "local sources" and six networked faders capable of accessing designated sources and mixes throughout your system. Single CAT-5 cables connect all studios to your central rackroom, eliminating the need for costly multi-pair wiring between rooms and making installation and expansion fast and easy.

SHARE RESOURCES and MIXES from studio-to-studio or throughout your entire facility. In addition to your networked consoles, you can also link up multiple IOC INPUT & OUTPUT CENTERS and further expand your Audioarts network to accommodate existing and future sources and format changes.

With the AUDIOARTS D-75N and the AUDIOARTS DISTRIBUTED NETWORK there's a new easy way to link your studios together—and still stay within budget. Visit our website and learn more today!



AUDIOARTS ENGINEERING



Harris is your end-to-end radio solution provider.

AM/FM Analog or HD Radio™ • Audio Consoles • Broadcast Studios

High Power AM • Systems and Service • Intraplex Transport

HD Radio™ is a trademark of iBiquity Digital Corporation

Harris PR&E NetWave console with optional networking. Available in 8-16-24 channel frames, all with fully modular construction.



ZX1000, 1 kW tri-mode FM/FM-HD or digital only transmitter. FM transmitters available from 250 W to 70 kW, in analog or HD Radio.



FlexStar HDx exciter—the gold-standard for FM and FM-HD exciters, featuring RTAC (Real Time Adaptive Correction for best mask compliance) and Engine, the latest iBiquity platform in HD Radio.



Destiny 3DX-50, 50 kW medium wave direct digital drive high efficiency, high reliability AM transmitter. AM transmitters from 1 kW to 2 megawatts, all fully compatible with HD Radio.

Imagine Harris transmitters... combined with legendary Orban audio processing.



OPTIMOD 9400-AM Digital

No-compromise, independent, multiband processing for analog AM and digital radio—in one box!

For over 20 years, OPTIMOD-AM has dominated the sound of major-market AM radio. Orban's new 9400 offers even better analog AM processing, while its unified analog and digital design substantially reduces costs compared to a two-box configuration.



www.orban.com

Contact Harris at 800-622-0022 or email autoconfirm@harris.com



Government Systems • RF Comm • Broadcast • Microwave

www.harris.com

CONTENTS

30



Features

- 16** Trends in Technology: Processors
by Doug Irwin
Part signature sound, all practical application
- 30** Facility Showcase: Jazz at Lincoln Center
by Allen Singer
Jazz gets a permanent home, and XM broadcasts it.
- 38** Digital Audio
by Glen Kropuenske
Digital analyzing and troubleshooting isn't as hard as you might think.
- 21** Insight to IBOC Supplement
Planning for surround

10



Columns

- 8** Viewpoint
by Chriss Scherer
Were there any major breakthrough products debuted at NAB2007?
- 10** RF Engineering
by John Battison
There are too many rules and regulations these days.
- 14** FCC Update
by Harry C. Martin
AM daytimers: enjoy your reprieve.

54



Departments

- 6** Online
at www.RadioMagOnline.com
- 46** Field Report: Whirlwind AES Qbox
by Jeff Smith
- 48** Field Report: Henry Engineering Studio Drive
by Michael Patton
- 52** Reader Feedback
- 54** New Products
by Kari Taylor
- 68** Classifieds
- 69** Contributor Pro-File
Meet Michael Patton
- 70** Sign Off
by Kari Taylor
A look back at the Cartriptape Make-up Console

ON THE COVER

Sure, the playing is great, but the JALC facilities are top-notch, too.
Photo by Brad Feinknopf.
Cover design by Michael J. Knust.



Wireless Broadband Internet Remotes



"The first time out with the Tieline was a brilliantly simple experience for everyone involved. For lack of a better phrase, the codec just worked."

- Christian Vang
Chief Engineer
Clear Channel St. Louis



"The codecs sounded great. My management was very, very impressed with the demos"

- Grady Jeffreys,
Technical Manager,
Mackay Communications



"The remote was a spectacular success, in no small part thanks to the flawless sound which the Tieline G3 provided over the public Internet"

- Mike Rabey
Chief Engineer
Entercom Indianapolis



Get Free demo codecs delivered to your door Now!!

Tieline[®] 
www.tieline.com

800-950-0750

Currents Online

Selected headlines from the past month.

SBE to Offer New Specialist Certification

The certification will cover digital radio transmission technology and carry the designation Digital Radio Broadcast (DRB).

Enco Integrates Sound Exchange Reporting into DAD

Support for the Sound Exchange reporting is a no-charge feature and is available to any DAD user currently under a technical support agreement.

Government Accountability Office Releases EAS Report

The report notes several shortcomings with the current system and includes observations from the SBE and PPV, but its suggested solutions are vague.

NAB Photo Blog 2007 ➔

The sights of NAB2007 are captured by the staff and contributors of *Radio* magazine.

Best Buy Adds Digital Radio Line

All 832 Best Buy stores will carry HD Radio receivers. Best Buy will also initiate a consumer education effort.

Ibiquity Launches Next HD Radio Rebate Program

The \$40 rebate applies to most HD Radio receivers and runs from April 29 through July 3, 2007.

Logitek Enhances Artisan, Mosaic Consoles

The enhancements add additional faders, pop-up EQ and dynamics screens, and Vsnapshot.



Find the mic and win!

Tell us where you think the mic icon is placed on this issue's cover and you could win a Heil mic courtesy of Transaudio Group.

We'll award a different Heil mic each month during 2007.



This month, enter to win a Heil Sound PR-30.

Enter by June 10.
Send your entry to

radio@penton.com

Include your name, mailing address and phone number.

**TRANSAUDIO
BROADCASTING**

www.transaudiogroup.com

No purchase necessary.
For complete rules, go to beradio.com.

Site Features

New URL, Same Great Website

The URL for the *Radio* magazine has changed. The old one still works, but now it's easier than ever to find the Radio Technology Leader online: RadioMagOnline.com.

Digital Radio Update Twice a Month

Stay up to date with the source of digital audio broadcasting news and information. The coverage extends to DRM, satellite radio and more. Subscribe today.

Tips in the Engineers Notebook

Got a tip on a fix or an innovative solution? Share it with us for the Engineers Notebook. It includes handy formulas, and ideas to help you around the station.

Advertiser Links

Web links to the advertisers in the May issue.

Industry Events

The *Radio* magazine Industry Events section lists upcoming conventions and conferences. Be sure to send your radio event info to us at radio@penton.com.

Industry Links

Find schools, museums, associations and more.

**“I demand the best...
the Aphex 230 is
clearly the best.”
- Rick Dees**

**“My voice is my on air signature. I want it to
'jump' but also be clean, full and natural. Most
final on-air processors are cranked to 'stun'
and not very kind to voices.
With the Aphex voice processor,
both my voice and the voice of
my sidekick Patti 'Longlegs' Lopez
are incredibly open and present,
even after going through the
station's loudness box.”**

The Aphex Model 230 Master Voice Channel
is a combination of proprietary technologies
and the highest quality components.
Its performance cannot be duplicated by
any other product or combination of products,
hardware or software, at any price.

If you demand the best for voice
processing, demand the Aphex Model 230.

APHEX
www.aphex.com

© 2007 Aphex Systems. All Rights Reserved.
Designed and manufactured in the USA





How was your NAB experience?

It's behind us now, but overall, NAB2007 seemed to be a good convention for everyone. We're still compiling all the specifics for our June issue, but until then, I'll share some immediate impressions from the annual gathering.

For radio attendees, the most obvious change was in the layout of the North Hall. For several years, the east end of the North Hall has been the radio exhibits area. This year, the radio exhibits were in the west end, and the east end hosted companies mostly focused on production. In addition, more pro audio exhibits were included in the North Hall.

Before the convention, some manufacturers told me that they were not pleased with the layout change. My feeling is that the change wasn't really that big of a deal. Exhibits were shifted a little. As an attendee, you're going to find the companies you want to see no matter where they are. As it is, having audio for other applications seems to have helped draw more booth visitors to the North Hall as well, which usually helps all the exhibitors.

Personally, I still prefer the North Hall. It's a comfortable size, it's well lit and it's not too loud. The Central Hall is a close second. I dread having to go to the South Halls. The exhibits are huge, and the overall noise level is excessive. I will say that the noise level in the South Halls seemed to be lower this year than in previous years.

The big question during and after every convention: what was hot? The easy answer is the *Radio* magazine Pick Hit awards. These 15 products are now part of a tradition that started in 1985. Look for the winners at RadioMagOnline.com and in next month's issue.

Beyond the Pick Hits, there are general observations as well.

There are always new products on display, but was there really a major breakthrough? I'm sure that some exhibitors would say yes, but the general feeling that I heard and experienced myself was no.

Don't misunderstand my meaning, there were lots of innovative ideas. Some included more affordable variations of existing ideas (more punch, lower cost). Some tied two or more existing ideas into a new application. Some just found a better

way to accomplish an existing task.

Have we reached a point where everything has been invented? I doubt it. I think we have reached a certain plateau where we know that processing power, data rates and overall efficiency will continue on a curve, and ideas formed today can be targeted to deliver on a predicted point on that curve.

New products right now are based on incremental improvement, not sweeping change. That's a comfortable position in which we have resided for the last few conventions, and it allows us to adapt and adjust. I think we're on the verge of the technology rise, so the coming conventions will likely have some significant breakthroughs.

All that said, what was the prominent focus? Once again, it was IP. It's hard to not find something with some form of networking (usually IP) in it now. This has been gradually increasing each year and includes not just IP control, but audio over IP as well.

HD Radio continues its steady progress. The latest concepts being shown were an electronic program guide and conditional access. Both are not yet ready for implementation, but the ideas are there and the right time will come.

But HD Radio wasn't alone in the digital radio focus. FM Extra continues to attract attention, and a batch of receivers helps to show that it has both sides of the equation covered. Some of the data capabilities were also demonstrated. DRM had some presence, too.

In general, it was another year of incremental advances, but they were important advances nonetheless. The radio broadcasting and digital media foundation continues to be augmented and diversified, which prepares us for the next wave of advances.

Chris Scherer

Impossible Remote?
Nah, You've Got ACCESS.



Meet Some Real-World Super Heroes...

Mark Ericson and the WOKQ morning team, along with Steve Vanni from Technet, recently used ACCESS to deliver a three hour remote from the top of Mt. Washington. For mere mortals, this would have been an impossible task. The height, the weather, the distance – all conspired to prevent a successful remote. But because they carried ACCESS, they became real-world super heroes.

ACCESS delivers mono or stereo over DSL, Cable, Wi-Fi, 3G cellular, satellite, POTS (yep, ACCESS is a full featured POTS codec and works seamlessly with Matrix, Vector and Bluebox);— plus some services you may not have even heard of. Given the challenges of the public Internet, it's no small boast to say that ACCESS will perform in real time over most available IP connections.

Want to learn more? Contact Comrex to get a FREE booklet that explains ACCESS BRIC technology and how it differs from traditional IP codecs. Become a real-world super hero!



ACCESS
PORTABLE
NOW
SHIPPING!
www.comrex.com

Read more stories of real-world super heroes at comrex.com:

- Springfield, MO: Miraculous ACCESS
- San Diego, CA: Somewhere...Beyond the Sea!
- Boston, MA: Zakk Wylde Concert—Ozzie Osborne's Guitarist Plays for WAAF at a Listener's Workplace!
- Lynn, MA: Toys for Tots—Remote on the Move
- Boston, MA: Car Dealerships at Christmas. ACCESS Delivers.
- UK: ACCESS on VSAT—A Clever Solution From Our Friends in the UK
- Cancun: Sunrise Over IP
- Brockton, MA: Minuteman Communications Always Gets Their Man... um... I Mean, Their Remote
- Alpena/Tawas City, MI: Are You Tired of STL-Over-the-Public-Internet Stories Yet?
- Dallos: The Ticket
- Amarillo, TX: You Gotta Do What You Gotta Do
- Asia: Radio Free Asia - Live From the Himalayas
- Way Up In The Sky: Live From 37,000 Feet

Are YOU a real-world super hero? Log on to comrex.com and let us know how you've used ACCESS to save the day at an impossible remote!



The alphabet soup of broadcast engineering

By John Battison,
P.E., technical editor, RF

Most tower projects require complying with FAA regulations.

Nearly 100 years ago the early radio engineers had few governmental and quasi-governmental bodies that they had to satisfy to stay on the air. It seems as though a fearsome array of rules, regulations and requirements has been generated through the years by various new administrations. Today, our early pioneers would have to deal with a plethora of acronyms and initialisms such as the FCC, FAA, state aviation administrations, EPA, OSHA, state

boards of engineering, donations to politicians, and probably a few odds and ends like unions and NIMBY.

When the early pioneers such as Alexanderson, Fessenden and Marconi commenced the production of non-ionizing radiation no one limited their RF levels, blamed their antenna towers for the deaths of migrant birds, or complained about ugly towers spoiling picturesque views. As broadcasting prospered and grew, the need for a proper regulatory administration became apparent and in 1927 the Federal Radio Commission was formed. This august body developed basic regulations for the control of radio broadcasting in the United States. As the new industry matured federal control was modified and revamped until, in 1932, the Federal Communications Commission was formed. It originally had seven commissioners; later five commissioners were found to be plenty.

Today the broadcast licensee has first and foremost to deal with the FCC and complete an application form showing compliance with regulations controlling levels of nonionizing RF radiation as well as all the specific engineering rules of the FCC.

Good practice

To digress for a moment, it's interesting to recall that in the earlier days of FCC regulation many

of the requirements were listed in a section of the rules with the title *Rules of Good Engineering Practice*. It was essential to include in the engineering report section of the application form (Form 301) a statement to the effect that the operation would conform to the *Rules of Good Engineering Practice*. However, somewhere around 1960 it was no longer required and applications were granted without this promise.

As the broadcasting industry developed and grew, other bureaucratic bodies became involved in the train of mandatory approvals. One of the first groups to impose its influence on the broadcaster was the Federal Aviation Administration (FAA) who began to worry about the impact of random towers on aircraft. And it soon became necessary to include a copy of FAA Form 7460 in most transmitter applications so that FAA safety requirements in the vicinity of airfields could be met.

Included in the FAA requirements are tower lighting specifications that have been incorporated into the FCC's engineering requirements. As time passes additional FAA requirements are continually being added to include transmission characteristics, power levels and positioning of transmitters in the vicinity of airports.

In 1970 the Environmental Protection Agency rapidly became what is probably the most powerful of all the government agencies. There was a time when the IRS was said to be hard-nosed and difficult to deal with. Times have changed and the IRS is now far more humane in its dealings than the EPA, whose power now appears to be superior to those of the IRS.

Almost everything that a broadcaster does appears to involve the EPA in one way or another. Tower siting frequently becomes difficult because of rules involving horticultural and suburban conditions, historical and topographical requirements, non-ionizing radiation limits, tower lights, standby power supplies and fuel systems.

Two major items of many station's inventories are power transformers and power supply capacitors.

Able to leap tall buildings?




No distance or line-of-sight restriction makes **Starlink SL9003T1** the ideal choice for STL/TSL and intercity links.

Starlink T1's bidirectional high capacity significantly reduces communications costs compared to discrete audio, telephone and data circuits.

And **Starlink's** uncompressed digital audio will stand out above your competition.

STL over any distance or terrain... ...Moseley Starlink T1



- HD Radio™ and Multicasting
- Transmitter remote control
- RBDS data
- Telephone extension
- IP-based equipment control
- Internet and e-mail connection

Call the digital STL experts today.

Dave Chancey 805.968.9621

Bill Gould 978.373.6303

www.moseleysb.com

Moseley

RF ENGINEERING

The oil in the power transformers and the dielectric in power capacitors are on the EPA's no-no list for good reasons. They are strongly suspected of being cancer inducing. The EPA has specific methods for disposal of these items and drastic penalties for failure to observe their regulations.

Although it was originally created to control the disposal of waste products, EPA probes have now spread into almost every iota of life. Like the other administrations that have erupted over



The EPA has a hand in many aspects of broadcast operations, such as restrictions on storing fuel for emergency generators.

the years the EPA has a comprehensive website (all the agencies mentioned have their own complete websites, which can be accessed by searching their names) that is easy to explore for specific information.

Other agencies

OSHA has been the butt of many complaints and jokes, but since 1970, when it was established, the Occupational Safety and Health Administration has filled an important part in our country's growth. In the 37 years of its existence it has made great strides in improving the safety of our workers in almost all occupations. Fortunately, broadcast stations in general have fewer accidents than the majority of businesses. On the other hand, when a station does have an accident it is usually a bad affair, such as a tower coming down.

Although the National Electric Code (NEC) does not fall into the category of bureaus that have to be placated, it can be the cause of problems in new transmitter operations. Sometimes dealing with local or regional inspectors can be somewhat difficult. Broadcast engineers occasionally have grounding and wiring ideas and requirements that differ from the national electric code. That can become another item in the list of problems when dealing with the establishment.

Some broadcasters are inclined to feel that the NIMBY group is the hardest to combat. After all, the FCC, FAA, EPA, OSHA and the NEC all have clearly defined requirements, rules and regulations. Though they may lose a hearing, NIMBYs usually manage to find another ambivalent rule or law on which to hang another appeal and further delay grant of an application.

E-mail Battison at batcom@bright.net.



In the last 75 years, Neumann has had a lot of firsts. We saved one of the more obvious ones until now. Presenting the first dynamic mic ever to come from Neumann.

BCM 705
Dynamic Mic

DYNAMIC CONDENSER



Of course, we're still number one in condenser microphones. In fact, with our BCM Series, your studio has all its voices covered — and just about any instrument that walks in, too.

BCM 104
Condenser Mic



NEUMANN.USA
▶ DISTRIBUTION FOR THE AMERICAS

NeumannUSA: Tel 860-434-9190 • www.neumannusa.com
Latin America: Tel 52-55-5638-1020 • Canada: Tel 514-426-3013

Arrakis Systems inc.

www.arrakis-systems.com
970-461-0730



On-air Automation

only \$100 per month



Nova-10C
digital console
\$2,795 msrp



1200-series
analog console
\$2,495 msrp (5 ch)
\$3,795 msrp (10 ch)
\$4,795 msrp (15 ch)

Digital Consoles



X-Mixer
digital console
\$5,495 msrp (10 ch)
\$6,595 msrp (14 ch)

...come to our website and see why more stations buy Arrakis Systems !!! New York, L.A., Chicago, Moscow, Paris, Beijing, Nigeria, Baghdad, Jamaica, Tahiti & around the world. With thousands of consoles, studio furniture packages, and on air automation systems sold worldwide since the late 1970s, Arrakis Systems is a world leader in Radio broadcast engineering and manufacturing. Quality, reliability, and value are the hallmark of every Arrakis product

Analog Consoles



12,000 series
analog console
\$4,995 msrp (12 ch)
\$6,195 msrp (18 ch)



FCC gives reprieve to AM daytimers

By Harry Martin

AM daytimers enjoyed a reprieve from pre-sunrise/post-sunset power reductions that might otherwise have been imposed on them on March 11, 2007. The reprieve may only be temporary, however; come November and the return of standard time those reductions may return.

By way of background, to prevent interference to nighttime AM service many AM stations are forbidden to operate at night. Eventually the commission concluded that such daytimers could be allowed to operate with low power during pre-sunrise (and, sometime, later, post-sunset) hours without causing interference. The commission calculated the permissible power levels on its own and notified affected stations of their ability, limited though it was, to operate in non-daylight periods. Notations of the pre-sunrise/post-sunset authorizations were added to the licenses of the stations that opted to take advantage of the opportunity.

Dateline

Radio stations in Arizona, Idaho, New Mexico, Nevada, Utah and Wyoming must file their biennial ownership reports by June 1.

Also by June 1, radio stations in the following states must place their annual EEO reports in their public files and post them on their websites: Arizona, DC, Idaho, New Mexico, Maryland, Michigan, Nevada, Ohio, Utah, Virginia, West Virginia and Wyoming.


In 2005 Congress decided to expand daylight saving time (DST). Accordingly, the start date for DST was moved to the second Sunday in March and the end date to the first Sunday in November. This shift in times, the FCC decided, meant it had to make adjustments to the operating times of all daytime AM stations with pre-sunrise or post-sunset authorizations.

In the context of the existing pre-sunrise and post-sunset authorizations, the change required to accommodate DST would not have been difficult. All the commission had to do was issue a public notice reminding licensees to adjust their pre-sunrise or post-sunset times to correspond to

the readjusted DST times. But the commission decided that this would be a good time to tie up loose ends. In particular, the FCC had revised a number of its nighttime protection standards in the years since the pre-sunrise/post-sunset levels had first been established. As a result, those levels do not necessarily conform to the current standards. The commission set about re-calculating the appropriate levels to reflect current nighttime interference protection standards and to make the new values effective on March 11, along with the changes resulting from early implementation of DST.

Through a public notice issued on March 1, the commission tried to do just that. The notice said that the staff had recalculated the permissible power levels pursuant to the current rules, and that all licensees with pre-sunrise/post-sunset authorizations should check the FCC's website for the updated values. It did not take long before licensees complained. As it turned out, unanticipated computer errors led to erroneous power levels for a number of stations.

But the commission's staff reacted promptly. The commission issued a second public notice, on March 7, in which it announced the immediate suspension of the use of the recalculated values. The second notice told AM stations that they should continue to use the powers that they had been using all along (but with appropriate timing adjustments for DST). A further notice is supposed to be issued later this year—once the computer bug has been corrected and accurate recalculations completed.

Of course, when the correct recalculations are made, many AM stations will find themselves with considerably less non-daytime power than they have now. 

Martin is a past president of the Federal Communications Bar Association and a member of Fletcher, Heald & Hildreth, Arlington, VA. E-mail: martin@fhhlaw.com.

ON THE AIR

SANITIZED FOR YOUR PROTECTION

SOME WORDS SHOULD BE OBSCENE AND NOT HEARD



Eventide Broadcast Delays are designed to keep profanity off your air, and angry listeners, embarrassed advertisers, and the FCC off your back. We invented the CBSceurity delay and have a solution for stations large and small that provides up to 80 seconds of the highest quality revenue and license-protecting delay.

Our new HD compatible BD600 24-bit delay, comes standard with AES/EBU, and provides up to 80 seconds of memory — twice as much as other delays. There are fully adjustable Delay and Dump functions, and a Sneeze function which "edits" audio entering the delay, allowing the host to sneeze, cough, or make a short comment without being heard on air.

The BD600 offers two different methods of delay buildup and

reduction: Eventide's catch-up and catch-down system, and an exclusive fast-entry-and-exit feature which allows starting a broadcast with the delay already built up to a safe amount and ending it with a rapid reduction of delay.

For HD, the BD600 offers MicroPrecision Delay™ mode which allows up to 10 seconds of delay to be adjusted in real time in 100 nanosecond increments. This is useful for synchronizing analog and digital signals while on-air, without audible artifacts, to maintain a seamless user experience.

Whatever your size, whatever your format, you can't expect to protect the integrity of your air and the foundation of your business without an Eventide Broadcast Delay in your rack.

Eventide

HD COMPATIBLE

Eventide is a registered trademark and MicroPrecision Delay is a trademark of Eventide Inc. ©2005 Eventide Inc.

Mic processing

Resource Guide

**Manufacturers of
on-air and
microphone
processors.**

On-air

Aphex Systems

818-767-2929
www.aphex.com

Broadcast Technology

719-336-3902
www.broadcasttech.com

Broadcast Warehouse

888-866-1671
www.broadcastwarehouse.com

CRL

800-535-7648
www.crlsystems.com

Harris

800-622-0022
www.broadcast.harris.com

By Doug Irwin, CSRE

Periodically, it's good to review the current state of audio processing technology. The manufacturers that we are all familiar with, and some that are new to the business, are rapidly meeting our needs with respect to data-reduced (or simply low bit rate) transmission pathways. In addition to those changes in functionality there are more and more examples of updated input and output protocols.

There is nothing new about the technique of adding separate audio processors for studio microphones. What started off as a way to give jocks a bit of boost in certain characteristics of their voices (most notably low frequency equalization) has evolved slowly over the years and now includes not only EQ, but also compression, gating and downward expansion. Other changes in broadcast technology are reflected in modern microphone processors as well, such as the addition of digital outputs and word-clock inputs.

Aphex has recently introduced the 230, the latest in its long line of mic preamp/processor boxes. This is a single channel, 1RU device

that has a vacuum tube (12AT7) mic preamp, parametric EQ, compression, gating, de-essing, +4dBu and -10dBV analog outputs, along with digital outputs (AES, S/PDIF and optical formats) with 24-bit resolution (96kHz sample rate).

Airtools by Symetrix offers the 6200 digital voice processor. This is a two-channel, 1RU device containing two processing chains that will work at mic or line level, in a stereo mode or independently. Standard processing features, such as high-pass and low-pass filters, compressor/limiter, four-band parametric EQ and downward expansion are included. Processing settings are configured from the front panel or from 6200 Designer, a Windows application. After the unit has been programmed, real-time control of the device is available by PC via RS-232, USB or Ethernet. Symetrix also offers the 528E.

TC Electronic manufactures the Gold Channel, a 1RU, two-channel mic preamp and audio processor. The mic preamp in this unit is immediately followed by an A/D converter, which allows for all processing functions, such as compression, expansion, equalization and

On-air processing

de-essing to be done in the digital domain. The user can save settings in any one of 100 memory locations, and the unit comes with 100 factory presets as well. Aside from balanced analog outputs, there are digital outputs (AES, S/PDIF and optical (TOS-link) formats).

Focusrite offers the VMPRO channel strip, a 2RU single channel mic preamp and processor. This unit boasts a (solid state) class-A mic pre, along with the following processor sections available on the front panel: expander; vintage harmonics; compressor; tube sound; and voice-optimized EQ. Analog outputs are standard, digital outputs are optional.

DBX has been in the processing business for years and has recently manufactured the 376 (with digital outputs). This 1RU mic preamp/processor begins with a vacuum tube microphone preamp followed by a (semi-parametric) EQ, compressor and de-esser. The digital output has selectable sample rates (44.1-, 48-, 88.2- or 96kHz) and adjustable word length (16-, 20- or 24-bit) in the AES or S/PDIF formats. Word clock input and output is via BNC connectors.

Aircorp offers the 500PH, which is a single channel, 1RU mic preamp and processor with three channels of graphic EQ; phase rotation; compression and expansion; an insert point;

de-essing; mic and line level outs, and a headphone out that allows the engineer to set up the unit without having it actually on air.

Yellowtec manufactures the VIP/Digital, a 1RU device that stores its settings to Smartcards so each user can establish his own presets. It includes mic and line inputs, analog and AES3 inputs, 24-bit A/D-D/A converters, 100 internal presets, an FFT-based de-esser and reverb.

Processing for your content

We are content providers now, as you may recall. In fact, about the only aspect of our content provision that is increasing is the use of streaming audio. For this reason I suggest avoiding grabbing an old processor off of the shelf in the engineering shop (or worse yet, bringing one back from the transmitter) for processing a streaming audio feed. Even though the reasons for processing the streaming audio are basically the same as that for over-the-air signals, the methodology is different in some key respects. For example, clipping is the most basic way to build loudness in an analog system. The reason is that it is easy to get away with, in the sense that distortion products are often either super-audible, or so fleeting in nature that they're almost impossible to notice.

It's not that simple in a data-reduced system; you do not want a streaming encoder trying to allocate bits to distortion products. That results in fewer bits left over for what you really want to hear. Throw that idea out.

Another way we have built loudness in our

Inovonics

800-733-0552
www.inovon.com

Linear Acoustic

888-292-3117
www.linearacoustic.com

Neural Audio

425-814-3200
www.neuralaudio.com

Omnia Audio

216-241-3343
www.omniaaudio.com

Orban

510-351-3500
www.orban.com

TC Electronic

818-665-4900
www.tcelectronic.com

Translantech Sound

212-222-0330
www.translantech.com

Vorsis

252-638-7000
www.vorsis.com

Waves

865-546-6115
www.waves.com

Mic & On-air processing

old-fashioned analog systems is by the use of HF limiting. The digital systems we are now using are flat—that is, no emphasis—so the HF limiter idea is of no value there either. And finally, we all know that our analog systems don't necessarily have a rigid brick wall limit through which they can't pass—unlike digital systems, which are all burdened with their OdBFS limits that cannot be exceeded.

Therefore, the three key aspects of audio processing for



Mic processors have evolved into highly configurable devices, such as the Aphex 230, the dual-channel Air Tools 6200, or the Yellowtec VIP/Digital with built-in card reader.



Specialized processors fit specific needs, such as accurate leveling with the Tranteltech Ariane Sequel or low bit-rate processing with the Neural Audio Neustar 4.0.

data-reduced paths (whether it is HD Radio or streaming audio) that remain in common with established analog techniques are wide-band AGC, multi-band AGC and peak limiting. Modern processors often use look-ahead limiters as opposed to the peak limiter (fast attack and fast release) that most of us have grown up with. So what's available?

Tranteltech offers the Ariane Sequel digital audio leveler. This unit uses a digital signal path all the way through. It includes a sum and difference mode with an independent or stereo linked mode available; output peak limiting; sample rates of 32kHz, 44.1kHz or 48kHz (syncs to input); eight user presets; TCP or RS-232 remote control; and peak and RMS readings on input and output sides.

Neural Audio offers the Neustar 4.0, a single rack unit audio processor built specifically for low bit-rate applications such as HD Radio, streaming audio and

STEREO HEADPHONE AMPLIFIER



Shown in AFM-DC1N tabletop chassis

THE ALL NEW AF-SH1 FEATURES:

- Integral Long-Life VCA Stereo Level Control
- Balanced or Unbalanced Inputs
- Switch-Selectable Input Sensitivity
- Switch-Selectable Mono (Left) or Stereo Operation
- Amplifier To Drive High or Low Impedance Headsets
- Convenience of APPFLEX™ Mounting Possibilities

The AF-SH1 is part of the group of versatile APPFLEX products from Radio Design Labs. These modules combine advanced circuitry, durable all-metal construction, attractive RDL ULTRASTYLE™ colors and versatile mounting possibilities. APPFLEX modules are ready to drop in a cabinet, chassis or panel cutout. Numerous ULTRASTYLE wall mounting accessories and tabletop chassis are optionally available to facilitate system design.

SYSTEMS SOLUTIONS

www.rdl.net.com
RDL • 659 N. 6th Street • Prescott, AZ • 86501

RDL
Radio Design Labs

"My Number One Rental is Zephyr Xstream"

-Steve Kirsch, Founder



Rack 'em and stack 'em! The Silver Lake Audio Crew pictured from left to right: Steve Kirsch, Ken Stiver, Kirby Miovac and Jay Shoemaker

"When ISDN equipment rentals began in the early 1990s, we started with an equal number of different companies' codecs. Today, Silver Lake has over 100 Zephyrs in stock, ten times more than any other brand." says Steve Kirsch, owner of Silver Lake Audio.

The reasons should be obvious. Reliability, ease of use, compatibility, great support.

Telos: The Best Way To Hear From There.

And there. And there. And there.

Telos

AUDIO | NETWORKS

www.telos-systems.com

The Telos Logo and Zephyr Xstream are registered trademarks of TLS Corporation © 2007 TLS Corporation.
Silver Lake Audio is a registered trademark of Silver Lake Audio™

process Mic On-air processing

encoding. Make adjustments from the front panel via TCP/IP and a browser interface. The unit has balanced analog inputs and outputs, AES3 (44.1kHz to 96kHz sample rate) inputs and outputs, and word clock in/out.

Orban has recently introduced a processor made specifically for data-reduced transmission paths: the Omnia One. This processor features four bands of AGC and

four bands of limiting, AES3 inputs and outputs with sample rates from 32kHz to 96kHz; RS-232, GPIO and Ethernet ports for remote control.

Orban's 6300 is a 1RU audio processor that can be used in a number of applications, including HD Radio or streaming audio. It includes a stereo enhancer, wideband AGC, equalizer, a multi-band compressor/limiter and two (stereo) look-ahead limiters available via one stereo analog output and two AES outputs. It also includes a low delay (about 5ms) talent headphone output.

Broadcast Warehouse offers the DSP Xtra, designed



MAKE YOUR THE STRONGEST LINK

For all your studio to transmitter and studio networking needs, look to the WorldNet Oslo from APT.

A powerful and reliable solution designed for multiple channel audio transport, the WorldNet Oslo delivers up to 28 mono or 14 stereo channels over a single T1, E1 or IP link.

Contact us to find out what WorldNet Oslo can do for your air chain or request a demo.



Highly intuitive user-friendly interface with VU meters and programmable fault monitoring, all via IP

- Modular Multiple Channel Audio Codec
- Designed for your STL and Studio-to-Studio Links
- Audio over T1, E1 or IP
- Enhanced apt-X[®], J.57 or Linear audio
- Up to 4 audio channels per audio card
- Up to 7 audio cards per chassis
- Analog and AES/EBU audio interfaces
- All cards hot-swappable
- Redundant Power Supplies
- In-band Management over T1 / E1 link
- Powerful User Interface for control and supervision
- 5.1 Phase-locking for seamless surround sound

APT

APT Europe Ltd
Tel: +44 28 9037 1110
Fax: +44 28 9037 1137

APT North America
Toll-free: 800-955-APTX
Fax: 732-796-0304

APT Japan
Tel: +81 (0) 3 5771 1191
Fax: +81 (0) 3 5771 1192

Email: info@aptx.com
Web: www.aptx.com

Resource Guide Continued

Mic

Aircorp

972-304-0455
www.aircorp.biz

Aphex Systems

818-767-2929
www.aphex.com

Behringer

877-672-0816
www.behringer.com

Crane Song Ltd

715-398-3627
www.cranesong.com

DBX Professional Products

801-568-7660
www.dbxpro.com

Focusrite Audio Engineering

516-249-1399
www.focusrite.com

Great River Electronics

651-455-1846
www.greatriverelectronics.com

IDT Impact Development

+33 472 18 19 20
www.idt-fr.com

Joemeek/PMI Audio

877-563-6335
www.joemeek.com; www.pmiaudio.com

LA Audio

+44 20 8418 0778
www.laudio.co.uk

Mackie

800-898-3211
www.mackie.com

Marshall Electronics

800-800-6608
www.mxlmics.com

Insight to IBOC

May 2007

Part of the Radio magazine DAB Answer Series

Planning for surround

By Steve Fluker

In today's marketplace, radio station programmers and managers are looking for new and creative ways to attract and keep listeners. One way is through new technologies such as HD Radio and the enhancements it brings. Multicasting is rapidly gaining momentum as a way to provide more diverse programming choices to the listener. Another idea, which is not new but has once again surfaced, is the concept of implementing surround sound on FM radio.

Multi-channel broadcast history

Multi-channel audio is not a new concept for radio. The first FM stereo broadcasts began in 1961. In the early '70s we saw the era of Quad come and go, but it never really caught on. The '80s brought FMX, which was thought to be an answer to improved separation and reduced noise, but arguments about multipath distortion effectively put this idea to rest. The '80s and '90s introduced us to new technologies in recording methods designed to create an effect of 3D audio. Some of these effects were amazing, especially when listening through headphones. Some, however, had mono compatibility problems. It seemed like surround was another great idea that wouldn't pan out because of technical issues.

So with a history like this, why should we try it again? Because the time may finally be right. Today we have come to expect surround sound from our experience with movies and home theaters. The format most compatible for broadcast radio is 5.1 surround. Figure 1 shows the layout of this system.

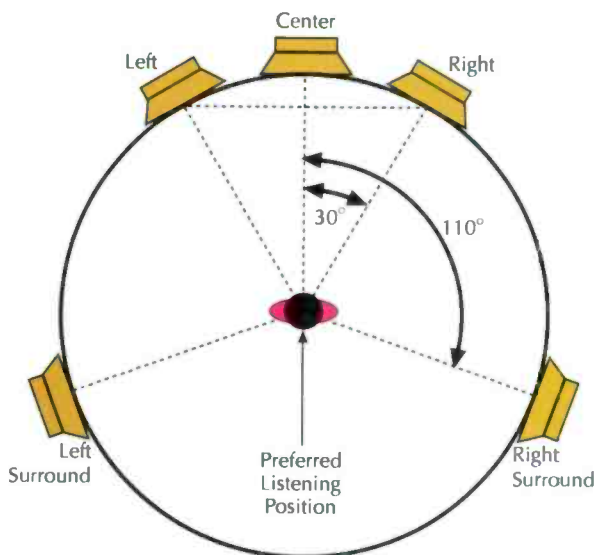


Figure 1. The proper orientation of a surround system.

Surround sound might just be one of the killer applications to attract and keep the radio audience not only for HD Radio, but also for FM analog signals. But what will it take to actually get it on the air? Many stations have already spent huge sums during the past decade rebuilding and consolidating their studios and may not be too excited about spending even more money to add surround. Fortunately, there are several

Open Mic IBOC history, part 1 by Chriss Scherer, editor

In March, the FCC approved rules that change IBOC from its experimental status to an approved system. The system that is now known as HD Radio can trace its early development to concepts and ideas that were proven to work with mobile reception in 1992. The first successful fixed AM IBOC reception test was held on July 9, 1992, on 1660 AM from the Xetron facility in Cincinnati. The first fixed FM IBOC reception test was held Sept. 29, 1992, on WILL-FM in Urbana, IL.

As HD Radio moves forward, I wanted to take a look back at the beginnings of the system to recall its early phases. I talked to Glynn Walden, who was part of the original team that proved the concept could work, and that set into motion the technology developments that are being implemented on radio stations today.

Today, Walden is the senior VP of engineering for CBS Radio.



Walden

Radio: The first steps into developing an IBOC system began more than 15 years ago. Tell me about the very beginning of the system that today is known as HD Radio.

continued on page 3

Inside

Tracking HD Radio..... 7

A special supplement to


Radio
THE RADIO TECHNOLOGY LEADER

Your Single Source for Broadcast Solutions




NEW


**955 Series Low Power
FM Band Pass Filter**



**LYNX™ Sidemount
FM Antenna for IBOC
Operations and Dual
Input for Analog**



**Broadcast Towers and
Structural Products**



**Standard Rigid Line
and MACXLine® Rigid
Line with Bellows**

ERI is your single source for the broadcast industry's best antennas, filter and combining systems, transmission line and RF components, and towers and structural products. Our professional team of engineers, designers, fabricators, project managers, and installers take pride in contributing to your success by delivering products and services to meet all of your RF and structural needs.



**Your Source for
HELIAX® Coaxial
Cable and Elliptical
Waveguide System
Components
and Installation
Accessories.**

ELECTRONICS RESEARCH, INC. ERI

Visit Online at www.eriinc.com • Call Toll-free at 877 ERI-LINE

Planning

options to consider when implementing surround that range from easy and inexpensive to literally changing the entire infrastructure of the studio design. Let's start with the basics.

If the primary goal is to get surround sound on the air and the budget is almost non-existent, consider a music-only implementation, such as that shown in Figure 2. All that is needed is a source with the ability to play back the original discrete five-channel surround material and an encoder. The surround-sound encoder downmixes the multiple channels into a two-channel audio format and encodes the surround information within it. The two-channel signal can then be transmitted via traditional FM stereo. From this point on, the

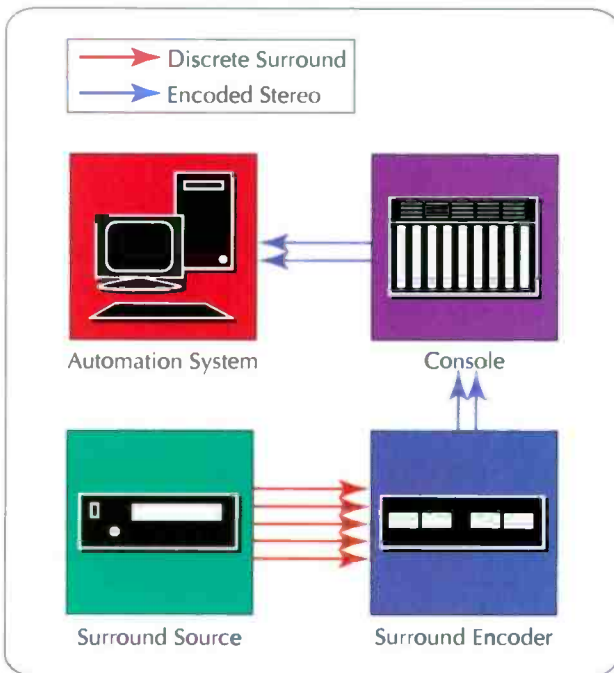


Figure 2. A music-only implementation of surround.

audio infrastructure remains unchanged as a normal stereo signal is fed through the station's air chain to the transmitter. It remains unchanged until the listener's receiver splits it back into 5.1 channels. Listeners who do not have a surround decoder will hear the audio just fine in stereo or in mono because the surround information is ignored.

Don't stop at just the music

This basic method of implementing surround allows a station to claim bragging rights to surround, but stopping there misses out on what could truly be the biggest part of the wow factor. Music in surround is important, but it's the locally produced elements that give a radio station its personality. When a listener hears a great song in surround followed by a sweeper that's not recorded in surround, what happens? The station's sound suddenly falls flat and all of the energy

GW: It started when Paul Donahue of Gannet and Tony Masiello of CBS experimented with digital audio satellite transmissions. They were impressed with the fact that a digital audio signal on a satellite channel required less power than a comparable analog signal to achieve similar if not better signal-to-noise ratios. They reasoned that a low-power digital signal could be added to an existing analog signal to carry a digital version. This approach was the first in-band, on-channel (IBOC) development. Donahue came up with the acronym IBOC.

They had been working on it for three or four months, at which time they contacted Group W, and I became involved.

Radio: What was the next step?

GW: The project was sponsored by Dan Ehrman of Gannett, Nancy Widman of CBS and Dick Harris and Jim Thompson of Westinghouse. Bob Mazer, a communications and technology lawyer, became involved at this time also.

Each sponsoring company pooled some funds and provided all the free time that could be spared by the three of us. I think that this was around 1991. It was September 1992 when the FM IBOC system was first demonstrated. Some of this was also in reaction to the Eureka-147 video demonstration at the NAB Radio Show in the fall of 1990.

Radio: The first AM IBOC broadcast preceded the first FM IBOC broadcast by two months. Today, the FM system appears to be ready to go, while the AM system seems to have some challenges. What was the course of the development of the two systems?

GW: The AM development was ahead of the FM for many years. It took time to properly complete some of the FM details. The basic AM system was already planned, and many of the elements needed were already defined. There have been plenty of refinements from the original plan, but today's basic AM system was designed by Barry Carlin. The original system was wider in bandwidth and failed under 90 percent of the power lines. Brian Kroger made some major changes to the AM system, which he essentially completed in 2001.

The FM systems went through a number of incarnations before it was workable. The earliest designs all fell apart in multipath conditions.

Radio: Tell me about the early FM systems.

GW: The first FM system used four OFDM carri-

continued on page 4

Image credits:

AM IBOC test photo courtesy of Glynn Walden.

The DAB Answer Series is an ongoing series of supplements that covers the technology of digital audio broadcasting.

Insight to IBOC - a supplement to Radio magazine, May 2007, © 2007 Penton Media. All rights reserved.

Open Mic

continued from page 3

ers—two on each side [of the main carrier]. It was not at all mobile robust. This was followed with a true multicarrier system that failed to work in a mobile environment. Then we came up with a system that used orthogonal wideband carriers. I call this the Derek Kumar system. This one was mobile robust, but it was not a viable system. The system in use today was primarily designed by Brian Kroeger at USA Digital Radio, which he designed between 1998 and 1999.

The earlier systems were designed as proof of concept systems without an intent that they would



Outstanding in their field during the first AM IBOC transmission. Left to right: Paul Donahue, Gannett; Ron Rackley, duTreit, Lundin & Rackley; Tony Masiello, CBS; Glynn Walden, Westinghouse; Denny Palmer, Xetron; Barry Carlin, Xetron.

Gannet was selling its stations. These companies lost total focus on digital radio. About 1997 we finally got the attention of Michael Jordan, CEO of Westinghouse. Jordan provided enough seed money to have an outside technology company make a determination as to whether IBOC was feasible. The evaluation showed the IBOC was not only possible, but nothing new had to be invented, just careful implementation of existing technology. The initial core of USA Digital Radio development was operated out of the Westinghouse Wireless Solutions offices in Linthicum, MD. In 1998, Westinghouse spun off USA Digital Radio to a group funded by 10 of the top 12 broadcasters.

By then, the framework of the AM and FM systems was established. All that was left were the details. By 1999 we had systems that remain essentially unchanged to date.

In the next installment, we'll conclude our conversation with Glynn Walden as we look back at the beginning of IBOC technology.

be commercially viable systems. The USADR team, led by Kroeger, was charged with designing a system that could be deployed for AM and FM broadcasting.

Radio: *So it's really been about 10 years since we have had a working and viable system.*

GW: Keep in mind that around 1996, the radio industry was totally absorbed in consolidation. Westinghouse was buying CBS,

Planning

is lost. The local elements such as sweepers, promos and even commercials can provide a show place where the station's production creativity can really shine.

HDTV owners know what it's like when the new set is brought home. They usually look for shows broadcast in HD first and watch programs just because they're in HD. The same holds true with surround sound on radio. Listeners will be so excited over their new toy that if they hear something exciting, they may stay with the station and listen right through the commercials. Think of how happy your clients will be knowing that people are actually listening to their messages rather than changing the station.

To produce local content in surround, a greater investment than that for the basic surround studio is required. Figure 3 illustrates a full surround production room. The heart of the studio, the control console, must be capable of carrying the five audio channels. An older control console may have program, audition and utility buses that can support the five channels. Many newer control surfaces may already have surround capability. The DAW must support the 5.1 channels as well. In the Figure 3 configuration the console output is routed through the surround encoder to create the two-channel downmix. Again, from this point on, the infrastructure remains unchanged.

These two examples are economical ways to convert an existing studio to a surround studio. However, if you are designing a new facility and have the luxury to start from the ground up, consider keeping the entire audio flow in the discrete five-channel format. In this case, the design of the production room is similar to that of Figure 3, except the audio is stored on the automation system in a five-channel discrete format. This requires considerably more hard drive space as well as audio routing switchers with more channel capacity and surround output audio cards in all of the automation workstations. The discrete output of the control room console now feeds the surround encoder, which converts the source to the two-channel stereo mix compatible with the air chain.

Why keep the audio in the full discrete mode? Future flexibility. While our current transmitting facilities can only handle two channels, you never know what the future may bring. In the future we may not be limited to two channels. There are also new methods of transmitting the surround sound information on the way taking advantage of data channels on the HD



Twice each month, our e-mail newsletter Digital Radio Update - Insight to IBOC brings you the latest in digital audio broadcasting.

Subscribe today at RadioMagOnline.com.

Radio carrier. With a data-imbedded discrete system, such as the MPEG Spatial Surround system, the artistic stereo channels are transmitted along with a spatial data bitstream to give the receiver the surround information. If you're building from scratch, don't cut corners or you might be sorry later.

Proper monitoring

No matter how far you decide to go with your studio conversion, it's extremely important to include proper surround monitoring in the design. Surround monitoring doesn't have to be complicated, and can simply be a consumer-style receiver with a built-in surround encoder. Install surround monitoring in the production room and the control room. The station is distributing a special product; let the announcers enjoy the surround experience. The more ears listening to the final broadcast, the more likely that problems will be prevented.

The monitor installed for the production rooms should also have the ability to decode all of the major surround systems: Dolby Pro Logic, SRS Circle Surround and Neural Surround. In the near future you will also begin to see the MPEG Spatial Surround on the market for use with HD Radio. When producing a spot, listen not only to the final product through the chosen surround decoder, but also through the other decoders. The radio station may be transmit-

ting in Neural Surround, but the listener in the car has his radio set for Dolby. You need to know what the listener will hear.

Cross-compatibility listening tests have shown that for the most part the listener will have a pleasant experience whether listening to the proper decoder or someone else's, but don't let your guard down.

Proper training for the production staff is also a must. While many production managers may have been in the business for many years, surround production will still most likely be new to them. Train them to produce elements that will capture the audience.

What about multipath?

Multipath distortion has been responsible for squashing previous attempts to improve audio separation. The varying multipath signals can cause noise and distortion in the received audio signal and can even cancel the carrier altogether. And excessive stereo separation can increase the effects of multipath. Because surround systems encode their surround information in the stereo channels, the L-R channel of the composite stereo signal may increase in level and cause issues with multipath. Tests have shown that, in most cases, the encoded audio has little, if any, affect on multipath. If you suspect an increase in multipath, view the L-R channel on a scope with and without the surround encoding to see if there is a major change in



Coverage, Reliability, and HD Radio™ Experience

When Vermont Public Radio installed HD Radio™
at some of the worst weather sites in North America,
they chose

Shively Labs®

...again!

WVPR/Mt Ascutney; WNCH/Burke Mtn;
WVPS/Mt Mansfield - Bringing the first
HD Radio™ signals to the Green Mountain State!

Mt. Mansfield
Vermont
October 2006

P. O. Box 389, 188 Harrison Rd., Bridgton, Maine USA 04009
(207) 647-3327 (888) SHIVELY FAX (207) 647-8273
sales@shively.com www.shively.com

- An Employee-Owned Company -
ISO-9001:2000 Certified

Planning

the L-R signal. You may actually find high L-R energy in the non-encoded signal to start with. Don't assume the surround is the cause of the problem.

Don't forget multicasting

Multicasting tops the list of the benefits that HD Radio has to offer. If it were to come down to a choice of broadcasting an HD2 channel or broadcasting in surround, the HD2 choice would win. For this reason the surround proponents have been challenged with making their systems work well even at reduced data bit rates. Early testing at rates of 64kb/s and below are showing promising and impressive results. When building new multicast stations don't forget to allow for surround, even if it's not used at first.

The future of radio is not grim, but can be rather exciting if we continue to move forward with new HD Radio channels, new programming formats, new digital features and new improvements to audio such as surround sound. When remodeling a facility, keep all of the new technologies in mind during the design stages so that you will be prepared when asked to turn on a new feature. This will help you win the game and become the hero.

Steve Fluker is the director of engineering for Cox Radio, Orlando.

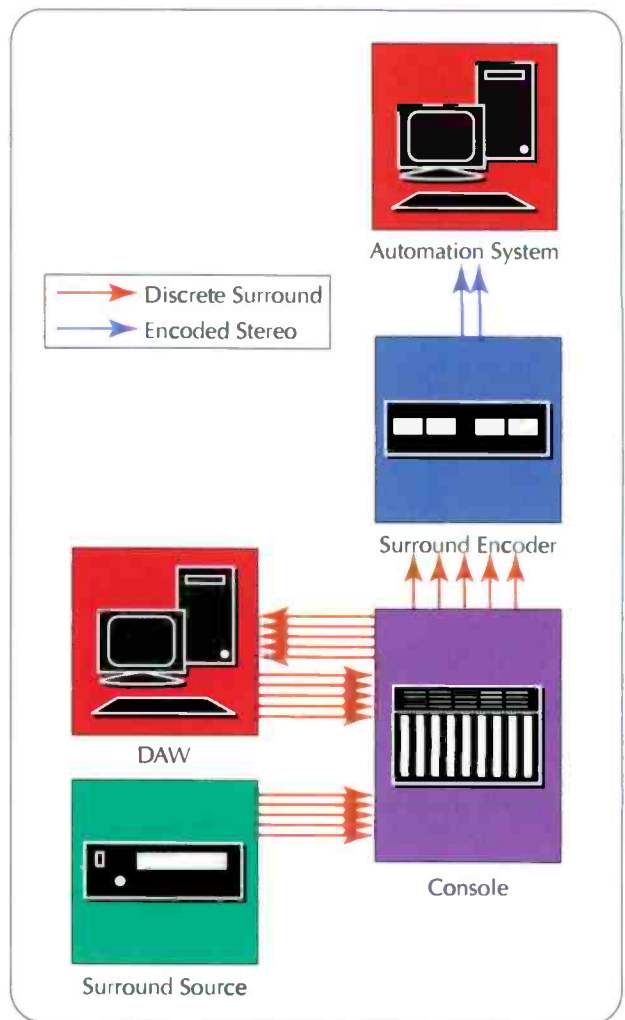
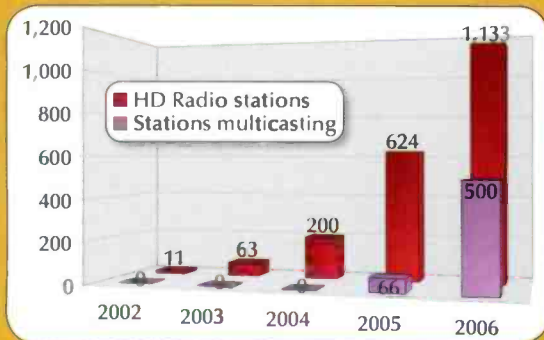


Figure 3. A full-surround production studio implementation.

Sample and Hold The HD Radio rollout trend

By Chriss Scherer, editor

Since the first stations officially commenced HD Radio transmissions in 2002, the number of stations implementing the technology has steadily increased. At the end of 2006, 1,133 stations were transmitting an HD Radio signal. The number of stations multicasting has also increased so that nearly half of all HD Radio stations provide at least one additional program stream.



Based on the trend shown here, it's likely that there will be about 1,600 radio stations transmitting an HD Radio signal by the end of 2007.

Because multicasting is relatively new, it's hard to predict an exact trend yet, but while the percentage increase in the number of stations adding HD Radio equipment will likely drop, those stations already transmitting an HD Radio signal but not yet multicasting will likely see a steady increase. This is because most HD Radio equipment already installed has multicast capability, but stations may not have had a secondary program source available.

Why the potential slowdown in the HD Radio roll-out? The larger groups have already made their commitments by converting the easier stations first. The remaining stations within the large groups appear to be the more challenging installations.

Data source: Ibiqity Digital

Everything you need to remotely monitor your **HD Radio**® broadcasts



DaySequerra M2.2R



Using the highest performance HD Radio™ decoder from iBiquity, the award winning DaySequerra M2.2R Modulation Monitor meets the demands of today's tough broadcast radio market and delivers the highest quality, most accurate monitoring of analog and digital AM and FM broadcast signals. The M2.2R comes complete with DaySequerra's **Remote Dashboard™** software, a proprietary PC-based application that gives you remote control monitoring and a robust alarm panel for all HD Radio™ signal and data attributes. Alarm notification is via E-mail and **six assignable dry, floating relay contact closures**. You get front panel display of Program Specific Data (PSD) for HD-1 (MPS) and **HD-2 through HD-8 Multicast** signals along with decoded **RBDS data** RT and PTY fields. All program data and alarm notifications can be logged. The M2.2R also includes full precision monitoring of FM SCA analog injection levels. The extremely selective double conversion receiver, with its unique FM demodulator, helps to maintain **accuracy even in the presence of IBOC digital carriers**. XLR connector outputs are now standard.

For more information visit www.daysequerra.com and see why DaySequerra is the most-often specified HD Radio™ modulation monitor.



Features:

- AM and FM – analog and HD Radio™ operation
- High level direct (+7V p-p) and antenna level RF inputs
- Balanced analog audio outputs at +4 dBV via XLR connectors
- Transformer-isolated 110ohm balanced SPDIF digital audio output via XLR – 5.1 Surround capable
- Bright, accurate bargraph metering of HD Radio™ and analog programming
- Easy HD Radio™ digital-to-analog signal, time, level and phase alignment
- Displays and decodes HD-1 through HD-8 PAD data, plus RBDS
- Precision metering of FM Pilot and SCA injection levels
- Audio, carrier and HD Loss notification via E-mail plus six rear panel mounted assignable relay contact closures
- High-current, Class A headphone output with front panel gain control
- 20 preset stations for each band
- Built in the USA to last – full 3 year warranty


Now available – M4.2R with Remote Dashboard™



DaySequerra

www.daysequerra.com

DaySequerra • 154 Cooper Road, Building 902 • West Berlin, NJ 08091 • ©2007 ATI Group Inc.



*C'mon babe, there's enough room
in the rack for both of us.*

OMNIA ONE: Small Box. Big Attitude.

Omnia
A Telcel Company
OmniaAudio.com

Omnia, ONE are registered trademarks of TLS Corp. ©2007. All Rights Reserved.

Mic. & On-air processing

limiting, an HD Radio-delay function built

for processing audio for FM, HD Radio and streaming audio. It includes the Ariane leveler, multi-band limiting and multi-band look-ahead limiting. Adjustments are carried out from the front panel, or via USB, serial or Ethernet. The AES3 input will sync with any sample rate between 32kHz and 96kHz. The unit features a built-in stereo generator as well.

Wheatstone now offers the Vorsis HDP3, a 1RU audio processor with built-in three-band AGC, parametric EQ, de-esser, downward expander and peak limiter. The unit has a built-in IBOC delay. Adjustments are made via the front panel, via local computer control or via Ethernet.

Linea Acoustic recently introduced the Aeromax HDFM, an all-in-one processor for FM, MPS (HD1) and SPS (HD2). It features an AGC, five-band compression and look-ahead

in, an AES3 input for sample rates between 32kHz and 96kHz that locks to incoming signal or word clock input, and RS-422/485 or Ethernet communication. A stereo generator is optional.

Inovonics manufactures the Omega FM, an FM processor and stereo generator. This 2RU device relies on a Pentium-class microprocessor to do all the processing and multiplexing functions. Sports analog and digital inputs, composite and AES outputs with low-latency making this product suitable for headphone monitoring purposes.

Audio processing is one province of the field of broadcasting that remains solidly in the hands of the engineer at a radio station. It's wise to keep up on the latest trends in that art. I also happen to believe it is imperative that we, as broadcasters, do everything we can to keep our leadership position in the dissemination of content—whether in the methods practiced for 80 years or the brand new methods via HD Radio or the Internet.

Irwin is the chief engineer of WKTU-FM, New York City.



Thanks to DSP, processors are more compact but pack a great deal of processing power, such as the Orban 6300, the Omnia One and the Vorsis HD-P3.

Resource Guide

Continued

Omnia Audio
216-241-3343
www.omniaaudio.com

Phoenix Audio
+44 1438 812014
www.phoenixaudio.net

Presonus Audio Electronics
800-750-0323
www.presonus.com

Prism Sound
973-983-9577
www.prismsound.com

Studio Projects
877-563-6335
www.studioprojects.com

Symetrix/Air Tools
425-787-3222
www.symetrixaudio.com

TC Electronic
818-665-4900
www.tcelectronic.com



**Thum + Mahr/
Yellowtec**
+49 2173 967 336
www.yellowtec.com

True Systems
520-721-2735
www.micpreamp.com

Vorsis
252-638-7000
www.vorsis.com

Quality FM & TV

Antenna Systems

TURNKEY SYSTEMS

ANTENNAS


DIRECTIONAL

ALL POWER LEVELS

MULTI-STATION

TRANSMISSION LINE

FILTERS



Propagation Systems, Inc.

Phone: (814) 472 - 5540 Fax: (814) 472 - 5676

Email: sales@psibroadcast.com www.psibroadcast.com

FACILITY SHOWCASE

Jazz at its



Photo by Brad Feinknopf

Allen J. Singer

best

Jazz at Lincoln Center

At Broadway and 60th streets in New York City, the southwest corner of Central Park, is the world's first building designed acoustically for jazz performance. In only two years, thousands of audience members have enjoyed performances by hundreds of world-renowned jazz artists inside Frederick P. Rose Hall, home to the world's largest producer of jazz performances and educational programming, Jazz at Lincoln Center.

It is here that local audiences can enjoy the sounds of the Jazz at Lincoln Center Orchestra with Wynton Marsalis, or special productions featuring Abbey Lincoln, Tony Bennett, Patti Austin, James Moody and Jimmy Heath on any of three stages inside Frederick P. Rose Hall. But jazz aficionados outside New York can experience the music produced by Jazz at Lincoln Center too. Live and pre-recorded performances are broadcast on XM Satellite Radio to an audience of more than 7.6 million subscribers and on Jazz at Lincoln Center Radio, which is broadcast to more than 240 stations across the United States.

Jazz at Lincoln Center (JALC) began as the *Classical Jazz* concert series in 1987. Concerts were produced by Lincoln Center for the Performing Arts in Lincoln Center's Alice Tully Hall. Jazz legend Wynton Marsalis was hired as the music director. Throughout the next decade the organization grew and in 1993 it became a full constituent at Lincoln Center equal to The Juilliard School, The Metropolitan Opera, New York City Opera, New York Philharmonic and other famous performance companies.

But Jazz at Lincoln Center had no dedicated venues designed for its performance, education or audio recording. All recordings were produced using fly packs temporarily installed in dressing rooms and green rooms. Marsalis hoped to change this and began looking for a solution.

The old, unattractive New York Coliseum performance house on Manhattan's Upper West Side closed in the late 1980s and was scheduled for demolition. Columbus Circle was prime real estate, and in 1998 Mayor Rudolph Giuliani planned a neighborhood revitalization at Columbus Circle and stipulated the project contain a cultural element.

Opportunity knocked

Jazz at Lincoln Center's golden opportunity had arrived. In February 1998 Mayor Giuliani announced that Jazz at Lincoln Center would be that cultural element. It would be the first ever performance space designed specifically and acoustically for the

Jazz at its best



Photo by Courtney Spencer/SIA Acoustics

Control Room A is the heart of the audio recording facility and features a monitor view of the performance space.

sound of jazz. If this project found its way to completion, New York City would host the first place in the world built especially for jazz.

But more than just blueprints and construction materials were needed for the formidable task of creating this unique piece of architecture. Dedication and passion for jazz were requirements for all who were involved. Bovis Lend Lease constructed the core and shell over two years. Then, for the next four years, Turner/Santa Fe Construction built the edifice. Jazz at Lincoln Center's board member Jonathon F.P. Rose and former CEO Hughlyn F. Fierce oversaw construction and kept it on time and on budget. Even the events of Sept. 11, 2001, didn't interrupt the project or fundraising efforts as the JALC dream inched closer to completion.

Marsalis had played at European opera halls whose sound was superior to any American concert house. The performance space for jazz had to be on the same level as an opera house. However, opera houses and concert halls are designed for symphonic music, unlike

m!ka

MICROPHONE ARM AND MORE



Outstanding design - Yellowtec's new product line for positioning microphones and monitors. m!ka integrates simple and elegant appearance with heavy duty performance. Combining mic and monitor mounts into one modular system, m!ka helps you restore order to your desktop area.

Visit our website for US distribution.

www.yellowtec.com

YELLOWTEC

Heinrich-Hertz-Strasse 1-3
40789 Monheim, Germany
Phone +49-2173-967 315
e-mail: info@yellowtec.com

jazz that has bass, drums and cymbals playing continuously.

Rafael Viñoly Architects designed Frederick P. Rose Hall while several other specialists were brought in to consult: Russell Johnson of Artec Consultants; John Storyk of Walters-Storyk Design Group; Sam Berkow of SIA Acoustics; and The Rockwell Group, who had designed the Neshui Ertegun Jazz Hall of Fame contained within the space. The acousticians formed the team, "The Sound of Jazz."

The biggest problem for The Sound of Jazz to solve was extraneous sound. The Frederick P. Rose Hall site was surrounded by noise: the subway below, the towers above, and the traffic and street life around it. Sound isolation was the key element in the design of this futuristic venue. In addition, the acoustical designs of the performance spaces had to support amplified and unamplified performances.

The solution was a "floating box-in-box construction" for the largest venue, Rose Theater, with no rigid structural connections to the rest of the hall. Rose Theater, one of the three performance halls, sits on

Photo by Frank Stewart/JALC



Rose Theater, one of the three main performance venues located inside Jazz at Lincoln Center's home, Frederick P. Rose Hall.

HEAR THE HAND-MADE DIFFERENCE

violet microphones



Every component is built by hand; from the individually-tuned capsule to every nut, bolt and screw.

Professional Electrostatic Microphones are handbuilt with extreme precision in Latvia. Violet Design achieves the fastest transient response without the sacrifice of low-end frequencies. This manufacturing process is crucial to achieving the unique sound quality that is the trademark of a Violet Design microphone.

Violet
DESIGN

www.violetdesignusa.com

Jazz at its best



Photo by Courtney Spencer/SIA Acoustics

The rack room houses all the Pro Tools interfaces as well as some processing and monitoring equipment.

rubber and steel isolation pads to minimize the noise from the outside, creating a quiet and intimate space. Rose Theater achieves a noise control level of N1, which

virtually eliminates ambient noise. The design allows for exceptional acoustic isolation making the theater an ideal place to create recordings for live and tracked productions. Also, the natural room sound can be "tuned" by adjusting an acoustic curtain and banner system. More than 50 curtains can be deployed or retracted to adjust the amount of natural ring-time.

Opening day

At the site of the old New York Coliseum, Frederick P. Rose Hall opened on Wynton Marsalis' birthday, Oct. 18, 2004. At a cost of \$131 million to build, it is 100,000 square feet in size and includes three performance venues, three control rooms, one recording studio, an education center and a hall of fame.

The flexible 1,100- to 1,233-seat Rose Theater is designed specifically for jazz, but accommodates opera, dance, theater, film and orchestral performances. It is equipped with a 35mm film projector and a Christie high-definition digital projector, a large projection screen measuring 25' high by 55' wide, custom JBL speakers and Dolby Surround Sound—all designed and donated by Time Warner. Other performance venues include The Allen Room, a 500-seat performance space; and Dizzy's Club Coca-Cola, an intimate 140-seat jazz club for ensemble performances and daytime educational events.

Control Rooms A and B are located in the studio complex

AM HD TRIPLEXED DIRECTIONAL ANTENNA SYSTEM

BOSTON, MA

KINTRONIC LABS DELIVERS UNPARALLELED QUALITY!

WKOX 50kW/10kW DA-2, 1200kHz - CLEAR CHANNEL COMMUNICATIONS

WRCA 25kW/17kW DA-2, 1330kHz - BEASLEY BROADCASTING

WUNR 20kW DA-1, 1600kHz - CHAMPION BROADCASTING

TOWER TRIPLEXED, MATCHING AND TRAP-FILTER UNITS



MODULAR CABINET DESIGN FOR EASE OF INSTALLATION



USER-FRIENDLY FEATURES TO SIMPLIFY SERVICEABILITY & MAINTENANCE

Kintronic  Labs, Inc


Telephone : (423) 878-3141 Fax: (423) 878-4224 Email: ktl@kintronic.com Web Site: www.kintronic.com

attached to the recording studio and radio broadcast booths. Control Room C is at the rear of Rose Theater. Control Room A was designed by John Storyk of The Sound of Jazz team. It features a live-room feel and transfers to radio and TV. The room is built with hardwood floors, soft-paneled absorbing walls, oak diffusion paneling at the rear, and a raised "living room" sitting area behind the console area with a large plate glass window overlooking 60th Street. It has gained a reputation as one of the finest 5.1 mix/broadcast rooms in the city. Skyline diffusers, low frequency absorption panels and curtain systems are used to control the natural sound in all control rooms and performance venues.

Performances are broadcast live and pre-recorded for radio and TV, and nearly all are recorded for archive. The audio signal path is clean and simple. The microphone signal hits the preamp on the side of the stage and is converted to digital (96kHz, 24 bit) and passed through fiber optics to a router that feeds multiple recorders and mixers in the studios.

Routers can be configured to monitor and mix directly from the stage from the recorders' outputs. The mix created from one of the three control rooms passes back down fiber to an XM Broadcast Operations digital router in the Technical Operations Center, TOC, to provide a digital or analog broadcast. The mix is also returned via fiber to the stage, converted to analog and routed

Photo by Courtney Spencer/CIA Acoustics



Control Room B has a similar equipment complement, but in a more intimate space.



LEA INTERNATIONAL

Stay on the Air!

Your Broadcast Surge Suppression Specialists

We Protect:

- Digital & Analog Transmitters
- Studio Equipment & Facilities

Contact LEA Today for a Free Product Catalog!

208.762.6121 or 800.881.8506
www.leaintl.com lea@leaintl.com








smiths

Jazz at its best

to the press pit for media coverage.

Digidesign's Icon (integrated console) and Pro Tools were chosen for all three broadcast control rooms due to their powerful, customizable and universal user interface. High-resolution audio can be recorded, edited, mixed and mastered in one environment, including total recall of all parameters, with a click of a button. The three systems are virtually identical, allowing technicians to recall any session in any room. For example, a sound check in Control C on Thursday, and mixed for broadcast on Saturday night in Control A, requires a simple fiber patch, hard drive mounting and button press. All signal processing is accomplished using software plug-ins. Three control rooms enable three simultaneous



The Allen Room, a 500-seat performance space in Frederick P. Rose Hall, has views of Central Park through a 50' by 90' glass wall.

JALC Partial Equipment List

Adam A7, S3A, S4A, S6A MKII, SUB10
AKG 112, 414 TLII, 414 ULS, 426 Stereo, 535, C12VR, C418 PP, C419 PP, C451 B, CK 97CVR, SE 300B
Aphex 120A
Apogee AD-16x
Audio-Technica AE2500, AE5400, AT4047/SV, AT4050, AT4073A, ATM35
Aviom AN-16, A-16II
Crane Song Phoenix
Digidesign Icon, Pro Tools
DK Audio MSD600C/5.1 Meter
Dolby 570 Surround Monitoring
DPA 3521, 4006TL, 4011
Empirical Labs Distressor
Eventide Anthology Bundle
Focusrite Forte Suite
Grace M802R
Griffin USB-Audio Hub
HHB CDR830+
Lexicon 960L
Lucid CLK6, SRC9624
Meyer Monitor System M-1D
Middle Atlantic racks
Millennia HV-3D/RP Remote Mic Pre
Neumann KM143, KM183, KM184, KM185, M149, SKM140, TLM 170R
Neve 33609/JD
Royer Labs R-122, Labs SF-24
Sanken CUW-180 Double cardioid
Sennheiser 865, e902, e904, MD421, MKH800
Shure 52 ODX, 55SH, Beta 52, Beta 56, Beta 58, Beta 98 D/S, Beta 98 H/C, MX 412 SE/C, MX 418/C, SM 57, SM 58, SM 58S
Sony MDR-7506, R-500
Studio Technologies Model 65
Tascam DS-D98
TC Electronic System 6000, MD4
TC Master Works
Telefunken U 47M - EF14 tube
Waves 360 Bundle
Yamaha DM2000 Digital Console

broadcasts from all three performance halls.

All seven Pro Tools recorders and mixers access the 4.2TB SNS fiber channel hard-drive array for media storage. This enables easy access from all points and the ability to share audio from multiple-mix rooms in a large recording/broadcast or post production room. The three Pro Tools Icon systems contain seven HD accel cards for processing and 10 192 I/Os yielding 160 inputs and outputs on the mixers. Each of the four Pro Tools dedicated recorders can be configured for as many as 128 channels of recording. In total, there are 768 I/O paths and 32 accel cards.

There are 96 channels of Millennia HV-3D mic preamps and 96 channels of Grace M802 mic preamps comprising two 48-channel racks of each. Their outputs go into Apogee AD-16X A/D converters synched by Apogee Big Ben studio clocks. The AES signal is then sent into an RME ADI-648 or RME-6432 and converted into a single or multiple MADI stream and sent through fiber. Once in the Machine Room, the streams hit the routers and can be processed, mixed, recorded and passed on to nearly any location in the facility.

Remote-controlled Sony spycams pass their signals down fiber and into the Blackmagic Workgroup SDI Videohub. Pictures can then be routed to any monitor in the facility, as well as the three Virtual VTR Pro machines for archival recording.

Forty-eight Aviom 16-channel personal mixers are used for headphone monitoring in the studio or performance area. Cue mixes are passed to the stage and studio across fiber and into CAT6 cable for monitor distribution.

Shortly after the facility opened to the public, the JALC recording studios won the 2005 TEC Award for Outstanding Creative Achievement from *Radio* magazine's sister publication, *Mix* magazine. Attendees who enjoyed JALC's previous engagements love Frederick P. Rose Hall. The new space offers JALC new opportunities to bring

modern audiences to the music, and reach audiences around the world with performances on XM Satellite Radio.

XM started broadcasting from Frederick P. Hall in May 2005. The program line-up included live performances from JALC featuring artists from a variety of formats. It also broadcasts other music channels from Fred erick P. Rose Hall including *Real Jazz*, *Beyond Jazz*, *Audio Visions*, *On Broadway* and *Frank's Place* featuring the music of Frank Sinatra and other standards artists.

Marsalis appreciates this arrangement. "Jazz at Lincoln Center and

XM is a perfect fit because of the unlimited range of new music and educational programs."

XM transmits all content originated at JALC to XM headquarters in DC. Joel Singer and Rob Macomber of XM Productions/Effanel Music designed the signal path from the microphone on stage to the recorders and mixers, and on to broadcast operations. Specific equipment was chosen to capture and convert with the highest resolution possible. Single-mode fiber moves

all audio and video around the facility. Canare AES cable is used to carry digital and analog audio within the studio complex. CAT6 is used for Aviom personal monitor mixes.

Two AES audio streams from XM Productions pass through sample rate converters to downsample from 192kHz, 96kHz or 48kHz to XM's standard of 44.1kHz. The AES outputs of the converter go into a Klotz audio engine/router, then routed by fiber to the Klotz console in an XM Radio studio in the JALC facility for live broadcast. An AES stream can also be sent to a codec for transmission to Washington, DC. IP streams are integrated onto a Gigabit Ethernet LAN, then passed to Washington via an OC3 on a 1.55 megabit connection. In Washington a matching codec converts the IP to an AES stream that feeds a Klotz audio engine/router, which routes the audio to the studio via fiber, or to an uplink encoder for transmission to the satellite.

Inside Frederick P. Rose Hall, Jazz at Lincoln Center will provide the world with high-quality jazz performance throughout the next millennium. Like the greatest concert halls found in the United States and around the world, New York City now has an equally comparable—if not better—venue to experience an original American music form.

Singer is a freelance author and former radio engineer based in Cincinnati. Unless noted, photos by Courtney Spencer/SIA Acoustics.

The Fabric of Time



**Precisely
measured
and
delivered
by**

ESE

Broadcasters have woven ESE precision master clocks and timing-related products into their facilities for over 35 years. ESE products accurately synchronize broadcast operations using a choice of GPS, WWV, Modem, Crystal or line frequency for affordable, reliable, perfect time.

Spend a few seconds on www.ese-web.com to discover a vast universe of timing systems that are designed for easy installation, set-up and operation.

142 Sierra Street
El Segundo, CA 90245 USA
Tel: (310) 322-2136
Fax: (310) 322-8127
www.ese-web.com

Digital audio

by Glen Kropfenske

Not always perfect!

Having worked with analog audio and equipment for many years, we have gained an expertise and comfort level that is admirable. We can hear noise and distortion and link these audible symptoms to likely causes, making the needed changes. We have our trusty tone generator and oscilloscope for isolating those more difficult challenges. We know how to measure levels, frequency response and distortion to gauge the audio performance.

Unfortunately digital audio changes all this. The old cause and effect relationship we are familiar with is gone. Likewise, our trusty tone generator and oscilloscope offers little help in diagnosing a digital signal or equipment defect.

AES/EBU Digital Audio Data Structure

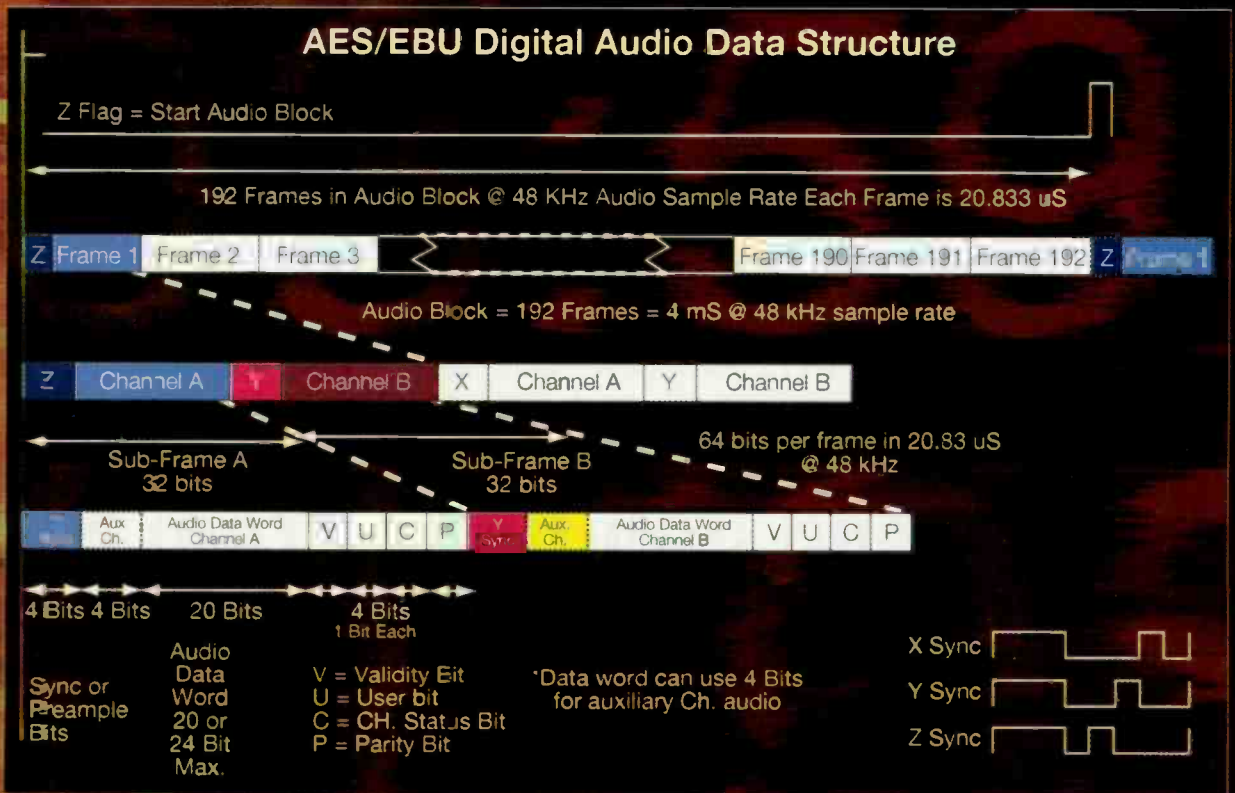


Figure 1. Structure of AES digital audio.

Digital audio

Transitioning from analog to digital audio analyzing and troubleshooting is not as hard as you may think. First, you need to study what is in the digital bits. Second, it is going to require some new and exciting analyzing tests and instruments so you can analyze those digital bits.

Digital audio bit by bit

An analog-to-digital converter changes the audio signal to digital values by sampling the audio level at fixed intervals of time. Sampling is like taking snapshots of the analog audio signal level over time. Sampling happens at equally separated intervals measured in the number of samples taken every second, expressed in hertz (Hz) or in thousands of hertz (kHz). Digital audio is commonly sampled at 44.1 kHz or 48 kHz or at doubled rates of 88.2 kHz or 96 kHz for professional recording.

Assigning a digital value to the audio level at each sample interval is called quantization. This requires that the amplitude range of the audio waveform be divided into level steps. A quantized binary value encoding system, Pulse Code Modulation (PCM), has been adopted for overall improved system performance. PCM quantifies linearly all quantizing intervals by means of a fixed scale over the signal amplitude range. PCM makes use of a two's complement system to distinguish positive and negative binary coded values. (See Figure 3.)

The number of bits used to form the

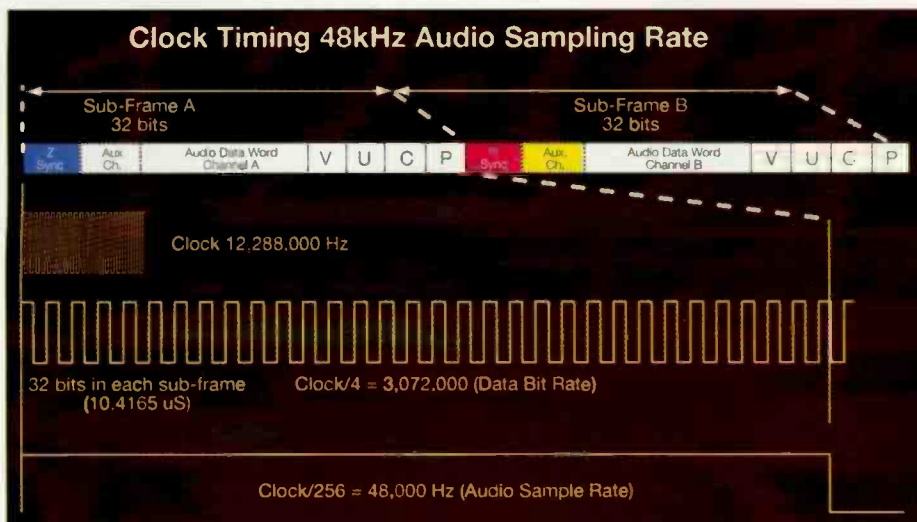



Figure 2. Clock/data/sample rate relationships in a 48kHz digital audio signal. A typical clock is 256 times the audio sample rate and the data bit-rate is 1/4 the clock frequency.

End-to-End Solutions From SCMS Moseley SL9003Q Studio Transmitter Link

Get your **STL** Solution from the Dealer
That Knows Radio.



**The Starlink
is SMOKING HOT!**

Starlink SL9003Q-2SLAN
and the new 4SLAN is the first STL to provide AES digital
audio and Ethernet over the 950 MHz STL band.

For T1 lines and license-free links, Starlink SL9003T1 has Ethernet
LAN extension, bi-directional digital audio, remote control, and phone.

MOSELEY STARLINK is available from the most reputable supplier in radio broadcast -

SCMS

Make the right
STL choice.



Mid-South: 1-877-391-2650 Bob Mayben
Central: 1-731-695-1714 Bernie O'Brien
West Coast: 1-866-673-9267 Doug Sharp
Mid-West: 1-513-899-3036 Mary Schnelle
South-Atlantic: 1-770-632-1295 Art White
North-East: 1-315-623-7655 Jim Peck
South-West: 1-210-775-2725 John Lackness
Pro Audio: 1-877-640-8205 Ric Goldstein
Latin America: 1-760-650-1427 Lily Massari

Contact SCMS
at any of its offices
to discuss your needs
1-800-438-6040
Bob, Ernie, Matt or Mike
HQ in Pineville, NC

SCMS INC.
YOU KNOW WE KNOW RADIO!
www.SCMSInc.com

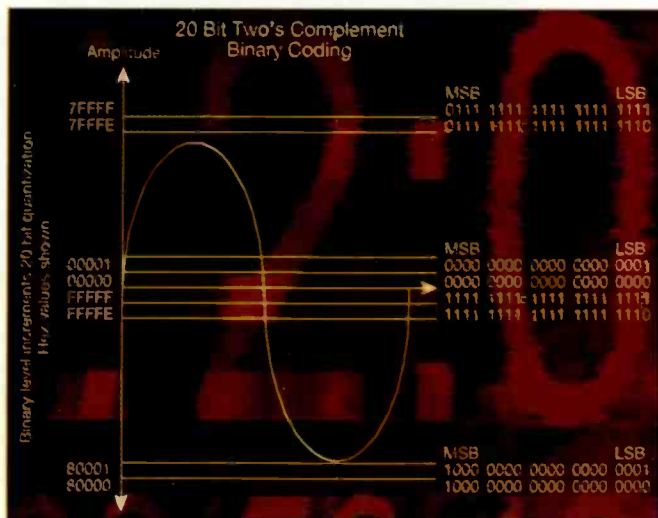


Figure 3. Pulse code modulation uses a two's complement system to distinguish positive and negative binary coded values with word lengths from eight to 24 bits.

PCM digital words (bytes) that are used to represent each of the sampled audio levels can vary from eight to 24 bits. The bit word length determines the number of quantizing level steps (resolution) and the dynamic range. Each bit provides about 6dB of range. An eight-bit digital audio word length provides 48dB of dynamic range (quiet to loud audio range) while 16-bit provides 96dB and 24-bit provides 144dB.

In a digital audio system, the maximum audio level corresponds to 0dBFS (dB full scale), which is assigned the largest digital code word. Manufacturers have adopted the familiar zero VU level equal to +0dBu as a standard operating level (SOL). This level corresponds to -20dBFS, in which the digital values are well below the largest digital code word value. This provides 20dB of range for audio peaks to go above zero VU before digital clipping occurs.

PCM digital data is encoded using a second scheme called bi-phase mark coding (BPM). Bi-phase coding ensures a dc balanced data line, as each bit begins with a transition and ends with a transition. If the data bit is a "1," a transition also occurs in the middle of the time slot. A data "0" has only the transitions at the beginning and end of the time slot and does not have a transition in the middle. Bi-phase coding doubles the data rate or frequency, as each data bit has two time intervals (clock cycles). A balanced line enables the receiver to properly detect logic high and low levels and the transition between them.

Getting your bits in a row

Some form of organization is needed so the receiver can reassemble and identify the assorted bits of information contained in a digital audio data stream. Organization involves assembling the data into blocks. Each block consists of 192 frames of audio. Each of the 192 frames can be divided into two sub-frames for two-channel audio. Each frame is produced at the digital audio sampling rate so each frame contains one digital value. In a 48kHz audio sampling rate, each frame is 20.833µs (microsecond) with each frame lasting 4ms (millisecond).

Each frame can carry two audio channels. In a two-channel mode, the samples from both channels are transmitted in consecutive



Millenium RS-18D Console

CONTROL.

Digital or Analog — Millenium broadcast consoles provide the best mix of features and value available. With STANDARD mix-minus, remote control, talk-back, clocks and the best warranty in the industry — Radio Systems' consoles are in control at thousands of small and large market stations.



Analog and Digital Broadcast Consoles

Radio Systems, Inc. • 601 Heron Drive • Logan Township, NJ 08085
Phone: 856-467-8000 • Fax: 856-467-3044 • www.radiosystems.com

Digital audio

sub-frames. Channel 1 is in sub-frame A and channel 2 is in sub-frame B.

In addition to the digital audio word data bits, each sub-frame contains additional data. Each sub-frame

consists of 32 bits, which includes 20 or 24 bits of audio word data bits and eight bits of additional data. Each sub-frame includes bits for preamble or sync data, auxiliary data, audio data word bits, validity (V), user (U),

channel status (C) and parity (P) data bits. Considering that each sub-frame consists of 32×2 bits, occurring in $20.833\mu\text{s}$ ($F_s = 48\text{kHz}$), the bit rate increases to $1,536,024 \times 2 = 3,072,048$ bits per second.

The first four bits of each sub-frame consist of four preamble bits or sync bits. These bits identify the start of a new audio block and each sub-frame. A "Z" sync bit arrangement marks the start of the first frame in the 192 frame block. The sync word "Y" indicates the start of every B sub-frame. The sync word "X" indicates the start of all remaining frames. The sync bit arrangement is used by a digital audio receiver to identify the start of the audio blocks and sub-frames.




Figure 4. Jitter is variations in the transition times of the clock waveform.

Your Single Source for Broadcast Solutions

ERI is your single source for the broadcast industry's best antennas, filter and combining systems, transmission line and RF components, and towers and structural products. Our professional team of engineers, designers, fabricators, project managers, and installers take pride in contributing to your success by delivering products and services to meet all of your RF and structural needs.

ELECTRONICS RESEARCH, INC. ERI

Visit Online at www.eriinc.com • Call Toll-free at 877 ERI-LINE



LYNX™ Sidemount FM Antenna for IBOC Operations and Dual Input for Analog



Broadcast Towers and Structural Products



955 Series Low Power FM Band Pass Filter



Standard Rigid Line and MACLine® Rigid Line with Bellows

Your Source for HELIAX™ Coaxial Cable and Elliptical Waveguide System Components and Installation Accessories.

Analyzing frequency accuracy

At the heart of any digital system is a clock. This is a crystal oscillator or voltage-controlled crystal oscillator circuit. The oscillator output determines the resulting audio sample rate and audio data rate. A perfect circuit would be exactly the desired frequency and each cycle of the clock waveform would be identical in duration or time.

The clock isn't a perfect circuit, as the crystal is not perfectly accurate. Crystals are rated in accuracy described by a parts-per-million (PPM) rating. This indicates the maximum number of cycles the frequency may deviate for every one million cycles or hertz. A typical crystal rating is ± 20 PPM. If the crystal frequency was 1,000,000Hz (1MHz), the generated frequency would be within ± 20 Hz (1,000,020 to 999,980). The 20 PPM rating is additive. A crystal of 2,000,000Hz could deviate ± 40 Hz, while a 3,000,000Hz crystal could deviate ± 60 Hz and so on.

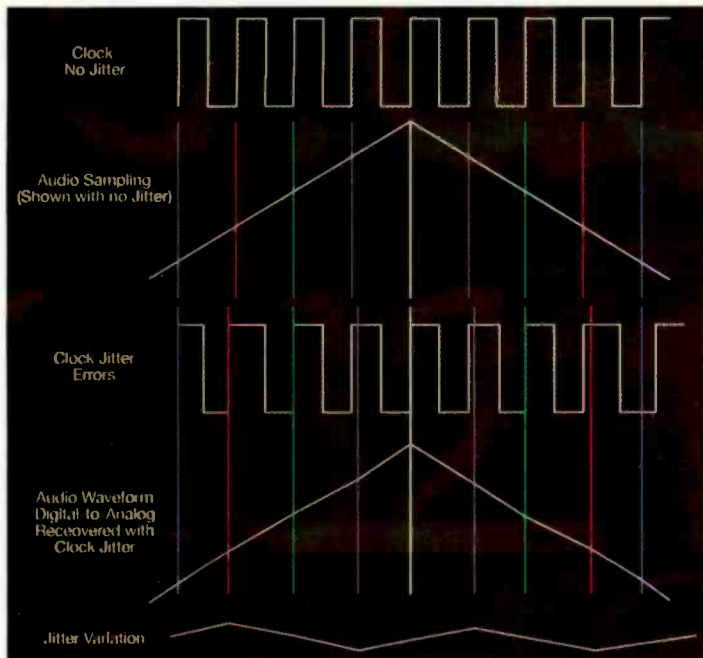



Figure 5. Jitter causes timing errors when the audio signal is reconstructed by the receiver. The receiver locks and regenerates a clock from the incoming digital audio signal.

In digital audio terms, a crystal frequency of 12,288,000Hz is commonly selected. This is $256\times$ the ideal sample rate of 48,000Hz. A 20 PPM error at this frequency calculates to an error in frequency of ± 246 Hz. Because this is a maximum error, one would expect typical operational errors in PPM or Hz to be much less.

In digital audio systems, some frequency error is tolerable because the clock frequency is imbedded into the audio data stream and used to recreate a matching clock frequency by subsequent digital audio equipment. However, good maintenance and troubleshooting practices should include a frequency measurement of the digital audio signal including the sample rate frequency (F_s) and clock frequency ($256\times F_s$). Periodic measurement ensures that when trouble strikes, you know good from bad.

When multiple AES digital audio signals are created by separate clocks, differences in clock frequencies and sync timing exist. These differences present challenges to digital audio equipment designed to switch between or process multiple inputs. To produce



CT-2002 Large Wall Clock

TIME

Only Radio Systems' clocks and timers offer total flexibility with Time-of-Day, Up-Timer, Down-Timer, Master and Slave operation built into every unit. For accuracy, flexibility and dependability — count on Radio Systems' GPS Master Clock and Timer systems.

radio
SYSTEMS

Real Time Value Clock and Timers

Radio Systems, Inc. • 601 Heron Drive • Logan Township, NJ 08085
Phone: 856-467-8200 • Fax: 856-467-3044 • www.radiosystems.com

Digital audio

multiple AES digital audio signals at the same frequency and timing, master clocks or digital audio reference signals (DARS) can be used to synchronize oscillators and sync timing.

Analyzing jitter

Discussion about clock frequency and timing errors would not be complete without talking about jitter. With a perfect clock square-wave each subsequent clock cycle would be identical in time, with positive and negative parts of the cycles the same duration. The clock would be a symmetrical

square-wave with each of its transitions occurring in exact time increments from the previous transition.

Again, the clock is not perfect. Clock cycles may fluctuate in time with cycles being slightly shorter or longer than previous cycles. Clock positive and negative times may be slightly longer or shorter causing transitions to occur at slightly different intervals in time. These variations are called jitter.

In a digital system, it's all about timing. Consider how these timing variations can cause audio signal degradation. For example, consider a perfect jitter-free clock digitally sampling a linear rising waveform during the analog to digital conversion as shown in Figure 5. If the waveform is reconstructed by a digital-to-analog converter containing some clock jitter, the linear rising voltage is no longer linear. The digital values correctly indicate the audio level as it was sampled, but because the levels are incorrectly placed in time, the resulting waveform is distorted by the jitter component.

Jitter occurs in a digital audio system at the transmitter from the non-perfect clock or crystal oscillator circuit. This is commonly called transmitter or sampling jitter. The digital audio signal is also adversely affected on the interface transmission line, which contributes to jitter. This is commonly called interface jitter. These

“Who says
IP-Audio is
the future?”

“They do.”

Some very well-known companies are embracing IP-Audio using Livewire™.



The Livewire logo is proof your new studio equipment can connect compatibly to IP networks for linear, high-resolution audio.

Livewire: professional networked audio over Ethernet.

© 2007 Axia Audio. Livewire™ TLS Corp.; all other marks™ their respective owners.



Find the mic winner March issue

Congratulations to

Tony Clyburn

of WTCB-FM in Cayce, SC.

His name was drawn from the correct entries for the March issue. He won the PR-40 Heil mic from Transaudio Group.



The mic icon was on the left-hand corner of the briefcase lid.

**TRANSAUDIO
BROADCASTING**

www.transaudiogroup.com

No purchase necessary.
For complete rules, go to beradio.com.

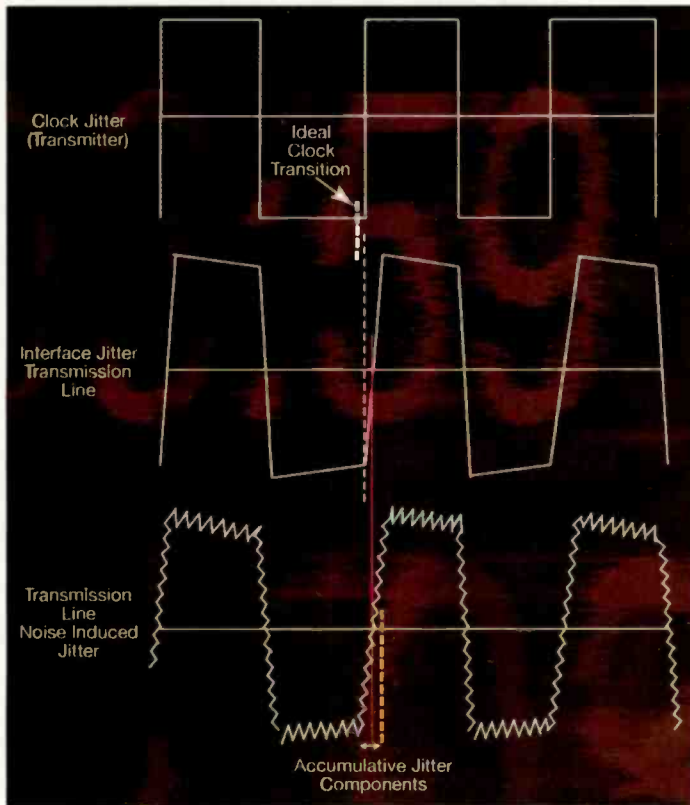


Figure 6. Receiver-generated clock jitter is related to transmitter (sampling) jitter, interface transition variations and transmission line noise. These effects can be accumulative.

Jitter elements are cumulative as the digital audio is transmitted and moves through a transmission line to a receiver.

Digital audio embeds the clock signal and sync transitions within the serial digital audio data stream. It is up to the receiver to regenerate an oscillator locked to the incoming digital audio. As in any digital system, the data transitions from high to low have crossover points. These transition points are used to lock and correct the oscillator frequency in the receiver. Influences on these transition points contribute to jitter within the receiver's clock.

One contributor of jitter is the data transmission line, better known as the connecting cable. The cable's capacity and frequency response characteristics can cause waveform shaping and slight DC balance shifts to the digital audio waveform. This causes slight delays or advances of the transition points along the digital waveform input to the receiver. This is interpreted at the receiver as jitter. Noise can also be induced into the transmission line, which further can shift the crossover points.

Measuring jitter is an important step to ensuring a quality digital audio signal. Jitter may be measured by an AES digital audio analyzer. Typical jitter measurements are displayed as small time errors and expressed in nano or pico seconds. Jitter errors are commonly expressed as an average RMS value to reduce the measurement effects of randomly occurring peak jitter errors. The AES/EBU standard specifies that jitter be less than $\pm 20\text{nS}$. However, it is desirable to minimize jitter to much lower levels to optimize digital sound reproduction.

Kropuenske is an application engineer with Sencore.

Sirius Satellite Radio • Univision • KCRW
 Nassau Broadcasting • XM Satellite Radio
 WCBS-AM • Worldspace • Radio Free Europe
 AOL's Kids On-Line • Radio Disney • Nascar
 WXPB/World Cafe • WOR Radio • WIP Sports
 Radio • KYW/WYSP • Greater Media • WINS

Salem • Clear Channel • WOGL
 Bonneville Broadcasting • AFRTS
 Border Media Partners • WTOB • Journal
 News Network • News Network
 Information Center • KCBS • WBAL • WBCB
 WBRS • Wall Street Journal Network

with
StudioHub

The money-saving,
 time-saving, CAT-5
 wiring solution
 from Radio Systems.



radio SYSTEMS

Radio Systems, Inc.
 601 Heron Drive, Logan Township, NJ 08085
 phone: 856 467-8000 fax: 856 467-3044 • www.studiohub.com



Whirlwind AES Qbox

By Jeff Smith
CEA, CBNT

Analog audio has always been easy to check. There are hundreds, if not thousands, of types of test equipment to listen to and verify the quality of analog audio. Many of these devices are small and portable. When the audio changes to AES3 or S/PDIF digital audio, the quantity of easy-to-use, rugged and portable test equipment declines greatly. This is why I was glad that Whirlwind decided to introduce a digital version of its Qbox.

The AES Qbox is loaded with features that make it user friendly. It is also built to stand up to continuous use. Whirlwind designed the control surface to be easy to use, and it allows for quick and easy testing of AES3 or S/PDIF audio and cabling.

The AES Qbox has XLR and BNC inputs and outputs. It allows for three modes of operation. The in/out mode is the normal mode for the unit, and it simply allows audio to be received, analyzed and monitored. When in this mode the

a self diagnostic check. The fault indicator, sample rate indicator and lock indicator will sequence on and off and then all the LEDs will flash on and off twice to indicate that the test is finished.

The unit can be powered from an external 6Vdc wall wart or four AA batteries. Battery operation makes the device totally portable and the battery life is respectable. In my experience, batteries have lasted four to six hours for continuous use. The one disadvantage is the lack of a rechargeable battery, but knowing this I carry some spare AA batteries when using the system at remote sites.

Performance at a glance

Audio tone generator

Built-in speaker and condenser mic

Tests XLR and BNC digital audio inputs

Input sample rate from 32kHz to 192kHz

Operates on AA cells or power supply

Signal fault and sync indicators

system locks the output to the sample rate of the input. The equipment can also generate AES3 or S/PDIF audio at multiple sample rates in this mode. Another mode is a pass through mode, which allows the unit to be used as a wiretap and placed in-line to monitor audio. The third mode is the cable test mode, which does exactly what the name implies. This mode also provides a quick method to test the AES Qbox itself. By simply connecting a short cable between the input and the output all the features of the unit, such as tone generation, the condenser mic and the internal speaker can be tested and verified.

When the unit is first powered on it runs through

When audio changes to AES3 or S/PDIF...rugged and portable test equipment (options) decline.

The unit supports sample rates on the input section from 32kHz to 192kHz. There is an easy-to-read LED display to indicate the incoming sample rate as well as a fault light to indicate any faults in the AES3 or S/PDIF stream.

The unit can generate audio at sample rates from 44.1kHz through 192kHz. The audio generator can provide three output signals. A

stereo tone can be generated with 440Hz in the left channel and 880Hz in the right channel, the line-level stereo aux input can be routed to the outputs, and the unit also contains a built-in condenser mic that can be routed to the outputs. For monitoring audio, the device features a built-in speaker with a volume control. If better fidelity is needed, headphones can be connected to the 3.5mm TRS stereo line/headphone output.

Making the grade

The AES Qbox really proved its value as a helpful tool during some of the HD Radio builds that I have been involved in recently. The unit's ability to generate a tone is useful when testing a line before the programming chain is complete. The

Whirlwind

P 800-733-9473

W www.whirlwindusa.com


E info@barix.com

ability to generate audio with various sample rates and to monitor digital audio truly allows for complete testing at any point in a project.

I have also been using the system for troubleshooting. Digital audio chains are often so quiet that you are hard pressed to know if there is a problem. Even if no audio exists but AES sync is present, the visual indicator shows that the circuit is good because the sync lock lights.

The equipment also supports the "divide and conquer" principle of troubleshooting. By inserting a Qbox at a problem point in a system, the user can verify signal presence or generate a signal to determine if the problem lies farther down the line. I have also found the built-in condenser mic useful when I needed something other than tone to send down the line.

A manual provides clear explanations of the operating controls and their functions.

The AES Qbox continues to prove itself to me; I have used it extensively for a few months. It has been thrown in tool bags and used in some challenging environments, yet still works like it was new. I would recommend it to anyone who manages a digital facility and needs a simple yet effective way to install, test and maintain AES3 or S/PDIF cables. 

Smith is president of JRS Broadcast Engineering, Monroe Twp. NJ.

Editor's note: Field Reports are an exclusive *Radio* magazine feature for radio broadcasters. Each report is prepared by well-qualified staff at a radio station, production facility or consulting company.

These reports are performed by the industry, for the industry. Manufacturer support is limited to providing loan equipment and to aiding the author if requested.

It is the responsibility of *Radio* magazine to publish the results of any device tested, positive or negative. No report should be considered an endorsement or disapproval by *Radio* magazine.

Omni or Cardioid, You've Got It Covered.



Forget tapes, discs, cards and cables. Just pick up a FlashMic and go.

Combining a broadcast-quality Flash recorder with a Sennheiser mic capsule, HNB's new FlashMic is perfect for interviewing, journalism and any type of voice recording.

One button press is all it takes to start recording in either linear or MPEG 2 formats. 1GB of built-in memory stores a massive 18 hours/999 tracks of recordings and it's easy and quick to transfer files for editing or onward transmission via FlashMic's built-in USB interface.

Power comes from standard AA batteries, and the included FlashMic Manager software makes it easy to configure single or multiple FlashMics, select record mode, control the gain setting, high pass filter, and enable your preferred configuration of your FlashMic. Available with cardioid or omni capsules, FlashMic is all you need for broadcast-quality recording.



So just pick up a FlashMic and go.



FlashMic

THE WORLD'S FIRST DIGITAL RECORDING MICROPHONE



www.flashmic.info



Distributed in the USA and Latin America by: Sennheiser Electronic Corp.
1 Enterprise Drive, Old Lyme, CT 06371 USA • Tel: 860-434-9190 • Fax: 860-434-1759 • www.hnbusa.com
Latin America: Telephone: 52-55-5639-0956 • Fax: 52-55-5639-9482 • Distributed in Canada by HNB Canada: Tel: 416-867-9000 Fax: 416-867-1080



Henry Engineering Studio Drive

By Michael Patton

Recently, I purchased two Henry Studio Drives for use at two news workstations at a state news network in Louisiana. At each workstation the Henry unit is wired to a PC running Adobe Audition, a small powered tabletop speaker, a router output controlled from the PC, a microphone and a telephone feeder circuit.

There are two pieces to the unit; an audio I/O chassis designed to mount on the rear of a PC or nearby on a shelf or to the wall, and the front panel unit, which can fit inside the standard 5 1/4" drive bay in a PC, or you can install the (included) optional top cover for desktop use. The two pieces connect with

art included ribbon cable. In our application, we put the Henry mixer front panel unit on the desktop and the PC on the floor below, with the audio I/O unit mounted on the wall of the studio furniture desk near the PC.

There are six inputs that supply four mixing

Performance at a glance

- Mounts inside a PC case
- One mic, six line inputs
- Multiple outputs including mix-minus
- Separate I/O unit

channels: a mic, the phone/Line 1 input (Line 1 is unbalanced stereo, the phone input is mono, balanced and transformer isolated), Line 2/Line 3, both stereo balanced, and the last channel is for the PC sound output. Most of the inputs and outputs are 1/4" phone jacks and are on the rear panel of the I/O unit; everything we tried worked well, balanced or unbalanced. The headphone jack and a jack for a feed from an MD player or other portable unit are on the front panel of the main unit and are 1/8".

The unit's built-in mic preamp had plenty of gain, low apparent noise and no audible headroom issues. We fed it from a classic Shure SM-58

and it worked just fine. The unit features a "cough switch" capability, a mic processor insert point and even a mute tally output for an on-air light.

There is an air monitor input to the monitor section; in our case we fed it from the network's main feed, so the news people could listen for network errors or failures. In a conventional station, of course, this would be connected to an off-air receiver, giving the tiny mixer all the needed capabilities to actually program a radio station.

The features

The unit offers all the basics for connecting to a telephone, including a telephone input and a mix-minus output, both mono, but it still lacks a built-in hybrid. Not needing two-way capability, we used them with a simple in/out switch, an isolation transformer and a standard Western Electric 2500 desk phone set. This way we were able to send and receive phone feeds—just not at the same time. The unit is tough enough to connect directly to a standard telephone line and pick off incoming audio; connected to a modern telephone hybrid, though, you can have a full-duplex on-air conversation with the device.

I was pleased by the small form factor and by all the features. The built-in headphone amp is loud enough for even the deafest jock. The LED VU meters are nice and bright. The potentiometer have a solid feel and everything ran in a good, linear range on the controls—not too far up or down.

The only thing I didn't like was that there was



**"I get big-market treatment
for my small-town markets."**

*Charles Lelièvre
Director of Technology,
Connoisseur Media, LLC*

Managing Content. Delivering Results.

"After researching the market, I chose Harris because we knew that they could aid in the impossible—getting at least six of our new stations on the air from the ground up in less than a year. When I run out of ideas or I'm seeking a solution to a problem, I know I can call Harris and speak to a professional—a real engineer; somebody on the ground, working with new technologies and equipment—and come up with innovative solutions to my problems. As a rapidly growing company, it's also great to know that with Harris as our technology partner, we have a clear and efficient path to HD Radio™. We're a small company in today's market, but Harris treats us like we're their biggest customer."

AM/FM AUDIO CONSOLES DIGITAL RADIO BROADCAST STUDIO HIGH POWER AM SYSTEMS & SERVICE

HARRIS® *assuredcommunications*™
Broadcast • Microwave • RF Comm • Government Systems www.harris.com

Phone (800) 622-0022 or email: bcdautoconfirm@harris.com

HD Radio™ is a trademark of iBiquity Digital Corp.


Henry Engineering

P 626-355-3656

W www.henryeng.com

E info@henryeng.com

a fair amount of bleed-through from the line input to the output, even with the potentiometer all the way down. In our application, we fixed this problem by dialing the router to a dead channel when not in use, and I'm told that Henry has fixed with this issue in later units.



Patton is the president of Michael Patton & Associates, Baton Rouge, LA.

USB adds flexibility

Since the introduction of the Studio Drive, Henry Engineering has released the USB Adaptor, which connects the audio mixer to a computer via a USB port. The USB Adaptor is a plug-in circuit board

Editor's note: Field Reports are an exclusive Radio magazine feature for radio broadcasters. Each report is prepared by well-qualified staff at a radio station, production facility or consulting company.

These reports are performed by the industry, for the industry. Manufacturer support is limited to providing loan equipment and to aiding the author if requested.

It is the responsibility of Radio magazine to publish the results of any device tested, positive or negative. No report should be considered an endorsement or disapproval by Radio magazine.

SMALLER. FASTER. COOLER.

The only thing we didn't change is the price.



Our new 6500 series cards give you greater functionality at the same great price point. They're lead-free and RoHS compliant, too. With powerful DSPs, +24dBu levels, MRX™ multi-rate mixing, SSX™ surround-sound and AudioScience's "anything to anywhere" mixing and routing, our 6500 cards are ready for some serious broadcasting. To learn more, ask your automation VAR, or call +1-302-324-5333.

Coaxial Dynamics

A CDI INDUSTRIES, INC. COMPANY

Specialists in RF Test Equipment & Components

	Digital Broadcast	
	Directional Wattmeters	
	Line Sections	
	Plug-In Elements	
	Loads and Attenuators	
	Signal Samplers	
	Meters	
	Accessories	
	Low Pass Filters	
	Power Sensors	
	Custom OEM	

Visit Us at
NAB/Las Vegas
Booth #
N6315

Coaxial Dynamics (a CDI Industries, Inc. Company)

6800 Lake Abram Drive · Middleburg Hts, OH 44130

Phone: 440-243-1100 Toll Free: 800-COAXIAL Fax: 440-243-1101

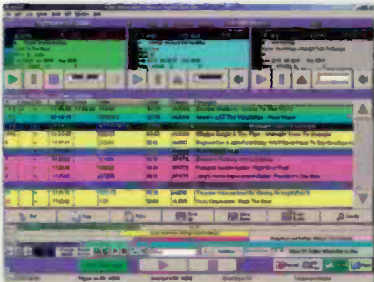
sales@coaxial.com ■ www.coaxial.com



www.audioscience.com

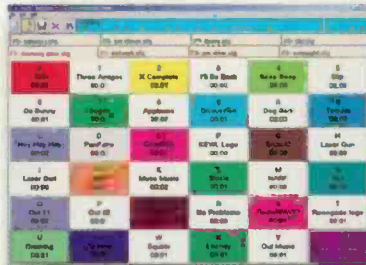


Radio Automation



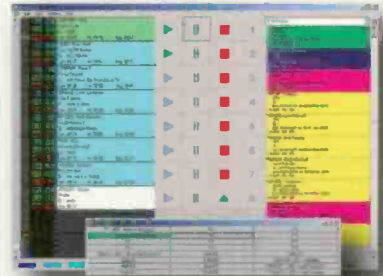
Simian - radio automation and digital play out system

Instant Audio



Stinger - instant access to 288 'rapid fire' audio files

Digital Cart Player



WaveCart - the original on-screen cart machine

Audio Logging



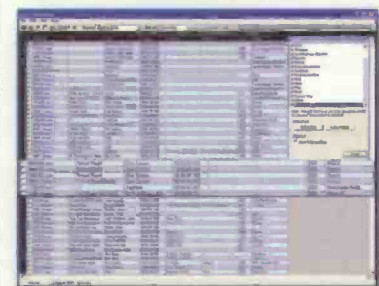
SkimmerPlus - professional audio logging and skimming

Full PC Systems



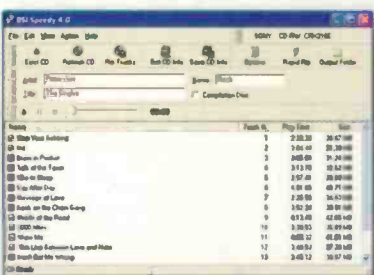
Complete PC systems - with hardware and music

Music Library



MusicStore - over 55,000 ready to play (tagged) songs

CD Ripping



Speedy - professional CD to PC ripping and file tagging

Sound Cards



AudioScience - built for broadcast, pro sound cards

Remote Control



Trigger & Relay Devices - for GPI/O & remote control

Unethical interference

Enjoyed your Viewpoint on Harry Reid, the pirate radio station in Nevada and the FCC [March 2007]. It's amazing how the illustrious Senator Harry Reid proves again he is not the ethical politician he says he is.



Questionable real estate deals, now another backdoor deal and most likely more. How much did Moses pay him?

My wife and I own a station in Massena, NY, WYBG-AM 1 kW, and if we even thought of doing what Moses did we'd lose our license in the blink of an eye. We do more than fulfill our public interest obligations 10 times over. Even though we are 100 percent talk, and we pay music licensing fees.

Thanks for the info.

*Curran Wade
president/GM
Wade Communications
WYBG-AM 1050
Massena, NY*

A West wind blows

Cumulus Broadcasting in Topeka, KS, has two FM transmitters on a hilltop southwest of the city. On one particular day the wind was blowing out of the west, and maybe a little south, at a steady 35 mph to 40 mph. Our transmitters are in a 25' x 25' block building with a 2' x 2' air vent on west wall and similar vent on the east wall.

The previous week I replaced the IPA tubes in the Harris 20K with an old soft pair until a new set could be delivered. Then, over the weekend, strong thunderstorms passed through the area, and rain made its way into the antenna line. Reducing the transmitter output and adding a little more nitrogen to the line was the temporary fix.

When I arrived with fresh nitrogen bottles, I had the front door open as I wrestled the tanks into the building. After setting up the first tank I noticed that the 20K had gone off the air. I turned the backup on and began to troubleshoot.

The 20K had no PA filament voltage. I remembered that the contactor had a loud buzz lately and some pretty good sparks would fly when it was energized or de-energized. I figured that maybe it was finally shot, so I began to troubleshoot around the filament circuit.

A few minutes later, my contract engineer called about another matter, and I used the opportunity to ask him if he had ever seen a problem like this with this transmitter.

"Which direction is the wind blowing?" he asked.

At first I was shocked he would ask such a question. "Steady, out of the west mostly. Maybe a little south. But what does that have to do with anything?" I asked.

"Is the front door to the building open?"

"Sure. I just brought in three more nitrogen bottles."

"Close it!"

Sure enough, when I did the filament voltage came up within three seconds.

I asked, "OK, Tom, what just happened?"

He replied, "The air pressure switch on that transmitter is a bit sensitive. With the wind blowing out of the west, a sufficient vacuum was created in the room to cause the air switch to protect the transmitter. Don't feel bad; it took me about a half a day the first time it happened to me."

It was like the front door was connected to the failsafe circuit or something. When I opened the door the filament meter dropped. When I closed it the meter came up to 6V. Open, off. Close, on. Hmm.

So I put the station back on the main transmitter and prepared to leave for the day when it hit me: How am I going to get out of here without taking the station off the air again?

I dialed the remote control on my cell phone and got to the point where all I had to do was press the plate on command. Then I quickly exited the building.

*Lee Reisinger
chief engineer, Cumulus Broadcasting
Topeka, KS*

Thanks for the podcast



I still think IBOC is bad technology (too costly and too complicated) and I still predict IBOC gear will be in the dust-bin in a couple of years. But I think your podcast regarding the

FCC's recent decision was excellent [March 26 Highlights from the Headlines podcast]. Keep up the good work on keeping us informed.

*Maynard Meyer
GM/CE, KLQP-FM
Madison, MN*

Access all the Radio magazine podcasts at
RadioMagOnline.com/podcast.

Get "In The (Talkback) Zone"!



Use up to 12 Guest Pods in any combination

The new **MultiPhones II** multi-user headphones system now has **Zoned Talkback!**

Use separate Guest Pod **Talkback Zones** for Host, A-Guests, and B-Guests. Talk to each group without bothering the others!

For complete details 626.355.3656 or visit www.henryeng.com

- Easy upgrade for existing systems
- Simple "daisy chain" installation
- Uses cat5 cabling

Get MORE MultiPhones for LESS cash! The new lower price is just \$250*. In stock at all Henry Engineering dealers.

We Build Solutions

*Price is for MultiPhones II Master unit; Guest Pods sold separately.



NEW PRODUCTS

www.RadioMagOnline.com

by Kari Taylor, senior associate editor

Portable signal generator NTI (Neutrik Test Instruments)



Minirator MR-Pro: Besides test signals, this generator provides sweeps, fast chirps and offers playback of WAV-based test signals. The unit features minimal residual distortion less than -96dB, a maximum output level of +18dBu, and continuous monitoring of the impedance, signal balance and phantom power. The battery-operated device features a multi-function rotary wheel and function keys ensure fast access to the signal functions and parameter with one hand. Data exchange is via the USB port.

503-684-7050; www.nti-audio.com
info@ntiam.com

Digital recorder Samson Technologies

Zoom H4: This portable recorder fits in a user's palm and is suitable for recording live musical performances, interviews, podcasts, meetings, classes and seminars. The H4 records linear digital audio up to 24-bit/96kHz and MP3 format with bit rates up to 320kb/s. It features two electret condenser microphones configured in an X/Y pattern for stereo recording, and two combination XLR 1/4" input jacks with phantom power for use with external microphones. The unit also includes onboard effects such as compression, limiting and mic modeling. An 1/8" headphone jack is provided for monitoring. The recorder records on Secure Digital (SD) media, and a 128MB SD card is included with the unit. Files can be moved with the USB interface. The unit provides four hours of continuous recording operation from two AA batteries. An ac adapter, USB cable, windshield cover and tripod adapter are also included.



916-383-1177; www.samsonotech.com
info@samsonotech.com

FM antenna Jampro Antennas

JSHD-HD: The dual input HD sidemount antenna system provides linearity and power handling capability and features broadband characteristics. The antenna provides isolated and separate inputs for analog and digital transmitters. This approach allows the digital transmitter to operate at its target power with no power lost in a reject load and no power reduction caused by lossy digital injectors.

916-383-1177; www.jampro.com
jampro@jampro.com




Audio editor RML Labs

Saw Studio: The latest version of this product features slower mixer settings scrolling to be less sensitive to small mouse changes, resulting in an overall feeling of more control. The SRP/Rec latch operation has been enhanced to automatically detect a marked area and override the latch function for auto punch-in at the marked area. Also, the SRP punch-in code has been adjusted to help eliminate record buffer overruns under certain conditions on certain systems.

www.sawstudio.com
support@sawstudio.com

RF power amplifiers, exciters PTEK



700W IP Module: The 700W IPA module is a drop-in replacement for Silicon Valley Gold Module MM&D Blue Module, as used in Continental, Harris and other transmitters. Its gain and phase is matched to the user's existing modules.

888-889-2958; www.ptekpower.com
sales@ptekpower.com

NEW PRODUCTS

Audio interface TC Electronic



Konnekt 8: The audio interface features two mic preamps that are switchable to dedicated Hi-Z guitar inputs or balanced line inputs, two analog controlled balanced outputs, two auxiliary line in to monitor external devices, two coaxial S/PDIF (stereo) I/O, sample accurate MIDI and Firewire connectivity. The unit can be used as a standalone mixer. The interface includes Cubase LE to allow users to start recording right out of the box.

818-665-4900; www.tcelectronic.com
info@tcelectronic.com

Digital mic system Soundfield Research



DSF-2: The DSF-2 produces mono, stereo and digital surround sound, simultaneously if required, all from a single microphone. The processors produce a four-channel proprietary output format known as B-Format, which can then be further decoded by Soundfield hardware or software into mono, stereo, stereo M/S, or surround

sound in formats such as 5.1, 6.1 and 7.1.

The 1RU controller unit

offers live decoding to stereo, stereo M/S and four-channel B-Format. The stereo signal may be output directly from the DSF-2 in the analog or digital domain via rear-panel XLR and unbalanced 75Ω BNC connectors, while the stereo M/S and B-Format signals are available only as digital signals. The processor also offers a user-adjustable gain control, a fixed-threshold recording limiter, on-board four-channel LED metering, a built-in high-pass filter and a headphone jack for monitoring purposes.

+44 1924 201 089; www.soundfield.com
sales@soundfield.com

Duplication, printing system Primera Technology



Bravo SE: Instead of copying discs one at a time and then printing and sticking labels, Bravo SE automates the entire burning and printing process.

A robotic mechanism is used to transport discs into the built-in Pioneer DVR-111 DVD±R/CD-R recorder. After recording, each CD or DVD is individually inkjet printed direct-to-disc in full color at 4,800 dpi resolution. As many as 20 discs per job can be produced automatically and hands-free. Bravo SE attaches to any PC running Windows Vista/XP/2000 through its high-speed USB 2.0 interface. Bravo SE also attaches to any Mac running Apple OS X.

800-797-2772; www.primera.com
sales@primera.com

FM transmitter Bext

TFX 10000: The first of a new generation of hot pluggable solid-state FM transmitters, this transmitter offers modular architecture, a dual redundant exciter and a stainless steel enclosure. Housed in 1RU, the transmitter is 55" tall (30 rack spaces high). The unit features 70 percent overall efficiency. RS-485 and USB connections for PC readings and control are also included.

619-239-8462; www.bext.com
sales@bext.com

For Performance Spaces or Production Places

Acoustics First®

Materials to Control Sound and Eliminate Noise™



From practice spaces to professional recording studios, we can help you get the materials you need to fit your application and budget. Our products include acoustical foams, fiberglass panels, diffusers, bass and corner traps, vibration control, acoustical wall fabrics, ceiling tiles, modular enclosures and various other acoustical materials.

Toll Free

1-888-765-2900

Web: <http://www.acousticsfirst.com>

**Power strips,
power distribution units
APW Mayville**



Stantron Power Options:

The Power Options family is a full range of isolated-ground and standard-ground power strips and power distribution units that feature a small footprint and isolated ground options for densely-packed cabling installations. The system includes vertically mounted zero-U designs (14 outlets and 20 outlets) and isolated ground 1RU models (12 outlets). All designs offer several power input options, including twist lock, straight blade and flexible BX-conduit for hard-wire installations. The receptacles can be rotated 90° to accommodate transformers, which would otherwise block adjacent outlets on the power strip.

800-558-7297

www.Stantronracks.com

**Studio condenser mic
MXL Microphones**

190: Featuring a low-noise FET design, balanced transformer coupled output and Mogami wiring, the cardioid condenser microphone offers a frequency response of 20Hz to 20kHz. The microphone's custom chamber has been tuned to complement the capsule's response, delivering an open, airy sound that is transparent without being overly bright. The mic uses a six micron condenser pressure gradient capsule. The mic incorporates a 0/-10dB attenuation switch.



800-800-6608; www.mxlmicro.com
sales@mxlmicro.com

Complete Compliance Solutions for Today's Industry!



University Based Training

**Your #1 Source for onsite
RF Surveys & Safety Plans**

RSI will help you meet
FCC/OSHA compliance
requirements. RSI provides all
levels of technical training and
also site signage.

Technical Training


- Intro to T1
- Line Sweep Testing
- Intro to Radio Antenna Systems
- Com Tech Fundamentals (Live)

Think Safety - Think RSI

RSI offers over 100 online
technical/safety courses specialized
for the Broadcast Industry!

Safety Training

- Online University web-based training
- RF Site Safety Awareness™
- Telecom Construction Safety™
- Blended Learning/10 & 30 hour
- Advanced RF Train The Trainer™
- Online & Live 10 hour OSHA outreach card



RSI has successfully completed 1000's of RF Site Surveys!

For an online demo of one
or our many safety & technical
courses visit: www.rsicorp.com

1-888-830-5648

Let RSI be your chosen partner

for all of your safety & technical training needs!

**Neafield monitor
Klein + Hummel**

○ 300: A triamplified three-way nearfield studio reference monitor, the ○ 300 delivers is similar to the ○ 300 D minus the digital input and control hardware. By using a dense, low-resonance material called LRIM, the company has molded the waveguides required for dispersion directly into the baffle.



The unit's 8" cone woofer is made of a lightweight polypropylene material. The midrange is handled by a treated fabric dome with a 3" voice coil. The 1" high-frequency driver is equipped with a titanium/fabric dome that combines the transparency of a titanium dome with the low distortion of a fabric dome.

+49 711 45 89 30

www.klein-hummel.de; sales@klein-hummel.de

**Analog mixer
Sonosax**

SXST: In this version, the battery tray has been removed and replaced by a new front profile. The side flanges are shorter, thus reducing its depth size. The two rails extruded in the front profile allow users to mount accessories or a custom-made hand rest. An internal digital module offers 8x high quality 24-bit A/D converters with a selectable FS from 44.1 up to 192kHz, outputting four AES/EBU lines. A switchable limiter is also provided.

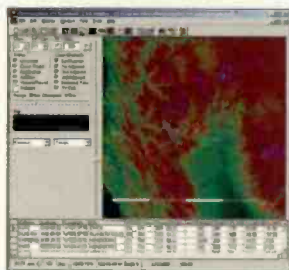
+41 21 651 0101; www.sonosax.com; sonosax@sonosax.ch

UPGRADES and UPDATES

Google Ad Sense for Audio is now supported by commercial systems including Broadcast Electronics Audio Vault, Vault2 and AV100; Enco DAD; and LAN International Viero. (www.google.com/ads/asaudio)...The **Sony** PCM-D1 has an added accessory to accommodate XLR mic connections: the XLR-1 adapter. The adapter provides two transformer-balanced microphone inputs with switchable phantom power. (www.sony.com/proaudio)...

Logitek has upgraded its Artisan and Mosaic digital audio consoles to accept more faders (up to 32) and make a pop-up EQ and dynamics screen available on the Artisan and a pop-up fader display for the Mosaic. (www.logitekaudio.com)...**Comrex** is now shipping its Access portable stereo BRIC IP codec. (www.comrex.com)...**Day Sequerra** is offering a factory upgrade program for existing M2 and M4 HD Radio modulation monitors and tuners to add the new features of the newer models, the M2.2R and M4.2R. (www.daysequerra.com)

Field strength program RF Software



RF Investigator v3: A new button on the tool bar selects AM or FM studies without the need for additional software. Multiple monitor support allows the user to move the various windows as he likes to more efficiently display the data and control functions. Maps are resizable to a rectangle. The entire map display can be copied and pasted into another application, such as a word processor or graphics editor.

352-336-7223; www.rfsoftware.com
info@rfsoftware.com

NEW PRODUCTS

Line splitter/mixer

Rane

SM 26B: This product can be a combination 6x2 line mixer, 2x6 line splitter or 6x6 line driver. The equipment is capable of four-pair stereo line splitting or mixing. Mix, pan and level controls with 12dB gain for level matching. The unit features balanced 1/4" TRS connectors.

425-355-6000; www.rane.com; info@rane.com

Max Brown Is NOW Your



equipment solutions

Selling the full RF chain
Including Harris transmitters
Call Max now at **719 650 6330**

Max@BroadcastConnection.com

Expect MORE From Your AM Transmitter



Armstrong Transmitter X-1000B

Made in USA

1KW HD Radio® ready AM Transmitter for under \$10K

Built with dual hot-swappable 600 Watt RF modules capable of 150% modulation, X-1000B can bring that major market sound to your radio station. Engineered with the latest technological innovations, X-1000B offers high reliability, built-in redundancy and it is HD Radio® ready.

Best of all, our customers tell us that the money they save running the X-1000B pays for itself with

savings in electricity and maintenance costs over an older transmitter ...and as a bonus they get exceptional reliability and that major market sound for free.

But, don't take our word for it. Talk to our customers already on-the-air with the X-1000B. Call or email for a users list and decide for yourself why owning this transmitter is a no-brainer.



Tel 315-673-1269 / sales@armstrongtx.com / www.armstrongtx.com

® HD Radio is a registered trade mark of iBiquity Digital Corporation.

**Software upgrade
Symmetrix**



Symnet Designer 7.0: Version 7.0 of the Symnet Designer application for Windows offers loud-speaker management modules. These modules provide parametric EQ, high-pass and low-pass filtering, delay, gain, invert and mute. There are two versions of modules: Smart-Compatible and Standard.

They are identical except that the Smart-Compatible version can be directly controlled from SIA Software's Smart Live RTA software. The software's control capabilities have been enhanced with the addition of a subcategory of DTMF generator/auto-dialer modules for teleconferencing. All Symnet units that have Ethernet ports can now be externally controlled via Ethernet. This upgrade is available as a series of software modules that can be added to a Symnet design at any time based on the system application.

425-787-3222; www.symmetrixaudio.com
sales@airtoolsaudio.com

**Switching module
DM Engineering**

Mic Pro 2: This lighted silent-switching module will upgrade a low cost production mixing board to have the microphone switching features of a professional broadcast console. The on/off buttons enable and disable the mic channel. Microphone channels can now be individually controlled by their own module. The unit is powered by a dc power supply module, the Studio Slave Relay Pack or Superelay. As many as five switching modules can be powered by one power supply module. The unit requires 9Vdc to 12Vdc at 45ma input power.



800-249-0487; www.dmengineering.com
info@dmengineering.com

**The Definitive FM
Rebroadcast Receiver**

**The obvious choice for translator
and other critical applications**

The 631 is a truly professional, broadcast-quality FM receiver with unique features and excellent specs. Setup is entirely menu-driven from the front panel, with nonvolatile memory for all settings and a tamper lockout. Outputs include variable composite/MPX and balanced program audio, as well as alarm tallies for carrier

loss and loss of audio in either or both channels.

Front-panel metering may be scrolled through RF signal level, multipath distortion, MPX and L/R audio levels. A selectable IF bandwidth tames aggressive adjacents, and carrier-loss muting and an overdeviation limiter protect the rebroadcast signal.



Inovonics
1305 Fair Ave. • Santa Cruz, CA 95060
TEL: (831) 458-0552 • FAX: (831) 458-0554
www.inovon.com • e-mail: info@inovon.com

Model 631 - \$1390

Download full spec sheets at www.inovon.com

**Rackmount mixer
Sonlfix**



RB-SSML1:

This 1RU source selector for compressing or limiting an incoming mic or line signal features selectable level metering and headphone monitor outputs. The compression ratio and threshold limits are adjustable via linear potentiometers on the front panel. The threshold can be set between -30dBu and +20dBu. The mic input consists of a low-noise mic pre-amplifier for converting mic level signals to a line level. There are independent switches to control a high pass filter and to provide phantom power at 48V to the connected mic. The XLR-3 stereo monitor input volume control is fully adjustable via a back panel recessed potentiometer, and has an additional 10dB gain increase via a switch on the rear panel.

207-773-2424

www.independentaudio.com
info@independentaudio.com

**Tabletop interconnect box
Altinex**

PNP415 Pop 'N Plug:

This enclosure, with its custom tabletop surface, becomes flush with the tabletop when closed. Both sides of the unit can hold four single sectional plates. The standard plate, the DS901-120, was designed especially for the PNP415 and comes with two power module connectors, one VGA connector and four snap-in connectors.



800-ALTINEX; www.altinex.com
solutions@altinex.com

**Software program
Comquest**

Song Sorter: Users of this software can select and display any demo, gender, ethnic or station listening cells they wish. Comquest's Song Matrix shows each song's individual performance in context with all other songs in a test. Full trending capabilities are built in, as well as the ability to import fresh Sound Scan and BDS data, and merge the results with call-out and Internet music research results.

619-659-3600; www.comquestmusictesting.com
ggorton@Comquestmusictesting.com

**Direct interconnect cables
Wireworks**

Direct Cabling Assemblies: Available in 10' and 15' versions with several XLR connector combinations, including all male, all female, mixed genders or TRS connectors, these assemblies include Tails/Tails, DB25 analog or digital fan-outs, and DB25 trunks supporting analog or digital wiring standards. The system uses 100 rugged jacketed cable featuring Neutrik black/gold XLRs, TRS and DB25 connectors with metal bodies, captive thumbscrews and gold contacts.

800-642-9473; www.wireworks.com; info@wireworks.com



**Antenna system
Sennheiser Electronic**

A5000 CP: The wideband design (4.50MHz to 960MHz) of this system accommodates antenna distribution systems for wireless monitors or wireless microphones across multiple frequency ranges. Due to its three-dimensional radiation pattern, the antenna can be mounted above the talent or venue.



860-434-9190

www.sennheiserusa.com
lit@sennheiserusa.com

**Data interface
Unique Interactive**

Man DLS: The display text system is a standalone system that is placed between the content generated by the radio station and the actual broadcast. The system enables broadcasters to log into the user interface from anywhere with an Internet connection to edit, manage, schedule and control the cycles of messages for broadcast. The interface also features a storage area for content to be created before being added into a cycle for broadcast. Once the cycles of information have been created, push the content to other digital platforms for additional exposure, such as websites, audio streams and online audio players.

+44 20 7453 1600

www.uniqueinteractive.co.uk

CBT Systems' Classic ON-AIR

Light has become the hottest light in the industry. Its timeless design reminds us of the good old days. The aluminum housing is built using traditional sand casting methods, machined, and then polished to a chrome-like finish. The plexiglass window which comes standard in either blue or red can be ordered with optional legends like **Recording**. The unit can be mounted horizontally or vertically.

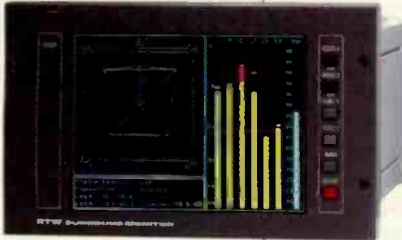
CBT Systems' Classic and NEW Dual Lens
ON-AIR Lights can both be ordered at

www.cbtsystems.tv

858-536-2927



**Surround monitor
RTW Radio-Technische
Werkstätten**



10600-VID: This monitoring instrument for multi-channel radio features an integrated surround sound analyzer. The monitor features display capabilities for stereo and 5.1 surround signals. It has three AES3 signal inputs. Six multi-standard peak level meters, a 10-fold correlator display, RTA, SPL/LEQU and Dial Norm meters, and an informative status monitor are all presented on the unit's VGA display. Information displayed in the graphic include the balance between the front and surround channels and between the front L, C and R channels, phantom audio sources, dynamic display of the loudness center of gravity within the surround field and the phase relationships.

+49 221 709130; www.rtw.de

**Power distribution unit
Pulizzi Engineering**



PC3365: This new series is available in North American and European configurations. The North American version input power is three-phase 120/208V 30A, via a NEMA L21-30P plug. Power output is at 120V and distributed through 24 IEC C13 computer-style receptacles, providing 8,640VA of power. The European version input power is three-phase 230/400V 20A via an IEC 60309 plug. Power output is at 230V and distributed through 24 IEC C13 computer-style receptacles, providing 11,040VA of power. The power input is located on the rear through an attached 15' power cable along with the power output. This series comes standard with electrical noise power filtering.

800-870-2248; www.pulizzi.com
sales@pulizzi.com

**Software
Summit Traffic**

Summit Traffic and Billing: The system schedules programs, commercial spots, promos, public service announcements and paid programming. The software produces up-to-the-minute, real-time avails reports, and generates a multitude of sales reports, locally or remotely.

800-771-1827; www.summittraffic.com; Sales@summittraffic.com

**Arc and
flame detector
Burk Technology**



AFD-1: The AFD-1 detects electrical arcs or flame and sends a contact closure for integration with alerting devices or the station's remote control system. The unit can be used near equipment cabinets, transmitters, lightning arrestors or anywhere threatened by high voltage arcs or flame.

800-255-8090; www.burk.com
sales@burk.com

**Controller/switcher
SM Pro Audio**



M-Patch 2:

The M-Patch 2 is a desktop/rack-mountable passive volume attenuator and patch control device. This switcher provides stereo level control for any monitoring or distributed sound application and can attenuate stereo signals from sound cards, CD players, pre-amps and mixers. The unit's front panel rotary controls allow level adjustments for two input sources. The unit features balanced combo XLR/TRS input jacks and XLR outputs, RCA and 3.5mm jack inputs, mono/stereo summing switch, mute switch, A/B output pairs and a built-in stereo headphone amplifier.

+61 3 9555 8081; www.smproaudio.com
sales@smproaudio.com

**Power amplifier
Stanton Magnetics**



A series: Available in three models, A.900, A.1800 and A.2800, these 2RU amplifiers feature a tunnel cooling system and 21-position detent level control knobs. The units feature power ratings up to 2,800W and support for bridged mono operation. The amplifier's front panel includes six-segment, multi-color LED ladders for visual monitoring of signal status per channel. Rear panel input provisions include the balanced combined XLR and 1/4" TRS connectors, while outputs are handled by five-way binding post and Speak-on connectors. The rear panel also features a high-pass filter switch, limiter switch and a mode select switch for bridged/parallel/stereo operation.

954-929-8999; www.stantonmagnetics.com
info@stantonmagnetics.com

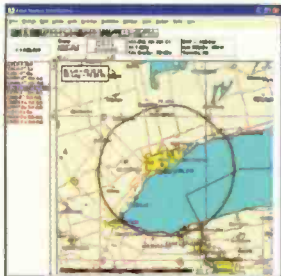
**Stereo power amplifier
Kramer Electronics**



Model 900: The stereo power amplifier accepts unbalanced stereo on RCA inputs or balanced audio on terminal block connectors and delivers a speaker output of 9W RMS per channel into a 4Ω load. It includes a volume control and has a S/N ratio of 63dB unweighted. The speaker output is on four-pin terminal block connectors. It measures 4³/₄"W x 3"D x 1"H.

888-275-6311; www.kramerelectronics.com
info@kramerelectronics.com

**Allocation program
for Canada
V-Soft Communications**



FM Commander Canada: The Canadian version of FM Commander uses the spacing tables from C 1.4 of the Industry Canada Application and Procedures and Rules for FM Broadcasting Undertakings. Contour-to-contour spacings are evaluated to 800kHz to provide tables and distance to contour allocation maps. All stations are protected to the 54dBu F(50-50) signal contour except for cross-border relationships when class C U.S. stations are protected to the 58dBu contour. The Canadian version includes the same distance to contour and minimum spacings map screens as the U.S. version.

800-743-3684; www.v-soft.com
info@v-soft.com



Docsoft:AV Search

You know it's there, you just can't find it!

With Docsoft, now you can,

and it's easier than you might have thought

Fast Easy Painless Audio Video Search

Come see us at infoComm07 in Anaheim, CA. Booth 9600



866.880.4737 www.docsoft.com
info@docsoft.com


**Desktop script board
RAM Broadcast Systems**

ASB-24-4, ASB-24-12, SB-4, SB-12:

Features of these boards include articulating or stationary mounting arms, adjustable pan and tilt, a 24" reach, bolt-through desk assembly and a slim profile. Six' extensions are available. The boards are supplied by 4" or 12" risers. The equipment comes in several colors: red, blue, orange, green, yellow and smoke gray.

800-779-7575; www.ramsyscom.com

sales@ramsyscom.com



**Audio clip player
360 Systems**



Instant Replay 2:

The Instant Replay 2 spot player adds Ethernet networking for on-the-fly updates to a stored sound clip library. Audio clips can be transferred to and from a PC by pointing and clicking. Last-minute additions can be retrieved over the Web,

instantly uploaded and used for any kind of live entertainment or production application. One-touch back-ups can also be performed. Record better-than-CD-quality audio directly onto hard disk. Built-in editing software enables head and tail trims, fade-ins and fade-outs and gain changes. Fifty hot keys enable on-the-fly instant playback of sound effects from 10 banks of 50 clips, and another 500 clips can be stored on the hard disk. Other advances include WAV file support, 16- and 24-bit recording formats, and balanced and unbalanced audio inputs and outputs.

818-991-0360; www.360systems.com

info@360systems.com

**Hard disk recorder
Zaxcom**

Deva 5.8: The new Deva 5.8 features eight integrated hardware faders, an internal DVD-RAM drive and a Flash media slot, allowing it to provide recording, mixing and effects capabilities within one package. The system will record to hard disk or flash disk. The unit records 10 tracks of audio directly to a compact Flash memory card. The memory card slot is mounted on the control panel for quick and easy transfer of material from the production site to post-production staff. The internal DVD-RAM drive provides users with a recording alternative and saves space by combining two products into one. Additional features include EQ, notch filter, compressor and delay on each channel; the ability to mix to disk or outputs both pre- and post-fader; eight mic/line inputs with 48V phantom power; and support for external Firewire recording drives.

973-835-5000

www.zaxcom.com

info@zaxcom.com

**Wireless mic system
Avlex**



Mipro Act 81, Act 82: These digital wireless microphone systems feature a full color vacuum florescent display, 24-bit digital audio quality with advanced DSP, a sub-band ADPCM algorithm and full 128-bit encryption. The 81 is the single receiver and the 82 is a dual receiver system.

816-581-9103

www.avlex.com; sales@avlex.com


**Software packages
Arctic Palm Technology**

Center Stage Studio Suite: Our Center Stage Studio Information Suite is a collection of four software packages and offers more than 30 tools for capturing and moving data electronically. The CS Copy Management software provides copy writers, promotions and programming staff with tools to create, find and maintain recorded or live copy. Once created, copy can be sent via e-mail or an existing LAN fax software to the client for approval. When ready a simple click and the Production Studio schedule is updated and ready for recording or live copy goes directly to the control room for on-air use. The production staff always has a complete list of the latest scripts to be recorded, and the copy can be read directly from the on-line prompter—all without printing or moving a single item of hard copy.

800-268-4081; www.arcticpalm.com

Independent Talkback

A Headphone System with Selectable Talkback for Each User



FlexPhones Master

The FlexPhones Master is a professional Broadcast/Studio six channel distributed headphone system with independent talkback capabilities. Each of the six channels provides stereo program monitoring and selective talkback with interconnection via CAT5 cable to multiple Active Headphone Remotes (AHR-1) and/or Monitor Selector Interface (MSI). Multiple masters may be cascaded to form larger systems.

The FlexPhones Master is equipped with inputs for stereo program and talkback audio. Rear panel program and talkback trimmers are provided to pre-set maximum input levels. The microphone/line level talkback input is available via a rear panel plug-in euroblock connector, while the front panel XLR connector facilitates the use of a user-provided gooseneck microphone or headset. The front panel is equipped with a level control for local headphones with both 1/4" and 1/8" stereo headphone jacks. The six front panel talkback switches allow the user to independently communicate with each AHR-1 listener and can be configured to insert talkback audio into only the left or both ears and dim either or both program channels. Any combination of switches may be pressed, while the "All-Call" interrupts all listeners. The Talkback function can be remotely controlled. Six RJ45 jacks are provided to distribute audio and power via CAT5 cable to the AHR-1's, which conform to the Studio Hub format. Low-Z balanced audio distribution is used to preclude audio degradation with long cable runs.

AHR-1 Active Headphone Remote

The Active Headphone Remote (AHR-1) contains a stereo amplifier designed to work with any combination of high-efficiency headphones with impedances between 24 and 600 ohms. The AHR-1 is equipped with 1/8" and 1/4" headphone jacks, level control, user-configured utility momentary pushbutton and LED indicator. Two rear panel RJ45 jacks are provided for connection via CAT5 cable to the FlexPhones Master. The AHR-1 may be desktop mounted, under counter or with the optional HR-1/MP or HR-1/MP-XLR mounting plates, which may be turret or counter-top mounted.



Manufactured with
Pride in the USA

BROADCAST
tools

support@broadcasttools.com
www.broadcasttools.com

INNOVATIVE PROBLEM SOLVING TOOLS FOR BROADCAST

GALLERY

Design » Build » Installation Radio and Television Studios

Ram Broadcast Systems builds studios for most of North America's major networks, group stations, and news organizations.

Ram offers comprehensive studio design, fabrication, systems integration, and components. Put Ram's 35 years of experience to work for you:

- Studio Design & Fabrication
- Pre-Wired Systems
- Broadcast Furniture
- Switchers
- Metering
- Amplifiers
- Wire & Cable
- Racks
- Accessories
- Used Equipment
- And More!



RAM Broadcast Systems
www.ramsyscom.com
800.779.7575

**FCC Certified
 FM Stereo Transmitters**



GET ON-THE-AIR. STAY ON-THE-AIR!

- ✓ 50W RF output continuous duty!
- ✓ Auto protect, auto soft fail, auto restore!
- ✓ Automatic battery backup!
- ✓ Digital display of all parameters!
- ✓ Simple to install!

What's the bottom line? To stay on the air! The PX50 was designed with that in mind! Auto monitoring of all parameters, with automatic power reduction and restore on VSWR and temperature errors! No more down time AND no more trips to the tower site! Plus the PX50 is FCC Certified under parts 2, 73, & 74 (PF3PX50) and Industry Canada approved (IC: 431BA-PX50) so you never have to worry about non compliance! Make your life easy with the PX50 from Ramsey!




**THE ORIGINAL...
 "STATION-IN-A-BOX"**

Since the introduction of our "Station-In-A-Box" hundreds have been put in service worldwide! From temporary locations, rapid deployment installations, to emergency broadcast facilities, there is no quicker way to get on the air!


Custom designs include full audio production and control, record and playback of CD's, CD-R's, MP3's, MD's, and cassettes. Quick deployment antennas with LMR cable make installation a breeze. When you simply have to get on the air anywhere, rely on the proven and original "Station-In-A-Box" from Ramsey!

RAMSEY ELECTRONICS, LLC
 590 Fishers Station Drive, Victor, NY 14564
 800-446-2295 • 585-924-4560
www.ramseybroadcast.com

Easy Ordering In Nanoseconds



- The ONLY New Catalog Every 90 Days
- NEWEST Products & Technologies
- Over 765,000 Products Online
- More Than 325 Manufacturers
- No Minimum Order
- Fast Delivery, Same-day Shipping



a ti company

**The Newest Products
 For Your Newest Designs**

mouser.com (800) 346-6873

The NEWEST Semiconductors | Passives | Interconnects | Power | Electromechanical | Test, Tools & Supplies
 Mouser and Mouser Electronics are registered trademarks of Mouser Electronics, Inc. Other products, logos, and company names mentioned herein, may be trademarks of their respective owners.



MOORETRONIX
BROADCAST & INDUSTRIAL ELECTRONICS

Our 5th Year

Our client list continues to grow. Thank you for your confidence and equipment purchases.

We Re-Condition

Pacifi Recorders BMX I-II-III, AMX, ABX and RMX, Stereo-Mixer and Mixer News-Mixer products.

Now available, the MOORETRONIX GPI interface.



This is a direct replacement for the PR&E CI-2 interface. Use where OPTO ISOLATION is needed between your device and console logic. Each module comes with connectors, pins and instructions. Optional mounting panel for 8 modules and 2 Warning Light relays.

Tel: 800-300-0733 Fax: 231-924-7812
WWW.MOORETRONIX.COM



Fine Used AM & FM Transmitters
Authorized Representatives for all major equipment manufacturers

USED FM TRANSMITTERS

250 W	2007	Crown 250E
1 KW	2007	Crown FM1000E
1.5 KW	1983	BE FM 1.5A
2 KW	1999	Crown FM2000A
2 KW	2007	Crown FM2000E
3.5 KW	1986	Harris HT 3.5
5 KW	1988	Harris FM5K1
7 KW	2002	Harris Z16 IBOC
7+ KW	2005	Harris Z16 HDS IBOC
10 KW	1985	Continental 816R1A
10 KW	2001	Henry 10,000D-95
20 KW	1985	Harris FM20K
20 KW	1989	QE1 FMQ 20,000B
30 KW	1989	BE FM30A
30 KW	2006	Harris HT30CD
50 KW	1982	Harris Combiner w/auto exciter- transmitter switcher

EXCITERS

New 20 and 30 W synthesized exciters
Used 2004 Harris Digit 2nd Generation

NEW TV TRANSMITTERS

Special Discount Pricing On:
VHF and UHF TV Antennas
(10w to 10kW)
TV STL

USED TV TRANSMITTERS

1 KW UHF Xcerra 832A, CH 28
55 KW UHF GE TT59B, CH 25
55kW UHF RCA TTU-55

USED AM TRANSMITTERS

5 KW	1996	Continental 315D Solid State
5 KW	1974	Continental 315F
5 KW	1982	Harris MWSA
5 KW	1987	Harris MWSB
10 KW	1985	Continental 316F
50 KW	1985	Continental 317 C2

USED MISC. EQUIPMENT

Altronics 20KW Air Cooled Load
Denon 720R cassette, NEW
Sola Voltage Reg. 60hz 1 KVA s-phase

Please go to our web site for updated listings - www.fmamtv.com
Retuning and Testing Available
CALL US FOR A QUOTE!
2655 Philmont Ave. Suite 200, Huntingdon Valley, PA 19006
800-441-8454 215-938-7304 Fax: 215-938-7361

from MILLIWATTS to KILOWATTS

**Transmitting & Audio Tubes
Semiconductors**

Taylor Motorola
Eimac Toshiba
Amperex Thompson
MA/Com Mitsubishi

Immediate Shipment from Stock

• Se Habla Español • We Export

760-744-0700 • 800-737-2787
Fax: 760-744-1943
www.rfparts.com

E-mail: rfp@rfparts.com

RF PARTS COMPANY



This is a small ad for a **GREAT RADIO AUTOMATION SOFTWARE** with a small price, too!

Get your free demo today:
www.radiocube.com

We beat the competition.

Software for
Station Operators and DJ's

Broadcast Engineering Propagation Software

Longley-Rice in Hawaii Using Terrain-3D™

NAB Booth# N6026

Professional software packages for FCC applications and predicting coverage.

- Create stunning "real-world" coverage maps and interference studies using Longley-Rice, TIREM, ITU-R P.1546-1, PTP, FCC and others with Probe 3™
- Search FM channels under spacings and contour protection using FMCommander™
- Prepare AM skywave and groundwave allocations studies and map FCC contour coverage using AM-Pro 2™
- Plot STL paths and coverage over 3D terrain with Terrain-3D™

VSoft COMMUNICATIONS
The leader in broadcast engineering consulting software.

www.v-soft.com 800 743-3684

GALLERY

OMNIRAX BROADCAST FURNITURE

Custom Image Room Furniture



Force 36 MF



Why Omnirax?

- Excellent collaborative custom design ability, so you get exactly what you want
- Unique combination of style, functionality and ergonomics
- Fanatical attention to detail
- 15 years of experience
- 100% satisfaction guaranteed

P.O. Box 1792 Sausalito, CA 94966
800.322.3393 415.332.3392 FAX 415.332.2607
www.omnirax.com info@omnirax.com

nott ltd

3801 La Plata Hwy
Farmington, NM 87401
Phone 505-327-5646
Fax 505-325-1142

Folded Unipole



Antennas

Detuning
Systems



Gilstat
Lightning
Dissipation
Systems




Nello Towers

Radian/Rohn
Towers

www.nottltd.com
info@nottltd.com

AM Antenna Solutions Reach Farther, Sound Better!



Directional Antenna
Systems



Diplexer/Triplexer
Systems



High-Power
Antenna Tuning Units



RF Components

LBA is your trusted supplier for IBOC-ready AM antenna systems. For over 40 years we have been designing and manufacturing reliable *Directional Antenna Systems, ATUs, Multiplexers, Combiners, Cellular/PCS Colocation Isolators, and RF Components* for all power levels.

Choose an LBA system and join thousands of satisfied broadcasters in the US and worldwide!

LBA can also design, manage, install and finance your complete RF project. Please call us for a free technical consultation!



Factory Dealer For:



LBA Technology, Inc.

3400 Tupper Drive, Greenville NC 27834
800-522-4464, 252-757-0279 Fax: 252-752-9155
Contact Jerry Brown: jbrown@LBAGroup.com



www.LBAGroup.com

SINCE 1963

ON-AIR LIGHT SWITCHER



Redbox RB-LC3 3 Way Light/Power Controller

The RB-LC3 is a triple output switching unit for controlling external mains indicators, primarily studio status lights for broadcasting applications such as On-Air, Mic-Live and Rehearsal/Live lights.



INDEPENDENT AUDIO

T: 207 773 2424

E: info@independentaudio.com
www.independentaudio.com

Visit our website for details:
www.sonifex.co.uk

Remote Broadcast Solutions!!!



MicTel - Mic/Line to Telephone Interface

- ▶ Outputs & Inputs for telephone handset, cellular phone or balanced line level at up to +10dBm.
- ▶ Operates up to 36+ hours on two 9V alkaline batteries.
- ▶ High quality, user-switchable, internal limiter prevents clipping.
- ▶ External power input with silent, auto-switching battery backup.
- ▶ Individual gain controls for send, receive and headphones levels.

CircuitWerkes, Inc.
 352-335-6555
 2805 NW 6th Street
 Gainesville, Florida 32609, USA



TelTap - Pocket-Sized Manual Telephone Coupler

- ▶ Can be used as a phone tap or a passive manual telephone coupler.
- ▶ Send or receive telephone audio.
- ▶ Mute Switch disconnects all audio to or from the phone line, but leaves the TelTap connected.
- ▶ Compact size & low cost makes the TelTap a great remote kit addition for main or backup capabilities.

Get info on these & other great remote products at www.circuitwerkes.com

Does Your HD Monitor do this??



M		P2	
BITS TESTED	24549408	BITS TESTED	24475680
BITS ERRORS	19497	BITS ERRORS	298731
BER	0.00079419	BER	0.01220521
P2		P105	
BITS TESTED	72590424	BITS TESTED	10660
BITS ERRORS	137873	BLK ERRORS	1988
BER	0.00189932	BLER	0.18649155

Bit Error Rate Information

Ours Does !!

BELAR FMHD-1



Belar Electronics Lab., Inc

www.belar.com sales@belar.com 610-687-5550

CLASSIFIEDS


FOR SALE

 **AcousticsFirst**TM
Toll-Free Number: **888-765-2900**
Full product line for sound control and noise elimination.
Web: <http://www.acousticsfirst.com>

PROFESSIONAL SERVICES

Structural Analysis


Electronics Research, Inc.
7777 Gardner Road
Chandler, IN 47610
(812) 925-6000
www.ERInc.com



CERTIFICATION

Are your engineers Certified?

 **SBE Certification**
The Industry Benchmark
www.sbe.org • (317) 846-9000

Get your own copy!

Each month, the Radio Technology Leader brings you the latest must-read information:

- Managing Technology
- Trends in Technology
- Facility Showcase
- RF Engineering
- Field Reports
- New Products
- FCC Update



Radio
THE RADIO TECHNOLOGY LEADER

To start your own FREE subscription, go to
subscribe.RadioMagOnline.com?tc=nn6007
and complete the online form TODAY!

Radio

THE RADIO TECHNOLOGY LEADER

www.RadioMagOnline.com • radio@penton.com

What do you like best about radio?

Editor – Chris Scherer, CPBE CBNT, chris.scherer@penton.com ...non-stop new music
Technical Editor, RF – John Battison, P.E., batcom@bright.net ...community identity
Senior Associate Editor – Kari Taylor, kari.taylor@penton.com ...variety that's free
Senior Art Director – Michael J. Knust, mike.knust@penton.com ...local sports news
Art Director – Robin Metheny, robin.metheny@penton.com ...the music
Online Audience Development Manager – Brad Erpelding, brad.erpelding@penton.com ...localism

Technical Consultants

Harry C. Martin, Legal
Kevin McNamara, CNE, Computers and Networks
Mark Krieger, CBT, IBCC and Contract Engineering ...creative potential
Russ Berger, Broadcast Acoustics
Donald L. Markley, P.E., Transmission Facilities

Division VP & Group Publisher – Jonathan Chalon, jonathan.chalon@penton.com ...news and tunes
Marketing Director – Kirby Asplund, kirby.asplund@penton.com ...it keeps me informed
Marketing Manager – Angela Van Mol, angela.vanmol@penton.com ...hearing new artists
Vice President of Production – Lisa Parks, lisa.parks@penton.com
Senior Director of Production – Curt Poides, curt.poides@penton.com
Group Production Mgr. – Melissa Langstaff, melissa.langstaff@penton.com
Production Coordinator – Liz Gerke, elizabeth.gerke@penton.com ...local personalities
Classified Ad Coordinator – Sarah Maxey, sarah.maxey@penton.com ...that it's free
VP Audience Marketing – Jerry Okabe, jerry.okabe@penton.com
Audience Marketing Dir. – Barbara Kummer, barbara.kummer@penton.com
Audience Marketing Mgr. – JoAnn DeSmet, joann.desmet@penton.com

MEMBER ORGANIZATIONS

Sustaining Member of:

- Acoustical Society of America
- Audio Engineering Society
- Society of Broadcast Engineers



missouri association of publications

Member: American Business Media, The Missouri Association of Publishers

A PENTON MEDIA PUBLICATION

 **Penton Media**

Penton Media, Inc.
249 West 17th Street
New York, NY 10011

Chief Executive Officer – John French, john.french@penton.com

Chief Financial Officer – Eric Lundberg, Eric.Lundberg@penton.com

Vice President, General Counsel – Robert Feinberg, Robert.Feinberg@penton.com

SUBSCRIPTIONS: Free and controlled circulation to qualified subscribers. Non-qualified persons may subscribe at the following rates (Prices subject to change): USA and Canada, 1 year, \$66.00, 2 years, \$116.00, 3 years, \$165.00. Outside the USA and Canada, 1 year, \$83.00, 2 years, \$149.00, 3 years, \$215.00 surface mail (1 year, \$127.00, 2 years, \$237.00, 3 years, \$347.00 airmail delivery). For subscriber services or to order single copies, write to Radio magazine, 2104 Harvell Circle, Bellevue, NE 68005 USA; call 866-505-7173 or 402-505-7173; or visit RadioMagOnline.com.

POSTMASTER: Send address changes to Radio, P.O. Box 2100, Skokie, IL 60076-7800 USA.

ARCHIVES & MICROFORM: This magazine is available for research and retrieval of selected archived articles from leading electronic databases and online search services, including Factiva, LexisNexis, and Proquest. For microform availability, contact National Archive Publishing Company at 800-521-0600 or 734-761-4700, or search the Serials in Microform listings at napubco.com.

REPRINTS: Contact FosteReprints to purchase quality custom reprints or e-reprints of articles appearing in this publication at 866-436-8366 (219-879-8366 outside the U.S. and Canada). Instant reprints and permissions may be purchased directly from our website; look for the RSiCopyright tag appended to the end of each article.

PHOTOCOPIES: Authorization to photocopy articles for internal corporate, personal, or instructional use may be obtained from the Copyright Clearance Center (CCC) at 978-750-8400. Obtain further information at copyright.com.

PRIVACY POLICY: Your privacy is a priority to us. For a detailed policy statement about privacy and information dissemination practices related to Penton Media, Inc. products, please visit our website at penton.com.

EDITORIAL and BUSINESS OFFICE: Penton Media, Inc. 9800 Metcalf, Overland Park, KS, 66212; 913-341-1300; RadioMagOnline.com, penton.com.

Copyright 2007, Penton Media, Inc. All Rights Reserved.

List Rental Services - Marie Briganti

Walter Karl
Phone: (845) 732-7054
Fax: (845) 620-1885
marie.briganti@walterkarl.infousa.com

Editorial Reprints

FosteReprints
Phone: (866) 436-8366
(219) 879-8366

Sales Offices

National Sales Director Steven Bell

Phone: 913-967-7221; Fax: 913-514-6848
E-mail: steven.bell@penton.com

Europe/UK Richard Woolley

Phone: +44 1295 278 407
Fax: +44 1295 278 408
E-mail: richardwoolley@btclick.com

Classified Advertising Joyce Nolan

Phone: 610-701-9993; Fax: 610-701-0580
E-mail: joyce.nolan@penton.com

Online Sales & Marketing Angie Gates

Phone: 913-967-7516; Fax: 913-514-7516
E-mail: angie.gates@penton.com

Contributor Profile

Meet the professionals who write for *Radio* magazine.
This month:
Field Report, page 48.



Michael Patton
Owner/
President
Michael Patton
and Associates
Baton Rouge,
LA

Patton's radio engineering work began while he

was still in high school. He has been a consulting engineer since 1982. His latest project was to assist Entercom's WWL move into its new all-digital facility in New Orleans. He is especially proud of his work with AM broadbanding antenna networks, AM directional antennas, and digital studio design and construction.



Written by radio professionals
Written for radio professionals

Radio Volume 13 Number 5 ISSN 1542-0620 is published monthly and mailed free to qualified recipients by Penton Media Inc 9800 Metcalf Overland Park, KS 66212-2216 (www.penton.com). Periodicals postage paid at Shawnee Mission, KS and additional mailing offices. Canadian Post Publications Mail Agreement No. 40597023. Canada return address: Bleuchip International P.O. Box 25542 London, ON N6C 6B2. Additional resources including subscription request forms and an editorial calendar are available online at www.RadioMagOnline.com. To order single copies call 866-505-7173 or 402-505-7173.

POSTMASTER: Send address changes to Radio, P.O. Box 2100 Skokie, IL 60076-7800 USA.

ADVERTISER INDEX

	Page Number	Advertiser Hotline	Advertiser Website
Acoustics First	55	888-765-2900	www.acousticsfirst.com
Aphex Systems	7	818-767-2929	www.aphex.com
Armstrong Transmitter Corp.	57	315-673-1269	www.armstrongtx.com
Arrakis Systems	13	970-224-2248	www.arrakis-systems.com
ATI Audio Technologies	27	800-959-0307	www.atiguys.com
Audio Processing Tech. LTD	20	800-955-APT X	www.aptx.com
AudioScience	50	302-324-5333	www.audioscience.com
Belar Electronics	67	610-687-5550	www.belar.com
Broadcast Connection	57, 67	815-423-7122	www.broadcastconnection.com
Broadcast Software International	51	888-BSIUSA1	www.bsiusa.com
Broadcast Tools	63	360-854-9559	www.broadcasttools.com
CBT Systems	59	858-536-2927	www.cbt-net.com
Circuitwerkes	67	352-335-6555	www.circuitwerkes.com
Coaxial Dynamics	50	440-243-1100	www.coaxial.com
Comrex	9	978-784-1717	www.comrex.com
Docsoft	61	866-880-4737	www.docsoft.com
ERI-Electronics Research	22, 42	812-925-6000	www.ERInc.com
ESE	37	310-322-2136	www.eseweb.com
Eventide	15	201-641-1200	www.eventide.com
Full Compass	33	800-356-5844	www.fullcompass.com
Google	1	888-438-7268	www.google.com/ads/asaudio
Harris Corp. Broadcast Div.	17958	800-622-0022	www.broadcast.harris.com
Henry Engineering	53	626-355-3656	www.henryeng.com
Inovonics	58	831-458-0552	www.inovon.com
Kintronic Labs	34	423-878-3141	www.kintronic.com
LBA Technology	66	800-522-4464	www.lbagroup.com
Mediatron	65	800-779-7575	www.mediatron.com
Mooretronix	65	800-300-0733	www.mooretronix.com
Moseley Associates	11	805-968-9621	www.moseleysb.com
Mouser Electronics	64	800-346-6873	www.mouser.com
Nott Ltd.	66	505-327-5646	www.nottltd.com
Omnirax	66	415-332-3392	www.omnirax.com
Propagation Systems	29	814-472-5540	www.psbroadcast.com
Radio Design Labs	18	217-352-3498	www.rdinet.com
Radio Systems	41, 43, 45	856-467-8000	www.radiosystems.com
RAM Broadcast Systems	64	847-487-7575	www.ramsyscom.com
Ramsey Electronics	64	800-446-2295	www.ramseyelectronics.com
RF Parts	65	800-737-2787	www.rfparts.com
RSI	56	888-830-5648	www.rsicorp.com
SCMS, Inc	40	800-438-6040	www.scmsinc.com
Sennheiser Electronic Corp.	17502	860-434-9190	www.sennheiserusa.com
Shively Labs	25	888-SHIVEL	www.shively.com
Sonifex	66	207-773-2424	www.independentaudio.com
Telos Systems	19, 28, 44	216-241-7225	www.telos-systems.com
Tieline Technology	5	888-211-6989	www.tieline.com
Transcom Corp.	65	800-441-8454	www.fmamtv.com
Transector Systems	35	800-882-9110	www.transector.com
V-Soft Communications	65	800-743-3684	www.v-soft.com
Wheatstone	2, 71, 72	252-638-7000	www.wheatstone.com
Yellowtec	32	+49-2173-967-315	www.yellowtec.com

This index is a service to readers. Every effort is made to ensure accuracy, but *Radio* magazine cannot assume responsibility for errors or omissions.

by Kari Taylor, senior associate editor

That was then



In 1966 Scully Recording Instruments featured the studios of WNEW-FM in New York in its advertising. In this picture, Chief Engineer Max Weiner is standing next to the Scully equipment. The caption read "Seven Scully units in our FM control rooms give our recording crew the precision, flexibility and operational ease they demand."

Do you remember?



A complete cartridge tape production center in one compact, portable unit, the M-6086 Cartriptape Make-Up Console from Gates Radio Company (a subsidiary of Harris-Intertype) included a Cartriptape cartridge tape system and recording amplifier, a CB-77 12" turntable with equalized preamplifier, a microphone preamplifier and a UniQue cueing amplifier. By plugging in the console, users had a turntable, microphone, a telephone line input for recording net, and an input for external tap recorder or turntable available for cartridge tape production.

The console could also be used in control rooms as direct programming equipment, providing an extra turntable or Cartriptape system.

Sample and Hold

Most Desirable Feature in Next MP3 Player



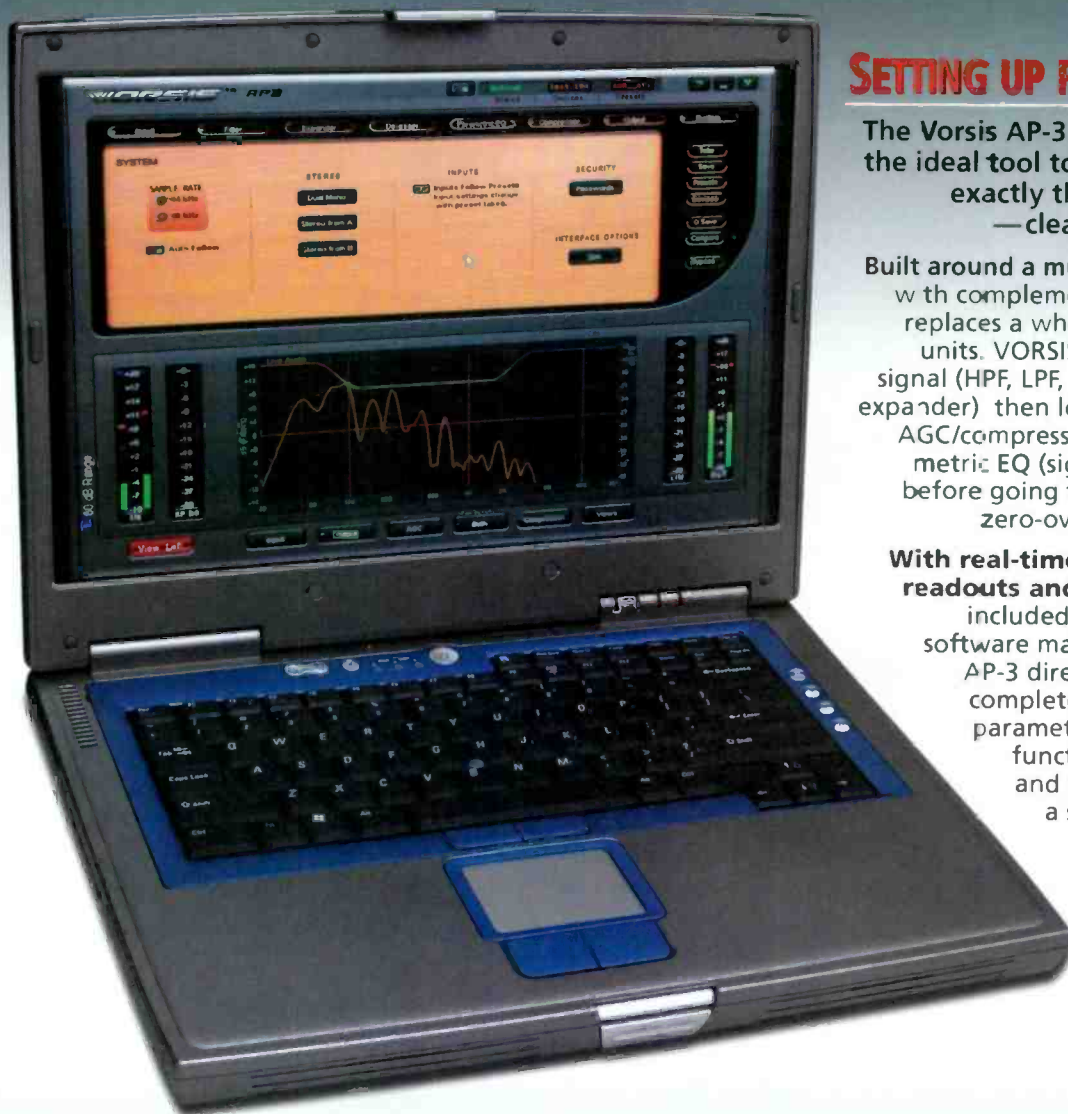
Source: Rock radio consultants Jacobs Media, www.jacobsmedia.com.

This Little Unit



Can Do BIG Things!

Our new AP-3 is the perfect HD Processor:



SETTING UP FOR HD RADIO?

The VORSIS AP-3 digital processor is the ideal tool to shape your sound exactly the way you want it — cleanly and efficiently.

Built around a multi-band compressor with complementary AGC, the AP-3 replaces a whole rack of dedicated units. VORSIS pre-conditions your signal (HPF, LPF, notch filter, de-esser, expander) then let's you apply 3-band AGC/compression and 4-band parametric EQ (signal chain reversible) before going through a final stage zero-overshoot peak limiter.

With real-time spectrum density readouts and full metering, our included PC graphic interface software makes operation of the AP-3 direct and easy, offering complete control of all audio parameters, presets, monitor functions, system settings and security—all through a single RJ-45 ethernet connection that lets you control one or many AP-3 units.

TAILOR THAT SOUND

VORSIS™

THE TOOLS HAVE CHANGED...



BUT THE *MISSION* REMAINS THE SAME

Today's audio control surface has evolved to a very high degree. Yesterday's wish list is today's feature set: total router integration, routable audio and logic, total show recall, and a complete set of DSP audio processing are under the hood of this G7...

All in a package of stainless steel and aluminum designed for years of 24/7 service, with a familiar look and feel that will *help your talent make years of great radio.*

Networked audio requires a higher level of expertise, experience and resources. Benefit from all three with *WHEATSTONE!*

WE MAKE THE GOOD STUFF

 **Wheatstone**