

BE Radio[®]

January/February 1997/\$10.00

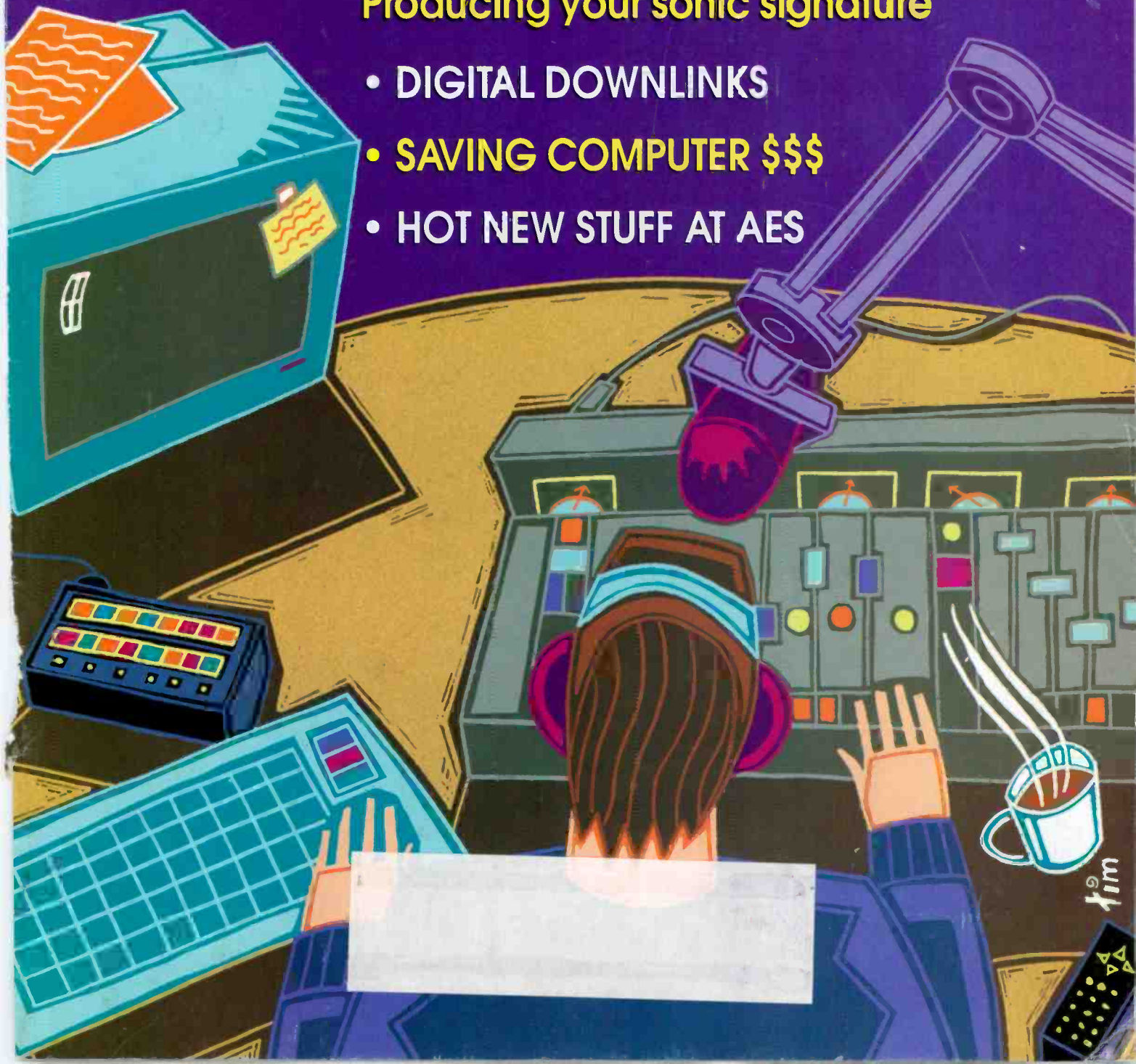
An INTERTEC[®]/K-III Publication

...from the Editors of **BROADCAST**
engineering

CREATING CONTENT

Producing your sonic signature

- DIGITAL DOWNLINKS
- SAVING COMPUTER \$\$\$
- HOT NEW STUFF AT AES





Jim



VLZ MICROSERIES: SMALL MIXERS WITH WHAT IT TAKES TO HANDLE SERIOUS PROJECTS.


BOTH MODELS HAVE:

 Studio-grade mic preamps with discrete circuitry for high headroom low noise (-129.5 dBm E.I.N.) and wide frequency response (over 300kHz).

 Low Cut filters (18dB/oct. @75Hz) on mono mic/line channels allow use of low-frequency EQ on vocals without boosting room rumble, mic thumps, P-pops and wind noise.


Trim Controls on mono channels have 60dB total gain range for boosting weak sound sources and a 10dB "virtual pad" for taming hot digital multitrack outputs.

2 Aux Sends per channel (one globally switchable pre/post, one post-fader), each with 15dB of gain above Unity to boost weak effects.

 3-band equalization with 12kHz High shelving EQ, broadband musical 2.5kHz peaking Midrange & 80Hz Low shelving EQ. Constant loudness pan controls.

Stereo in-place Solo. Mute button routes signal to "bonus" Alt 3-4 stereo bus outputs & Control Room matrix. Handy for both recording and live applications.

 MS1402-VLZ ONLY: 60mm logarithmic-taper faders based on our exclusive B*Bus design. Long-wearing wiper material and tight polymer lip seals to protect against dust & other crud.

 Built-in power supplies — no outlet-eating wall warts or hum-inducing line lumps.


Phantom power so you can use high quality condenser microphones. XLR outputs with mic-line level switch (along with 1/4" TRS outputs on top panel).


MS1202-VLZ • 12x2 • 4 MIC PREAMPS



MS1402-VLZ • 14x2 • 6 MIC PREAMPS




 All inputs & outputs are balanced* to cut hum & allow extra-long cable runs, but can also be used with unbalanced electronics. *except RCA tape jacks, headphone jack & inserts.


 VLZ (Very Low Impedance) circuitry first developed for our B*Bus console series dramatically reduces thermal noise & crosstalk in critical areas.




Control Room outputs feed monitor speakers without tying up the headphone jack.

BOTH MODELS HAVE:

 Radio Frequency Interference protection via metal jacks & washers plus internal shunting capacitors.

 High-output headphone amp can drive virtually any set of phones to levels even a drummer can appreciate.

Aux 1 Master level control & pre/post switch.

 Effects Return to Monitor switch folds Aux Return 1 effects into a stage monitor mix via Aux Return 2 level control.

RCA-type tape inputs & outputs.

Peak-reading LED meters with Level Set LED combined with In-Place Solo allows fast, accurate setting of channel operating levels for maximum headroom and lowest noise floor.

 Control Room/Phones Matrix adds monitoring, mixdown & metering flexibility. Select any combination of Main Mix, Tape In and Alt 3-4 signals for routing to phones, Control Room outputs and meters. Can be used as extra monitor or headphone mix, tape monitor, or separate submix. Way cool.

 Tape Assign To Main Mix assigns unbalanced RCA tape inputs to main mix. Besides its obvious use as a tape monitor, it can also add an extra stereo tape or CD feed into a mix or play music during a break. MS1402-VLZ only: Global Solo Mode selects PFL or AFL solo modes.

Solid steel chassis & thick fiberglass internal circuit boards resist abuse.


Channel Inserts on mono channels.

Not every production project requires dozens of input channels and boatloads of buses.

But doing ANY audio job well requires a mixer with superb specs...and the right combination of useful features.

Our MicroSeries 1202-VLZ and 1402-VLZ might have small footprints, but when it comes to performance, they walk very tall.

Since both are basically clips off our blockbuster B*Bus Series consoles, they have big-board specs:

 greater than 90dBu signal to noise ratio, less than 0.005% distortion, more dynamic range than compact discs and frequency response that's only down 1dB at 60,000 Hz.

Why own an imitation when you can own the brand of compact mixer that serious pros prefer. Call for info today.

MICRO SERIES 1202 VLZ 4 MONO CHS. 4 STEREO CHS. \$429*

MICRO SERIES 1402 VLZ 6 MONO CHS. 4 STEREO CHS. \$599*

CALL TOLL FREE, FAX OR E-MAIL FOR YOUR 40-PG "IN YOUR FACE" COMPACT MIXER TABLOID AND APPLICATIONS GUIDE

*suggested U.S. retail


©1996 MACKIE DESIGNS INC. ALL RIGHTS RESERVED

Circle (1) on Free Info Card

Woodville • WA • USA • 98072 • 800/898-3211 • 206/487-4337 • e-mail sales@mackie.com
Outside the USA • 206/487-4333 • 206/485-1152 • Represented in Canada by S.F. Marketing • 800/363-8855

MACKIE

Harris DIGIT[®] Digital Exciter



World Standard Digital FM Exciter

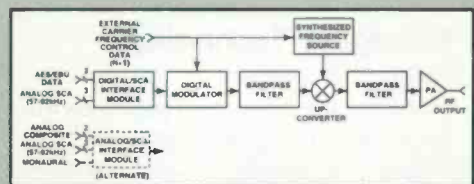
When we introduced the DIGIT[™] we knew it was going to be a world class FM exciter. In a little over a year the DIGIT[™] has proven to be the world standard with over 500 DIGIT excitors shipped.

The DIGIT[™] FM exciter can convert studio standard digital audio (AES/EBU) directly to FM stereo with no analog steps. Additionally, an analog input module is available to accept analog composite stereo for those who have not yet upgraded to digital.

Direct Digital Synthesis is accomplished with a numerically controlled oscillator. This digital implementation of FM assures you of the highest quality sound that

your station is capable of producing.

Included with the DIGIT[™]'s digital input module is a DSP based digital stereo generator which provides lower distortion and greater separation than any competing exciter. Also, included is a digital composite limiter (DCL) which is an implementation of the WAVES L1 Ultramaximizer[™], used by digital recording studios. Harris exclusive DCL allows DIGIT[™] to sound louder than competing FM excitors without over-modulation. The DCL uses "look ahead" circuitry to predict and correct overmodulation peaks before they can occur.



Harris DIGIT[™] Signal Blocks shows that although DIGIT[™] is revolutionary, its technology is easy to understand.

The DIGIT[™] FM exciter is capable of N+1 operation and is completely frequency agile with modulation level and linearity independent of carrier frequency.

Besides the DIGIT[™], Harris has a wide range of "Clearly Digital[™]" products for all your broadcast needs.

FEATURES:

- Proven Reliability backed by a 3 Year Warranty
- Digital FM Generation for 16 Bit Sound Quality
- Drift Free Digital Circuits
- Immunity to Subsonic Transients
- Compatible with all RDS/SCA requirements
- Full N+1 capability



Harris Corporation Broadcast Division

U.S. and Canada
TEL: 217-222-8200
FAX: 217-224-1439

Elsewhere:
TEL: 217-222-8290
FAX: 217-222-2764

<http://www.broadcast.harris.com>



©1996 HARRIS CORP.

FEATURES

22 Creating Content

By Skip Pizzi

Production of local content is critical to a station's success — and may be even more important in the future.

32 Catching Signals from the Sky

By Jim McEachern

Satellite antennas need maintenance, too.

DEPARTMENTS

06 Editorial

By Skip Pizzi

The emergence of on-line radio has some eerily familiar facets.

08 Contract Engineering

By William Fawcett

Coexisting with cellular telephony requires some understanding of wireless communications.

12 Managing Technology

By Kevin McNamara

Managing the computer operations for a radio facility is becoming a highly specialized job.

16 RF Engineering

By John Battison

Does your FM signal sound as good as it could?

21 FCC Update

By Harry C. Martin and Richard Estevez

New regulatory fee-structure proposals and hints on filing EEO Program Reports.

44 Business/People

46 News

47 New Products from AES

60 New Products

68 Classifieds

68 Preview

69 Ad Index

70 The Last Byte



ON THE COVER: The art of radio production has some new, high-tech tools, but its ultimate source is still the producer. (Illustration by Tim Grace.)



If you need more professional help than this the new DSE 7000FX has a shrink on board.

Relax. Lie back. And think about all those times you were editing spots, racing against a deadline, and suddenly you had to send out for sound effects. Is it any wonder you need professional help? Well, consider this sound therapy.

On board the new DSE 7000FX, you'll find every digital effect you need to create the coolest, most professional spots: EQ by Orban, Compression by OPTIMOD, Reverb by Lexicon. In effect, you get the very *same* effects professional

studios spend thousands on. Except these come standard with the new DSE 7000FX. They work seamlessly with the DSE's legendary mixing console and on-screen interface. And they're incredibly easy to use.

You'll also find that the fastest workstation in radio has gone *turbo*. With added processing power, you'll get more spots done. Be able to add more effects. And on those occasions when sessions get ugly and your :60's seem to run into :70's, relax. The DSE's time compression will shrink to fit.

orban

A Harman International Company

Déjà vu

Anyone who has dabbled with on-line audio knows how frustrating an experience it can be. Its problems run the gamut from hardware to software, with users seemingly in constant search for faster modems, wider-bandwidth connectivity and better-sounding streaming audio algorithms.

Most broadcasters sit back and chuckle at this predicament, also taking solace in webcasting's essentially non-mobile nature. Although possible with a laptop and a cellular modem, audio surfing on the web is nowhere near as convenient, cheap or reliable as a portable or car radio.



And yet, the web's users keep on coming. Sure, they complain a lot, but something holds their interest, and plenty of new users log on every day. Is it just more proof of Lily Tomlin's theory that humanity invented language to satisfy its deep-seated need to complain? Is it just the technical challenge and novelty of getting the system to work? Or is it the *content* of the services users receive (when they finally get connected) that's driving the fervor for this new medium?

A look at broadcast history may be enlightening. Recall that early radio listeners were largely hobbyists and enthusiasts who built their own radios (or had someone build the radio for them) from kits. Early reception was plagued by poor fidelity and plenty of interference. Successful reception required a lot of antenna tweaking and some luck besides. There were no truly portable or mobile receivers. Radio listening was a sit-down-in-front-of-the-big-glowing-box-and-cross-your-fingers kind of exercise. Does this remind you of anything?

The value attributed to early radio's content kept these tenacious listeners involved and enthusiastic, and gradually the problems of the medium subsided. Interference was reduced, radios became a more off-the-shelf item, reliability of reception improved, and mobile listening became possible. The popularity of the medium grew with each improvement, expanding beyond the exclusive province of the hobbyist. Before long, radio listening was a mainstream function of everyday life, and the medium flourished.

The parallels here are strong. Just as Marconi never envisioned the use of his invention for point-to-multipoint distribution of entertainment and information, neither did Bell nor the founders of the Internet foresee this application for their developments. It happened once; it could

happen again. Most observers agree that on-line bandwidth availability will continue to improve — including the wireless variety. This could soon solve the quality, cost and reliability problems of today's webcasting. It's not a big leap from there to envision the dedicated, portable on-line audio surfing device: a cellular/PCS webphone with speakers or headphones and an LCD screen (a text-only version already exists). Finally, consider the speed at which these improvements can occur. Have you encountered the term "Internet decade" yet? It's defined as being *six months* long.

All this means that radio had better be ready to make its move on-line. There's no industry better-suited to be a provider of audio content, and this asset should be leveraged as stations move to add alternate delivery styles to their existing suite of on-air services. (See cover story, "Creating Content," p. 22.) Remember what grew from those difficult early days of wireless, and apply those lessons to the new "wired frontier." The right blend of content and service could create successful results that seem strangely familiar.

A handwritten signature in black ink that reads "Skip Pizzi".

Skip Pizzi, editor

P.S.: Apropos of such media metamorphosis, a new column debuts with this issue. "The Last Byte" will appear on the last page of each issue. (See p. 70.) The title refers not simply to its location, but also to its content, which will generally cover radio/audio technology for the *consumer* — the broadcaster's "last mile." Let us know what you think at the destinations below.



**READER
RESPONSE**

E-mail: beradio@intertec.com

FAXback: 913/967-1905

UNBEATABLE SOUND



Digital Audio Champion

LEITCH®

The winning Digital Glue team now includes digital audio. The range consists of AES/EBU distribution, audio synchronization, audio multiplexing and analog to digital and digital to analog conversion. And all for the same convenient frames as the Leitch digital video products.

Check into Leitch's Digital Audio Glue. Now that's sound advice!



Circle (18) on Free Info Card

Canada / International

Tel : + 1 (416) 445-9640
Fax: + 1 (416) 445-0595

U.S.A

Tel : + 1 (800) 231-9673
Fax: + 1 (757) 548-4088

Europe

Tel : +44 (0) 1256 880088
Fax: +44 (0) 1256 880428

Eastern Europe

Tel : +49 (89) 4900-2042
Fax: +49 (89) 4900-2043

Japan

Tel : + 81 (3) 5423-3631
Fax: + 81 (3) 5423-3632

Australia

Tel : 011-61-2-9999-2355
Fax: 011-61-2-9999-2366

Brazil

Tel : + 55 (11) 867-0218
Fax: + 55 (11) 867-0408

<http://www.leitch.com>

Coexisting with cellular

By William Fawcett

Cellular telephones have had the most profound effect on the communications industry of any new technology in the last 20 years. Ask most tower contractors today and you're likely to find that 80% of their business is related to cellular — and more recently, personal communications systems (PCS) — installations.

For the broadcaster, the cellular industry has dramatically changed the tower rental business. Many cellular operators prefer to build their own towers. This is good for broadcasters because it may offer them more suitable locations to find rental space for their own facilities. Conversely, in locales where there are restrictions on additional towers, cellular operators may turn to broadcasters to rent space on *their* existing towers as cellular operations expand. The availability of emergency power, a common feature at broadcast and cellular sites, makes either facility even more attractive. Cellular operators make good tenants. Because of the large capital investment required, most cellular operators have stable business operations, and are used to paying their bills on time.

Although each area typically has only two cellular operators, the emerging PCS industry may support perhaps six operators in a specific region. Considering that a fully built-out PCS system will require a site every two miles, the demand for tower space is simply staggering. Tower rental is an alternate revenue stream that every broadcaster should fully investigate.

Some caveats

Contract law is an exacting field. If you aren't experienced in this area, you must find someone who is. Everything and anything can (and should) be negotiated. In a tower lease contract, there are usually 25 to 35 different points that need to be addressed. Obtain samples from other broadcasters involved in leasing, and find out from them what works and what doesn't.

One important aspect to cover is shutdown procedures. With the new RFR regulations, it's often not possible to

work on a tower while a broadcaster remains on the air. Specify under what circumstances and when you will be willing to shut down to allow the cellular company to perform on-the-tower maintenance. You have more say over this if you control the site, but this point is often overlooked by broadcasters renting space on someone else's tower.

AM broadcasters must allow for additional expense to re-tune and bridge their tower after a cellular installation. The expense of multiple iso-couplers on a series-fed

tower can be great; a better solution might be conversion to a shunt-fed unipole. For a stable operation, be certain that all coax is bonded to the tower every 20 feet or so. With all of the additional expenses involved, it's likely that there won't be too many cellular operations on AM towers.

As an aside, if a cellular (or other) tower sprouts up near your AM directional array, you may be able to require them to de-tune their tower and commission a directional proof to certify that they have not distorted your pattern. Protect your investment.

Interference is another factor. Again, the controlling party has

the upper hand, and will usually specify how interference to their operation will be handled.

Cellular interference

Seldom, if ever, would a cellular system interfere with a radio broadcast operation. Cellular telephones operate in the 800MHz band, specifically 824 to 849MHz and 869 to 894MHz. The "band plan" for the cellular service is detailed in 47 CFR 22.902 and is illustrated in Figure 1.

To understand this plan, some terminology must be defined. In each service area, the cellular band is divided up into two blocks of 416 channel pairs each. Half go to the "A-system," with the remainder to the "B-system." The B-system operator is often spoken of as the *wireline carrier*, meaning the B-operator may also be involved in landline telephone service (such as GTE or a Regional Bell Operating Company [RBOC]). The A-operator will gener-



With proper care, broadcast and cellular operations can be good neighbors.

ONE WORLD



UNITED · AUDIO
FROM · WORLDNET

WorldNet™ audio codecs and peripherals are the proven and effective solution to the worldwide acquisition and distribution of full bandwidth stereo audio over direct dial digital circuits such as ISDN or Switched 56.

DSM 100 Digital Audio Transceiver - uniquely provides the combination of high quality coding, low coding delay and error immunity essential to the professional audio community.



Pro-Link ISDN Manager - incorporates a direct dial-up adaptor and maintains maximum transmission security at all times - for both audio and other high speed data requirements.




DRT 128 Digital Reporter Terminal - delivers high quality stereo audio from remote locations. Lightweight, rugged and portable, the DRT 128 is the ideal solution for the mobile reporter.



MCE 800 - the elegant solution to the distribution of multi-channel audio over T1 and E1 digital circuits. Up to eight simultaneous channels available.



MCD 800 - for point to multipoint distribution the decoder incorporates demultiplexing for up to eight simultaneous full bandwidth audio channels.



RMC 240 - using the embedded data facility on all APT codecs, the RMC 240 provides complete remote control over all DAT functions.

APT
AUDIO PROCESSING
TECHNOLOGY

Headquarters Tel: +44 0 1232 371110

Japan Tel: +81 3 3520 1020

United States Tel: +1 213 463 2963

Circle (19) on Free Info Card

ally be a wireless-only firm (like Cellular One), although there are exceptions to this rule.

Each channel pair consists of a *mobile* (subscriber) transmit frequency and a *base* (cell-site) transmit frequency. The base frequency is always 45MHz above the mobile frequency. Naturally, the cell site "listens" on the mobile's transmit frequency and vice-versa.

Twenty-one channel pairs in each system are designated as *control pairs*, also known as "paging frequencies" (although they have nothing to do with your pocket

10mW. That's not much, but if your transmitter is located near a cell site, it's enough to cause troublesome interference.

Solving problems

Some FM broadcasters may not meet the specific requirements of 47 CFR 73.317. Using older equipment, they operate under the "grandfather" clause of 73.317(a). However, that clause states that they must clean up their act in cases of harmful interference. Interference to cellular service is one of those cases. In one severe case,

an FM broadcaster using only a quarter-wave stub was found interfering with two cell sites, one of which was eight miles away. In all, 50 cellular channels were affected. The installation of a modern low-pass filter (at the broadcaster's expense) brought instant relief.

Because of the profound effects of

FM-band harmonics on cellular service, it's extremely important to verify harmonic levels all the way to 1GHz during your periodic RF proofs, especially if your frequency is one that has a harmonic relationship with the cellular band. A six- to nine-element yagi cut for the cellular band will allow you to get above the noise floor of your spectrum analyzer, and with triangulation, will allow you to identify the source of the offending FM

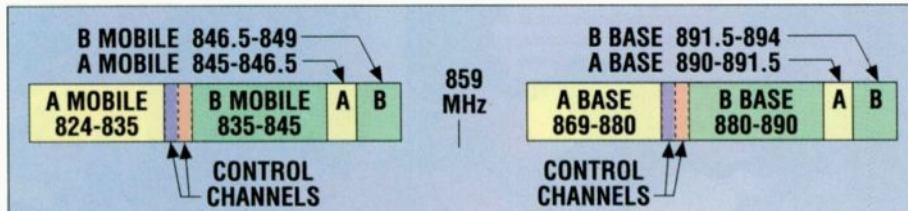


Figure 1. Spectrum used by cellular operations.

pager). These channels are defined in 47 CFR 22.902(c) and they are in the center of each frequency segment. The control channels handle the initial "handshaking" with the mobile units, set the mobile's power level based on received signal strength, assign a voice channel to an active unit, and control the handing-off functions as a mobile moves from cell to cell. If you're looking at cellular channels on a spectrum analyzer, the control channels are the ones that are always active. You can use these control channels' frequencies to identify which cellular site you are "looking at."

Besides the low likelihood of interference with AM or FM broadcast transmission, it would also be unusual for cellular service to interfere with properly maintained 950MHz aural STL systems, either. Because cellular frequencies are above the FM band, harmonics will also not be bothersome to radio broadcasting. The reverse situation is not so simple, however. It's possible for an FM broadcast transmitter to cause severe interference to a large block of cellular channels.

The ninth or tenth harmonic of a broadcast transmitter may fall within the cellular band. Keep in mind that the FM broadcast transmitter is a wideband signal, and that wide bandwidth becomes even wider when multiplied 10 times. Practically speaking, an FM station's harmonic can span more than 45 cellular channels.

Frequencies between 91.7MHz and 94.3MHz may create harmonics that fall within the mobile portion of the cellular band. Frequencies between 96.7MHz and 99.3MHz can fall within the base portion. The remainder of the FM frequencies *by themselves* don't have harmonic relationships with cellular frequencies, although intermodulation products are always a possibility.

Even a harmonic that is *80dB down* can be problematic, especially in the mobile portion of the band. This is because the cell site is listening in the mobile segment for weak signals emanating from hand-held pocket phones. A 100kW broadcast station with a ninth harmonic attenuated a full 80dB might be putting out a signal equivalent to

Even a harmonic that is 80dB down can be problematic, especially in the mobile portion of the band.


harmonic signals. A list of control (and voice) channels assigned to each cellular site is a useful diagnostic tool. Your local cellular company should be willing to supply you with a list for such coordination and interference-mitigation purposes.

The emerging PCS technology in the 2GHz band should present no interference problems to radio broadcasters at all. It's possible that a PCS second harmonic could cause problems with your C-band downlink, but no instances of this happening have been reported.

Cellular is here to stay, and on balance it seems beneficial to the broadcaster. Astute engineers will make it their business to become familiar with cellular technology, not only to protect their broadcast interests, but to build a possible diversification in the services they can provide. Many cellular operators are inexperienced in troubleshooting interference, and antenna sweeps are another service in great demand. There's going to be plenty of work out there for the versatile RF engineer.

William Fawcett is president of Mountain Valley Broadcast Service, Inc., a broadcast engineering firm in Harrisonburg, VA.

It's 9:30 am. You've got to edit
nine phone-ins, cut a dozen
spots, record four station I.D.s
and two promos before lunch.



Shortcut™ is 360 Systems' new editor

SO LET US SHOW YOU A SHORTCUT

right the first time. That's why Shortcut

for people in a hurry. It's powerful enough for production yet easy
enough to use on-air. Shortcut delivers massive storage, scrub
editing, a bright waveform display, and even built-in speakers.

All this in a compact self-contained package with the
muscle to handle your toughest assignments.

We know you need to move fast, and get it

gives you real buttons for direct access to editing commands. No
need for computers, monitors, or mice. Shortcut is complete and
ready to go for just \$2,995. So if you have too much work and
too little time, just take a Shortcut. Call (818) 991-0360 today.



Shortcut
PERSONAL AUDIO EDITOR

360 Systems
PROFESSIONAL DIGITAL AUDIO



If you're a call-letter station, you can try Shortcut for 10 days with no obligation. If you decide to buy it, we'll arrange your purchase through one of our authorized dealers. Call (818) 991-0360 or fax (818) 991-1360 today.

e-mail: info@360systems.com • web: www.360systems.com

Test offer good in the continental US and Canada only. Test offer expires March 31, 1997. 360 Systems and Shortcut are registered trademarks of 360 Systems. ©1996 360 Systems

Circle (6) on Free Info Card

Preserving computer investments

By Kevin McNamara

Today, you would be hard pressed to find any viable commercial radio station in this country that doesn't depend on some form of PC-based technology. Sure, everyone is aware of the digital audio storage and editing systems that are found in a rapidly increasing number of radio facilities, but how about those desktop PCs that are used for the common business functions? Their uses range

management, and see if at least some don't seem painfully familiar.

1. Lack of a strategic plan: Companies put a great deal of thought into staffing structure and hiring to fulfill the ultimate needs of the organization. Yet the selection of the computers and software that support these jobs is rarely given more than passing consideration. A recent study by

the Gartner Group, Stamford, CT, found that a typical company spends an average of \$38,000 over a five-year period for *support* of a single, stand-alone, Windows-based desktop PC running eight applications. That's more than five times what the company will spend on that average platform's hardware and peripherals during the same period.

Networked systems cost even more, with the per-workstation support tab averaging more than \$10,000 a year. Multiply that cost by dozens of computers and you can see how the cost of deploying desktop PCs can easily get out of control. This is why you need to create, implement and enforce a strategic plan that deals specifically with the management of your information systems. (See Table 1.)

2. Placing the engineering department in charge of all computer systems. In many radio operations, the introduction of the desktop PC for critical applications came in the form of digital audio storage systems. This may have created the mindset that any computer is strictly technical equipment. A distinction must be made between computers

that support technical operations and those that form your *information systems* (IS) infrastructure. Although both systems may be linked to transfer specific types of information — such as program schedule data between traffic and on-air PCs — each of those computers has a separate function.

Unfortunately, many managers believe that the engineering department represents the most logical and cost-effective solution to managing computer assets. This approach may work in larger technical operations where one or more engineer(s) can be dedicated to the task, but this isn't a typical case. A qualified person should be hired (either full- or part-time) to manage the station(s) computer resources. (See Table 2.) If you are uncomfortable creating a new position, consider hiring a technology management

- ◆ **Examine the present situation:**
 - Who uses/needs a PC at their desk?
 - What is the primary software used at each computer?
 - Does the present software address the station's needs adequately?
 - Are employees properly trained on the software that they use regularly?
 - Do duplicate and/or unlicensed copies of software exist on company-owned computers?
 - Are any PCs connected to a network?
 - Are computers properly matched to peripherals for given applications (e.g., best monitors used for workstations that create graphics materials)?
 - Are printers located optimally?
- ◆ Determine reasonable goals for each of the next five years (based on business needs, not technical speculation).
- ◆ Define the role of a manager of information systems or technology management consultant.
- ◆ Standardize specific software (includes operating systems, application packages and versions). Create a time table to remove old and unauthorized versions of software from company-owned PCs.
- ◆ Determine the number of software packages/site licenses required.
- ◆ Perform a needs analysis to determine any additional hardware and software requirements for the next year (including network requirements).
- ◆ Create a policy to deal with security issues.
- ◆ Create a policy about conduct on the Internet.
- ◆ Establish a training program.

Table 1. Some of the issues that should be addressed in a station's information systems strategic plan.

from scheduling music to issuing invoices. In a time when fewer employees are responsible for more stations, the PC is no longer a convenience, it's essential.

This fundamental truth of today's broadcast operations is causing untold anxiety among owners and station managers as they face a vexing dilemma: How to preserve investment in these vital computer assets at a time when the hardware and software requirements seem to change at least once a year?

Some common mistakes

Profitable investment in computer equipment follows a different set of rules, and like many other industries, broadcasters are learning this the hard way. Consider the following "seven deadly sins" of computer asset

MAESTRO™

GREAT SOUND TOTAL CREATIVE CONTROL

Maestro is the heart and the brain of the digitally integrated radio station. All operations, from commercials...to music...to announcer text...to up-to-the-minute scheduling information, are at your fingertips. Maestro brings all your digital operations together into one, easy-to-use command center and is your key to accessing CD quality audio directly from hard disk.

And when you choose Maestro, or any product from Computer Concepts, you're buying from a company with industry leading technology and worldwide radio experience. Computer Concepts has been developing software applications and manufacturing computer-based products for radio since 1974. Our comprehensive understanding of radio broadcasting, plus exceptional customer service, set Computer Concepts apart from other suppliers.

Discover how Maestro from Computer Concepts can bring excellence and widen the creative range of your station. Call us today for complete information,

1-800-255-6350.

Workstation View Tools Help

LOCK :14 03:01 02:07 SW00 :1

BROWN EYED GIRL
VAN MORRISON

Non-stop :40 Kickoff

Play Pause Stop Auto

| Queue | Cart# | Title | [Time: 14:20] | Artis |
|-------------------------------------|-------|------------------------------|---------------|-------|
| <input type="checkbox"/> | 09:12 | * Non-stop Music Kickoff * | 00 | |
| <input checked="" type="checkbox"/> | | <CHW LOOK AT ME | | BRIAN |
| <input checked="" type="checkbox"/> | | M104 FALL IN LOVE | | KENNY |
| <input checked="" type="checkbox"/> | | SW05 Yng Entry/Why U Listen? | | |
| <input type="checkbox"/> | 09:21 | *** :20 Stopset *** | 00 | |
| <input checked="" type="checkbox"/> | | T333 MILLER LITE | | |
| <input checked="" type="checkbox"/> | | T490 PIZZAHUT | | |
| <input checked="" type="checkbox"/> | | T004 COKE/DIET | | |
| <input checked="" type="checkbox"/> | | T317 MCDONALD'S RESTAURANT | | |
| <input checked="" type="checkbox"/> | | Dodge.dlr | | |
| <input checked="" type="checkbox"/> | | U701 Voice Track | | |
| <input type="checkbox"/> | 09:26 | *** 70's Flashback *** | | |
| <input checked="" type="checkbox"/> | | J716 KHHT - Legal ID #1 | | |
| <input checked="" type="checkbox"/> | | J714 KHHT - U/M | | |
| <input checked="" type="checkbox"/> | | <73F THE LION SLEEPS TONIGHT | | |
| <input checked="" type="checkbox"/> | | J960 KISS FM Jingle | | |
| <input checked="" type="checkbox"/> | | <71H SOUL MAN | | |

70's music Beatles KFKF Beds KFKF Jingles KFKF Promos KFKF Legal ID's People Effects
 YC Jingles YC Sweeps YC Wind Sweeps YC Layover Shotgun Sweeps Yng Cray Beds YC Promos
 Edited Country Unedited Country Misc Jingles Sound Effects Music Beds KHHT Jingles

| | | | | |
|---------------------------------|---|------------------------|--|-----------------------|
| Straight Tegulla Night | Acap | Drive South | She's Not The 'Heatin' Kind | Every Little Thing |
| Standing Outside The Fire | Ain't Goin' Down til The Sun Comes Up | Callin' Baton Rouge | Much Too Young To Feel This Damn Old | One Night A Day |
| He Thinks He'll Keep Her | Shut Up And Kiss Me | She Dreams | What A Crying Shame | Girls With Guitars |
| What They're Talkin' About | Pickup Man | Liza Jane | Old Enough To Know Better | Look At Me Now |

Cart Express

Audition

Cart Number: M104

Description: FALL IN LOVE

Length: 01:31.06 Intro: 00:15.00 Outro: 01:18.00

Hook Line

Start: 00:30.70 End: 00:34.56

00:00:00 00:22:76 00:45:52 01:08:28 01:31:06

Audition Window

Main Screen

**Computer Concepts
Corporation**

8375 Melrose Drive, Lenexa, Kansas 66214 • Phone 800-255-6350 • Fax 913-541-0169

Managing Technology

consultant. The consultant can evaluate the health of your present IS infrastructure and help create a sensible plan that fits your business goals.

3. Investing in the wrong equipment and trading computer equipment. These sins are almost always committed together. Here's the typical sequence of events in getting a computer for the station: 1) Employee needs a PC and tells supervisor; 2) Supervisor tells GM; 3) GM tells sales manager; 4) Sales manager tells account exec; 5) Account exec makes contact with several companies, ultimately finding a company that has a unit for which *no one* would pay them cash; 6) Done deal! New desktop train wreck delivered to station. Sound familiar?

These deals always end up costing you cash and/or time. Most computer vendors are working on small profit margins and consequently will not be inclined to trade an item that they can sell for cash. If trade is your only option, prepare a specification detailing your requirements, including a clause that states you will only accept reputable, name-brand systems (thus assuring you that service and support will be available for a reasonable period).

- ◆ Prior MIS experience including strong background with protocols, such as TCP/IP.
- ◆ Holds applicable networking certification(s), such as a Novell Certified Network Engineer (CNE).
- ◆ Excellent interpersonal skills.
- ◆ Familiarity with major software packages.
- ◆ Internet experience including knowledge of HTML and JAVA (used for the creation of web pages).
- ◆ Understands the technology and stays abreast of trends that may impact purchasing decisions.
- ◆ Can maintain and enforce the company "vision."

Table 2. What to look for in a manager of information systems or a technology consultant.

4. Employees specifying equipment. Whether you're trying to learn new features of some software package or changing the motherboard on your system, you can find information about virtually any aspect of a PC, peripheral device or software, at any skill level. Now computer magazines are to the PC what the J.C. Whitney catalog was to the Chevy Impala 20 years ago. The PC has created a "techno-motorhead" culture: Employees (or friends) may be able to provide direction on purchases, but without expert guidance, you risk spending too much money for obsolete technology and could possibly miss out on newer, faster and more cost-effective solutions.

5. Lack of a software standard. It's pointless and costly to run different types of similar applications (such as using three kinds of word-processing programs to accommodate different employees' preferences). This situation usually crops up when employees bring in copies of their own programs and load them on the station's computers. It's confusing for employees when they routinely encounter different programs, and it tends to defeat any meaningful training efforts — not to mention the *huge* fines that the

station is exposed to without proper site-licensing of software.

6. Improper training. Many companies have paid dearly to outfit their computers with high-end software packages that employees don't fully understand. Training for most popular software is reasonably cheap, ranging from \$100 to \$500+ per employee, depending on the program and skill level. Training is performed in classrooms equipped with a PC for each student, or you can hire trainers to come to you and train small groups on the station's computers. It's also important to have a library of books and manuals accessible to interested employees who want to learn more in their free time.

7. No security plan. Computer viruses, unauthorized access to sensitive information, destruction of important information, mischievous hacking, fire and theft are just a few of the potential disasters that your company is exposed to on a daily basis. A comprehensive policy to minimize the potential for such losses should be created as part of the strategic plan. This policy should include specific actions that would be cause for termination and/or prosecution if violated. The policy should be made clear periodically in writing to the entire staff and acknowledged with employees' signatures.

Lost data costs companies millions of dollars each year. If your station has Internet access, be sure that the policy outlines the specific type of material an employee is permitted to upload or download using company accounts, whether in the station or outside the station. At the very least, abuse of station Internet accounts can cause your company plenty in bad press and embarrassment. You need a comprehensive disaster recovery plan that deals with such issues as backing up data, the location of those backups and a designated facility that can be used to re-establish critical business functions in the event of a catastrophe.

Adapting to change

Although the use of PCs has realized exponential growth worldwide, some industries have been slower to react than others — broadcasting among them. In a business that routinely agonizes over reducing expenses, it's ironic that radio broadcasters have been among the most inefficient users of computer-based technology to date. Only recently have factors like consolidation, integration of work and information flow, and the desire for an Internet presence spawned a more leading-edge awareness among station owners and managers.

With the right people in charge and a clear plan of attack, operating a computer-based business can be profitable and efficient to levels never achievable in the past. Just don't try to play the new game by the old rules.

Kevin McNamara, BE Radio's consultant on computer technology, is president of Exegesis Technologies, a consulting firm in New Market, MD.

FUNCTIONALITY, CONDENSED

Mixing Console for Live Broadcast, OB Vans, Recording, Theatres and Sound Reinforcement

new



- Modular 30mm concept • Up to 96 mono or stereo inputs available • STUDER transformers at in/outputs • Direct outputs, also in n-1 • 6 mono and 2 stereo AUX channels • Up to 8 group channels, 2 stereo master • High quality VCAs • VCA groups with separate linear master faders • Compressors/Limiters in each group and master module, assignable via patch-bay to any input • Meter bridge can be supplemented with all STUDER 170mm units • Integrated insert patch

STUDER 928 Professional Analog Mixing Console

STUDER
PROFESSIONAL AUDIO EQUIPMENT

STUDER Professional Audio AG, Althardstrasse 30, CH-8105 Regensdorf-Zurich
Switzerland, Telephone +41 1 870 75 11, Telefax +41 1 840 47 37

For more information please contact:

Austria: +43 1 866 54-0
France: +33 1 45 14 47 86
Germany: +49 30 72 39 34-0
U.K.: +44 181 207 50 50
or your local representative

Canada: +1 416 510 13 47
Japan: +81 3 34 65 22 11
Singapore: +65 225 51 15
USA: +1 615 399 21 99

H A Harman International Company

Circle (20) on Free Info Card

Improving FM transmission

By John Battison, P.E.

When considering the state of FM broadcasting today, perhaps its worst problem is caused by multipath reception. Although there's not much that can be done about the geometry and wave physics that apply to a particular set of transmit and receive antenna locations, broadcasters can perform some improvements that will ameliorate the audible problems that occur when multipath conditions are encountered.

Antenna systems

Because the vital last link in the FM transmission path is the antenna and its feeding system, it's extremely important to obtain the best possible installation when planning or moving your site. This includes all aspects of the radiating system and local terrain conditions.

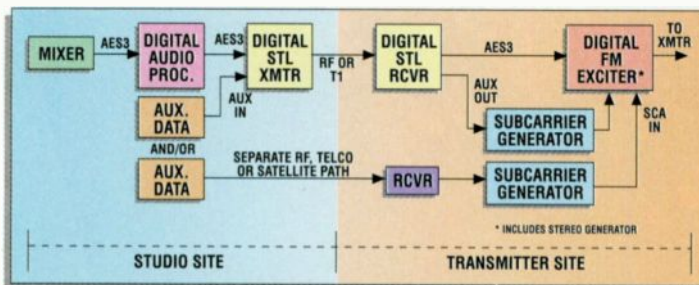


Figure 1. The all-digital FM air chain is a possibility today, and will become easier to implement as time goes on.

The antenna or transmission line may be contributors to a multipath-induced problem by producing parasitics that play havoc with signals. More often, however, transmitter tuning is the culprit, and it can be easily improved. Tuning for symmetrical group delay (i.e., equal group delay in the upper and lower sidebands) has been reported to reduce the distortion in a received signal when subjected to multipath conditions.

In some cases, directional FM antennas may help. Although they are normally used to prevent interference between short-spaced stations or to tailor the radiated signal to meet coverage requirements, directional antennas can also be used in an attempt to reduce or eliminate multipath problems. It's not unusual for a transmitter site to be in the vicinity of a single large reflector, such as a tall building or downtown group of buildings or perhaps a particular topographical feature that produces severe multipath to a major part of the listening area. A reduction in multipath may be obtained by suitably designing the antenna's radiation pattern so that a null or reduced power is directed toward this reflector.

A related problem is downward radiation, which can cause RFR compliance problems or RF interference to the transmitter building and nearby listeners. In these cases, a half-wave-spaced antenna can help, in which the 180° phase shift between upper and lower antenna elements results in a null directly below the antenna.

In some cases, it may be necessary to reduce downward radiation at an azimuth of other than 90° downward, such as where a null is needed to protect another nearby location. This kind of problem is found more often than you might suppose. For example, a university FM station may have a short tower on campus that is adjacent to a library or science labs. Even a low-power school station can play havoc with the library's electronic equipment or lab experiments. By changing the antenna element phasing to produce a null in a desirable direction, it may be possible to clear up the problem without getting into screened rooms and other expensive RF "hardening" of the affected buildings.

Changing transmission sites

Moving the antenna may also solve multipath problems — or at least relocate them to less problematic areas. For example, in a well-known lakeside city, the rooftops of two tall and relatively close buildings house most of the market's broadcast transmitters. Each building produces a strong reflection of the other's signals, but one's reflections are largely directed off-shore, while the other's affect a large part of the city.

Going to a higher site can help improve general coverage as well, both in town and on the fringe. Often, this can only be done by combining sites with competitor(s). When several stations get together and plan a single antenna with enough bandwidth to cover them all, an *RF combiner* will be required. The design and provision of this important piece of equipment will normally be the province of the antenna supplier, or more recently, by a transmission site operator (a relatively new type of business that manages a combined transmission site for stations).

However, it's the responsibility of each chief engineer to be sure that the station is properly designed into the system. Several types of combiners are commonly used. These include an older design known as the *Runout combiner*, along with newer models, such as the *Branched Star combiner*, the *Balanced combiner*, the *Notch-Filter Balanced combiner* and the *Isolator (or Circulator) combiner*. In major markets, the trend toward combined sites will likely increase, particularly as FM stations are kicked off TV towers that need capacity for their ATV channels.

Continued on page 62



Set It And Forget It.

MEET THE SHURE FP410, THE "HANDS OFF" MIXER THAT DELIVERS PERFECT SOUND AUTOMATICALLY. The Shure FP410 is not just another pretty face. It's a hard working portable mixer that forever solves the nagging problems of multiple open microphones. By automatically keeping unused microphones turned down, the FP410 dramatically improves your audio quality.

The secret: Shure IntelliMix® — the patented operational concept behind the revolutionary FP410. It thoroughly shatters existing standards for portable mixer performance and ease of operation.

Just set your levels and flip the switch to "Automatic." Shure IntelliMix does the rest.

- ◆ Its Noise Adaptive Threshold activates microphones for speech but not for constant room noise, such as air conditioning.
- ◆ Its MaxBus keeps the number of activated

microphones equal to the number of talkers.

- ◆ And its Last Mic Lock-On keeps the most recently activated microphone open until a newly activated microphone takes its place.



With Shure IntelliMix, you'll get a "seamless" mix that's as close to perfect as you'll find. Providing the cleanest, clearest sound you've ever heard from a portable mixer. And freeing you from the tedious task of turning microphones on and off.

For a closer look at the world's most efficient portable automatic mixer, call for more information, including the article "Why Use An Automatic Mixer?"

We think you'll agree: The Shure FP410 is automatically a classic.

Call 1-800-25-SHURE. The Sound Of Professionals...Worldwide.™


SHURE®

Itelco 1981-1998

35 years of experience

- **Modular design**
- **Reduced dimensions**
- **Perfect signal**
- **Fully reprogrammable***

* under patent



200 W L band DAB Transmitter

To get an optimized **DAB** transmitter we have simply followed the ingenuity of our design rules

Itelco for Digital Broadcasting



For further details please contact:

**Central and South America
North America and Canada
International**

Itelco USA Inc. 8280 N.W. 27th street, Suite 501, Miami FL • phone 305 7159410, fax 305 7159414
Itelco USA Inc. 9035 Wadsworth Pkwy, Suite 4450, Westminster CO • phone 303 4311699, fax 303 4312868
Itelco S.p.A. via dei merciarì, s.n.c. - P. O. Box 16 - zona industriale, Sferracavallo - Orvieto (TR) Italy
phone +39 763 316231 • Fax +39 763 316236 Telex 661013 Itelco

Circle (22) on Free Info Card

FCC examines regulatory fee structure

By Harry C. Martin and Richard Estevez

The commission recently initiated a Notice of Inquiry (NOI) to develop a better methodology for assessing FY 1997's regulatory fees for AM and FM stations. The NOI addresses a proposal submitted by the Montana Broadcasters Association. It outlines a new method of assessing regulatory fees that take into account market size.

Currently, the commission bases a radio station's annual regulatory fee only on its license classification. The Montana Broadcasters Association has proposed a methodology where regulatory fees would be based on the station's class and the size of the station's service area. Stations in more heavily populated areas would be assessed a higher fee, while smaller-market stations would pay less.

The Montana proposal uses the concept of radio markets, similar to those used in the assessment of TV regulatory fees, determined by the Arbitron market size. The proposal would create four separate radio market classifications: Markets 1-25, Markets 26-50, Markets 51-100 and Remaining Markets. The Montana proposal would also take into account the license classification. (See Table 1.)

The numbers in the Montana proposal don't take into consideration the increase in the aggregate amount of fees to be recovered by the commission that was adopted subsequent to the proposal's submission. The FCC has revised the Montana proposal to reflect the mandated increases. (See Table 1.) As the revised chart demonstrates, stations in larger markets will have to pay substantially more in comparison to stations in smaller markets.

The commission is concerned over such a result because although larger markets have more potential listeners, they also have a greater concentration of stations, and thus more competition. Comments and replies regarding the original and revised Montana proposal were due in December and early January.

EEO hints for renewal applications

One of the most important components of a broadcast license renewal application is the Broadcast EEO Program Report (FCC Form 396). The EEO Program Report solicits data on recruitment, hiring and promotion of women and

minorities during the year prior to the filing of the renewal application. Inadequate recruitment and hiring of minorities can be a major problem at renewal time.

Prior to granting a renewal application, the FCC analyzes the data contained in the EEO Program Report and the station's annual employment reports (which must be filed by May 31 each year) to determine whether the station's recruitment, hiring and promotion of women and minorities have been adequate. Careful preparation of the EEO Program Report helps stations avoid fines, reporting conditions and short-term renewals.

The most important steps toward preparing the EEO Program Report are adequate recruitment efforts and careful maintenance of recruitment and hiring records. For each position filled at a station, records should be kept

regarding recruitment sources contacted and the minority status and source of each applicant, interviewee and individual hired. All recruitment and hiring records should be carefully reviewed prior to preparing the EEO Program Report, so that all beneficial information can be included.

Although the EEO Program Report form asks for examples of sources contacted and contains only a few lines for insertion of information, all recruit-

ment sources should be listed. In addition, all minority applicants should be listed, including walk-ins, unsolicited resumes and referrals from business associates, if they are viable candidates for a position filled during the year covered by the report (e.g., a person with no engineering background would probably not be a viable candidate for a chief engineer's job). If additional space is needed, exhibits may be attached to the form.

Harry C. Martin and Richard Estevez are attorneys with Fletcher, Heald & Hildreth, PLC, Rosslyn, VA.

| MONTANA PROPOSAL | | | | | | |
|------------------|------------|------------|------------|------------|-------------|--------------|
| MARKETS | AM CLASS A | AM CLASS E | AM CLASS C | AM CLASS D | FM CLASS I* | FM CLASS II* |
| 1-25 | \$2,890 | \$1,710 | \$645 | \$815 | \$2,890 | \$1,940 |
| 26-50 | \$2,040 | \$1,140 | \$455 | \$575 | \$2,040 | \$1,370 |
| 51-100 | \$1,360 | \$760 | \$305 | \$385 | \$1,360 | \$910 |
| REMAINING | \$850 | \$475 | \$190 | \$240 | \$850 | \$570 |

| REVISED MONTANA PROPOSAL | | | | | | |
|--------------------------|------------|------------|------------|------------|-------------|--------------|
| MARKETS | AM CLASS A | AM CLASS E | AM CLASS C | AM CLASS D | FM CLASS I* | FM CLASS II* |
| 1-25 | \$11,500 | \$6,325 | \$2,575 | \$3,150 | \$4,875 | \$3,250 |
| 26-50 | \$6,675 | \$3,675 | \$1,500 | \$1,850 | \$2,850 | \$1,900 |
| 51-100 | \$3,550 | \$1,975 | \$800 | \$980 | \$1,525 | \$1,000 |
| REMAINING | \$1,000 | \$555 | \$225 | \$275 | \$430 | \$285 |

* CLASS I INCLUDES FM CLASSES C, CI, C2 AND D ** CLASS II INCLUDES FM CLASSES A, B1 AND C3

Table 1.

dateline

Radio stations in Texas must file their renewal applications on or before April 1, 1997. Commercial stations in the following states must file their annual ownership reports on or before April 1, 1997: Delaware, Indiana, Kentucky, Pennsylvania, Tennessee and Texas.

Creating content

New technologies are making production easier and faster — at just the right time.

BY SKIP PIZZI, EDITOR

Call it content, programming, music, news, audio, whatever — it's the essence of radio, and it's what brings listeners to the medium. What brings them to *your* station or service instead of others is the unique content you provide. Although it's often thought that this preference flows simply from the station's "format," much of the appeal of a particular radio station comes from the exclusive elements of its programming — its *local content*.

Typically, this content includes the sonic signatures of the station or service — its liners, themes, jingles and promo spots. It may also extend to some longer-form programming, such as locally created news, public affairs or music programs. Perhaps most importantly, for most radio stations, local production plays a key role in the lifeblood of the operation — the advertising process. Although national and other large accounts can afford to have their spots produced at outside studios, many smaller advertisers don't have any "creative" in the can, and they rely on the station at which they are placing advertising to produce their messages as well.

Clearly, the creation of audio content at every level of the industry — networks, syndicators and stations — is a critical part of the radio business. It serves the programmer's own promotional needs, as well as the demands of listeners and advertisers through its development of specifically targeted audio material. Any substantial change to this process should, therefore, be of great interest to radio professionals. The current movement toward the use of digital systems represents just such an important shift.

CONTENT IS THE KEY

This trend toward enhancement in local production capabilities comes not

Photo: At San Diego country station KSON-FM, Bryan Main records an announcer's voice tracks directly into a production room's DAW. (Photo courtesy of Orban.)



Creating content

a moment too soon as radio broadcasters brace for the arrival of new competition. Whether this competition comes from the wired (Internet or cable radio) or wireless (satellite DAB) domains, or both, it is likely that it will not be a highly localized service. A radio station's chief exclusive asset will remain its local content, so this trump card should be played to the hilt. Now is the perfect time to develop and expand a radio station's creative infrastructure to allow it to produce an increasing amount of local content.


Many listeners may not even realize how much they hear and rely on a radio station's local content — until it's gone. A station's format may indeed attract listeners, but the local content and particular style of the station is what keeps them or drives them elsewhere. One of the primary criticisms of today's cable and direct-to-home (DTH) satellite radio services has been a lack of human content and local information, making the programming seem more like high-quality background music than real radio. To counter this, future cable/DTH radio may include announcers and other continuity elements, but this is also not expected to include significant *local* content. The same applies to most current and proposed on-line audio services, as well as future DAB programming delivered by mobile-receivable satellites — Satellite Digital Audio Radio Service (S-DARS), in FCC parlance, which may be licensed later this year. (See "News," November/December 1996.)

An enhanced ability to create content may also allow stations to produce programming or advertising for use on other transmission services. This could allow broadcasters to turn lemons into lemonade by providing programming for some of the emerging audio services just mentioned. (See "The Future of Radio," September/October 1996.) It could also be applied (and in some cases, it already has been) to the current trend toward consolidation of station ownership. In such cases, one flagship station with highly developed production facilities can produce material for many smaller stations of the group.

This "remote production" concept can also take advantage of another emerging technology: the digital audio distribution network. These services can be employed to allow cost-effective, file-based (i.e., non-real-time audio data communications) transfers of produced programs or spots from a central production facility to stations. The same network can also be used to send "raw" audio elements (announcer voice tracks, advertiser-provided audio, phoner bits, etc.) from a local station to the production center for use in the creation of spots or programs for that station.

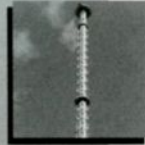
NEW TOOLS FOR THE OLD TRADE

Although radio production aesthetics still revolve around the seminal techniques of aural storytelling, entertainment and persuasion, the tools used to create today's programs are changing drastically. At the center of this change is a single trend that has been working its way through the industry for most of the last decade: The traditional use of a series of discrete devices for record/playback, mixing and processing of audio is being replaced by a more monolithic single device — the *digital audio workstation* (DAW).



RF COMPONENTS

- Transmission Line Rigid/Heliac
- Waveguide
- Filters/Combiners UHF/VHF



TV ANTENNAS

- UHF • LPTV
- VHF • Dual mode



FM ANTENNAS

- Sidemounts
- Panels
- Combined Systems



PANEL ANTENNAS

- FM • UHF • VHF

When You Want More Than Just An Antenna



Made in USA since 1954

JAMPRO ANTENNAS/RF SYSTEMS, INC.
P.O. Box 292880
Sacramento, CA 95829 USA
Phone (916) 383-1177 • Fax (916) 383-1182

Web address: <http://www.broadcast.net/jampro/>
E-Mail: jampro@ns.net

Circle (41) on Free Info Card

Use the *HotLine*

...when ISDN doesn't make sense

One-time remotes just got easier!

Sometimes it's impractical to install a special circuit like ISDN for a one-time remote. However, a plain telephone line is usually available. Wouldn't it be nice if you could have high quality two-way audio on that plain line? That's just what you get with the *HotLine*.


Special introductory price: \$2995

Call us for details

800-237-1776

<http://www.comrex.com>

COMREX
We make great connections



Wideband two-way audio on POTS
(Plain Old Telephone Service)

COMREX Corporation, 65 Nonset Path, Acton, MA 01720 USA Tel: 508-263-1800 Fax: 508-635-0401
Email: info@comrex.com Fax-on-Demand: 508-264-9973 Toll-free: 800-237-1776 in North America
or 0-800-96-2093 in the U.K.

Creating content

It is fairly well-known that DAWs are available in three basic types, defined by the computer upon which they are based: the Apple Macintosh, the IBM PC or a non-standard ("proprietary" or "dedicated") computer. Among the many variations between DAW systems, this is the most basic distinction. More important to most users, however, are other issues, such as user-friendliness of the human interface, processing speed/power and reliability.

The gravity of platform choice has grown recently as the issue of networking emerges. The days of the single, stand-alone DAW are fast receding, with the "sneakernet" method of audio transfer (via removable media) being replaced by *local area network* (LAN) interconnections between DAWs, news terminals, traffic/programming PCs and on-air delivery/automation computers. For optimum reliability and lowest cost of support, it is almost mandatory in such networked configurations that all computers be of the same platform type. While DAWs may come in three flavors, most of the other computers



Studio 1 at the BBC's Yalding House in London features multiple computer-based production systems. (Photo courtesy of SADIE.)

and software used in the radio environment (particularly the on-air audio delivery/automation systems) are strictly of the IBM PC type.

This argues for PC-based DAWs at most radio stations (of which there are now several systems highly appropriate for radio production). On the other hand, pure *production* operations without an on-air delivery component to

their businesses can still choose from the wider universe of platforms without penalty. In addition to the radio-friendly PC systems, this includes several Macintosh-based and proprietary-platform systems that are also quite useful for radio production.

POWER TO THE PRODUCER

The value of integration in the DAW is

Downsides of the DAW

By Steve Rowland and Skip Pizzi, editor

Digital audio workstations (DAWs) have had a major impact on the world of professional audio production. There is no question that a decent, high-end workstation can accomplish tasks impossible in the analog domain.

Although there are some applications in which razor-blade editing a reel of analog tape is still the most time-efficient, producers and stations are increasingly turning to DAWs for their more complex projects.

AN UNANTICIPATED PROBLEM

As with any bit of progress, there are a few downsides that accompany this trend: 1) cost; 2) the learning curve of digital production; 3) potential for mysterious and total loss of work on occasion; 4) backup and archiving requirements; and 5) isolation. The last item may seem puzzling, but it turns out to be an unexpectedly serious problem for many producers who have moved to DAW production.

In any creative endeavor, there are penalties to be paid when one person does too much work alone and without feedback from others. Traditionally, most producers of radio programs or spots would necessarily encounter collaborators, either in gathering audio elements, writing the script or mixing the final product. As the work progressed, this interaction would inevitably expose the producer to variations or completely new ideas, and the project would grow. This iterative process of idea-sharing is invaluable in its benefits to the end product.

These working relationships and delegations can also allow the producer to concentrate on purely creative concepts and let others worry about the execution of those ideas.

CONSOLIDATION OF LABOR

Now enter the different world of an "I-can-do-it-all" digital audio

workstation. A station or producer can buy a DAW for the production studio or perhaps the producer's home. The user(s) will probably need a few weeks to learn the system and debug the platform. Thereafter, producers can work without waiting in line for studio time at the station or incurring exorbitant bills at an outside production house.

But hang on: For some producers, this is a steep hill to climb. Learning how to mix, how and when to use equalization/compression/limiting and other effects, where to set levels, pans, sends, returns, buses, along with a myriad of other details — all in a couple of weeks — is a lot to ask. Consider also the basic computer or operating-system (e.g., *Windows 95*) literacy that some producers may also have to acquire on such a fast track. Is this a realistic expectation?

Naturally, the answer depends on the individual producer. But either answer will be accompanied by problems. If the producer can't hack it, the DAW will be relegated to a distant desktop and traditional techniques will prevail. The production equipment budget may seem improperly spent. Yet if the producer excels at the DAW's operation, other more elusive problems may occur.

LONELINESS OF THE LONG-DISTANCE PRODUCER

The first difficulty encountered by the DAW-based producer is the distraction of logistics. A lot of the producer's brain power is expended in just getting the audio into and out of the computer, and in getting it to "sound right." This may result in a lot of worrying about all of the technical details instead of worrying about the creative processes of the mix — a risk of missing the forest for the pine needles.

Second, there is little or no human interaction. Sure, this is the

ON AIR

When the ON AIR light glows, there's no time for amateurs or pretenders. That's the reason top professional broadcasters choose Neumann. Rich, smooth, sound – warm, silky tone. Neumann microphones have that classic presence which makes any announcer sound their absolute best. And in broadcast, sound is everything.

Neumann has a comprehensive range of microphones to suit virtually any application and budget. Contact your Neumann dealer today and discover the secret of the pros.

Neumann... the choice of those who can hear the difference.



Neumann USA

PO Box 987, Dept. 149B, Old Lyme, CT 06371 Tel: 860.434.5220 Ext. 149B • FAX: 860.434.3148
West Coast: Tel: 818.845.8815 • FAX: 818.845.7140
Canada: Tel: 514-426-3013 • FAX: 514-426-3953 • Mexico: Tel & FAX: 52-5-639-0956
World Wide Web: <http://www.neumannusa.com>

Circle (52) on Free Info Card.



Creating content

primarily evidenced in its speed of production, although its space-saving advantages are also noteworthy. Having a unified recorder/mixer/processor on the desktop is powerful stuff for the competent operator or producer. It allows great creative control, fast working and high audio quality in the end product. Perhaps most important is the DAW's encouragement of experimentation, however. A DAW's speed and convenience may make a producer more willing to attempt a variation that might have been considered too difficult or time-consuming with traditional equipment. Furthermore, an "undo" command is all that's required on the DAW to

revert a production to its previous form, should the variation prove unsuccessful.

One specific technique in vogue among producers of radio spots today is the use of several different processing treatments in rapid succession on the same announcer's voice. This is


often accompanied by a slight overlapping of the announcer's lines, as if the lines were being read by several different announcers, each in different acoustical spaces, in real time. (The technique traces its roots back to detective

split apart into several sections, with each section assigned to a separate *virtual track*. Using "point-and-click" (or "drag-and-drop") screen commands, the start point of each track can then be adjusted in time so that it begins just

before the preceding section ends. (This is usually called "time-slipping," and is a key technique not possible with conventional multitrack production equipment.) Finally, many DAWs offer *digital signal processing* (DSP), with which a different equalization, compression, pan position and reverberation can be assigned to each track. Some DAW designs allow these multiple processing settings to be applied in real time as the mix occurs. Multiple iterations and variations can be attempted in an

automated-mixdown fashion until the "perfect" mix is built.

The original files can be stored and the mix recalled and revised at a later session for other uses or updates. For example, the same generic spot can be used in different markets with the change of a single line or tag. Once the



Some DAWs offer multiple screens for simultaneous viewing of different processes, such as this music production room at NPR headquarters in Washington, DC. (Photo courtesy of Sonic Solutions.)

stories from the golden age of radio drama, although it has been considerably advanced and adapted by contemporary radio artists like the Firesign Theatre and Ken Nordine.)

Most DAWs lend themselves remarkably well to this technique. A linear voice recording is easily edited and

producer's piece, and now all control rests in his or her hands. But how reliable is the producer's judgment at the end of a 10-hour, all-night session spent alone gazing into a video monitor? A little personal contact goes a long way to break up the stress of such sessions ("What if we tried it this way?" "Do you think that works?" "I know an effect that would work well here," etc.). The DAW empowers a station to create an environment in which that kind of interaction may rarely occur.

Technology can provide a partial solution by allowing POTS or ISDN interconnection between the isolated producer and others for auditioning of production work. Or the station-based producer can (and should) force other staffers to come into the studio to listen and critique. But this is often done only at the end of a production, whereas some of the most useful feedback often occurs earlier in the process. In the case of telecommunicated feedback, there may also be a lot of waiting around for responses, which can deflate any momentum a producer might have built up during a particularly creative session.

SOLVING THE PROBLEMS

The answers to this dilemma aren't entirely clear, but the issues should be acknowledged up front. Producers and managers must be aware that the DAW is not a complete panacea and the ultimate engine of a station's production efficiency. Consider the practical, technical and aesthetic advantages of the DAW — or an interconnected network of DAWs — and exploit them. But don't forego the

beneficial elements of the production process that producers and engineers have developed successfully over the years.

Producers who have moved to DAWs and work with them in solo fashion report that about half the time they love it, and half of the time they're desperate for a second pair of ears or some operational help. Clearly, the DAW gives producers an increase in creative control, but the isolation it engenders must be addressed.

Acknowledge that the operation of a DAW (especially the more powerful systems) may be a specialty unto itself, and that some producers may be better off working with such a specialist in a team effort. Also allow for time in production scheduling so that the exposure to alternate ideas can still occur — throughout a project's course, not just at the end when it's too late to make substantial changes. Finally, realize that without such accommodations, a DAW presents the most efficient platform ever created for burning out producers.

The DAW is a powerful tool, but its power must be applied responsibly. Each station and each production team will have to weigh the DAW's advantages and drawbacks for itself. Without doubt, however, the DAW confronts the industry with a fundamental change in the creative process of audio production.

Steve Rowland is a Peabody award-winning radio producer based in Philadelphia.

TELLING IT LIKE IT IS ...

...about DAD^{PRO}, the Digital Audio Delivery system that's ideal for both Production and On-Air, whether Live Assist or Automated, small market or large



"In our pre-purchase research, we found that the most common compliment paid to competitive units was that their technical support staffs were always there when the system crashed. When we talked with DAD users, they hardly knew anyone at ENCO since their systems had never gone down. That's the kind of compliment I was looking for! DAD's segue editor feature revolutionizes automation. We pre-program the entire station, then the talent previews and customizes their breaks to give us a totally live feel. Plus, we simulcast both stations and DAD lets us easily set up separate spot schedules. It's major market ready, and built like it."

Philip Urso, GM
WDGE/WDFB,
Providence, RI

"We've had five DAD workstations in action for over a year, and I really don't know how we could get along without the system. It allows all three of our stations to present a consistent on-air sound and frees the talent to concentrate more on communicating with the audience. We're still finding new and innovative ways of using the system a year later. In my opinion, if you're planning on automation, you can't do it RIGHT without ENCO!"

Chris Andree, Asst. PD
WWKL/WYMJ/WCMB,
Harrisburg, PA

"We're a news programming provider and deal with a large number of actualities every day, so speed in production and getting it down the line are paramount. DAD allows us to bring information in, and seconds later it's ready to go. The greatest feature is the ease of editing and file transfer between our four workstations. On-air is a breeze."

Dane Wilt
Radio News Company,
Las Vegas, NV


"Way cool. The greatest thing about DAD is that it acts and thinks like a cart machine and doesn't intimidate the talent. We use touchscreens, and the learn curve is about 2-1/2 hours before they're up and running. From an engineer's standpoint, it's great because DAD uses off-the-shelf hardware, so maintenance is a snap."

J.R. Rogers, Asst. CE
KSON/KIFM,
San Diego, CA

"The DAD system was on the cutting edge of systems we looked at, and there was some initial reluctance to enter the digital arena. After having the system in-house for a month, the entire production and on-air staff felt like they could never do without it again. Now our news staff has a system of their own, and we're getting a third system for our sister TV station."

Chuck Whitaker, PD
WSBT, South Bend, IN

Call your DAD dealer or ENCO for complete information.

**ENCO**
SYSTEMS, INC.

ENCO America, 24555 Hallwood Court,
Farmington Hills, MI 48335 USA
Tel: 800-ENCOSYS (362-6797); 810-476-5711; Fax: 810-476-5712
Web Site: <http://www.enco.com>

Creating content

line is replaced, the original mix and processing can be recalled, allowing quick and efficient production of an alternate version.

This kind of production power was once the sole province of the most sophisticated and expensive studios, but it can now reside on every producer's desktop in a small, affordable and easy-to-use system.

IT'S A NON-LINEAR WORLD

The value of a DAW's non-linear storage methodology is clearly evident in its random-access capability during production, as exemplified in the preceding section. Yet, this architecture is also important in other ways.

Delivering the produced audio programs and spots from the DAW to the air is possible in an integrated fashion via file-based transfer over a LAN that connects the station's DAW(s) to a

computer-based on-air delivery system. This same LAN can also connect several DAW's to each other for sharing of audio files or to a file server for access to a common audio library of sound effects and production music.

Two issues are critical in this interface: the speed of the LAN must be adequate (100Mb/s recommended) and the various computers and audio file formats involved must be compatible. A number of DAW's and digital radio automation manufacturers have built data bridges that allow such compatibility between their systems. File conversion routines and data entry screens allow a produced spot on the DAW to be easily transferred to the automation system for later automated airplay. Such delivery can even be accomplished between facilities or stations, using *wide area networks* (WANs), ISDN interconnections or to one of the previously mentioned digital audio distribution services.

This non-linear basis for radio program production and storage will also pay large dividends when a broadcaster moves toward provision of on-line audio services. Any interactive or "on-demand" delivery of audio programs via the Internet inherently requires a non-linear computer-based audio storage architecture. Unlike today's typical approach of stations dabbling with on-line audio by placing their air signals on the web, the real value of future Internet radio may come from on-demand access to streaming audio. This will allow a listener to request a program from a menu of offerings, and listen to it (with stop, rewind and fast-forward capabilities) immediately and in real time. If the station offering such service was not already producing and storing programming in a non-linear, computer-based fashion, interactive on-line audio service would not be feasible.

The capacity to produce radio programming in digital, non-linear form is here today in a cost-effective and user-friendly form — and not a moment too soon. The need for such capability has never been more critical to the survival and continued evolution of the radio industry.



New Dynamax MX/D Digital Console

The Sensible Solution, Sensibly Priced

- Conventional 8 channel on air layout eliminates special operator training
- Selectable analog and digital input modules enhance future flexibility and usefulness
- A/D input modules with 18-bit precision converters provide transparent digital audio
- Digital input modules with SRC accept both AES/EBU and SPDIF formats
- XLR input and output connectors simplify installation
- Solid steel construction ensures durability and RF immunity
- Main DSP Board with 24-bit internal processing and 48 kHz sampling rate designed for reliability by industry leader Graham-Patten Systems

Available Now!
Call for more information



DYNAMAX
BROADCAST PRODUCTS BY FIDELIPAC®

Fidelipac Corporation
P.O. Box 808 • Moorestown, NJ 08057 • USA
TEL: (215) 464-2000 • FAX: (215) 464-1234

Circle (43) on Free Info Card

FOR MORE INFORMATION
Circle (102) on Free Info Card

Here's a Happy Guy...

(he's using our on-air phone system!)



Modular Integrated Telephone Systems from IDI

You'll be happy too when you get your hands on our MITS:

Your talk shows will run flawlessly on included screener/host software and hardware.

Your call-in/contest shows will run smooth and smokin' fast.

Your multi-station site will have all its studios networked with the main PBX.

Your independent studio will use the system as its office PBX.

On remote you will have total telephone system remote control.



10 Line MS Work Surface



No other system can match **MITS** innovative features: friendly user-designed keyboards, outstanding single studio capabilities, graphic LCDs, an integrated talkshow system, remote control operation, networks of up to 30 studios and 250 shared lines, existing PBX integration, stand-alone PBX operation, low cost edit/production suite hardware and our state-of-the-art crash-proof software design.

Call us to find out how our ultra-reliable system can make your phones work for you.



Innovative Devices, Inc.

1-800-661-2881


email: info@innovadev.com
website: <http://www.innovadev.com>

Circle (44) on Free Info Card

Catching signals from the sky

Satellite receive antennas don't last forever, and their requirements are becoming more stringent.

BY JIM McEACHERN



Radio stations equipping themselves for satellite reception use a number of criteria for antenna selection. The three most important factors to consider are: 1) antenna gain suitable for the station's location in the satellite footprint; 2) sidelobe performance; and 3) durability. Not surprisingly, however, a fourth factor — the cost of the antenna — often becomes the overriding issue in a station's antenna selection. Because of this emphasis on cost, the minimum required antenna gain has often been the sole engineering criterion used in antenna selection.

A lot has changed in the satellite environment, and these changes should be evaluated when replacing a dish or building a new facility.

SOME HISTORY

When audio distribution for radio broadcasting by satellite began in 1979, there were relatively few satellites in operation. Four-degree spacing between satellites was considered to be unusually close. As satellites replaced terrestrial distribution of video and data, the

Photo: Today's satellite antennas come in a wide variety of types and sizes — some are more appropriate for broadcast use than others.

The Missing Link in your Digital Air Chain

Serial Sound
Broadcast Consoles
by **Logitek**



Assignable inputs

Built-in router

Up to 32 stereo inputs

Up to 32 pgm & mix-minus outs

Mix analog and digital ins & outs

Rate conversion on digital inputs

20-bit analog I/O

16 to 24 bit digital I/O

Machine control interface

16 MByte delay & reverb memory

Rackmount Audio Engine

32-bit floating point DSPs

Run two consoles from one engine

Easily connect automation systems

Direct factory support via modem

800-231-5870 - fax 713-782-7597 - email help@logitekaudio.com - <http://www.logitekaudio.com>

Circle (53) on Free Info Card

Catching signals from the sky

number of geosynchronous satellites rapidly increased, and the spacing between them decreased.

In 1986, primarily at the behest of commercial video entities, the FCC adopted a rulemaking that permitted 2° spacing between satellites. At the same time, it placed the burden of interference avoidance in the 2° environment on the licensee or registrant operating

a receive-only earth terminal. The FCC's terminology states that "...the actual level of any protection desired by an applicant from intersatellite interference for small receiving earth station antennas will be achieved by the choice of receiving antenna performance selected by parties installing new receive-only earth stations."

Today, the 2° spacing of the U.S. broadcast-satellite arc is essentially complete. A density of satellite signals that

was once considered not feasible is now the norm.

At the same time that the spacing between satellites has decreased, the power-level differences between fully saturated video carriers and the *single-channel-per-carrier* (SCPC) signals often used for radio broadcasting have increased. For example, the amplifiers used for the transponders on Westar I in 1979 were rated at 5W output; today's Telstar 401 transponders are rated at 23W output — an increase of 6.6dB.

Finally, consider how polarization is used to increase each orbital position's effective bandwidth: Broadcast satellites use cross-polarized transponders that double each satellite's bandwidth and extend the frequency-reuse potential of the band (either C or Ku), with each satellite assigned a frequency plan that is cross-polarized from its 2°-spaced neighbors.

A density of satellite signals that was once considered not feasible is now the norm.

For example, in the C-band, transponder 3 on the Galaxy 4 satellite (99° W longitude) is *horizontally* polarized for downlink, while the same transponders (i.e., using the same downlink center frequency of 3,760MHz) on Galaxy 4's 2°-spaced neighbors' Telstar 401 and Spacenet 4 are *vertically* polarized. This implies that 4°-spaced satellites have co-polarized frequency plans. In this example, the same transponders on Galaxy 3R (at 95° W) and GE-1 (103° W) are *horizontally* polarized, providing similar RF characteristics to transponder 3 on Galaxy 4. (See Figure 1.)

This mode of operation, therefore, requires stations to carefully polarize their receive antennas in order to null out the unwanted co-frequency energy of opposite polarization that appears at 2° off-axis. It also places increased isolation-performance demands on the antenna, because of the co-frequency, *co-polarized* energy at 4° off-axis.

ONCE YOU'VE
SET THE STANDARD,
THERE'S ONLY
ONE THING TO DO



RAISE IT.

Ward-Beck **RENAISSANCE** Series consoles once again set the standard for today's desktop radio environment. • They offer easy integration with automation systems; modular units to make expansion and service easier; 4 telco send outlets; 8 to 24 input channels; live, live assist and walk-away operating modes, and more. • Once you've seen the quality of Ward-Beck, you'll understand why Renaissance is the first choice of discerning radio engineers the world over. • Call toll-free 1-800-771-2556 or write, Ward-Beck Systems Ltd., 841 Progress Avenue, Scarborough, Ontario, Canada M1H 2X4. In Toronto call (416) 438-6550 or fax us at (416) 438-3865.

WARD — BECK SYSTEMS LTD.

Circle (54) on Free Info Card



STMM-200

OMB America
 3100 NW 72 Ave # 112
 MIAMI, FL, 33122
 Phone: 305-477-0974
 1- 888-OMB-4-USA
 Fax: 305-477-0611
 E-MAIL: ombradiotv@aol.com

FM MODULATION MONITOR AND SIGNAL STRENGTH METER CAN YOU BEAT IT?


The STMM-200 Allows Control And Monitoring Of The Following Parameters:

- Peak deviation values measured in Khz.
- Intermediate deviation values measured in Khz.
- Right/Left channel levels.
- Channel separation values.
- Carrier level @ 19 Khz.
- Received signal level.
- Audible and visual alarm for overmodulation 50 or 75 Khz

Technical Specifications

| | |
|----------------------------------|--|
| Frequency Range | 87.5 - 108 Mhz (Band II) |
| Frequency Steps | 10 Khz |
| Image Frequency Rejection | >52dB |
| IF Rejection | 90 d |
| LOC Attenuation | 25dB |
| Saturation Level | 120 dBV |
| Sensibility | 10 uV for Signal-to-Noise of 50 dB |
| Signal-to-Noise | > 70 dB with 1 mV 1N |
| Intermediate Frequency Bandwidth | 300 Khz 1.5 dB |
| Margin of Error for Deviation | +/- 0.5 dB |
| Measurement Precision @ 15 Khz | +/-0.5 dB |
| Stereo Level Precision | +/-2 dB |
| RF Level Precision | +/-3 dB |
| Audio Distortion | <0.25% |
| Stereo Separation | 40 dB within 200 Hz - 10 Khz |
| RCA Audio Level | 0 dB @ 600 |
| XLR Audio Level | 4 Volts PdP @ 600 |
| Power supply | 220 Vac. 25 Watts+1 1/2 Volts external |
| Working Temperature | 0 - +50 °C |

\$ 1,550.00



Catching signals from the sky

Some antennas are just not up to the task. Compromises made in those three basic antenna-selection criteria mentioned earlier may come back to haunt you.

ANTENNA GAIN

Most antennas sold to radio stations for C-band downlinks today have diameters between 2.4m and 3.8m (eight feet to 12 feet), with advertised gains be-

tween 37.5dBi and 42.9dBi. (The dBi is a unit used to quote gain referenced to an *isotropic* or non-directional antenna.) When purchasing a new antenna, make sure it has sufficient gain to deliver an adequate *carrier-to-noise ratio* (C/N) for analog operation or adequate *energy-per-bit above noise* (E_b/N_o) performance for digital operation.

For instance, a typical C-band digital SCPC audio system today has a system design goal with a worst-case E_b/N_o of

8dB. This provides a minimum operating margin of 4dB above the E_b/N_o of 4dB at which the system's audio encoding fails and the audio mutes.

Under today's conditions, if antenna gain is used as the sole antenna-selection criterion, the expected performance can approximate a "going downhill with a tail wind" environment. Remember that real-world conditions cause downlinks to cope with not only the *noise* in C/N or E_b/N_o , but also with *interference* — and the interference can be considerably greater than the noise. This is where the sidelobe performance of the antenna becomes so important in discriminating against the undesired signals from adjacent satellites.

ANTENNA SIDELOBE PERFORMANCE

Unfortunately, the FCC's "2°-compliant" antenna gain envelope (as specified in ¶25.209) doesn't offer much help, mainly because of the large power differences between SCPC and video transmissions. (See Figure 2.) While this envelope ($29 - 25 \log_{10} \Theta$) is defined in terms of absolute antenna gain for angles off the axis of the antenna, it doesn't take into account the *on-axis* gain of the antenna. The most significant factor in sidelobe rejection is the *difference* between the on-axis and off-axis gain at a specific angle, which the commission's specification does not adequately address.

To illustrate the problem, consider a commonly used 3.8m (12-foot) antenna with an advertised gain of 42.9dBi. Satellites with 2° spacing (which is measured from the center of the earth) appear to be about 2.2° apart when viewed from the earth's surface. The gain of an antenna meeting the FCC's "2° envelope" at 2.2° off-axis is 20.4dBi, which is 20.5dB less than the advertised on-axis gain of this particular antenna. At 4.4° off-axis, the "2° envelope" gain is 12.9dBi, which is 30dB less than the on-axis gain.

Assume that the antenna is aimed at the previously mentioned Galaxy 4, for reception of SCPC audio signals. Now consider that the saturated downlink power of a transponder on the 2° neighboring satellite Telstar 401 as measured in Washington, DC, is about

Efficiency: (*e-fish'en-see*) n. 1. the most effective use of available resources; 2. great things in small packages; 3. Crown's new FM 2KW amplifier.



Stop the presses on all dictionaries! We're redefining efficiency with our new 2 KW FM amplifier. This broadband amplifier requires no field or factory tuning and provides 75–80% RF efficiency across the band. The design features hot swappable, 500-watt power modules, and a responsive protection mode. The separate DC supply is power factor corrected and 90% efficient. Both units are lightweight and compact for easy installation and overnight shipping if required. Use the amplifier and supply with your existing exciter or upgrade to a Crown exciter for an unbeatable transmitter package.

Can we unwrap one for you?



Phone: 800-294-8050; Fax: 219-294-8222
1718 W. Mishawaka Rd., P.O. Box 1000, Elkhart, IN 46515-1000

Circle (56) on Free Info Card

No manual required

but we'll send you one anyway



If traditional audio production is analogous to walking, a digital audio workstation is the equivalent to flying.

Unfortunately, a lot of audio production software can seem like the equivalent of 747 cockpit controls: serious technoid overkill when you're just trying to get from point A to point B.

That's why we developed the **Express™** software interface for our **Prisma™** workstation hardware. So you can enjoy workstation speed and maneuverability instead of logging frustrating hours just trying to get the thing off the ground.

Express is *the* creative tool for radio

broadcast production with a clean interface so simple that even your program director could learn it. *Everything you need is on a single screen* — cut/copy/paste buttons, snapping/grid controls, faders & pans, a transport that is very familiar, a pull-down sound library list, and the ever popular 10-level undo/redo. And the best part is, it works the way you work — quickly and intuitively. So you don't have to spend endless hours *inside* a manual deciphering cryptic icons, memorizing multiple keystroke combinations, and struggling with computerese.

Not that we cut out any feature you might *need*; we just took out all the *stuff* you *hate* about digital workstation software. Like nested menus, tricky hardware set-up, and way too many screens piled up on top of each other.

But Express isn't just some kind of "dumbed down" product. Lurking underneath this deceptively simple interface lies a tremendous amount of power and capability that allows you to accomplish even the most difficult editing tasks. Powerful tools like time compression/expansion, normalization and one-touch submix.

Prisma systems also work well in groups, with Internet-compatible network audio transfer between systems in different rooms or across the planet. You can even send a spot you've created in Express directly to one of several popular digital on-air delivery systems — all ready to play.

And if you *really* want to get going fast, we'll build you a complete turnkey Prisma system, so all you need to provide is some desk space and a power outlet.

So don't just sit on the runway reading the manual. Grab the controls and fly. **Express for Prisma.** Get it done while you're still young.



"I've always known my Prisma system was speedy. Then I got my hands on the new Express software. Its simple interface and intuitive tools make *virtually* every radio project a snap. It's easy, it's fast... and it makes mounds and mounds of carrot salad. We love it!"

Dave Green
Director of Production Services
Paxson Communications, Orlando

EXPRESS
for Prisma

Feature Bullets with Tiny Print

- 8 tracks with instant vertical and horizontal zoom
- Over 250 markers and 99 auto-locate points
- Fast bipolar waveform views
- Easy head and tail trim
- Directly draggable fades and crossfades
- Snap sounds to markers, grid, current position, or other sounds
- 10-level undo/redo
- Customize keyboard and MIDI controller hot keys to match your working style
- Several popular tactile work surface options to choose from
- Trade sound files and projects with other Spectral workstations via removable media, local networks, or the Internet
- Direct PCM or MPEG network transfer to popular digital on-air delivery systems
- Complete turnkey Prisma workstation systems available
- Free software updates and upgrades for 1 year

Here's the Really Fine Print

Express is just one of three compatible software interfaces for Prisma — and editors are just a part of our product line. Turn to Spectral for an established company specializing in digital audio workstation and connectivity solutions. Call, fax, or e-mail for complete, detailed information on our practical approach to enhanced productivity and for a new tuna salad recipe.

Circle (57) on Free Info Card

SPECTRAL, Incorporated
18800 142nd Ave NE Woodinville, WA 98072 USA

Toll free sales phone: 800 407 5832 Not-the-sales-phone phone: 206 487 2931 Fax: 206 487 3431

<http://www.spectralinc.com>

E-Mail: sales@spectralinc.com



SPECTRAL
A Spectralink Company

Catching signals from the sky

39dBW EIRP (effective isotropic radiated power). As a paper exercise only, and assuming that this antenna follows the 2° gain envelope exactly, the power received from 2.2° off-axis would be the equivalent of 16.5dBW (39 - 20.5). Assuming that the downlink EIRP of the SCPC channel received on-axis by this

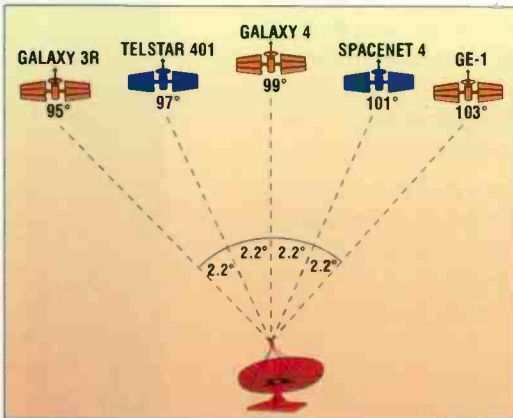


Figure 1. The central portion of the geostationary satellite orbit serving North America. Satellite locations are in degrees of West longitude (not drawn to scale).

antenna from Galaxy 4 is about 18dBW, on paper there is nearly equal energy being received by this antenna from both off- and on-axis.

In the case of satellites spaced 4° from the desired satellite, the off-axis energy received would be the equivalent of 9dBW (39-30). Any additional losses to the on-axis performance due to lower-power SCPC carriers, the use of smaller antennas with lower gain, mis-pointing, mis-polarization or the antenna not meeting its advertised specifications for one reason or another will worsen the discrepancy. Fortunately, most antennas in good condition display better performance than the examples above.

Finally, remember that in 2°-spaced situations, first-adjacent transponders are co-polarized. When these adjacent transponders are of widely divergent power levels, insoluble interference problems can occur. In this example, transponder 4 (centered

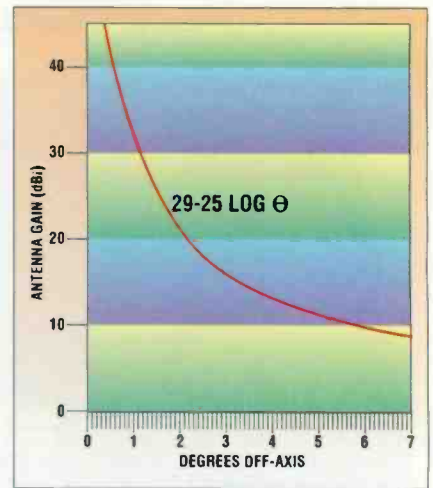



Figure 2. The FCC's "2°-compliant" antenna-gain envelope for downlink antennas (from §25.209).

at 3,780MHz) on Telstar 401 is used for video service. The ingress of such high-powered video signals into downlink antennas attempting to receive SCPC signals from Galaxy 4 on transponder 3 has rendered the upper 10MHz of transponder 3 unusable. In such cases, any protection afforded by "2°-compliant" antennas is rendered worthless.

Analog & Digital A2-D

Audio Measurement System

The affordable instrument
Designed to meet the challenges
of tomorrow's testing needs

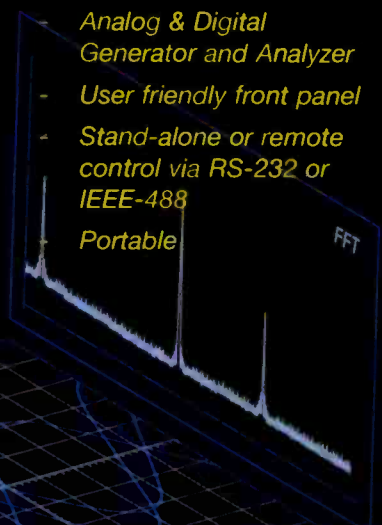


Analog & Digital
Generator and Analyzer

User friendly front panel

Stand-alone or remote
control via RS-232 or
IEEE-488

Portable



We set the standard in making audio testing AFFORDABLE

NEUTRIK AG
Liechtenstein
Tel: 075 1 237 24 24
Fax: 075 1 232 53 93

NEUTRIK Instrumentation
USA / Canada
Tel: 0514 344 5220
Fax: 0514 344 5221

NCV
Tel: 0941 99 97 72

NEUTRIK UK
Great Britain
Tel: 0983 811 441
Fax: 0983 811 439

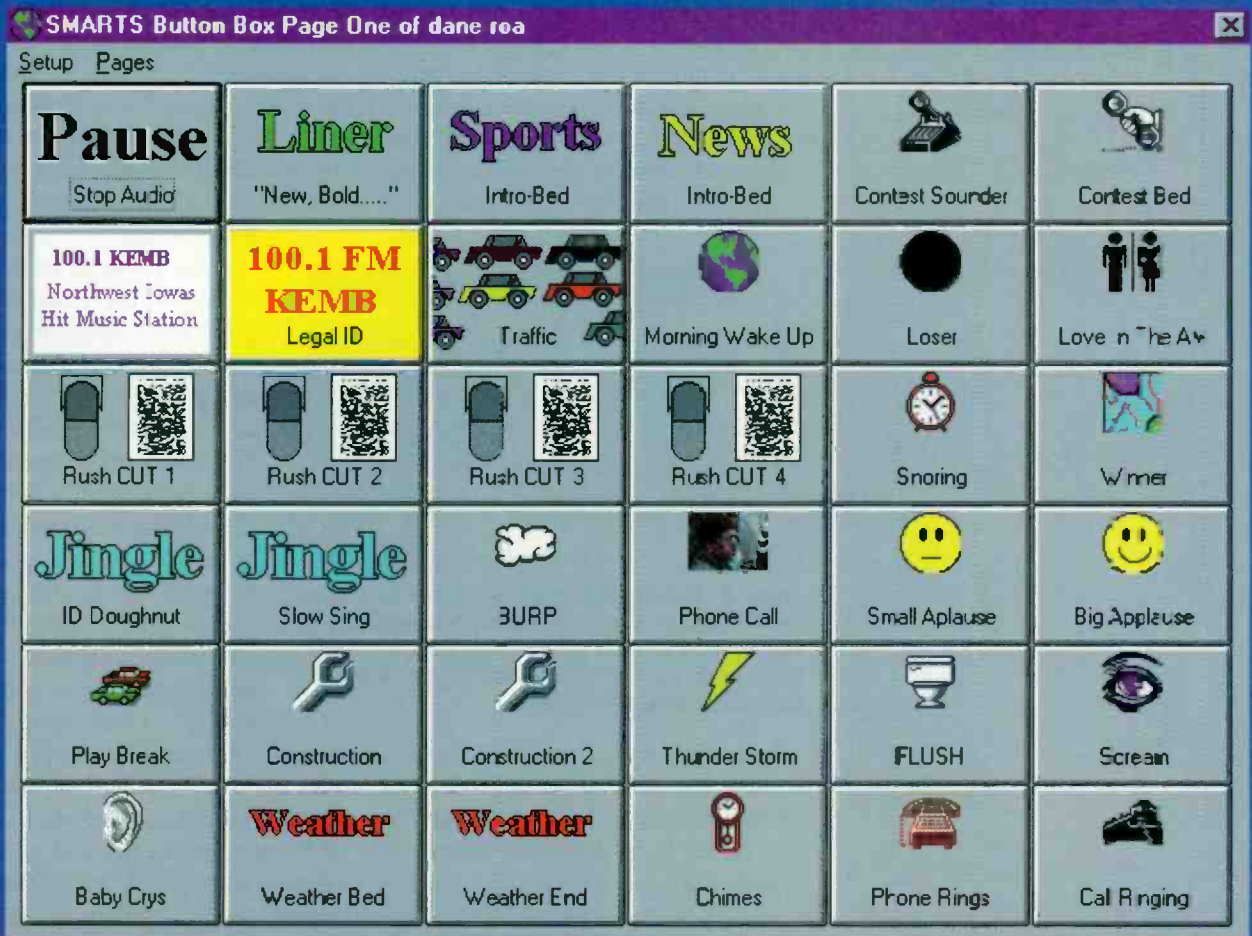
NEUTRIK Zürich AG
Switzerland
Tel: 01 734 0400
Fax: 01 734 3891

NEUTRIK®

CONNECTING THE WORLD

Circle (58) on Free Info Card

Touch Me In The Morning!



Or any other time of day for that matter!

Smarts Broadcast Systems introduces **The Right Touch**. Over 900 individual, programmable audio events, available at the touch of the screen! It works with the SMARTCASTER Digital Audio System, but plays to separate inputs on your console, so you have total control of content and levels. It's a touching experience! Contact us today at 800 747-6278. Fax us at 712 852-5031, or Email us at smarts@ncn.net. Visit our Website at <http://www.ncn.net/smarts> for more information on all our products.



Think of Them as Reference Monitors You Can Wear

When you need to hear exactly what you've recorded... nothing more, nothing less... then only Sennheiser's HD 25 SP will do. Excellent isolation, with clear, accurate reproduction are the trademarks of these reference-quality headphones. Plus, they're MUCH more comfortable than wearing speakers.

Your project studio is incomplete without the HD 25 SP. Check them out today at your local Sennheiser dealer.



HD 25 SP



SENNHEISER

6 VISTA DRIVE, P.O. BOX 987, OLD LYME, CT 06371
TEL: 203.434.9190 • FAX: 203.434.1759

IN CALIFORNIA: 4116 WEST MAGNOLIA BLVD. SUITE 100, BURBANK, CA 91505 • TEL: 818.845.7366 • FAX: 818.845.7140

IN CANADA: 221 LABROSSE AVE., PTE-CLAIRE, PQ H9R 1A3
TEL: 514.426.3013 FAX: 514.426.3953

Circle (61) on Free Info Card

Catching signals from the sky

POLARIZATION ALIGNMENT

Improper antenna polarization is the most common problem encountered by downlink antennas. While a certain degree of difficulty is created by many stations not having a spectrum analyzer readily available, more sites are mis-polarized because of a misunderstanding of the principles of antenna polarization.

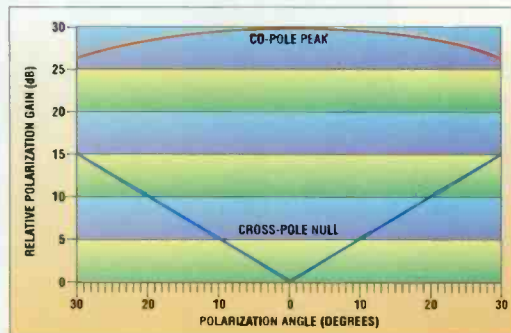


Figure 3. Polarization-gain characteristics of peaking the desired signal vs. nulling a cross-polarized signal. Note how the nulling curve defines its minimum value more critically than the peaking curve defines its maximum value.

Successful antenna polarization is not achieved by peaking the received level of the desired transponder's signals, but rather by nulling the undesired signals from the cross-polarized transponders on the same satellite. As Figure 3 demonstrates, when peaking for

maximum signal strength, a fair amount of rotation of the low-noise amplifier (LNA) is required to achieve a relatively small increase in the desired signal level, while a *small* amount of LNA rotation is required to achieve a sharp null of the undesired signal. This gives the nulling process a far higher resolution than the peaking process, rendering the nulling process more successful in achieving accurate polarization of the antenna.

In the previous example of Galaxy 4, the essentially co-polar interference from satellites 2° adjacent (Telstar 401 and Spacenet 4) is centered at the edges of the transponders, at intermediate frequencies (IFs) near 50MHz and 90MHz. Because there are satellites on both sides of Galaxy 4, their energy combines. Because the polarization frequency plans for satellites separated by 4° are the same, the combined energy received from Galaxy

3R and GE-1 in this example will be centered near 70MHz IF — right in the middle of the transponders.

Adjusting polarization of a receive antenna to null out the signals from normal of the satellites at 2° or 4° spacing on *one* side of a satellite could

"FROM QUINCY TO GUAM ITS-THE QUALITY CHOICE!"



Digital Quad Series

SOME STANDARD FEATURES:

- Heavy Duty And Modular
- 1 1/2 Inch Thick Top Surfaces
- 1 1/2 Inch Sidewall Framing
- Custom Designing
- Name Brand Laminants
- 19 Inch Heavy Duty Rack Rails
- Digital Workstation Systems
- Solid Oak Trim & Kickboards
- Combo Rack/Shelf Systems
- Removeable Doors

WORLDWIDE SALES AND MANUFACTURING - TUCSON, ARIZONA 520-531-1090
NORTHEAST SALES AND MANUFACTURING - MILFORD, MAINE 207-827-9296
WEBSITE CATALOG & NEWSLETTER - <http://www.flash.net/~spacwise/home.htm>
E-MAIL: spacwise@flash.net

"THE BROADCASTERS FURNITURE STORE"™

SPACEWISE®

800-775-3660

"AFFORDABLE" QUALITY MODULAR STUDIO FURNITURE AND ACCESSORIES!

Circle (9) on Free Info Card



There's no reason to miss the NAB Convention this year.

In fact, invite your whole crew to attend the 1997 NAB Convention on *Broadcast Engineering's* groundbreaking Internet Show Daily site. Be there all five days beginning April 6, hearing the buzz, getting news as it occurs, and learning about new products as they're announced. All this with a click of your mouse.

Broadcast Engineering's industry leading editorial team will cover topics including networking, compression, recording formats, digital production and transmission, video servers, effects and editing systems, and

offer new product introductions and marketing partnerships from the convention floor.

PLUS you'll get your first glimpse of *Broadcast Engineering's* coveted Pick Hit award winners on the Internet Show Daily immediately following the show.

Now all of your staff will have the latest show information at their desks while they're keeping your signal on the air and productions on time.

The industry's first Internet Daily features *Broadcast Engineering's* editorial staff and includes topical

updates from the editorial teams of *BE Radio*, *Lighting Dimensions*, *Millimeter*, *Satellite Communications*, *TCL*, *Video Systems*, and *World Broadcast News*. Cover all the NAB'97 hot buttons with the industry's leading group of communications magazines.

Be a part of the NAB Convention with the best at <http://www.broadcastengineering.com> April 6 through September 12, 1997. For Internet Daily advertising opportunities, contact The Eidolon Group Inc., 800-901-8202 or e-mail robt@eidolongroup.com.

BERadio

EIDOLONTM

The stuff that dreams are made of...TM

Catching signals from the sky

create a *worse* cross-pole interference situation with signals from the satellites on the other side. You must also consider what's on the adjacent transponders of the same satellite at which the antenna is pointed. In this example, cross-polarized video is on transponder 2 of Galaxy 4, so optimizing for the best cross-pole isolation on Galaxy 4 itself turns out to be the most critical process required.

ANTENNA DURABILITY

In an ideal world where money is no object, everyone would specify large antennas that are built like battleships. The conversion of many satellite networks from analog to digital transmission in recent years has uncovered a number of problems with stations' receive antennas. These problems were previously masked by the relatively forgiving failure mode of analog systems, but they are now painfully apparent due to the far more absolute failure mode (the "cliff effect") of digital systems.

Although some of these problems have been due to electronic shortcomings, such as out-of-spec downconverter phase-noise or frequency translations, reports of antenna-related difficulties are on the rise. Deficiencies in antenna durability seem to be at the root of many such problems, both for fiber-glass and perforated-metal antennas. Problems have not yet been reported for substantial solid metal reflectors.

When troubleshooting these antenna-related problems, ingress of inter- and intrasatellite interference is fairly obvious, and has been the immediate cause of many recent impairments. Repointing and polarization of receive antennas has improved the performance, but it hasn't always cured the problems. In those cases where problems persisted, visual observation and measurement of the reflectors revealed that reflectors were warped, squinting or out-of-round. Movement of the edges of the reflector in some cases increased the antenna's gain, even though the pointing and polarization had been previously optimized. In short, it appears as though a "relaxation" of the antenna reflector's original shape had occurred. As the



Uplink control rooms like this one at Chicago International Teleport handle many reports of reception difficulties, but they can't do much when the problem comes from a downlink's receive antenna.

reflector's focus changes, the antenna's on-axis gain and sidelobe rejection decrease as its directivity deteriorates.


This reflector-shape problem appears to be more a function of the number of years in service than anything else. Antennas that have been protected from wind and blown debris seem to do better than those that are totally exposed to the elements, such as those in a roof-mount situation. Some fiber-glass antennas are also suffering from delamination and chipping of the reflective surface, which can contribute to such problems.

Fiber-glass technology has improved significantly since the early 1980s when many of these antennas were installed. Several different methods are used in the manufacture of reflectors relating to the internal framing and bracing. Clearly some manufacturers do a better job than others.

Light-metal and mesh dishes seem to be particularly prone to "dent tuning," displaying large and small dimples (both convex and concave) that seem to be caused by weather — primarily hail and heavy snow loads — as well as by human contact. Some of the lighter-weight mesh reflectors are quite malleable and appear to have close relatives in the lawn-furniture industry.

If you have doubts about your reflector, eye-balling is the easiest check of its condition. Sight along the plane of the reflector lip closest to you and make

sure the plane of the opposite side is parallel to it. Perform this check from at least two different angles. Another check requires a bit more work, but it gives a better indication of the reflector's shape: Stretch two strings across diameters of



QUICK-LINK II

CALL YOUR FAVORITE
DISTRIBUTOR
OR QEI
FOR MORE
INFORMATION

E
V
O
L
U
T
I
O
N

NOW SHIPPING

Catching signals from the sky

the reflector perpendicular to each other. The strings should just touch each other at the point where they cross. If there is more than about an inch of space between them, your reflector may be beginning to sag.

DISH-SHOPPERS TAKE NOTE

The two most obvious conclusions that can be drawn are: 1) You get what you pay for; and 2) Satellite antennas have a finite usable life, which is probably directly proportional to the purchase price.

Most antennas displaying these problems have been in service for 10 or more years and have been installed in environments exposed to the full force of the weather. Although manufacturers may claim that their antennas will last forever, experience is proving this to be overstated.

A reasonable lifetime for this type of antenna is around 10 years. In terms of cost-effectiveness, a station would still be money ahead if it bought two \$3,000 antennas over a 20-year period instead

of one \$12,000 "battleship." Stations' priorities regarding engineering practices, quality concerns, the nuisance factor of changing antennas periodically, possible facilities moves, and perhaps most importantly, the station's budget, must all be considered. Trade-offs may be required in each station's decision-making.

Experience has proved that either retiring or attributing a finite lifetime to a piece of equipment in radio is difficult at best. First things have traditionally come first, and the available dollars are generally applied to the hottest fire or the shortest fuse. There's usually plenty of other equipment in a station that needs to be replaced and/or upgraded before the satellite antenna makes it to the short capital-funds list. Yet, in taking a long-range view, a \$3,000 antenna that provides 10 years of adequate service costs a station about \$1.25/day, which seems to be a reasonable investment.


The ultimate question is, "How important to your station's sound and

schedule is the program material received from the satellite system?" If your antenna's performance cannot be optimized through pointing and polarization to provide the required reliability and signal quality, it may be time to think about replacing it. If it must be replaced, don't shortchange yourself by specifying an antenna solely on size or financial criteria. Pick an antenna that will give you the best adjacent satellite isolation and durability for the dollar.

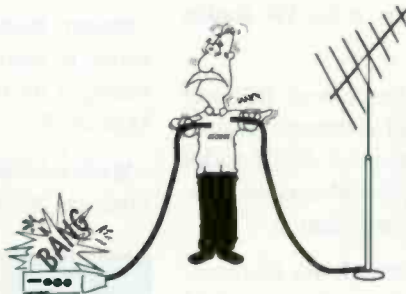
Jim McEachern is director of operations and engineering for National Public Radio's Distribution Division, Washington, DC.

Photos courtesy of Spacecom Systems, Tulsa, OK.


FOR MORE INFORMATION
Circle (100) on Free Info Card



FIRST UNLICENSED SECURE COMMUNICATIONS




THE FIRST WIRELESS REMOTE



DIGITAL TECHNIQUES IMPROVED ACCURACY BUT SMOKE QUICKLY BECAME UNFASHIONABLE



WIRED SYSTEMS OFFER SOME IMPROVEMENT BUT ADD TO OPERATING COSTS



PRIMITIVE COMPRESSION TECHNIQUES OFTEN PROVED FATAL

QEI QUICK-LINK II

- ▶ LICENSE-FREE
 - ▶ WIRELESS SPREAD SPECTRUM
 - ▶ UNCOMPRESSED
 - ▶ DIGITAL STEREO TRANSMISSION SYSTEM
- FOR: STL/TSL, RPU & LMA AUDIO TRANSPORT



QEI CORPORATION, ONE AIRPORT DRIVE, P.O. BOX 805, WILLIAMSTOWN, NEW JERSEY 08094
TOLL-FREE (800) 334-9154, LOCAL (609) 728-2020, FAX (609) 629-1751
REACH US ON THE WORLDWIDE WEB AT [HTTP://WWW.QEI-BROADCAST.COM/](http://www.qei-broadcast.com/)

Circle (46) on Free Info Card

Business/ People

BUSINESS

Comrex, Acton, MA, was selected by **SportsAmerica Radio** to provide equipment linking its studios around the country to its home studio, located at the "Field of Dreams"



in Dyersville, IA. Pictured (from left to right) are the participants in a remote broadcast delivered to the home studio from Scottsdale, AZ: Mike Elliott (talk-show host), Darrel Evans (former major league baseball player) and Charlie Jones (talk-show talent).

SYPHA recently released "The Internet for Broadcasters," a resource book containing technology and management articles, case studies and a directory of Internet resources, as well as web sites and E-mail addresses for more than 500 equipment suppliers, services, information sources and organizations. Contact SYPHA at: +44 181 761 1042; fax: +44-181-244-8758; 100256.377@compuserve.com or www.mandy.com/2/sypha.

360 Systems, Westlake Village, CA, installed seven Instant Replay hard-disk audio players at the **TIC Radio Network**, Marshfield, MA.

Digital Courier International, Vancouver, BC, and **Cycle Sat, Inc.**, Burbank, CA, formed a strategic alliance to offer clients the benefits of an advanced digital audio network, including two-way service, confidentiality, one-hour delivery service and delivery confirmation.

The **Test Instruments Division** of **Neutrik AG**, Liechtenstein and **Cortex Electronic**, Germany, have merged their activities to form **Neutrik Cortex Instrument Group** (NCI).

Crown International, Elkhart, IN, celebrates its 50th anniversary in 1997.

SADiE GmbH, the European distribution and support subsidiary of UK-based **Studio Audio & Video Ltd.**, announced several recent sales. Radio France installed 15 SADiE disk-editing systems, while Talk Radio became the 32nd UK commercial radio station to install a SADiE disk editor. In addition, SADiE sales to the



BBC topped 400 as BBC Radio 1 specified that all four of its new studios will be SADiE-equipped.

Amplifonix, Inc., Philadelphia, purchased the **Fidelipac Corporation**, Moorestown, NJ. Fidelipac will continue to serve the industry as a division of Amplifonix.

GEPCO, Chicago, donated thousands of feet of cable to the construction of the studio at the Radio Hall of Fame in Chicago. The studio is now in operation and home to a number of regular broadcasts and special events.


NEW WEB SITES ANNOUNCED:

Audio Processing Technology (APT) www.aptx.com
Russ Berger Design Group www.rbdg.com
Aphex Systems www.aphexsys.com
Pacific Research & Engineering www.pre.com
Caig Laboratories www.caig.com

People

Keith McMillen was appointed director of engineering for Orban, San Leandro, CA.

Nick Balsamo was named director of Eastern regional sales for Studer Professional Audio, Murfreesboro, TN.



Matt Meaney was named systems integration manager for Broadcast Programming, Seattle.

Stuart McRae was hired as sales manager for the southern region and **Bryan Jones** was promoted to sales manager for the central region at Broadcast Electronics, Quincy, IL.

Michael Cantwell was named vice president and chief financial officer of Quantegy, Inc., Peachtree City, GA.



Chrissie McDaniel was appointed sales and marketing manager for Aphex Systems, Sun Valley, CA.

Sandy Berenics and **Martin Sacks** joined Pacific Research & Engineering Corporation, Carlsbad, CA, as account executives in major market sales in the Midwestern and Eastern regions of the United States.

Bruce W. Johnson was named president and chief operating officer of Richardson Electronics, LaFox, IL. Additionally, Johnson was elected to the board of directors.



Clayton L. McMillan was appointed broadcast sales engineer for Gentner Communications Corporation, Salt Lake City.

TUNE-IN TO NAB...YOUR RADIO CONNECTION.

With all the changes the radio industry is going through — deregulation, consolidation, new technologies — how can you survive? And thrive? You can start by attending two can't-miss events. Both sponsored by NAB and filled with the tools you need to successfully navigate this new era.

NAB'97

Conferences: April 5 & 6-10, 1997
Exhibits: April 7-10, 1997
Las Vegas, Nevada USA

When it comes to radio, NAB'97 really pours it on. With two targeted Radio/Audio Pavilions, NAB'97 is setting the pace of convergence. At NAB'97, you'll:

- ▼ See the hottest new technologies, products and services for radio broadcasting and audio production; plus explore the latest innovations for satellite communication, telecommunications, multimedia and the Internet.
- ▼ Learn tools and techniques to succeed at the NAB Radio Management Conference and RAB Sales and Marketing Conference plus have full access to 10 additional conferences covering topics like law & regulation, satellite communication, the Internet and more.
- ▼ Network with thousands of your colleagues and rub elbows with industry leaders at dozens of special events.

NAB'97. Everything you need to compete in the world of convergence.

Circle (62) on Free Info Card

RADIO THE NAB SHOW

September 17-20, 1997
Morial Convention Center
New Orleans, Louisiana

This event is a magnet for the best and brightest who are leading the industry into the 21st century. So, come to New Orleans in September and get ready to super-charge your business:

- ▼ Learn from radio's leading managers in dozens of interactive and idea generating sessions.
- ▼ Sharpen your edge in sessions on management, programming and production, as well as in the Radio Advertising Bureau's Sales & Marketing program.
- ▼ Hone your skills in NAB's new Engineering Certification Program.
- ▼ Meet nearly 200 suppliers of Radio/Audio technologies, products and services, follow up on your NAB'97 contacts and wrap up end-of-year purchases.
- ▼ Network at the one event that's a who's who of radio.

The NAB Radio Show. It's a hot bed of ideas, opportunities, and entertainment. If you're a radio professional, this is the one event you can't afford to miss!

Win a free hotel stay in New Orleans!
Check our website for details.

Register on the Web! Check our website at www.nab.org/conventions/

for all the latest information on NAB'97 and The 1997 NAB Radio Show conferences, exhibitors, registration and housing.

For more information, complete this form and fax to: (202)429-5343

Please send me information on NAB'97 Attending Exhibiting

Areas of Interest (Check all that apply): Radio/Audio Television/Video/Film Multimedia Internet/Intranet Telecommunications Satellite

Name _____ Title _____
Company _____ Call Letters [] [] [] [] [] AM FM TV
Address _____
City _____ State _____ Zip (Postal Code) _____ Country _____
Phone _____ Fax _____ E-Mail Address _____


For up-to-the-minute registration, exhibitor and program details:

- Visit the NAB Website at www.nab.org/conventions/
- Call the NAB Fax-On-Demand Service at (301)216-1847 from the touch-tone handset of your fax machine and follow the voice instructions.
- Or for information on attending, call (800)342-2460 or (202)775-4970. For information on exhibiting call (800)NAB-EXPO or (202)775-4988.

BER

**The Question Is:
WHAT'S NEW?**

**The Answer Is:
ULTRA TRACKER!**



RFR/RFI troubles?

*Multipath driving your
listeners crazy? (or driving
them away)?*

*The neighbors complaining
about your signal walking all
over everything else?*

*Need better coverage of your
market?*

**No Problem!! The ULTRA
TRACKER is here!**



IEEE As presented at the IEEE 46th Annual
Broadcast Symposium Sept. 1996.



ANTENNA CONCEPTS, INC.

6601C Merchandise Way
Diamond Springs, California 95619
916-621-2015 ▲ Fax: 916-622-3274


Circle (64) on Free Info Card




Plane crash claims three broadcast equipment executives

A runway collision at the Quincy, IL, airport on Nov. 19, 1996, claimed the lives of three prominent men in the broadcast equipment industry. They were among 14 passengers and crew killed in the accident, which involved a private plane and a commuter aircraft.

Dennis Reed, 37, was director of international programs for Harris Corporation's broadcast division. James Beville, 50, was



Reed



Beville



DeSalle

president of Dielectric Communications Company, Raymond, ME. Mark DeSalle, 43, was Dielectric's vice president of finance. All three were on their way to business meetings at Harris Broadcast's headquarters in Quincy. Their commuter flight had just landed when it collided with the private plane at a runway intersection.

Reed had recently moved to Harris Broadcast's systems division in Florence, KY, after 13 years with the company's RF communications division in Rochester, NY. He is survived by his wife, a son and a daughter. A trust fund has been established for Reed's children. Contributions may be sent c/o Chris Keys, Canandaigua National Bank and Trust, 61 W. Main St., Victor, NY 14564.

Prior to his position at Dielectric, Beville had managed the communications product group at Thermo Electron and had worked at General Signal, now the corporate parent of Dielectric. He is survived by his wife and three sons.

DeSalle had worked in the financial department at Dielectric since 1979. He is survived by his wife and a son. A scholarship fund has been established by Dielectric in memory of Beville and DeSalle. Contributions may be sent to Dielectric Memorial Fund, c/o Peter Fitch, Dielectric Communications, 22 Tower Rd., Raymond, ME 04071.

New Products FROM AES

Detangler Z-Systems

► **z-64.64r Digital Detangler Pro:** A switcher designed to work with digital audio signals (AES/EBU & S/PDIF) that is an automated patchbay, router and distribution amplifier in one package. It features 64 AES/EBU stereo pairs in and out providing the power to physically interconnect digital audio workstations, CD players, A/D and D/A converters, MDMs, signal processors and DAT machines in the digital domain.

Also from Z-Systems — An upgrade to the **z-q1** and **z-q1m** stereo digital parametric equalizers that enables them to support the new studio reference standard of 24-bit samples at sampling rates up to 96kHz.

352-371-0990; fax 352-371-0093; z_sys@z-sys.com; www.z-sys.com

Circle (150) on Free Info Card



Microphone Sennheiser

◀ **MD421 II:** A cardioid, dynamic microphone that incorporates all the characteristics of its predecessor, the MD421, with several improvements.

The faster, more open and transparent MD421 II combines advanced materials and modern manufacturing techniques making it a more rugged microphone that is less sensitive to dust and humidity.

Also from Sennheiser — The **MD425** supercardioid, dynamic microphone features excellent directionality and feedback suppression, as well as superior noise rejection. A close-miking effect makes it ideal for situations that require multiple microphones.

860-434-9190; fax 860-434-1759; www.sennheiserusa.com

Circle (152) on Free Info Card

Cable Gepco

► **4200 series:**

An upgrade to the 618 series, this multi-pair audio cable features 22-gauge stranded, tinned copper conductors with tight stranding on the conductors and drain wire that provides flexibility while reducing strand fraying. The foil of the 4200 series is bonded to the pair jacket so both can be stripped in one easy motion.

312-733-9555; fax 312-733-6416

Circle (153) on Free Info Card



CD-R pens Apogee Electronics

◀ **CD-R pen:** A fine-point black marker for writing on CDs that doesn't reduce the life of the disc because of its permanent, but not solvent-based, ink. It works with any recordable CD and on many other surfaces.

Also from Apogee Electronics — The **CD•R**, a recordable CD, is optimized for audio and offers quality and longevity with its gold 'Pthalocyanine' dye and DataSaver resin layer. The recordable CD is available in a 74- or 63-minute format.

310-915-1000; fax 310-391-6262; info@apogeedigital.com; www.apogeedigital.com/

Circle (155) on Free Info Card

Transceiver Audio Processing Technology

• **BCF 256:** A broadcast network transceiver designed to deliver FM-quality stereo digital audio at 15kHz over permanent links, such as STLs and permanent studio networks. If the system is linked to an external terminal adapter, an integral ISDN backup automatically maintains essential links should the regular connection fail.

Also from APT — The **SBL 128/256** wireless digital audio codecs are capable of operating up to 48km.

+44 (0) 1232 371110; fax +44 (0) 1232 371137; www.aptx.com

Circle (151) on Free Info Card



Active close-field monitoring system

Genelec

▲ **1029A:** A compact close-field system featuring a high degree of accuracy and exceptionally wide dynamic range, incorporating Genelec's proprietary Directivity Control Waveguide technology. In addition to extremely low harmonic distortion, the 1029A features a front-mounted volume control and rear-panel bass and treble response controls.

Also from Genelec — The **1091A** subwoofer is expressly designed for use in conjunction with the Genelec 1029A monitors.

508-440-7520; fax 508-440-7521; www.genelec.com

Circle (154) on Free Info Card

New Products FROM AES

Oscilloscopes

Tektronix

► **TDS 200 eries:** A line of low-cost, high-performance digital real-time oscilloscopes designed for manufacturing, education and service applications. It features low price, superior measurement capability, unique compact size, and analog-like controls and operating modes. The models sample at 1GS/s, allowing users to capture signal details invisible on analog scopes. Its pre-programmed automatic measurements allow users to quickly quantify waveforms.

800-479-4490

Circle (157) on Free Info Card



CD player Sony

◀ **CDP-D500:** This CD player is designed for use in a wide range of applications and offers compatibility

with many different recording devices because of its digital out and analog out audio interface. Parallel and serial ports are included in its remote control interface. Some features include variable cue/shuttle knob, +/-12.5% variable speed control capability and word sync input.

Also from Sony — The **CDP-XE500** CD player suppresses distortion by combining outputs from four separate converters. Its digital volume control operates with increased stability and repeatability. The **PCM-R500 DAT** recorder features Super Bit Mapping (SBM) technology and a four-direct drive motor transport mechanism. The unit also includes a two-mode DIN eight-pin remote. The **MDS-B5** stereo MiniDisc Cart recorder uses ATRAC technology for its high-speed duplication and multi access memory "Hot" start. The recorder also provides a remote and IBM keyboard interface and full function RS-232C interface.

1-800-635-SONY; fax 1-800-SONY-022

Circle (158) on Free Info Card


Workstation system

Digital Audio Labs, Inc.

► **V8:** A multitrack digital audio workstation system for PC compatibles that provides a main board with an upgradable DSP architecture and a variety of input and output options. It records and plays up to 16 discrete tracks depending on the system throughput and features an automated mixing architecture and flexible patching and routing matrix.

612-559-9098; fax 612-559-0124

Circle (160) on Free Info Card



Small-format tape Quantegy

◀ **Small-format recording systems:** A tape product designed to meet the needs of digital ADAT, DTRS, DAT and analog cassette systems. The 489 products offer 42-minute and 60-minute S-VHS formulations for the digital ADAT multitrack format. The DA8 is an advanced metal particle 8mm tape formulated for the specific needs of the DTRS digital multitrack format.

770-486-2800; fax 770-486-2808

Circle (195) on Free Info Card



STATEMENT OF OWNERSHIP

Statement of Ownership, Management and Circulation (Act of Aug. 12, 1970; Section 3685, Title 39, United States Code)

1. Publication Title: *BE Radio*.
2. Publication Number: 00013265.
3. Filing Date: 9/12/96.
4. Issue frequency: Bi-Monthly, and an additional issue in August.
5. Number of issues published annually: 7.
6. Annual subscription price: FREE TO QUALIFIED.
7. Complete mailing address of known office of publication (street, city, county, state and ZIP+4): Intertec Publishing, 9800 Metcalf, Johnson County, Overland Park, KS 66215-2215.
8. Complete mailing address of headquarters or general business office of publisher: Intertec Publishing Corporation, 9800 Metcalf, Overland Park, KS 66215-2215.
9. Full names and complete mailing addresses of publisher, editor and managing editor. Publisher: Dennis Triola, 9800 Metcalf, Overland Park, KS 66215-2215. Editor: Skip Pizzi, 9800 Metcalf, Overland Park, KS 66215-2215. Managing Editor: Tom Cook, 9800 Metcalf, Overland Park, KS 66215-2215.
10. Owner (If owned by a corporation, the name and address of the corporation must be stated immediately followed by the names and addresses of all stockholders owning or holding 1% or more of total amount of stock. If not owned by a corporation, the names and addresses of the individual owners must be given. If owned by a partnership or other unincorporated firm, its name and address, as well as those of each individual owner, must be given. If the publication is published by a nonprofit organization, its name and address must be stated: K-III Corporation, 745 5th Avenue, New York, NY 10151.
11. Known bondholders, mortgagees and other security holders owning or holding 1% or more of total amount of bonds, mortgages or other securities (if there are none, so state: None).
12. Tax status: Has not changed during preceding 12 months.
13. Publication Title: *BE Radio*.
14. Issue Date for Circulation Data Below: July/August 1996.

Extent and Nature of Circulation:

| Average No. Copies Each Issue During Preceding 12 months | Actual No. Copies of Single Issue Published Nearest to Filing Date |
|--|--|
| A. Total No. of Copies Printed (Net Press Run)..... | |
| 14,879 | 13,962 |
| B. Paid and/or Requested Circulation | |
| 1. Sales through dealers and carriers, street vendors and counter sales..... | |
| 0 | 0 |
| 2. Paid or Requested Mail Subscriptions..... | |
| 12,528 | 12,522 |
| C. Total Paid and/or Requested Circulation..... | |
| 12,528 | 12,522 |
| D. Free Distribution by Mail (Samples, complimentary and other free)..... | |
| 676 | 793 |
| E. Free Distribution Outside the Mail (Carriers or other means)..... | |
| 700 | 0 |
| F. Total Free Distribution (Sum of D and E)..... | |
| 1,376 | 793 |
| G. Total Distribution (Sum of C and F)..... | |
| 13,904 | 13,315 |
| H. Copies not Distributed | |
| 1. Office Use, Leftovers, Spoiled..... | |
| 975 | 647 |
| 2. Returns from News Agents..... | |
| 0 | 0 |
| I. Total (Sum of G, H1 and H2)..... | |
| 14,879 | 13,962 |
| Percent Paid and/or Requested Circulation (C/Gx100)..... | |
| 90.10% | 94.04% |

I certify that all information furnished on this form is true and complete. I understand that anyone who furnishes false or misleading information on this form or who omits material or information requested on the form may be subject to criminal sanctions (including fines and imprisonment) and/or civil sanctions (including multiple damages and civil penalties).

Meghan L. Wright,
Circulation Manager

THE NEW STANDARD IN DIGITAL RECORDING MEDIA



If you work with digital audio, video or

multimedia, you already know the

importance of reliable, high quality recording

media. At HHB, we've drawn on 20 years

of professional recording

experience to specify the highest possible levels

of performance and long term security across the entire HHB



Advanced Media Products range. It's therefore no surprise that HHB DAT Tape is

independently proven to be the best that money can buy*. Or that the archival security of our new improved CDR74

recordable CD is unsurpassed, thanks to an uprated Phthalocyanine Gold



recording layer and a revolutionary matt coated protection layer. Or

that our ADAT[®] tape is fully approved and recommended by the Alesis Corporation.

And as the random access formats of the future emerge, HHB is there already with a MiniDisc that

sets new standards of performance and a range of MO disks so reliable, that we're confident to

back them with a lifetime warranty.



Don't take chances with digital recording media. Make sure it's HHB.



HHB ADVANCED MEDIA PRODUCTS · THE FUTURE IS SECURE

*Studio Sound 'DAT On Trial'

HHB Communications Inc · 43 Deerfield Road, Portland, Maine 04101 1805, USA
Tel: 207 773 2424 · Fax: 207 773 2422 · E-Mail: 75671.3315@compuserve.com

HHB Communications Ltd · 73-75 Scrubs Lane, London NW10 6QU, UK
Tel: 0181 962 5000 · Fax: 0181 962 5050 · E-Mail: sales@hbb.co.uk

Studer Canada Ltd · 1947 Leslie Street, Toronto, Ontario M3B 2M3, Canada · Tel: 416 510 1347 · Fax: 416 510 1294

Visit HHB on line at: <http://www.hbb.co.uk>

ADAT[®] is a registered trademark of Alesis Corporation

Circle (47) on Free Info Card



New Products FROM AES

CD recorder Studer

► **D741:** This CD recorder includes analog I/O, AES/EBU and S/PDIF digital interfacing and a standard SCSI-2 interface. A built-in sample-rate converter allows the digital inputs to accept signals at any sample rate between 32kHz and 48kHz, while on the analog side, individual left and right gain controls are provided for uncalibrated operation, plus a calibrated mode for use with fixed studio levels. It can be operated from the front panel, while monitoring can be carried out on headphones or on the built-in monitor speakers.

Also from Studer — The **On-air 2000** digital audio console is specifically designed as an on-air mixing console for radio, television and other broadcasting applications. The fully digital mixer is ergonomically designed to interface easily with any type of radio broadcast environment.

615-399-2199; fax 615-367-9046; rclyne@musicpro.com; www.musicpro.com/
Circle (165) on Free Info Card



Get it done fast with Hannay cable reels.

- One or Two Person Transport
- Custom XLR & DNC Connector Patterns
- Fast Manual Rewind
- Lightweight & Stackable



Hannay Reels
The reel leader.

553 State Route 143, P.O. Box 159, Westerlo, NY, USA 12193-0159 • Phone 1-518-797-3791 • Fax 1-800-REELJING • www.hannay.com

Circle (48) on Free Info Card



Maximizer TC Electronic

► **DBMAX:** A digital broadcast maximizer performs as a transmission processor and as a mastering tool. In outside broadcasting, the DBMAX controls problem frequencies with selective dynamic equalization. Optimized broadcast-specific presets include commercials, talk shows, news and all music types. The versatile multiband dynamics processor includes EQ, stereo adjust, three-band compressor, limiter and more.

805-373-1828; fax 805-379-2648;
tc@electr@inet.uni-c.dk
Circle (166) on Free Info Card



User-interface software Spectral, Inc.

► **Express:** A software user-interface for Spectral's Prisma digital audio workstation hardware that uses a menuless editing interface designed for radio broadcast applications. All common editing tools are on a single screen panel, and powerful tools, such as normalization and one-touch submix, are included. It also supports direct file transfer to several popular digital on-air delivery systems.

206-487-2931; fax 206-487-3431;
sales@spectralinc.com;
www.spectralinc.com
Circle (167) on Free Info Card

QUALITY AM ANTENNA PRODUCTS



COMPONENTS

- Inductors
- Capacitors
- Lighting Chokes
- Static Drain Chokes
- Contactors
- RF Plugs & Jacks
- Meter Switches
- Insulators
- Antenna Sample Loops
- Equipment Boxes
- Copper RF Wire, Tube, and Strap
- Coaxial Cable, Feeder Systems

Visit Us @
WWW.LBAGROUP.COM

Offered in a wide variety of types and ratings, LBA RF Components are intended for application in Medium Wave/AM antenna and transmitter equipment with power levels to over 500kW. LBA products are built to the highest standards to ensure long life and reliability.



ANTENNA EQUIPMENT

- Tunipole™ Folded Unipole Antennas
- Combipole™ Multiple Frequency Antennas
- Detunipole™ Detuning Systems
- Antenna Tuning Units, Diplexers, Triplexers
- Transmitter Combiners
- PowerTopper™ Toploading Systems
- Basemaxä Base Enhancement Systems

Antenna Tuning Units -
Combiners - Matching
Networks

LBA is the world leader in single and multiple station folded unipole antenna systems for high efficiency, wide-band AM transmissions at all power levels. LBA systems are found worldwide from Alaska to Argentina, Kuwait to Saipan.



LBA Technology, Inc.

210 W. Fourth Street • P.O. Box 8026
Greenville, North Carolina 27835

TOLL-FREE - 800-522-4464
919-757-0279 • FAX 919-752-9715
E-Mail: lbatech@www.lbagroup.com



TUNIPOLE™ - Folded Unipole
Antenna Systems

New Products FROM AES

Codec/mixer Musicam USA

• **RoadRunner:** This compact portable ISDN codec/mixer sends and receives mono audio over phone lines. It provides digital frequency response to 20kHz and comes with mic- and line-level mixing inputs. The unit is bidirectional with built-in terminal adapter for use at 56, 64, 112 and 128kb/s with Layer II, III or G.722 algorithms.

Also from Musicam USA — The portable **Olympian** codec/mixer offers contribution-quality bidirectional digital stereo audio. It supports Layer II up to 384kb/s, and Layer III to 320kb/s. In addition, built-in intelligence automatically performs critical functions.


908-739-5600; fax 908-739-1818;
roadrunner (or
olympian)@musicamusa.com;
www.musicamusa.com
Circle (168) on Free Info Card

Sound editing software Sonic Foundry

► **Sound Forge 4.0:** The updated version of this software features seamless support for ActiveX audio plug-ins, RealAudio 3.0, a preset manager, non-destructive cutlist, and more. This free update is available on Sonic Foundry's web site.

Also from Sonic Foundry — **CD-Architect Plug-In** provides support for PQ editing, including track times, subindices, ISRC codes and more. It also writes Redbook audio to a recordable CD and can read Redbook audio directly from CDs. The **Acoustics Modeler Plug-In** incorporates acoustical responses of a given environment onto a sound file. The plug-in includes an extensive library of high-quality acoustic signatures while providing users with the ability to collect and save their own signatures.

800-577-6642 or 608-256-3133; fax 608-256-7300; sales@sfoundry.com; www.sfoundry.com
Circle (169) on Free Info Card



Turnkey system Equi=Tech

◀ **Balanced Power AC systems:** A turnkey system for hardwired installations in facilities requiring 5kVA or more of technical power. Based on toroidal isolation transformer design, the system eliminates noise caused by AC power supply transients and interference. Wall units come in three sizes. 541-597-4448; fax 541-597-4099; www.equitech.com
Circle (170) on Free Info Card



SAFETY ALERT MONITOR

HU-961

EAS Encoder/Decoder
from HollyAnne Corporation—
your Digital Warning Industry experts
for more than 12 years

*Save more than half off
other systems' prices

Better late than never!

COMPLY FOR LESS*

with the HU-961 EAS Encoder/Decoder

Complete compliance for \$1,599 or less (prices may vary)

We have **everything** you need to be compliant with the new EAS rules. Unlike competitors' prices, ours includes the **complete** package for **only \$1,599**. Or, pay even less (**\$1,250**) if you already own the radio tuners and Program Interrupt Switch.

Features:

- ▲ FCC-required digital voice storage is standard (**not** optional) and with all our standard features, we'll *still* save you hundreds of dollars.
- ▲ While the HU-961 is programmed on a computer, a computer is **not** necessary for operation (programming is available). Voice prompts make both programming and operating very user-friendly.
- ▲ You can monitor functions on any 286 or better computer, using its large-screen format instead of other systems' hard-to-read on-board displays.
- ▲ Receive, store, retransmit & initiate EAS messages from up to 3 monitoring sources.



Call toll free: 1 - 888 - 4EAS - INFO

Circle (50) on Free Info Card

Software
Digidesign

► **Pro Tools 4.0:** A software with new automated mixing features that offer a familiar work surface of physical faders, buttons and knobs. Full dynamic automation of all parameters includes gain, pan and sends/returns. It also includes a new plug-in architecture called AudioSuite with several file-based processing modules. AudioSuite is an "open" specification, allowing the number of plug-ins to grow. Other features include edit during playback, support for all major file formats and bit depths, finder-style searching and sorting in region list, and multiple edit playlists per track.

Also from Digidesign/QSound Labs — **i-Media Audio** plug-in offers users high fidelity audio compression at the widest range of compression levels. The plug-in enables real-time, studio-quality audio encoding from a live or recorded audio source on a multimedia computer without the need for compression hardware. Another plug-in for Pro Tools, **QSYS/TDM** from QSound Labs is a 3-D audio localization plug-in with the ability to place up to four independent mono audio channels in specific static or dynamic positions within an enhanced stereo soundfield.

415-842-7900; www.digidesign.com
Circle (171) on Free Info Card



Software
Studio Audio and Video Ltd.

◀ **SADiE3:** This free upgrade to existing users is a complete re-write of the existing SADiE software. Its Dynamic Reallocation of DSP power enhances the system efficiency, allowing more streams for playlist editing and unlimited virtual streams. Its Audio Format Interchange enables the system to read and write most major audio formats. Waveform profiles are displayed and edited in the playlist while scrub and jog functions enable accurate positioning when working to picture.

Also from Studio Audio and Video Ltd. — **SASCIa**, a real-time network, is capable of transferring multiple channels of digital audio between SADiE and Octavia workstations. This ATM peer-to-peer network allows groups of SADiE systems to share common disk drives.

44-0-1353-648888; fax 44-0-1353-648867
Circle (172) on Free Info Card

Mom and Pop Sold the Station Years Ago!

Today's radio is a multi-billion dollar national corporation, with scores of semi-autonomous branch offices; a treacherous landscape where the weak die like dogs. Today's radio network can't just deliver audio. Today's radio network requires high-speed LAN connections, telephone calls, Internet connectivity, maybe some CD quality digital audio, and people who know that "ATM" is more than that thing down at the local bank.




Today's radio requires the same corporate infrastructure as any other big business and NSN can deliver.

NSN has been providing wide area network solutions to radio and other businesses for years. We know when to use frame relay, ATM, and fiber, or when satellites provide the best solution. We speak TCP/IP, since we're a global Internet service provider. You don't need a new MIS department - you need NSN.

NSN. Call the radio people who know
that there's more to it these days than just great audio.

800 • 345 • VSAT
8 7 2 8
Fax 970 • 949 • 9620
<http://nsn.net>
e-mail: sales@nsn.net



NSN NETWORK SERVICES
SM
P.O. Box 7510
Avon, CO 81620

New Products FROM AES

DAT recorder

Panasonic

► **SV-3800:** A DAT recorder with new technology that enhances sound quality and functionality.

Featuring 20-bit resolution DACs with one-bit, 64 times oversampling A-D converter, the unit accents its user-friendly controls and operational processes with its ergonomic design and front-panel selectable features. Its Single Program Play function is ideal for post-production, broadcast and stage applications.

714-373-7277; fax 714-373-7903

Circle (173) on Free Info Card



Processing system

Waves Ltd.

• **Native Power Pack:** A pro audio system of software that uses native processing within the computer. This complete effects processing solution makes records, creates multimedia titles, authors audio for the Internet, and designs sounds for games or records at home. It contains TrueVerb virtual-space reverb, C1-compressor and C1-gate, S1-stereo imager and L1-ultramaximizer mastering peak limiter.

Also from Waves Ltd. — TracPac, a drag-and-drop audio utility for compressing audio files, is ideal for archiving audio files to conserve disk space or for Internet file transfer. By expanding the file back to its identical original state, TracPac offers true audio file compression down to 50% or more on 16-bit sound and down to 20-30% of the source file on eight-bit material.

423-689-5395; fax 423-688-4262;
waves@waves.com; www.waves.com
Circle (174) on Free Info Card

Command station

JLCooper Electronics

• **MCS-3000:** A media command station that provides direct control of digital workstations and recording systems for music and video production and post-production. Features include motorized faders, 60 programmable function keys, five rotary encoders, transport controls and more. It also stores 100 locate points and has built-in SMPTE/EBU and MIDI time-code readers. The MIDI I/O ports and two expansion slots allow optional interface cards for extended control capability.

310-306-4131; fax 310-822-2252;
75300.1373@compuserve.com
Circle (175) on Free Info Card

Equalizer

Night Technologies International

• **EQ3-D:** A dimensional equalizer includes circuitry that guards against phase shift and resulting distortion. This six-band, two-channel equalizer is a true stereo system with total channel-independent electronics and filters. AirBand, a high-frequency, boost-only shelf, adds a high-end presence or dimension to the signal for a "live" like sound.

801-375-9288; fax 801-375-9286
Circle (176) on Free Info Card

Power 105.7 Fayetteville, Arkansas
Power Radio Group

KLZ Denver, Colorado Crawford Broadcasting

DALET. THE STATION-WIDE SOLUTION

Over 400 radio stations worldwide,
including :

- ✓ Cart Replacement
- ✓ Satellite Automation
- ✓ Music Automation
- ✓ Live Assist
- ✓ Multitrack Editing
- ✓ Text and Audio for News

Windows multitasking, standard PC networks, unlimited storage and users !

Alaska Public Radio Network, KAKQ/KIAK, KBLP, KBMJ, KBRC, KBST, KCLX, KDOD, KDHN, KDLG, KEYG, KFGG, KFQD/KWHL/KMXS, KGVL/KIKT, KHBG, KHMIG, KILQ, KMHZ/KKHZ/The Fan, KKYN, KLZ, KMCK/KAMO-FM/KAMO-AM/KZRA/The X, KNBA, KOHM/KTXI, KOHU, KOSI, KPBC, KPUR FM/AM, KRAO/KCLX, KRIO, KSPT, KTDB-FM, KTXI, KUTQ/KZHT, MIX 106, Music of Your Life Radio Network, Northern Television, VOA, WCEO, WDJC, WFSS, WGLS, WJBR FM/AM, WJNF, WKAP, WLFX/WXUN, WMLUJ, WPPA/WAVT/WSPJ, WQHT-FM, WRKS-FM, WQXB, WRKE, WRXQ/WEGR, WTEM, WYOB-FM, WWFM, WXUS, WYBF.

Steve Kelley
285 West Broadway Suite 605
New York, NY 10013, USA
☎ +1 212 226 2484
Fax: +1 212 226 1673
100437,1536@Compuserve.com

DIGITAL MEDIA SYSTEMS

Lauriflam - Paris

Circle (24) on Free Info Card

Active speaker system
HHB Communications/ATC
Loudspeaker Technology

► **SCM20A:** An active two-way speaker system manufactured by ATC Loudspeaker Technology and distributed by HHB Commu-



nications. The system features an integrated carry handle and universal omnimount fixings for flying or wall mount. Housed in a die cast aluminum cabinet, it provides a bass amplifier with 220W rms with a treble amplifier offering 50W rms.

Also from HHB Communications/Genex — HHB Communications is the exclusive distributor for the **Genex GX8000** digital recorder that offers eight-track recording and playback on removable MO disks. The unit can record up to four tracks simultaneously at a sampling rate of 96kHz.

207-773-2424; fax 207-773-2422;
 75671.3316@compuserve.com
 Circle (180) on Free Info Card

Signal processor
Crane Song

► **HEDD:** A digital signal processor engineered to be musically transparent while providing the capability of generating tube/analog sounds in the digital domain. Applications include CD preparation, workstation input and output, DAT machine A/D and D/A converter replacement and effects generation. Other features include adjustable triode and pentode sounds, accurate digital meter, external sync inputs and 24-bit processing.



715-398-3627; fax 715-398-3279
 Circle (178) on Free Info Card

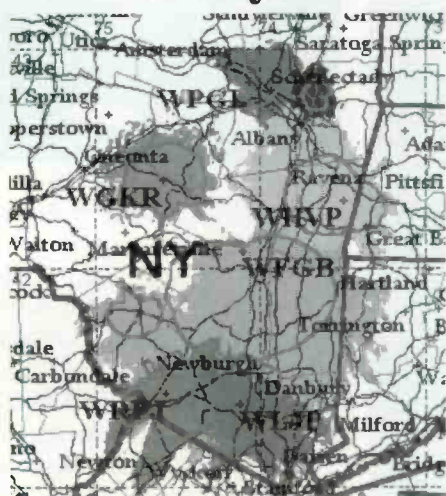
Workstation
Merging Technologies

• **Pyramix Virtual Studio:** This digital audio workstation system uses the Kefren DSP audio processor board, which is a specialized audio processor for personal computers and workstations, and Open Media Framework Interchange (OMF) to ensure compatibility with other leading audio and video workstations. A core effects group includes four-band parametric EQ, 10-band graphic EQ, three-band tone control, comprehensive dynamics with noise gate, expander and more. Both four- and eight-channel configurations are available.

Also from Merging Technologies — **LRC**, a lossless real-time coding system, offers lossless and real-time compression for digital audio datastreams. Depending on the audio source material, the system provides data compression ratios of more than 3:1 in real time to increase media storage and track capacities, and to provide faster backup and archiving for digital audio workstations.

619-675-9703; fax 619-675-2247; info@merging.com; www.merging.com
 Circle (179) on Free Info Card

ComStudy V1.50



RadioSoft ComStudy V1.50, shows a Most Likely Server map of 8 FM's. It is the hottest, most advanced software ever created for Broadcast and Land Mobile applications.

PRICED RIGHT! "UPGRADES" FOR ANY SOFTWARE USERS!

Call now for demo or information
RadioSoft, 888-RADIO-95.
 109 W. Knapp Ave., Edgewater, Florida 32132

Seeing is Believing!

Email: pmoncure@america.com

Circle (25) on Free Info Card

The FM Series

SWR's FM antennas, ranging from educational series to multi-station antenna arrays, are highly customized to meet broadcaster's needs.

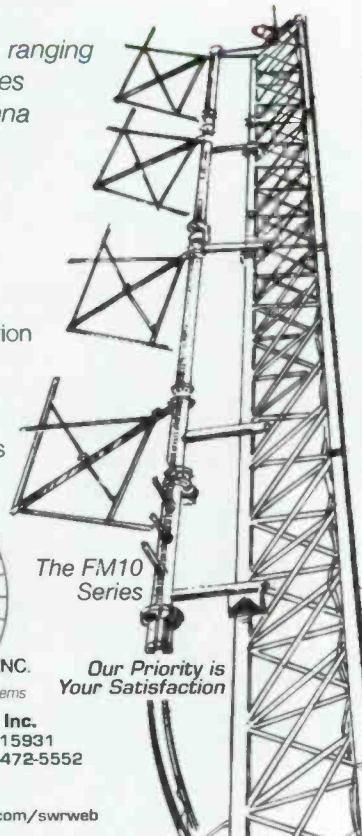
Options

- Circular, horizontal, or vertical polarization
- Beam tilt
- Null fill
- Customized directional patterns



INC.
 Antennas and Transmission Line Systems

Systems With Reliability, Inc.
 P.O. Box 856, Ebensburg, PA 15931
 1-814-472-5436 FAX 1-814-472-5552
 E-Mail: swr@third-wave.com
 Visit our Internet site at:
<http://homepage.third-wave.com/swrweb>



The FM10 Series

Our Priority is Your Satisfaction

Circle (26) on Free Info Card

No Matter How You Play It, You'll Have a Winning Hand.



Play the LMA/duopoly card. Intraplex digital audio multiplexers let you deliver programming to multiple stations from a single consolidated studio. Or play the STL card. Radio stations and radio networks are saving money while enjoying higher audio quality by using Intraplex equipment for STL, LMA or networking applications.

Many radio stations have already chosen Intraplex for their LMA, duopoly, or STL transmission solution. When you choose Intraplex, you'll get the benefits of dealing with the industry's digital transmission leader and the flexibility to handle all your communications needs.

Why gamble? Call for our free booklet on radio stations already using Intraplex. In it, radio professionals give their own reasons for choosing Intraplex for a quality transmission solution. **Intraplex, Inc.**
508 692-9000. In Europe, +44 1442 870103.



Intraplex

Intraplex, Incorporated
3 Liberty Way
Westford, MA 01886-3636 U.S.A.
TEL: (508) 692-9000 FAX: 6200
England TEL +44 1442 370103 FAX: 870148

Web Address: <http://www.intraplex.com>

Circle (27) on Free Info Card

New Products FROM AES

XLR chassis connectors

Neutrik

► "A" and "B" series:

These XLR receptacles offer small size with high panel density and fast fixing to



chassis with self-tapping screws. A new reliable "tuning fork" contact principle makes all contacts completely hard-gold plated.

Also from Neutrik — The Z series is the latest in cable XLR connectors available in solder or Mil-Crimp versions. A new locking mechanism on the female mechanism provides a solid coaxial and noiseless link to the mating male connector or to a microphone.

908-901-9488; fax 908-901-9608
Circle (164) on Free Info Card



Digital recording console

Yamaha Corporation of America

▲ 03D: A digital recording console based on the 02R offers 26 inputs, four buses plus stereo bus output, 16 direct outputs, six aux sends and two internal effect processors. The console interfaces with digital multichannel devices via digital interface cards. A built-in computer operates console automation when interfaced with an outside time-code source. New features include LCRS surround-sound capabilities and RS-422 control interface to edit controllers.

Also from Yamaha — The MD4 digital multitrack recorder, designed for musicians seeking professional sonic performance, uses the Mini Disc data format for four-track recording. It features audio editing capability and a removable recording disc.

714-522-9011; fax: 714-739-2660;
Info@Yamaha.com; www.yamaha.com
Circle (159) on Free Info Card



Microphones
AKG Acoustics

◀ **Emotion series:** A line of low-cost, high-performance microphones designed specifically for live-performance applications. It uses both "Tiefzieh Varimotion Technology," a process that allows diaphragms to reach tolerances before associated only with the most expensive studio microphones, and "Doubleflex" technology, a two-way elastic

suspension system that mechanically isolates the microphone capsule and reduces handling noise.

Also from AKG — The CK 69-ULS microphone works well in near and far field situations with its two-part interference tube. When used with the C 480B pre-amp, the CK 69-ULS provides ultralinear frequency response, transfer characteristics, low noise and high sensitivity. The 48V-only pre-amp features a built-in switch that allows the gain to be increased by +6dB or preattenuated by 10dB.

615-399-2199; fax 615-367-9046
Circle (161) on Free Info Card



Miniature microphone
Bruel & Kjaer

◀ **DPA4060:** A miniature microphone that can be mounted directly on the body with a newly designed 5.4mm prepolarized condenser cartridge. Two protection grids provide acoustical equalization and are cleaned easily with alcohol.

519-745-1158; fax 519-745-2364
Circle (163) on Free Info Card

PHASETEK INC.

- CUSTOM AM/MW PHASING SYSTEMS•
- AM/MW ANTENNA TUNING UNITS•
- DIPLEXERS AND MULTIPLEXERS•
- DETUNING UNITS/UNIPOLE KITS•
- COMPLETE LINE OF RF COMPONENTS•

PHASETEK INC.

550 CALIFORNIA ROAD
UNIT 11

QUAKERTOWN, PA 18951

PHONE: 215-536-6648 FAX: 215-536-7180

FOR MORE INFORMATION
OR
TO PLACE AN ORDER, CONTACT:

hotam@phasetek.com

Circle (8) on Free Info Card

Problem:



I have a duopoly. I need back-up transmitters for my stations:

Solution:

Don't buy two transmitters — buy ONE!

Our Legend Series, Solid State, FM transmitters are Frequency Agile and Broadband. Your engineer can instantly tune one to any frequency!

We've designed the Legend Series to ensure long transistors life with "wind tunnel" cooling & brute force power supplies.

Legend Transmitters make perfect main transmitters too!

Available from 1KW - 11KW

Two or more stations;
One back-up transmitter.
GREAT IDEA!

Great Products Great Solutions!

"The Transmitter People"



Energy-Onix

BROADCAST EQUIPMENT CO., INC.

PO BOX 801 ♦ 1306 RIVER ST.
Valatie, NY 12184
Phone 518-758-1690
Fax 518-758-1476
energy-onix@energy-onix.com

Circle (60) on Free Info Card

New Products

On-line UPS systems

MGE UPS Systems

► Pulsar EX15:

This on-line double conversion uninterruptible power supply incorporates an array of features designed to optimize performance and reliability. It is designed specifically to provide reliable power backup to sensitive, critical equipment. Some key features include true sinewave output, built-in bypass, and automatic UPS and battery test.

714-557-1636; fax 714-434-7652; www.mgeups.com
Circle (188) on Free Info Card



Digital mixer

Audio Design/HHB

• **DMM-1:** A compact four-channel digital mixer designed for specialized applications, such as DAT editing and dubbing, as well as copying and dubbing digital audio for video. HHB is the exclusive distributor for the product.

207-773-2424; fax 207-773-2422;
75671.3316@compuserve.com
Circle (187) on Free Info Card

Punch block interfaces

Leitch

► ADC punch block

interfaces: Interfaces for audio routers and audio distribution amplifiers that offer quick interconnects. The interfaces come prewired

with umbilical cord and D25 connectors for plug-in to equipment frames. The audio router interfaces each provide 16 input or output connections. Up to eight interface modules will fit in a three-rack unit supplying up to a 32x32 routing system.

800-231-9673; fax 757-548-4088
Circle (189) on Free Info Card



Amplifier

Crown International

► **K2:** The first amplifier to use Crown's proprietary Balanced Current Amplifier (BCA) circuitry to deliver

high power while generating virtually no component-degrading heat. The K2 generates one-tenth the heat of conventional amplifiers and is more than three times more thermally efficient than other amplifiers on the market. Its output is 2,500W (1,250 W/ch into 2Ω) and its efficiency allows more amplifiers to be plugged into a single AC circuit.


800-294-8050 or 219-294-8050; fax 219-294-8222; jblum@crowintl.com;
www.crownintl.com

Circle (182) on Free Info Card



ARMSTRONG FM TRANSMITTERS

Engineered for Reliability



- ◆ Power Levels from 1kW to 30kW
- ◆ High Efficiency, Grounded Grid Single Tube Design
- ◆ Wideband Quarter Wave Cavity for Lowest Synchronous AM
- ◆ Solid State Driver with Patch Around Capability
- ◆ Optional Automatic Power Control & VSWR Foldback
- ◆ INEXPENSIVE!



ARMSTRONG

TRANSMITTER CORPORATION

In New York: In Florida:

4835 N. Street Road 3100 N.W. 72 Av. #127
Marcellus, NY 13108 Miami, FL 33122

(315) 673-1269 • Fax (315) 673-9972 (305) 471-1175 • Fax (305) 471-1182

Circle (10) on Free Info Card

Coaxial Dynamics'

NEW Line of

Liquid/Air

Terminations

are quickly becoming the choice of "Chief Engineers" for testing, adjusting and alignment of R.F. Transmitters.

The NEW design of the Coaxial Liquid/Air Cooled Loads gives you the capability to handle requirements from 1 Kw to 10 KW.



COAXIAL DYNAMICS, INC.

SPECIALISTS IN RF TEST EQUIPMENT & COMPONENTS

15210 Industrial Parkway, Cleveland, OH 44135
216-267-2233 800-COAXIAL FAX: 216-267-3142
E-Mail: coaxial@apk.net
Web Site: http://www.coaxial.com

Circle (11) on Free Info Card

Orban-made DDS systems available

Orban

► DDS Systems:

Production of the computer-based Digital Delivery System (DDS) for broadcast audio has resumed with all product development and manufacturing now fully integrated into Orban's California facility. As a result of Orban's acquisition, the DDS software has been refined with Orban's software methodology from the DSE 7000 DAW. Designed primarily for on-air radio applications, DDS combines user-friendly analog-style operator interfaces with the power, efficiency and audio quality of an all-digital system. It may be configured for multiple station operation in automation, live assist or any combination of the two.



510-351-3500; fax 510-352-0500; amyhuso@orban.com
Circle (181) on Free Info Card

Microwave monitor

Holiday Industries

• **HI-3510:** A personal microwave monitor designed to detect and alert the wearer to potentially harmful levels of electromagnetic radiation. The HI-3510 can detect non-ionizing radiation from RF and microwave sources in the frequency range of 50MHz to 1.2GHz. The measurements are displayed on a three-digit LCD readout and a 10-segment bar graph, which is normalized to the selected alarm warning level, and aids in obtaining a quick visual determination of the hazard level.

612-934-4920; fax 612-934-3604
Circle (184) on Free Info Card

On-air broadcast console

Pacific Research & Engineering

► **AirWave:** This on-air broadcast console is targeted specifically at medium- to smaller-market stations. AirWave comes as a mainframe with the number of channels to be determined by the customer. Some of the standard features include a unique pre-amplifier module that contains five high-performance microphone pre-amplifiers with phantom power; balanced patch points; a stereo program-1, program-2 and monaural output module; a dual remote line selector module and a time-control module.

619-438-3911; fax 619-438-9277; info@pre.com
Circle (183) on Free Info Card



NEW!

A Listener Information System that's designed for broadcasters!

Audio OnLine™ is ideal for...

Concert info... Weather/ski/surf reports...
School closings... Traffic updates...
Voting lines... Contest rules... Sports scores...



- Answers 2-16 phone lines
- Hundreds of messages
- Hours of recording time
- On screen call counter
- Installs in any 386+ PC in minutes

FAX-on-Demand Doc #124 (818) 355-4210
Internet: <http://www.henryeng.com>

HE HENRY ENGINEERING


HENRY ENGINEERING
503 Key Vista Drive
Sierra Madre, CA 91024 USA
TEL (818) 355-3656
FAX (818) 355-0077

Circle (12) on Free Info Card

RemoteMix 3

Phone Line Hybrid AND
Universal Handset Interface in ONE

► Analog ► Digital ► ISDN ► PBX



\$895.00

JK Audio Remote Broadcast Gear

Call 800 JK AUDIO (800-552-8346)
815 786-2929 • Fax: 815 786-8502
www.jkaudio.com

"NAB 97" Booth
S1631
At the Sands

Circle (13) on Free Info Card

COME TO THE
CHOICE OF
RF ENGINEERS FROM
COAST TO COAST


KINTRONIC



LABS, INC.



**AM WIDEBAND DIRECTIONAL
ANTENNA PHASING SYSTEM**



AM WIDEBAND TRIPLEXER



**DL-20 CONVECTION
COOLED AM DUMMY LOAD**

KINTRONIC LABORATORIES INC.

P.O. BOX 845

BRISTOL, TN 37621-0845

PH./FAX: 423-878-3141/4224

WEB SITE:

<http://www.kintronic.com>

EMAIL: ktl@kintronic.com

Circle (14) on Free Info Card

RF Engineering

Continued from page 16

Updating the air chain

Audio processing "improvements" (a subjective term) can also produce a noticeable change in audio quality and possibly in usable service area — although the effect of processing on the latter is far less in FM than in AM. Yet, this is perhaps the most effective way to create an audible change in the FM signal (for better or worse).

Other more subtle improvements in the FM transmission path are also possible through the implementation of an all-digital air chain. (See Figure 1.) Digital STLs, audio processors, stereo generators and FM exciters are all available today, with more products expected soon that will simplify and further improve the interface. Both qualitative (stability, fidelity) and quantitative (STL capacity) enhancements can be achieved with these devices. (See "RF Engineering," May/June and July/August 1996.)

Finally, consider what additional sub-carriers can do to an FM station's audio

signal. The attraction of increased revenue from subcarrier leasing carries a potential penalty to the audio quality of a station's main service. Subcarriers can produce "birdies" on some receivers, as well as exaggerate the audible impact of multipath events. (Generally, the more energy that's on an FM station's baseband, the worse a multipath hit will sound.) With care, these artifacts can be minimized, however. Therefore, proceed with caution when deciding upon the quantity, type and injection levels of FM subcarrier services.

While digital radio broadcasting remains years away, there are still plenty of ways to help FM perform at its best as an analog delivery medium.


John Battison, BE Radio's consultant on antennas and radiation, owns John H. Battison and Associates, a consulting engineering company in Loudonville, OH.

Author's note: Thanks to Bob Surette of Shively Labs for his help on this article.

FOR MORE INFORMATION

Circle (101) on Free Info Card

A Best-Value FM Mod-Monitor



An off-air FM Monitor of remarkable value. First-class features and outstanding performance have made the Model 530 a favorite the world over. Check these product highlights:

- Accurate, high-resolution bargraph metering of carrier deviation and demodulated program audio; pilot, subcarrier and residuals. Meter also displays signal strength and multipath distortion to aid antenna alignment.
- Pushbutton tuning with 8 station presets for "comparative market evaluations."
- Rear-panel outputs for composite MPX and balanced program audio; plus remote peak flasher, carrier-loss and program-loss alarms.

MODEL 530 FM MODULATION MONITOR

Inovonics, Inc.

1305 Fair Ave., Santa Cruz, CA 95060 USA
TEL: (408) 458-0552 • FAX: (408) 458-0554

www.inovon.com



Circle (15) on Free Info Card



World Leader
in
AM - FM
Transmitters

AM & FM Pre-Owned Units in Stock

- ✓ ALL - Powers
- ✓ ALL - Manufacturers
- ✓ ALL - Instruction Books
- ✓ ALL - Complete
- ✓ ALL - Spares

Call and take advantage of our liberal trade-in plan.

Tune and test on your frequency, available on site.

Complete inventory on request.

Dick Witkovski — *President*
Robert Malany — *National & International Sales*
Rich Witkovski — *Sales and Service*

Besco Internacional

5946 Club Oaks Drive, Dallas, TX 75248
Phone (214) 630-3600 Fax (214) 226-9416

Circle (28) on Free Info Card

**Take Control
Via Telephone**



*New Features and
Rackmount Chassis!
\$399 List*

DC-8A
Dial-Up Remote Control

- Control, monitoring and programming via touch-tone® telephone
- Control 8 relays and monitor 8 status/pager alert inputs
- Activate up to 3 pagers with the pager alert function
- Beep tones for input and relay status
- Relays retain prior state on power loss and restoration
- Configure relays for latching, interlocking or sustained closure as long as the associated key is pressed
- Auto answer with programmable access code, number of rings and defeatable CPC control (unit hangs up when caller hangs up)
- "Busy" input disables auto answer feature
- Built-in audio hybrid with front panel audio level controls allows you to send and receive audio while controlling the unit
- LEDs for DTMF detection, Off-hook status, ring signal and power
- All input and output connections via screw terminals

Voice: 360 . 428 . 6099
Fax-on-demand: 206 . 727 . 8122
BROADCAST tools inc.
E-mail: bti@halcyon.com Internet: www.broadcasttools.com/bti/

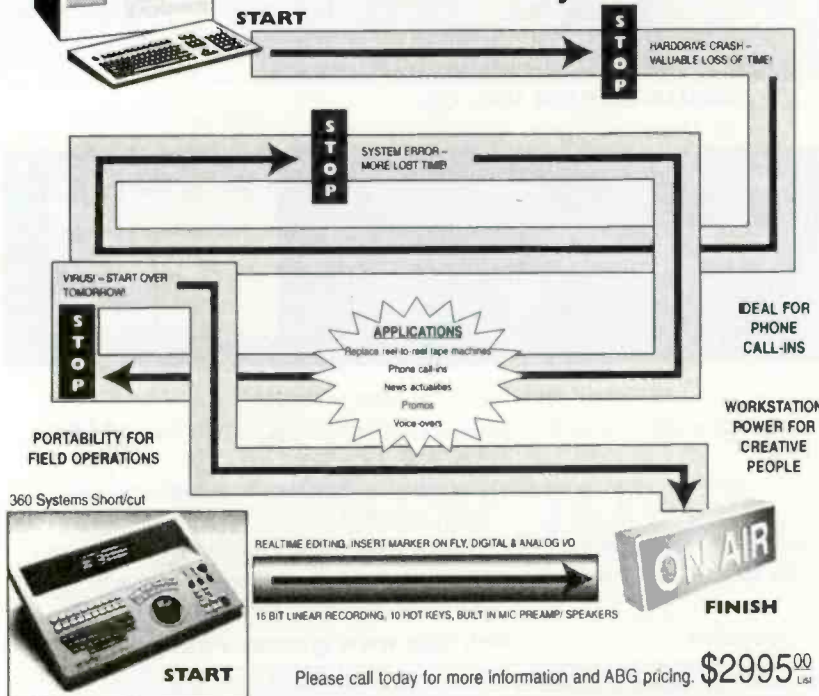
Circle (29) on Free Info Card

BE Radio GALLERY

Typical
P.C. Based
Editor



Take the **Short/cut** to Live on
the Air Audio. Drive the new
high speed broadcast editor
from 360 Systems.



Please call today for more information and ABG pricing. **\$2995⁰⁰** List

Circle (30) on Free Info Card

For 36 years



ABG

Audio Broadcast Group Inc.

**ABG ... YOUR SINGLE
SOURCE SOLUTION.**

MAIN SALES OFFICE
2342 S. Division Avenue
Grand Rapids, Michigan 49507
Phone: 800-999-9281
Fax: 616-452-1652

SOUTHEAST SALES OFFICE
P.O. Box 2619
Smithfield, North Carolina 27577
Phone: 800-369-7623
Fax: 919-934-8120

WESTERN SALES OFFICE
P.O. Box 1638
Palmdale, California 93550
Phone: 800-858-9008
Fax: 805-273-3321

REACH US ANYTIME VIA ELECTRONIC MAIL
internet: support@abg.com
web site: www.abg.com

POWERFUL DIAL-UP CONTROLLER



Shown with optional Rack Mount

The new CircuitWerkes DR-10 Dial-up remote control is perfect for studio & automation control. With features not found anywhere else, you might be amazed at the DR-10's list price of only \$439.00.

- ♦ 10 Dry relay contacts out (2 are DPDT for audio, etc.)
- ♦ Auto-answers on user selectable ring number and auto-disconnects at call's end.
- ♦ Each relay can be independently set to function as a momentary closure, latching closure with distinct on/off codes, or interlocked latching with other relays.
- ♦ Up to 8 digit user set password prevents pirating.
- ♦ Any relay can be assigned to any tone(s).
- ♦ Each relay is programmable to beep when activated.
- ♦ Two-tone & detection delay modes eliminate falsing.
- ♦ 4 Status inputs can dial 4 numbers and control relays.
- ♦ A simple, built-in audio hybrid lets you control equipment while monitoring a local audio source.
- ♦ Provides an active, balanced, phone line audio output
- ♦ All outputs appear on easy to use screw terminals.
- ♦ Program it with any DTMF phone or encoder.
- ♦ Retains its settings after a power failure.

CircuitWerkes

(352) 335-6555 / Fax 331-6999

3716 SW 3rd Place, Gainesville, FL 32607

Circle (31) on Free Info Card

FREE 332 page catalog

- Electronic Components
- Connectors
- Wire/Cables
- Batteries

68,138 Products 126 Manufacturers
 32 Years In Business All Orders Ship Same Day

MOUSER ELECTRONICS

800-992-9943
 FAX: 817-483-0931
<http://www.mouser.com>
 sales@mouser.com

958 North Main St., Mansfield, TX 76063

Circle (32) on Free Info Card

Buy simplicity,
reliability and service

EAS

Price \$1750.00

Equipment required for
F.C.C. Jan. 1, 1997 deadline

Phone 614-593-3150

GORMAN-REDLICH MFG. CO.
 257 W. Union St. Athens, Ohio 45701

FAX 614-592-3898



- 5 two-way RS-232 inputs/outputs for computer, remote signboard & character generator
- 4 audio inputs on standard models (expandable to 6 audio inputs). All audio inputs & outputs are transformer isolated from encoder-decoder board.
- Automatic interruption of program audio for unattended operation.
- 4 line 40 character LCD display with LED backlighting
- 20 key keypad to program unit, set modulation level, set input levels
- Will handshake with automation equipment.
- 2 year warranty
- 2 minutes of digital audio storage (expandable to 4.5 minutes)
- 25 pin parallel printer port for external printer
- 52 terminals on the rear to interface with other equipment by removable plugs.

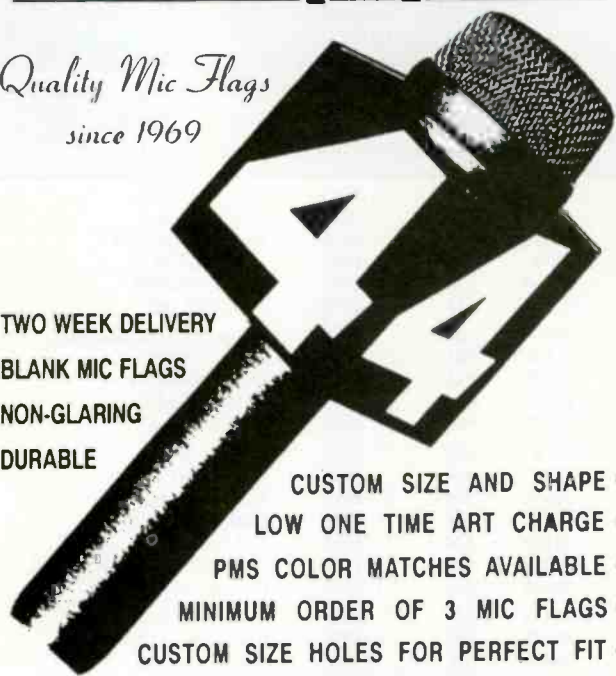
Web Site: www.gorman-redlich.com

♦ Also available: printers, weather radios, antennas for weather radios, crystal controlled synthesized FM digitally tuned radios, remote signboards, cables for interconnection, character generators.

Circle (34) on Free Info Card

The MIC FLAG Co.

Quality Mic Flags
since 1969




- TWO WEEK DELIVERY
- BLANK MIC FLAGS
- NON-GLARING
- DURABLE

- CUSTOM SIZE AND SHAPE
- LOW ONE TIME ART CHARGE
- PMS COLOR MATCHES AVAILABLE
- MINIMUM ORDER OF 3 MIC FLAGS
- CUSTOM SIZE HOLES FOR PERFECT FIT
- PRICES/QUESTIONS ANSWERED IMMEDIATELY
- DEALING DIRECTLY WITH THE MANUFACTURER

PLEASE CALL FOR LIT./SAMPLES/PRICES 203-483-0319 fax 203-483-7585

BROADBAND FM RF AMPLIFIERS

Three power levels to meet your needs:
300 Watts • 600 Watts • 1.2 Kilo-watts



Features:

- 100% solid state
- No tuning required
- Rugged power supply
- VSWR, current & temperature foldback
- Power trim standard
- Full remote control capability, with outputs for all main parameters
- Compact 19" rack mount design

Broadcast Technology Company

P.O. Box 751, Lamar, Colorado 81502

Phone: 719-336-3902

Circle (36) on Free Info Card

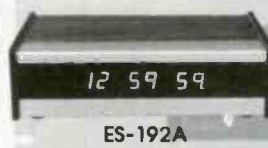
BE Radio GALLERY

CREATE A MASTER CLOCK SYSTEM

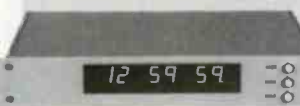
ECONOMY MASTER CLOCK CAPABLE OF DRIVING 100 SLAVES FOR \$260.00
5 DIGITAL SLAVES FOR UNDER \$1000.00

ES MASTER CLOCK

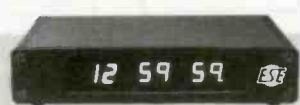
- ESE TIME CODE OUTPUT
- EXTERNAL SYNC INPUT
- 1PPS OUTPUT
- 3 TYPES OF ENCLOSURES
- DRIVE 100 DIGITAL SLAVES
- NEW "LX" ENCLOSURE
- SYSTEMS UPGRADABLE TO CRYSTAL, WWV, MODEM AND GPS



ES-192A



ES-192AP



NEW! LX-192A

ES DIGITAL SLAVES

- 5 TYPES OF ENCLOSURES
- 4 SIZES OF L.E.D.'s
- DISPLAY TIME OR DATE
- OPTIONAL TIME ZONE OFFSET
- VIDEO INSERTER
- COMPUTER INTERFACE
- MANY OPTIONS AVAILABLE



3 YEAR WARRANTY
PRACTICAL SOLUTIONS SINCE 1971

142 SIERRA ST., EL SEGUNDO, CA 90245 • (310) 322-2136 / FAX: (310) 322-8127

Circle (33) on Free Info Card

UNIVERSAL SCPC

NEW Receiver!

XE-1000



SCPC BROADCAST AUDIO RECEIVER

New, affordable, frequency-agile receiver, direct channel entry by keyboard, selectable companding 1:1, 2:1, 3:1, wide/narrow bandwidth, de-emphasis selectable, 950-1450 MHz, line output 600 ohms, muting, transponder agile, LNB power supply, 50-channel memory, full baseband output, high-quality audio. Every needed feature at a sensible price (lowest in the industry). Write or call for full information on this quality receiver—the answer for your station. Networks call for prices.

Phone: (614) 866-4605 Fax: (614) 866-1201

UNIVERSAL ELECTRONICS, INC.
Communications Specialists
 4555 Groves Road, Suite 12 Columbus, OH 43232

Circle (37) on Free Info Card

TRANSCOM CORP.

Serving the Broadcast Industry Since 1978

Fine Used AM & FM Transmitters and Also New Equipment.
 For the best deals on Celwave products,
 Andrew cable and Shively antennas.

| | | | |
|-------|----|------|--------------------------|
| 100W | FM | 1985 | Harris FM100K |
| 1KW | FM | 1988 | Harris FM1K |
| 3.5KW | FM | 1979 | McMartin BF3.5M |
| 5KW | FM | 1969 | RCA BTF 5D |
| 10KW | FM | 1970 | Harris FM 10H3 |
| 10KW | FM | 1976 | RCA BTF 10E |
| 20KW | FM | 1974 | Collins 831G2/Cont 816R2 |
| 20KW | FM | 1975 | Harris FM20K |
| 20KW | FM | 1967 | Collins 830H-1B |
| 20KW | FM | 1977 | RCA BTF 20E1 |
| 20KW | FM | 1983 | RCA BTF 20ES1 |
| 1KW | AM | 1978 | Harris MW-1 |
| 1KW | AM | 1980 | Continental 314R-1 |
| 10KW | AM | 1980 | Harris MW-10 |
| 10KW | AM | 1976 | Continental 316F |
| 25KW | AM | 1982 | CSI T-25-A |
| 50KW | AM | 1978 | Harris MW50C3 (1100 KHZ) |
| 50KW | AM | 1978 | Continental 317C-1 |
| 50KW | AM | 1973 | Continental 317C |
| 50KW | AM | 1981 | Continental 317C-1 |
| 50KW | FM | 1982 | Harris MW-50B |

1077 Rydal Road #101, Rydal PA 19046
 800-441-8454 • 215-884-0888 • FAX No. 215-884-0738

IF YOU WISH TO VISIT OUR HOME PAGE,

WE ARE AT www.trcorp.com

IF YOU WISH TO E-MAIL US, WE ARE AT transcom@trcorp.com

Circle (38) on Free Info Card

Station Yourself Under a KD Kanopy

Aluminum Frame:
 Exclusive Manufacturer



Why KD Kanopies?

- ▲ Lightweight Aluminum Frame
- ▲ Custom Silk Screened Graphics
- ▲ Variety of Colors & Accessories
- ▲ Water Resistant & Fire Retardant Fabric
- ▲ FREE Heavy Duty Carry Bag & Stakes
- ▲ Rust Proof
- ▲ Durable
- ▲ Sets Up in 30 Seconds
- ▲ No Loose Parts or Ropes
- ▲ 8'x8', 10'x10' & 10'x20'


KD Kanopy
1-800-432-4435

<http://www.kdkanopy.thomasregister.com>
 E-mail: QCEP02A@PRODIGY.com

Circle (39) on Free Info Card

Pristine RAPIDFIRE

...the Digital Studio System
 for the Station that
 Wants To WIN!



Pristine RapidFire is the industry's most powerful, fun to use, Digital Studio System! RapidFire will save you thousands of dollars over other high-end digital systems while offering superior features and bulletproof reliability. RapidFire's **Quick Pick** makes it easy to add or change music, commercials, jingles, promos, liners, and last minute

Insertions simply by *point and shoot*. RapidFire uses only professional quality audio cards featuring Dolby-AC2 or MPEG at a 48 kHz sample rate. You can even playback three audio sources while recording a fourth, all at the same time. Call us to find out how easy and affordable it is to harness the power of Pristine RapidFire for your station!

The Next Generation In Broadcast Software

West & International
310-670-7500
 Fax 310-670-0133



East
864-292-0300
 Fax 864-292-9030

<http://www.pristinesys.com>

Circle (40) on Free Info Card

New Products


CD recordable copier

MediaFORM

► **CD2CD copier:** Accomplish one-button cloning of CD titles with this manual CD-recordable copier. The stand-alone system houses the MediaFORM small controller, which identifies and copies complex formats (ISO, CD-Audio, Hybrid, Mixed Mode and HFS) on the fly without the use of an internal hard drive. The CD2CD provides a three-bay enclosure that incorporates separate read and write drives to support 2X and 4X recording. With a unique track extraction feature, tracks from various disks can be mixed and recorded for customized applications.

800-220-1215 or 610-458-9200; fax 610-458-9554; info@mediaform.com;
www.mediaform.com

Circle (190) on Free Info Card



Rack-mount display chassis Industrial Computer Source

◀ **8300 series:** A series of flat-panel display chassis designed to meet operator interface requirements in limited spaces. The 8300 series is 8.75"(high)x14."(deep) and the basic unit comes with a 250W, 120/220VAC

power supply, cooling fan, flat-panel controller with interface harness and full power support for the selected display type.

800-677-7329; www.Industry.net/indcompsrc

Circle (191) on Free Info Card

MPEG-2 stereo audio codec board

Philips Electronics

• **MPEG-2 codec boards:** The DVD MPEG-2 audio codec is an ISA extension card for personal computers and features technology based on the MUSICORE algorithm. Real-time encoding and decoding are possible for MPEG-1 and MPEG-2, both Layer I and Layer II. The codec supports all standard MPEG bit rates and can encode audio in stereo, joint stereo, dual channel and mono. A SMPTE time-code interface enables synchronized recording and the triggering of start and stop times in scene-by-scene encoding.

408-7373; 408-453-6444

Circle (185) on Free Info Card

GOLDLINE

MANUFACTURED IN U.S.A. SINCE 1961

*Three Test
Instruments in One!*

TS-1 AUDIO TEST SET



Also available as a rack
mount model.

Audio Oscillator dB Meter Frequency Counter

Now available with balanced
output plus fine tune adjust

Send for Free Catalog:

GOLDLINE

Box 500, West Redding, CT 06896

Telephone: (203) 938-2588

FAX: (203) 938-8740

web: http://www.gold-line.com

Circle (16) on Free Info Card

Be cost-effective.

Expose your products and
services to more than
12,500 potential buyers
by advertising in **The Gallery.**

For more details, call Steven Bell, National
Sales Manager, at 913-967-1848

BUY FROM THE LEADER!

Whirlwind can deliver the stock or custom plates, panels, rack mounts, or floor boxes you need, at a good price and on schedule. Steel, aluminum, laminate — one panel or thousands, custom business is our daily business.

And because we understand systems, your order will come out the way you want it. Our years of custom work for the major networks, theme parks, casinos, and reinforced



sound applications are at your service whenever you call.

So whether you want it blank, punched, engraved, loaded with connectors, or completely harnessed and ready to go, we'll provide you with a prompt quote, great delivery, and no-compromise Whirlwind product quality. You don't want to punch, label, and wire another panel, do you? Call us toll free today!

The Leader in Panels whirlwind 888-733-4396

Circle (17) on Free Info Card

COMING IN THE MARCH/APRIL ISSUE OF *BE RADIO*...

COVER STORY: NAB '97 PREVIEW

The industry's most comprehensive and accurate pre-show listings and conference information, plus our exclusive Radio Hall map and a tip sheet on the top trends and products to look for at NAB '97.

FEATURE: FACILITY DESIGN

Several of the top new radio broadcast facilities in the United States are profiled.

CONTRACT ENGINEERING: POWERING YOUR PLANT

There's no substitute for good, clean AC power, particularly in a digital audio environment with heavy dependence on computer-based equipment. Broadcasters who attempt to ignore these elements do so increasingly at their own peril.

MANAGING TECHNOLOGY: USING ISDN

ISDN has substantial advantages for radio broadcast applications, but it's not a total panacea. Here's what a manager needs to know about putting the technology to best advantage.

RF ENGINEERING: SPREAD-SPECTRUM LINKS

Unlicensed, low-power, two-way spread-spectrum transmission in the 900MHz and S-band regions has begun to take off. Find out how it's being used for digital audio backhaul from remotes and transmitter-site control.

THE LAST BYTE: DAB UPDATE

An up-to-the-minute status report on progress in digital radio broadcasting.

Plus, the latest regulatory updates, technology news, business happenings and more — all coming your way in the next issue of *BE Radio*.

BE Radio

CLASSIFIED

SERVICES



HAMMETT & EDISON, INC.
CONSULTING ENGINEERS
RADIO AND TELEVISION

DANE E. ERICKSEN, P.E.

Box 280068
San Francisco, CA 94128
707/996-5200 707/996-5280 Fax

EXEgesis Technologies Technology Consultants

Design- Project Management- Systems Integration - Installations
Audio, Video, Data, RF, LAN & WAN

Kevin McNamara, President 301.865.1011
P.O. Box 278 Voice/Fax
New Market, MD 21774 EXEGESIS1@AOL.COM
E-Mail

SOFTWARE

WinRADIR: THE RADIO STATION DATABASE

12,000+ U.S. licensed stations are contained in a database specifically designed for Windows! Searches on calls, formats, markets, etc. Gives phone/faxes/web site addresses, prints mailing labels. Only \$179.95/yr (incl. quarterly updates).

1-800-277-8224

Internet: <http://www.acelinfo.com/bbh/info>

D.L. MARKLEY & Associates, Inc. CONSULTING ENGINEERS

2104 West Moss Ave.
Peoria, Illinois 61604
(309) 673-7511
FAX (309) 673-8128
Member AFCCE

CHAN & ASSOCIATES

Strategic Marketing • Public Relations • Advertising

Curtis Chan
President

1307 Shadow Lane, Suite C
P.O. Box 5509
Fullerton, CA 92838-0509
Phone: (714) 447-4993
Fax: (714) 578-0284
Pager: (714) 506-1357
Email: cchan@ix.netcom.com
Compuserve: 74601,2707

CLASSIFIED ADVERTISING RATES

Advertising rates in *BE Radio* Classified Section are \$45 per column inch, per insertion. There is a one inch minimum.

Ads may also be purchased By-The-Word for \$1.75 per word, per insertion. Initials and abbreviations count as full words. Minimum charge is \$30 per insertion.

Contact the **Classified Sales Manager** at 1-800-896-9939 or fax (913) 967-1735 to advertise in *BE Radio* Classifieds.

JOHN H. BATTISON P.E.
CONSULTING BROADCAST ENGINEER,
FCC APPLICATIONS AM, FM, TV, LPTV
Antenna Design, Proofs, Fieldwork
2684 State Route 60 RD #1
Loudonville, OH 44842
419-994-3849

PROMOTE YOUR SERVICES

and increase business for as low as

\$45⁰⁰ per insertion.

Call 800-896-9939

AD INDEX

| | Page Number | Reader Service Number | Advertiser Hotline |
|------------------------------------|----------------|-----------------------------|-----------------------|
| Antenna Concepts..... | 46 | 64 | 916-621-2015 |
| Armstrong Transmitters Corp..... | 60 | 10 | 315-673-1269 |
| Audio Broadcast Group..... | 63 | 30 | 800-999-9281 |
| Audio Processing Tech. Ltd..... | 9 | 19 | +232-371-110 |
| Auditronics, Inc..... | 71 | 2 | 901-362-1350 |
| Besco Internacional..... | 63 | 28 | 214-630-3600 |
| Broadcast Technology Company..... | 65 | 36 | 719-336-3902 |
| Broadcast Tools Inc..... | 63 | 29 | 360-428-6099 |
| Circuitwerkes..... | 64 | 31 | 904-331-5999 |
| Coaxial Dynamics, Inc..... | 60 | 11 | 216-267-2233 |
| Computer Concepts Corp..... | 13 | 7 | 913-541-0900 |
| Comrex Corp..... | 25 | 51 | 508-263-1800 |
| Crown Broadcast..... | 36 | 56 | 219-294-8000 |
| Dalef Digital Media Systems..... | 56 | 24 | +140-380-139 |
| Enco Systems Inc..... | 29 | 42 | 810-476-5711 |
| Energy-Onix..... | 59 | 60 | 518-758-1690 |
| ESE..... | 65 | 33 | 310-322-2136 |
| Euphonix..... | 37 | 57 | 415-855-0400 |
| Fidellpac Corporation..... | 30 | 43 | 609-235-3900 |
| Gold Line..... | 67 | 16 | 203-938-2588 |
| Gorman Redlich Mfg. Co..... | 64 | 34 | 614-593-3150 |
| Hannay Reels..... | 50 | 48 | 518-797-3791 |
| Harris Corp./Broadcast Div..... | 3 | 4 | 217-222-8200 |
| Henry Engineering..... | 61 | 12 | 818-355-3656 |
| HHB Communications Limited..... | 49 | 47 | 081-960-2144 |
| Hollyanne Corporation..... | 52 | 50 | 888-432-7463 |
| Innovative Devices, Inc..... | 31 | 44 | 250-260-2861 |
| Inovonics..... | 62 | 15 | 800-733-0552 |
| Internet NAB Show Daily..... | 41 | 45 | 800-901-8202 |
| Intraplex, Inc..... | 58 | 27 | 508-692-9000 |
| Itelco..... | 18 | 22 | 305-715-9410 |
| Jampro Antennas, Inc..... | 24 | 41 | 916-383-1177 |
| JK Audio..... | 61 | 13 | 800-JK-AUDIO |
| KD Kanopy..... | 66 | 39 | 800-432-4435 |
| Kintronc Labs Inc..... | 62 | 14 | 432-878-3141 |
| LBA Technology Inc..... | 51 | 49 | 800-522-4464 |
| Leitch Incorporated..... | 7 | 18 | 800-231-9673 |
| Logitek..... | 33 | 53 | 713-782-4592 |
| Mackie Designs Inc..... | 2 | 1 | 800-258-6883 |
| MIC Flag Co..... | 65 | | 203-488-4267 |
| Mouser Electronics..... | 64 | 32 | 800-992-9943 |
| NAB Broadcasters..... | 45 | 62 | 202-429-5350 |
| Neumann (USA)..... | 27 | 52 | 860-434-5220 |
| Neutrik Canada..... | 38 | 58 | 514-344-5220 |
| NSN Network Services..... | 55 | 23 | 800-345-VSAT |
| OMB America..... | 35 | 55 | 305-477-0974 |
| Orban..... | 5 | 5 | 510-297-2774 |
| Phasetek Inc..... | 59 | 8 | 215-536-6648 |
| Pristine Systems Inc..... | 66 | 40 | 864-292-0300 |
| QEI Corporation..... | 42-43 | 46 | 800-334-9154 |
| Radio Soff..... | 57 | 25 | 904-426-2521 |
| Sennheiser Electronics Corp..... | 40 | 61 | 203-434-9190 |
| Shure Brothers..... | 17 | 63 | 800-25-SHURE |
| Smarts Broadcast Systems..... | 39 | 59 | 800-747-6278 |
| Spacewise Broadcast Furniture..... | 40 | 9 | 800-775-3660 |
| Studer Professional Audio Ag..... | 15 | 20 | 411-870-7511 |
| S.W.R. Inc..... | 57 | 26 | 814-472-5436 |
| Transcom Corporation..... | 66 | 38 | 215-884-0888 |
| Universal Electronics Inc..... | 66 | 37 | 614-866-4605 |
| Ward-Beck Systems Ltd..... | 34 | 54 | 416-438-6550 |
| Wheatstone Corporation..... | 72 | 3 | 315-452-5000 |
| Whirlwind Music Dist. Inc..... | 67 | 17 | 510-284-8417 |
| 360 Systems..... | 11 | 6 | 818-991-0360 |

SALES OFFICES

NATIONAL & INTERNATIONAL

Steven Bell
9800 Metcalf Avenue
Overland Park, KS 66212-2215
Telephone: (913) 967-1848
FAX: (913) 967-1900
E-mail: steven_bell@intertec.com

CLASSIFIED ADVERTISING

Jeff Utter
Telephone: (800) 896-9939
(913) 967-1732
FAX: (913) 967-1735

WESTERN U.S.

Sue Horwitz
809 South Orange Drive
Los Angeles, CA 90036
Telephone: (213) 933-9485
FAX: (213) 965-1059
E-mail: 76345,2624@compuserve.com

LIST RENTAL SERVICES

Lori Christie
Telephone: (913) 967-1875
FAX: (913) 967-1897

BE Radio

EDITORIAL

Skip Pizzi, *Editor*
Brad Dick, *Editorial Consultant*
Dawn Hightower, *Senior Associate Editor*
Deanna Rood, *Associate Editor*
Jim Salacin, *Editorial Assistant*
Tom Cook, *Senior Managing Editor*
Carl Bentz, *Directories Manager*

ART

Stephanie L. Masterson, *Art Director*

BUSINESS

Raymond E. Maloney, *President*
Cameron Bishop, *Senior Vice President*
Dennis Triola, *Publisher*
Judson Alford, *Associate Publisher*
Eric Proffitt, *Marketing Coordinator*
Kathy Volkland, *Advertising Coordinator*
Annette Hulsey, *Classified Advertising Coordinator*
Doug Conrod, *Corporate Art Director*
Barbara Kummer, *Circulation Director*
Leann Sandifar, *Circulation Manager*
Customer Service: 913-967-1711 or 800-441-0294

TECHNICAL CONSULTANTS

Jerry Whitaker, *Contributing Editor*
Yasmin Hashmi, *International Correspondent*
Stella Plumbridge, *European Correspondent*
Russ Berger, *Broadcast Acoustics*
John H. Battison, P.E., *Antennas/Radiation*
Dane E. Erickson, P.E., *Systems Design*
Donald L. Markley, *Transmission Facilities*
Harry C. Martin, *Legal*
Curtis Chan, *Audio/Video Technology*
Kevin McNamara, *Computer Technology*

MEMBER ORGANIZATIONS

Sustaining Members of:
• Acoustical Society of America
• Audio Engineering Society
• Society of Broadcast Engineers
Member, American Business Press
Member, BPA International



BE RADIO (ISSN 1081-3357) is published bimonthly (except an additional issue in August) and mailed free to qualified recipients by Intertec Publishing Corporation, 9800 Metcalf, Overland Park, KS 66212-2215. Non-qualified persons may subscribe at the following rates: USA and Canada, one year, \$30.00; all other countries, one year, \$35.00 (surface mail), \$70.00 (air mail). Periodicals postage paid at Shawnee Mission, KS, and additional mailing offices. Canada Post International Publications Mail (Canadian Distribution) Sales Agreement No. 0956244.

POSTMASTER: Send address changes to *BE Radio*, P.O. Box 12937, Overland Park, KS 66282-2937.

BE Radio is edited for corporate management, technical management/engineering and operations and station management at radio stations and recording studios. Qualified persons also include consultants, contract engineers and dealer/distributors of radio broadcast equipment.

SUBSCRIPTIONS

Authorization to photocopy items for internal or personal use, or the internal or personal use of specific clients, is granted by Intertec Publishing provided that the base fee of U.S. \$2.25 per copy, plus U.S. \$0.00 per page is paid to Copyright Clearance Center, 222 Rosewood Drive, Danvers, MA 01923. The fee code for users of the Transactional Reporting Service is ISSN 1081-3357/1996 \$2.25+00.00.

For those organizations that have been granted a photocopy license by CCC, a separate system of payment has been arranged. Prior to photocopying items for educational classroom use, contact CCC at 508-750-8400.

Organizations or individuals with large quantity photocopy or reprint requirements should contact Chris Loiesto, 312-840-8407. Microfilm copies of *BE Radio* are available by calling/writing UMI, 300 North Zeeb Rd, P.O. Box 1346, Ann Arbor, MI 48106-1346. Phone: 313-761-4700 or 800-521-0600.

CORRESPONDENCE

Editorial and Advertising: 9800 Metcalf, Overland Park, KS 66212-2215. Phone: 913-341-1300; Edit. Fax: 913-967-1905. Adv. Fax: 913-967-1904.

© 1997 by Intertec Publishing.
All rights reserved.





Why RBDS has failed (so far)

By Skip Pizzi, editor

It's been four years since the Radio Broadcast Data System (RBDS) standard was established in the United States, and the format is still hardly a blip on the consumer's radar screen. The rare consumers who want RBDS radios not only find them difficult to obtain, but learn that it's tough to find a sales outlet where anyone even knows what they're talking about.

Minimal penetration, awareness, interest and availability after four years — that's a pretty definite flop by anyone's measure. Whether it will remain so is an open question, but to paraphrase Frank Zappa, if RBDS isn't dead, it sure smells funny. The format's resuscitation will only get harder as time goes on.

Contraindications

RBDS has not failed for lack of champions. The EIA has gone to great lengths in seeding the broadcast marketplace with RBDS encoders, along with conducting a major education and promotion campaign. Meanwhile, the European equivalent of RBDS, called RDS, has received far greater acceptance in Western Europe, where receivers are widely available. Given this context, the failure of RBDS is all the more puzzling and worthy of examination.

On the surface, it's a classic chicken-and-egg problem. While some broadcasters put RBDS on air, few receiver manufacturers followed suit with products or advertising support. Manufacturers continually claim that a full-scale RBDS marketing launch is just around the corner, but many broadcasters are about to give up on the format, feeling that the electronic and automotive industries have dropped the ball.

Although four years may not seem long in the tradition of broadcast formats, those old time frames are fading away as speed becomes more critical. Inertia is death in the digital age.

The real culprit

Yet there is a more insidious reason for RBDS's failure, best captured in that memorable dictum of Deep Throat, "Follow the money." Look at any of today's successful new chicken-and-egg systems — the cellular phone or the Internet, for instance. Consumers are motivated to buy new hardware because they see some value in the content to which the equipment gives them potential access. Then they pay a service fee *on an ongoing basis* to some gatekeeper of that content. It's this continuing cash flow for access to content from a service provider that drives the market created by the system. For the

mainstream consumer marketplace, there is no profitable service-provider model in the RBDS environment, and hence no driving force to marshal the manufacturers, broadcasters, third-party content-creators and consumers into a coherent effort.

To prove this point in microcosm, look at the one bright spot on RBDS's scorecard. It involves third-parties who have leased a part of some stations' RBDS auxiliary capacity for special services. While they haven't been roaring successes, either — mostly because they are fairly narrow, "industrial" niche services — at least some positive cash flow to stations has resulted. (Ironically, the same datacasting-for-dollars motivation has actually kept RBDS *off* some stations, where existing and lucrative subcarrier contracts preclude its use.)

Of course, such third-party datacasting existed before RBDS, and has continued since. What was new and appealing to broadcasters about RBDS was its provision of *program-associated data*, allowing FM stations to add multimedia (i.e., text and other data keyed to the station's audio signal) for main-carrier listeners. Unfortunately, there's no long-term cash flow in that (or even the promise of it) — either to broadcasters, content-creators or consumer equipment manufacturers. If nobody makes money on the service, nothing moves.

The next big thing

Like any emerging system, RBDS's stall risks that it will be eclipsed by a better system while waiting for its market to develop. That's just what some proponents of new, higher-speed datacasting systems have in mind. (See "RF Engineering," November/December 1996.) Of course, as "successors" to RBDS, they may be nothing more than turbo-charged Edsels. Higher speeds alone won't be enough to make them catch on. There's got to be some viable, long-term commerce flowing through any new communications system for it to survive.

It's to broadcasters' benefit if any of these systems succeed, however. Putting a display screen on the radio is a lot like putting speakers on the computer screen — perhaps better, from the existing radio listener's perspective. Assuming it displays something the listener wants to see, this could help FM broadcasting remain viable in the face of much emerging and future competition. The key is structuring the system around a service-modeled business, not a toy-modeled purchase, however. Mobilizing the forces required for such a system's success won't be easy, but it could be worth it.

A
NEW
STAR
IS
BORN



NUSTAR

DIGITAL IS HERE!

◇ *FIRST USABLE* ◇ *FIRST AFFORDABLE*

- ◇ DSP with ANALOG and DIGITAL INPUTS and OUTPUTS
- ◇ SAMPLE RATE CONVERSION Standard on DIGITAL INPUTS
- ◇ Optional SAMPLE RATE CONVERSION on DIGITAL OUTPUTS
- ◇ 16 BIT CD QUALITY ; 24 BIT READY
- ◇ UNIVERSAL "CONTROL SURFACE" and RACK MAINFRAMES
- ◇ FULLY MODULAR and UPGRADE READY

GET YOUR BROADCAST *DIGITAL* AUDIO CONSOLE TODAY!

AUDITRONICS 3750 Old Getwell Road, Memphis, TN USA (901) 362-1350

FAX (901) 365-8629

Circle (2) on Free Info Card

Some Countries Have It ALL!



WSIX - Nashville, Tennessee "Country Music Station of the Year"

A-500 Studio Furniture delivered March 1993
A-500 Console S/N 20789 delivered April 1993
A-500 Console S/N 20792 delivered April 1993
A-6000 Studio Furniture delivered March 1995
A-6000 Console S/N 22536 delivered March 1995
R-16 Console S/N 22557 delivered March 1995
SP-5 Console S/N 22593 delivered April 1995

1995 Academy of Country Music Award
1995 Marconi Country Music Award
1995 Billboard Country Music Award
1995 Country Music Association Award
1995 Country Music Association SRO Award
1995 Gavin Country Music Award
1996 Gavin Country Music Award
1996 Academy of Country Music Award

Wheatstone Model A-6000 Audio Console shown

 **Wheatstone Corporation**
tel 315-452-5000 / Syracuse, NY.

Circle (3) on Free Info Card