


# BE

# Radio®

November/December 1997/\$7.00

An INTERTEC®/K-III Publication

...from the Editors of **BROADCAST**  
ENGINEERING



**CONSOLIDATION:  
The end of  
mom & pop  
radio?**

tim

# Pristine mic preamps, natural EQ, beaucoup exclusive features, astonishing headroom, an extra stereo bus... and tens of thousands of enthusiastic owners.

■ **"Great mixer. Really cleaned up the sound of my recording and has done a great job live mixing keyboards with the band and as my main mixer on solo and duo gigs."** (J.S., Martinez, GA)

■ **"Finally, a lightweight/compact mixer loaded with practical features that delivers clean, no-noise sound!"** (R.B., Franklin, WI)

■ **"Beautiful layout and the smoothest faders I've ever seen in a compact mixer."** (B.L., Cedar Hill, TX)

■ **"Great product. Clean sound. Live recordings are great!"** (D.L., Denton, TX)

■ **"I really like the Control Room mixing and Alt 3-4."** (R.P., Fort Lee, NJ)

■ **"I am greatly impressed with the very low noise of the mic preamps."** (T.T., Belair, SA)

■ **"I really dig all the features you pack into such a small price. My 1402 was really easy to get into and use."** (R.R., Murray, UT)

■ **"I didn't believe the hype until I bought an MS1402-VLZ. NOW I believe the hype."** (J.C., Toronto, ON)

■ **"Sure like that 'stereo solo in place' feature. Also, headroom is great with lotsa presence."** (L.S., Forest Grove, OR)

■ **"You've heard it all before, I'm sure. Great product. Great price. Options and versatility out the wazoo, from hardware design right down to panel labeling."** (J.H., Ithaca, NY)

■ **"I really like the EQ points you've chosen and the EQ curves."** (B.M., Lanseshore, MA)

■ **"Plastic mixers can break easily. The MS1402 is made of metal!"** (M.S., Shorewood, IL)

■ **"I will be using the MS1402 to track all keyboards on MANDBWDWTWEL\* for Atlantic Records."** (R.H., New York, NY)

\*Major act, name deleted because we don't want to tangle with entertainment lawyers.

■ **6 mic preamps.** The same high headroom, ultra-low noise (-129.5 dBm E.I.N.) preamps used in our 8-Bus studio consoles.

■ **6 mono and 4 stereo line level inputs.**

■ **2 aux sends per channel.**

■ **Low Cut Filter** lets you use LFE EQ without boosting mic thumps, room rumble, and P-pops, or losing audible low bass. Exclusive Mackie circuitry.

■ **Trim** with -10dB "virtual pad" and 60dB total gain range.

■ **EFX to Monitor switch** folds reverb or other effects back into the Aux 1 stage monitor feed. Another Mackie exclusive.

■ **"The Alt 3-4/Mute is ingenious!"** (B.L., Cedar Hill, TX)

■ **"On my test run — a live acoustic show — I was impressed by the quiet and user friendliness of the MS1402-VLZ. The audience was also impressed with its crystal clarity."** (F.A., Bloomington, IL)

■ **"The 'RUDE' solo light is certainly that, but you never have to worry about leaving it on by mistake."** (L.B., Winnepeg, LB)

■ **"The Low Cut button is a big help in cutting boomy stuff when running a big bass and arch-top guitar live."** (G.S., Kirkland, WA)

■ **"The quality of the EQ is amazing! I was blown away by the tone and clarity."** (J.D., Pomeret, CA)

■ **"The MS1402-VLZ is great — excellent specs (I teach audio engineering) and really clever routing options."** (J.P., Los Angeles, CA)

■ **"What I heard when I hooked up my MS1402-VLZ was exactly what I wanted to hear. Nothing. Cleanest mixer I have ever worked with."** (R.S., Fergus Falls, MN)

■ **"The 1402 RULES! People all the time come and tell me how wonderful the sound is."** (P.F., Cincinnati, OH)

■ **"It survived and played through a glass of iced tea spilled all over it at a fashion show for a very important client of mine. Show was perfect. Client paid. I'm buying more Mackie."** (H., Houston, TX)

■ **"I do work as a Senior Executive Producer for [major classical music label]. The MS1402 was highly recommended by several studio engineers."** (S.E., NY, NY)

■ **"Great product!"** (C.B., San Francisco, CA)

■ **Pre/Post Aux 1 mode switch.**

■ **2 master aux returns.**

■ **Balanced XLR outputs switch between mic & line levels. Bal./unbal. 1/4" TRS outputs, too.**

■ **3-band EQ.** Others may have copied our EQ band centers but not the clean, musical sound of our unique circuit design.



■ **Solid steel chassis.**

■ **Easy level setting via LED display; in-place stereo solo feature maximizes headroom & minimizes noise.**

■ **Control Room/Phones switching matrix and separate volume control lets you submix, feed multi-track tape machines, create separate monitor mixes, preview channels, and much more. A Mackie Designs exclusive.**

■ **AFL/PFL solo mode switch.**

■ **Constant loudness pan control for precise stereo mixes.**

■ **Alt 3-4.** The MS1402-VLZ's Mute button is really a second stereo bus in disguise. A Mackie exclusive.

■ **60mm faders** with true log taper for accurate fades throughout the controls' travel.



All products made in Woodinville USA by certified Mackoids  
Toll-Free in the US, 800/898-3211 • Int'l. 206/487-4333  
E-mail: sales@mackie.com • www.mackie.com • NASDAQ: MKIE

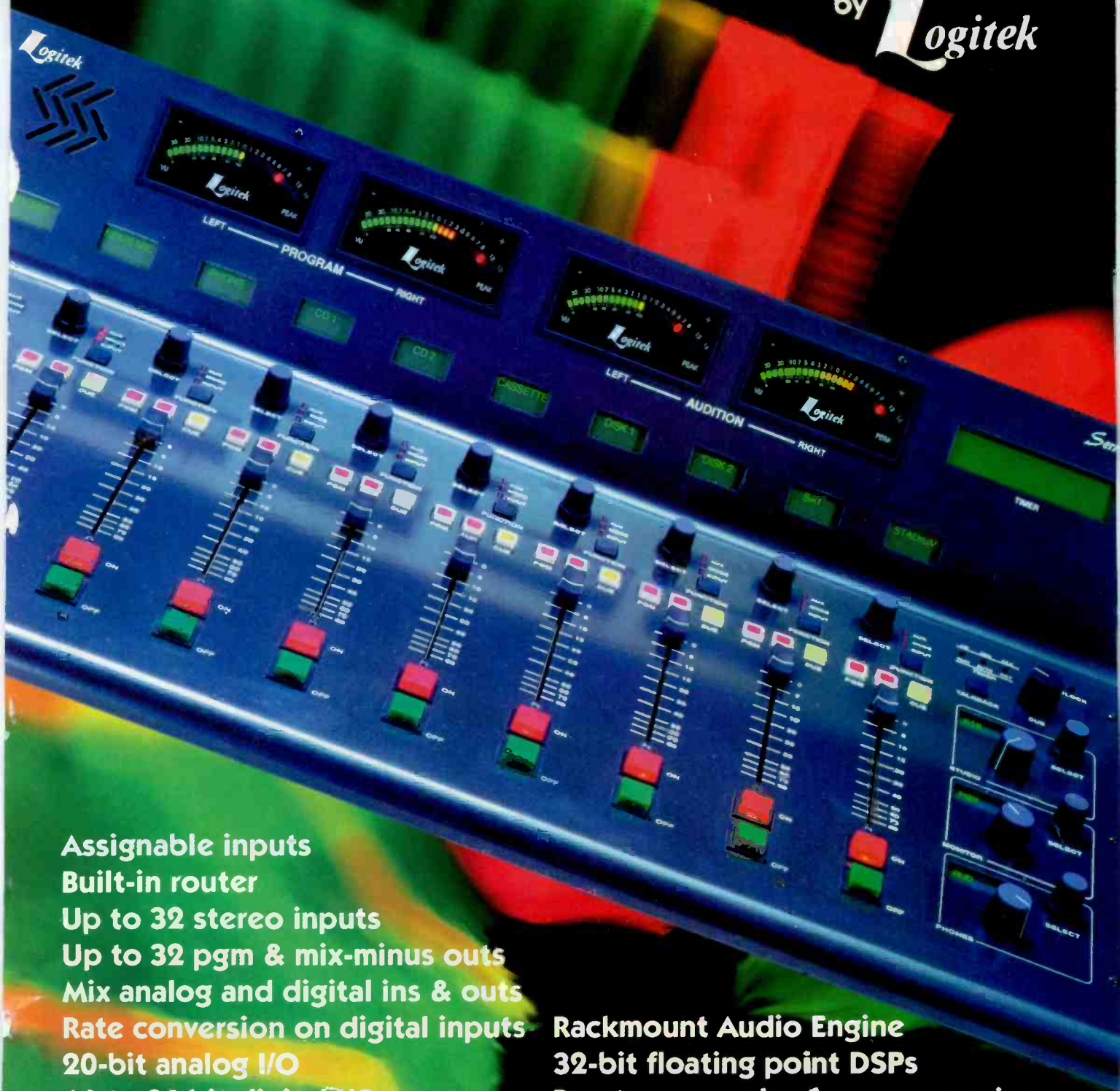
Circle (1) on Free Info Card

Below: A few of the 400+ folks who work at Mackie Designs in Woodinville, WA, 20 miles north of Seattle



# The Missing Link in your Digital Air Chain

*Serial Sound*  
Broadcast Consoles  
by **Logitek**



**Assignable inputs**

**Built-in router**

**Up to 32 stereo inputs**

**Up to 32 pgm & mix-minus outs**

**Mix analog and digital ins & outs**

**Rate conversion on digital inputs**

**20-bit analog I/O**

**16 to 24 bit digital I/O**

**Machine control interface**

**16 MByte delay & reverb memory**

**Rackmount Audio Engine**

**32-bit floating point DSPs**

**Run two consoles from one engine**

**Easily connect automation systems**

**Direct factory support via modem**

800-231-5870 - fax 713-782-7597 - email [help@logitekaudio.com](mailto:help@logitekaudio.com) - <http://www.logitekaudio.com>

Circle (4) on Free Info Card

## FEATURES

### 28 Consolidating Facilities

By Chip Morgan

There are many issues to be considered when combining into a superduopoly.

### 44 DAB: The Insider's View

By Skip Pizzi and Chriss Scherer

DAB is getting closer. Two interviews covering IBOC and SDARS.

### 56 The Fall Shows of 1997

By Chriss Scherer

Two grand cities host two big shows.

### 58 Field Report: Musicam FieldFone

By Jeff Johnson



10

## DEPARTMENTS

### 6 Editorial

By Skip Pizzi

Unintended consequences.

### 8 Viewpoint

By Chriss Scherer

How much consolidation?

### 10 Contract Engineering

By William Fawcett

Ensure compliance with the latest rules in tower lighting.

### 14 Managing Technology

By Chriss Scherer

The audio archives: Keeping them safe.

### 20 RF Engineering

By John Battison

A primer on RF grounding techniques that every engineer should know.

### 26 FCC Update

By Harry C. Martin

Settlement caps and new commissioner hearings.

### 62 New Products

### 72 New Products from NAB Radio and AES

### 76 Business/People

### 78 Reader Feedback

### 84 Classifieds

### 86 The Last Byte

By Skip Pizzi

Optical recording formats.



28



44



56

**ON THE COVER:** The Mom and Pop radio station is becoming a rare breed in this day of mega-mergers and superduopolies. (Illustration by Tim Grace.)

While broadcast and video production environments have changed over the years, your need for a Shure mixer has remained.

First the Shure M67 and then the Shure M267 became industry standards, taking their place in the most demanding broadcast applications and setting new levels of ruggedness, reliability, and versatility.

Now there's the Shure M367. Since its recent introduction, the M367 has found its way into the hands — and hearts — of audio professionals.

Just as versatile and reliable as its predecessors, the M367 includes a list of impressive new features — like low-noise circuitry making it quiet enough for digital formats, input peak LEDs, 12- and 48-volt phantom power to handle a wide variety of condenser microphones, two XLR outputs, an easy-access side battery compartment, a headphone monitor circuit with monitor in function, and a detachable power cord.

Your audio needs may continue to change, but there is one product you can always count on: your Shure mixer.

**For the Shure M367 Dealer Nearest You, Call 1-800-25-SHURE.**

# New Faithful



**Shure M367 Professional Mixer**

The Sound of Professionals...Worldwide.®

**SHURE®**

Circle (5) on Free Info Card

## Unintended consequences

It's generally agreed that the current wave of radio station acquisition and consolidation will have a dramatic impact on the industry. But exactly what this impact will be is still uncertain, and becoming more so. A few predictions about consolidation's effects that seemed like safe bets are already turning out to be wrong, at least in part. For example:

• **Prediction:** *Consolidations will bring mass layoffs.*

**Reality:** At least so far, surprisingly few professional jobs have been lost from consolidation. Most stations were already running tight ships in terms of personnel, and many superduopoly owners are following the "if it ain't broke..." approach with their newly acquired staffs.



• **Prediction:** *The deep pockets that consolidation brings to formerly independent stations will allow substantial new capitalization of facilities.*

**Reality:** Many newly acquired stations are having greater difficulty than ever in getting proposed purchases

approved by their corporate HQs, where a tighter breed of bean counters reigns fiscally supreme.

• **Prediction:** *Maximum-sized super-duopoly owners will have so many stations in a market that they will experiment with new formats; thus, consolidation will promote increased variety.*

**Reality:** The requirement for high return on investment is so important for new acquisitions that owners are not inclined to take risks with marginal formats. The result is actually *less* variety across the dial, with some formats disappearing entirely (e.g., classical in Philadelphia).

Considering these early lessons, analysts are inclined to step more carefully as the consolidation process continues. Most expect the acquisition phase to last for another year or so, followed by a period of large groups merging or selling out to megacorporations from other industries. During this time, here are a few more pivotal points to ponder:

- How will the nature of competition within a market change? Fewer owners will manage multiple stations, sometimes with the same or similar formats within a group. What's the best way to leverage advertising dollars across these multiple channels? How does one station group establish identity and distinguish its service or value from any other group in the market?
- In cases where stations are physically consolidated,


the net space per station is typically reduced. Will this squeezing and sharing of space have a negative impact on the formerly unique character — and by extension, the quality — of individual stations? Could this result in an "anti-synergy," where the whole is *less* than the sum of its parts?

• Perhaps most important, this highly acquisitive period is driving up the price of stations. Even with the economies of scale resulting from consolidation, substantial advertising rate increases are likely. The timing of these rate increases could coincide with the beginnings of serious competitive impact from new DBS and on-line radio services. The traditional radio market's economics could thereby become inflated at exactly the wrong time, with potentially disastrous results. The need for competitive agility against new entrants may be lost just when it's needed most, as a bulked-up radio industry plays right into its new competitors' strategic hands.

Of course, other scenarios are equally plausible. What if IBOC is a roaring success? Will its cost-effective digital delivery capacity reinvigorate the industry? As we're learning, the increasing number of variables involved here make predictions a risky business. But at least we've got plenty of data for you in this issue of *BE Radio* on a few of the relevant subjects (consolidation, IBOC and DBS radio). Study hard and draw your own conclusions.



**Skip Pizzi, editor in chief**



**READER  
RESPONSE**

**E-mail: [beradio@intertec.com](mailto:beradio@intertec.com)  
FAXback: 913/967-1905**

# UNBEATABLE SOUND



## Digital Audio Champion

# LEITCH®

The winning Digital Glue team now includes digital audio. The range consists of AES/EBU distribution, audio synchronization, audio multiplexing and analog to digital and digital to analog conversion. And all for the same convenient frames as the Leitch digital video products.

Check into Leitch's Digital Audio Glue. Now that's sound advice!



Canada / International  
Tel : + 1 (416) 445-9640  
Fax: + 1 (416) 445-0595

U.S.A  
Tel : + 1 (800) 231-9673  
Fax: + 1 (757) 548-4088

Europe  
Tel : +44 (0) 1256 880088  
Fax: +44 (0) 1256 880428

Eastern Europe  
Tel : +49 (89) 4900-2042  
Fax: +49 (89) 4900-2043

Japan  
Tel : + 81 (3) 5423-3631  
Fax: + 81 (3) 5423-3632

Australia  
Tel : 011-61-2-9999-2355  
Fax: 011-61-2-9999-2366

Brazil  
Tel : + 55 (11) 867-0218  
Fax: + 55 (11) 867-0408

<http://www.leitch.com>

Circle (17) on Free Info Card

## Superopolies are everywhere

**W**hat does the word *consolidation* mean to you? Does it stir any feelings or emotions? Over the past few years, it is interesting to think that the meaning of this word has not really changed in definition, but it certainly has changed in scope.

When we first started using the word, the ownership limits set by the FCC were still in place, although already relaxed from the earlier barriers set. The first steps of consolidation efforts affected basic LMAs and then a few duopolies. Stations that were stand-alone or AM/FM combo operations for ages were suddenly joining forces with another station. There were so many possibilities.



Various formats and even fragmentation of formats could be covered under one roof. The double or even triple team effort could cover a corner of a given market. The price tags for the licenses were already somewhat high, but not too far out of reach (to cover the debt in the long run).

There were some uneasy situations for employees, including engineers, as the consolidated operation came into place.

Many situations involved moving one or all of the stations in the transaction into a common facility. The new operation could usually cut some costs by reducing the staff on hand. Many station engineers moved into the contract engineering field. Before long, there were contract engineers serving four or five facilities — not stations — facilities. The engineers that kept their jobs at the station level usually felt fortunate. The contract engineers that picked up work at several facilities usually felt lucky as well because they still had work.

Now, the meaning of consolidation has changed again. No longer is it just two stations combining operations — it's two major groups. The consolidation effort is not just three stations, but six or eight and sometimes even more. Again, the staff cutbacks can occur, leaving talented people without jobs. Those that make it through the gauntlet feel lucky. Many of these new superduopolies keep an engineer on staff to take care of four or five stations. Not a contract engineer, but a staff employee. The more things change, the more they stay the same.


The frenzy of buyouts and mergers continues. The large group owners keep getting bigger as the big guns get together. Even at the NAB Radio Show there was buzz about the latest merger between Westinghouse/CBS and ARS.

Just over a month ago, the rules of the game changed again. The mergers and buyouts have grown to a scale that has left several large owners raising the question of 'what is left to buy?' When the biggest fish has eaten all the other big fish, what does he do? He goes after the medium-sized fish. The next trend in mergers and buyouts will be the medium-sized groups of 10 to 30 stations, as can be seen with the recent news of Nationwide Communications being sold. The larger groups keep growing, but at a slower rate. The next item on the menu will undoubtedly be the small groups and the few remaining stand-alone stations.

The current selling price for these stations and groups is around 16 times cash flow (and sometimes more). These are not small numbers. The price tags being attached to these transactions is so high that the amount of debt needing to be serviced makes reselling the station a difficult task without assuming a large debt. There are already situations of a single group almost completely owning an entire market.

Where will this all end? Will it come down to two or three superowners? Maybe even one owner if things keep changing. Is this good for radio broadcasting? Competition normally makes all the players stronger. You have several choices of laundry detergent and hamburgers. We'll still have a choice of formats, but they all could have the same man behind the curtain.

On a different subject, there is one news item that needs to be mentioned. *BE Radio* has been coming to you every other month for the past few years. There were some recent additions made to the staff and now there will be a change in the frequency for 1998. *BE Radio* will be coming to you every month starting in January for a total of 10 issues in 1998. Look for more of the quality articles and information you already expect more often. This is another way that *BE Radio* is changing to stay on top of all the technology and news that you need.

  
Chriss Scherer, editor





# MAKE A CLEAN SWEEP WITH PORTABLE ONE



Replace the clutter on your audio test bench with the Portable One Plus from Audio Precision. With one instrument you can make 12 different audio measurements. All in a test set designed from the start with 2 channel level, crosstalk and phase measurement capability.

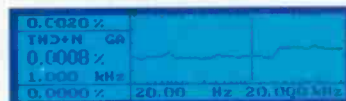
Use the unique AC Mains check function for monitoring power line problems and the built-in wow & flutter meter for measuring analog tape & disc.



The Portable One Plus is built to Audio Precision performance and durability standards... so you know you'll get the same superior performance in the field as on the bench.

Clean sweeps are a breeze with the graphic sweeping capabilities of the Portable One Plus. Plot amplitude or level (stereo), phase or distortion versus frequency.

The graph may be rescaled after a sweep, and the graphic cursor with numeric readout gives you data readings for each measured point.



Connect a dot matrix printer for hard copy printouts of both graphs and tabular data, as well as instrument panels and bargraphs.



The Portable One Plus... the single instrument solution for both your bench and portable audio testing.



**Audio precision**

P.O. Box 2209, Beaverton, OR 97075-3070  
 (503) 627-0832 FAX: (503) 641-8906  
 US Toll Free: 1-800-231-7350  
 Circle (18) on Free Info Card

INTERNATIONAL DISTRIBUTORS: **Australia:** IRT Electronics Pty Ltd, Tel: 2 9439 3744; **Austria:** ELSINCO GmbH, Tel: (1 815 04 00; **Belgium:** Trans European Music NV, Tel: 2 486 5010; **Brazil:** INTERWAVE LTDA, Tel: (21) 325-5351; **Bulgaria:** ELSINCO Rep. Office Sofia, Tel: (2) 958 12 45; **Canada:** GERAUDIG, Distribution, Tel: (416) 695-2779; **China, Hong Kong:** CCE (Int'l) Co. Ltd., Tel: 2424-0387; S&V Instruments Co. Ltd., 2833 9987; **Croatia:** ELSINCO Rep. Office Zagreb, Tel: 1 68 09 14; **Czech Republic:** ELSINCO Praha spol. s r.o., Tel: (2) 49 66 89; **Denmark:** rpn Elektronik aps, Tel: 86 57 15 11; **Finland:** Genelec OY, Tel: 17 813 511; **France:** ETS Mesureur, Tel: (1) 45 83 66 41; **Germany:** RTW GmbH & Co. KG., Tel: 221 70913-0; **Greece:** KEM Electronics Ltd., Tel: 1 57 485145; **Hungary:** ELSINCO Budapest KFT, Tel: (1 269 18 50; **Israel:** Dan-El Technologies, Ltd., Tel: 3-647 8770; **Italy:** Audio Link s.n.c., Tel: 52 648723; **Japan:** TOYO Corporation, Tel: 3 (6588) 6500; **Korea:** B&P International Co., Ltd., Tel: 2 546-1457; B&P (Kumi Office), Tel: 546 53-7547/8; **Malaysia:** Test Measurement & Engineering Sdn (Selangor), Tel: 3 734 1017; Test Measurement & Engineering Sdn (Perang), Tel: 4 642088; **Netherlands:** Heynen B.V., Tel: 485 55 09 09; **New Zealand:** AudioVideo Wholesalers, Tel: 9 279 7206; **Norway:** Lydcosult, Tel: 47-69-178050; **Poland:** ELSINCO Polska sp z o.o., Tel: (22) 39 69 79; **Portugal:** Acutron Electroacustica Lda, Tel: 1 940 1785; **Singapore:** TME Systems Pte Ltd., Tel: 747-7234; **Slovakia:** ELSINCO Slovensko, s.r.o., Tel: (7) 784 165; **South Africa:** SOUNDFUSION MFG., Tel: 11 477-1315; **Spain:** Telco Electronics S.A., Tel: 1 531-7101; **Sweden:** TTS Tai & Ton Studietechnik AB, Tel: 31 52 51 50; **Switzerland:** Dr. W.A. Gunther AG, Tel: 1 910 41 41; **Taiwan R.O.C.:** Double Advance Tech., Tel: 2-596 0666; **Thailand:** Massworld Company Ltd., Tel: 2-294-4930; **United Kingdom:** Thunby Thandar Instruments, Ltd., Tel: (1480) 412451 (7-2-87)

## Tower lighting

By William Fawcett

**T**he staggered FCC antenna structure registration process is about two-thirds complete. If you have registered a tower or have an application pending, you probably have been looking at your existing tower light situation.

Even with recent changes, there continues to be confusion about multiple specifications for lighting. Until recently, the FCC listed its own specifications in Part 17 of the FCC rules. Furthermore, when a license was issued, pertinent paragraphs of FCC Form 715 would be cited, often with a copy of Form 715 attached to the license. Current registrations may quote the FAA specifications contained in FAA advisory circular numbers 70/7460-1H and 150/5345-43D, which are now incorporated by reference into Part 17.

Your license or registration may cite pertinent paragraphs or chapters of *current* or *previous* versions of any of these documents. Be sure to compare your new registration with the specifications listed on your license to make sure that they agree; some processing errors have occurred.

Note that Section 17.17 specifically states that older specifications are grandfathered (as long as the current tower is not modified). Therefore, you may have a 399-foot tower with only one beacon level or alternate flashing beacons; things that might not be permitted under the current rules. You should keep the upgrade cost in mind when considering any proposal for modification.

Under WT Docket 95-5, the *owner* of the tower is responsible for compliance with lighting and marking requirements. In the case of a renegade owner, the FCC may require each licensee and permittee authorized on an antenna structure to maintain compliance in accordance with the antenna structure registration. Therefore, it is critical that the station engineer have a working knowledge of lighting requirements and maintenance procedures, even when dealing with a leased tower.

### To strobe or not to strobe

It is amazing how the pendulum swings. When strobes were first introduced, the public outcry was great. Early designs did not attenuate strobe radiation below the horizon. With the proliferation of strobed cellular towers we are seeing a desensitization to these aesthetic concerns. Now, many local ordinances discourage the orange and white marking required for red lit towers.

Some local situations may call for the use of red lights at night and strobes during the day. This can be a costly compromise, but at least it will save you the expense of

frequent re-painting and re-lamping. Rather than installing dual fixtures, you may consider a strobe design that mechanically places a red lens over the strobe at night. Not only is it likely that new towers will incorporate strobes, many red lit towers are making the transition. For various reasons, it is becoming difficult to even find contractors that will bid on a tower painting project.

Before making changes to a lighting system, you must file an FAA Form 7460-1. Additionally, the tower owner must also submit FCC Form 854, antenna structure registration when such a change is made (generally after FAA approval is obtained). Later, FAA Form 7460-2 is used to report construction status.



Tower light maintenance is the responsibility of the owner. (Photo by Chriss Scherer.)

### Maintenance procedures

You will likely receive a report of any problems encountered during a re-lamping procedure or a periodic on-tower inspection. Typical problems include damaged wiring and fixtures broken by ice or errant bullets. Conduit system breathers should be checked and cleaned to avoid water accumulation. Apart from climbing the tower, a number of items can be checked on a regular basis.

The most basic of all inspections is the 24-hour daily check. By law, a visual inspection must be made and logged at least once a day. Remote site installations may feature an automatic alarm. You must test the alarm(s) at

# Increase Your Footprint



## Capture the Audience!

It's your Listeners. Your Viewers.

Make them Stay With You!

The **DBMAX™** Digital Broadcast Maximizer gives you *the impact you need to reach them!*

The **DBMAX** is an innovative no-compromise digital audio processor with excellent sound features, that will interface with all analog and digital broadcast formats.

The **DBMAX** was developed in close cooperation with chief engineers at broadcast facilities world-wide, resulting in a combination of three powerful broadcasting tools in one compact, easy-to-use unit:

### Transmission Processor:

- ▶ Transparent multiband on-air dynamics processing
- ▶ Expansion of the broadcast coverage area, by providing better signal to background noise ratio for all receivers
- ▶ Easily adapts to any broadcast standard - all pre-programmed and easy to set up

### A Sound Investment!

Inserted as the final audio link in the broadcasting chain, the **DBMAX** maximizes your audio modulation. It provides excellent sound optimization in AM and FM broadcast as well as DAB and digital TV audio transmission. Here the **DBMAX** becomes the optimal Transmission Processor, ensuring a louder and more consistent signal, thereby expanding the actual coverage area. Better coverage means you get better ratings, which in turn makes the **DBMAX** extremely good value!

### Outside Broadcast Tool:

- ▶ Louder, clearer and punchier signal
- ▶ Dynamic compression of spot/trouble frequencies (air conditioning etc.)
- ▶ Ensures that dynamic levels are within your station's standard
- ▶ Automatic Gain Control for unattended operation

### Reliability You Can Back-up!

Years of research and experience in digital compression and limiting techniques for CD mastering have led TC Electronic to the development of the three-band **DBMAX** processor. Reliability and interchangeability is equally important for Outside Broadcasting, so we made sure the information you store on your PC-card will make any **DBMAX** run 100% according to your specific settings. In turn it makes the PC-card an ideal back-up media for your **DBMAX**.

### Radio, TV & Film Post Production Optimizer:

- ▶ Louder, crisper, warmer, punchier, more subtle, more spectrally-balanced production - the choice is yours...
- ▶ Finalizes the material
- ▶ Makes it possible to check what the sound will be like after-transmission

### Put Yourself in the Place of Your Listener

Used as a Post Production Tool the **DBMAX** gives the production engineer the ability to hear exactly what the program material will sound like as received by the listener. The **DBMAX** allows transmission-settings to be copied to the production suites, enabling engineers with a **DBMAX** to listen to the final transmitted signal during the production phase. This way you can make sure your listeners receive the signal you intended them to receive!

**t.c. electronic**  
ULTIMATE SOUND MACHINES



TC Electronic Inc., 790-H Hampshire Road, Westlake Village, CA 91361, USA • Telephone: (805) 373 1828 • Fax: (805) 379 2648

Email: info@tcelectronic.com • WWW: <http://www.tcelectronic.com>

TC Electronic A/S, Sindalsvej 34, DK-8240 Risskov, Denmark • Telephone: +45 8621 7599 • Fax: +45 8621 7598

Circle (19) on Free Info Card

intervals not exceeding three months. If lights are out (other than non-flashing intermediate side lights), you must immediately report the failure to the nearest Flight Service Station. Information concerning malfunctions and repairs should also be recorded in the station log.

A trained eye can usually spot when one lamp is out in an incandescent dual-beacon fixture. Binoculars can be useful for checking this, as well as looking for broken or open fixtures.

Most incandescent alarm relays will dropout when only one lamp is burning. A clamp-on ammeter will quickly verify if any lamps are out; side lights typically draw 1A each, beacons (620W) draw 5.2A at 120V.

Mechanical flashers should be periodically lubed and their contacts burnished when necessary. The lights

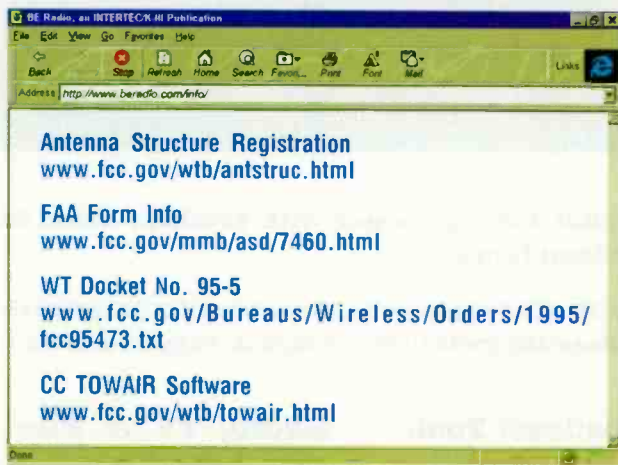


Figure 1. Tower lighting resources.

should flash between 12 and 40 times per minute, with a 50% duty cycle. Some mechanical flashers get slow when cold weather causes the grease to harden. Most modern designs use a solid-state flasher, which will not wear out mechanically, but may require replacement after a direct lightning hit.

Strobe systems should be checked to ensure that the lights change from day to night mode. Although the public is getting used to strobes, you will hear complaints if your system stays in day mode during the night. On either a strobe or red light system, you should make sure that the photocell eye is clean and that it is facing the north sky.

On a hot AM tower, you will likely have a lighting transformer to isolate the tower from the power lines. Occasionally, these transformers or the associated bypass capacitors will be damaged by a lightning strike. Controllers, photocells and flashers may be mounted on or off the tower. Those on the tower will be more difficult to service. Solid-state flashers on AM towers may require special bypassing to avoid RF-related malfunctions.

Because the AM tower is also the radiator, any changes to the lighting system may cause a change in impedance. A substantial change may require re-tuning and, in many cases, the submission of FCC Form 302. For stable operation, the neutral lead on the tower of an incandescent system should be bonded to the tower at the base,

and at each junction box. Strobe systems on an AM tower should be installed according to the manufacturer's recommendations.

## National Electric Code considerations

Certain provisions of the National Electric Code (NEC) may require the installation of a safety disconnect for the lighting circuit at the tower. Even though you could lock-out the circuit back at the transmitter building, a disconnect at the tower makes servicing the system easier and safer. Speaking of safety, one of the pen-sized AC power detector buzzers will help keep you off hot circuits. A buzzer also is the fastest way to find a blown fuse or open circuit. You can even use it to check the flasher and photocell in the daytime.

The installation of fuses at the disconnect may afford some measure of lightning protection to the AC circuits away from the tower, but you may find yourself replacing the fuses on a regular basis.

Wiring to the tower and on the tower should be sized according to voltage drop and not the minimum code requirements. Section 17.54 requires that the voltage rating of an incandescent lamp be no more than 3% of the actual voltage measured at the socket. Long runs may require the use of step-up transformers and/or 240V systems.

Under Article 250 of the NEC, bonding of the neutral to ground usually only occurs at the service entrance. Because towers have their own grounding electrodes, they can be treated as a separate "building." This will allow you to bond the neutral to the ground at the tower, which is essential for lightning suppression and RF control. Your tower ground must also be bonded to your power system ground.

As mentioned before, it is important to bond the neutral on an AM tower to the tower at regular intervals. This practice is not addressed by the NEC, and some interpretations might prohibit it. Fortunately, most jurisdictions do not inspect electrical wiring on towers; some specifically exclude such wiring. To get around this problem in some locales, you might install a twist-lock receptacle and plug at the cold side of the lighting choke and call it "equipment" or alternatively supply a schematic plan with a professional engineer's seal with your permit application.

## Three-fold approach

It is already understood that a broadcast engineer's job requires expertise in many different areas. Where tower lighting is concerned, you must have knowledge in regulatory issues, lighting hardware and electrical wiring. Because of public safety concerns, it is critical that the station engineer is competent in the theory and practice of all three.

*William Fawcett is president of Mountain Valley Broadcast Service Inc., Harrisonburg, VA. He also is director of engineering for the Center for Public Broadcasting at James Madison University, and holds tradesman certification as a Master Electrician.*

# ON AIR

When the ON AIR light glows, there's no time for amateurs or pretenders. That's the reason top professional broadcasters choose Neumann. Rich, smooth, sound – warm, silky tone. Neumann microphones have that classic presence which makes any announcer sound their absolute best. And in broadcast, sound is everything.

Neumann has a comprehensive range of microphones to suit virtually any application and budget. Contact your Neumann dealer today and discover the secret of the pros.

Neumann... the choice of those who can hear the difference.



## Neumann|USA

PO Box 987, Dept. 149B, Old Lyme, CT 06371 Tel: 860.434.5220 Ext. 149B • FAX: 860.434.3148  
West Coast: Tel: 818.845.8815 • FAX: 818.845.7140  
Canada: Tel: 514-426-3013 • FAX: 514-426-3953 • Mexico: Tel & FAX: 52-5-639-0956  
World Wide Web: <http://www.neumannusa.com>

Circle (20) on Free Info Card

## Archival storage

By Chriss Scherer, editor

The ability to record and store audio in some form has been around since Edison's inventions more than 100 years ago. Fortunately, advances in storage media have given us formats that have a longer life than those early innovations. We tend to think of many formats as indestructible, only to find this to be incorrect when it is too late. There are many decisions to be made when storing archived audio material. Some are driven by technical needs and others are more instinctive.

### Forms of media

Analog or digital? The analog choices are few, but are still a viable option for some applications. Digital technologies and storage systems continue to be introduced allowing for more flexibility in the decision process.



Various forms of archiving media.

There are really only two forms of analog recordings that have any longevity with high-quality storage: open reel tape and phonograph records. Because most of us do not have a lathe cutter around, archiving to a phonograph is not really a consideration. Storage of phonograph records requires cool temperatures and low humidity.

Reel-to-reel tape recorders are common in almost every broadcast facility. They have been around for ages and even though digital replacements continue to make strong inroads, plenty of reel-to-reel recorders are in use.

Digital recording has many options to choose from and the options for digital can get diverse. Some basic considerations should make the selection process easier.

Once digitized, the audio data can be manipulated in a variety of ways. For archiving purposes, one of the most important considerations should be the quality of the recording. Ideally, the system chosen should exceed the existing parameters of the recording or audio source.

Take into account the possibility of future use over a medium with better frequency response and dynamic range. Some digital distribution systems have limitations, but continuing advances will allow for the premium audio source to be enjoyed again.

Digital audio should be linear and not data-reduced (more commonly called data compression). The methods of data reduction have certainly improved and will continue to do so, but throwing away part of the data at the beginning of the process just doesn't make much sense. Data-reduced algorithms will decrease the amount of storage space needed. The costs of high-capacity media also decline.

Selection of a storage medium should take into account the goal of the project and the budget. A proprietary system that is not widely used will be orphaned to use within the facility. If the archive is to be used out-of-house, it will need to be converted to another format for remote playback. With so many computer-based systems in use, archiving to a data backup is common. However, if the system ever changes, the archive is worthless.

Whatever system is chosen, an important issue after medium longevity is format longevity. A system that seems popular today may vanish in a few years. With so many choices available, let's look at the dominant choices and their individual strengths and weaknesses.

- **Analog reel-to-reel.** The biggest advantage of reel-to-reel archiving is the popularity of the medium. Unfortunately, analog tape does not stand up well over time. An analog recording is subject to any noise of the storage media. As the signal decays with age, more noise will appear in the recording.

- **CD-R.** The cost and availability of CD recorders has significantly dropped since its introduction. With CD-R, you are able to record on the disc once. There are two types of CD-R discs: green dye (cyanine) and gold dye (phthalocyanine). The gold dye formulation is much more robust, as a result of a better reaction from the laser, helpful at record speeds of 4X and above. Longevity tests of green dye discs show life spans of 20 to 30 years, while gold dye discs have life spans approaching 100 years. The biggest advantage is that CD-R discs are playable on any CD player once finished.

- **CD-RW.** This newer format, takes the advantages of CD-R and adds the ability to re-record on the same disc. The cost of the hardware is similar to CD-R hardware, but the cost of the media is five to six times greater. Most archival recordings will be recorded once and then

# IS DELAY RUINING YOUR ISDN REMOTES?



## USE A NEXUS

### The low-delay 15kHz codec for ISDN

It's easy to use. It weighs less than 3 pounds. Everything you need for ISDN is in it. And the delay is only 6 milliseconds. Compare that to as much as half a second in other codecs. So if you have ISDN feeds that require spontaneous, interactive communication and you want full bandwidth, the Nexus is the only choice!

All of this for just \$2300!



**COMREX**  
We make great connections

**800-237-1776**  
[www.comrex.com](http://www.comrex.com)

COMREX Corporation, 65 Nonset Path, Acton, MA 01720 USA Tel: 978-263-1800 Fax: 978-635-0401  
Email: [info@comrex.com](mailto:info@comrex.com) Fax-on-Demand: 978-254-9973 Toll-free: 800-237-1776 in N.A. or 0 800-96-2093 in the U.K.

## Managing Technology

played back several times, so the biggest advantages over CD-R are lost. They are also not playable universally like CD-R.

• **DAT.** Digital audiotape is a convenient medium that offers the ease and portability of a cassette tape with digital quality. The linear (PCM) recording scheme has the same advantages of CD, but it is still a tape storage device. The same problems

with analog tape can affect DAT. DAT is a fairly robust medium, but take a look at the block error rates and you will see that it is working hard to account for lost data, especially if the tape is old. If DAT is chosen as your archiving medium, do not cut corners on the tapes. Saving a few cents per tape today only to have a worthless recording in five years is hardly any savings at all.

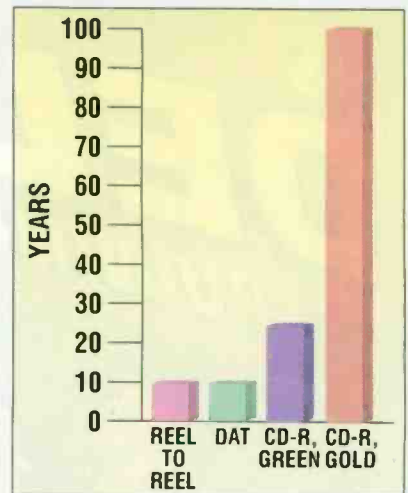


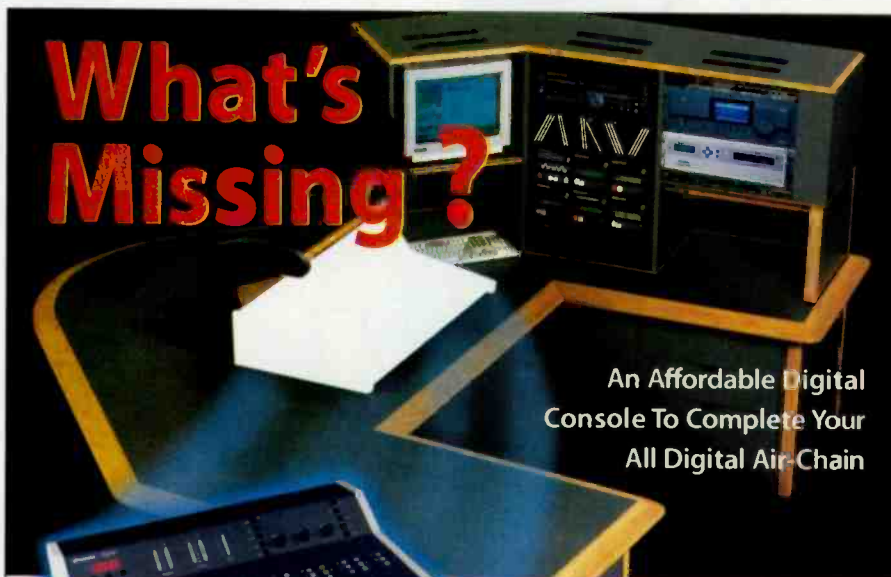
Table 1. Life spans of various media.

• **DVD.** This format has a high data density that makes it ideal for video applications. It achieves this higher density by using narrower bands on the disc surface. There are several varieties of DVD (like the varieties of CD), and one proposed standard is DVD-Audio. It will be able to store at least 4.7GB of audio data (compared to the current CD capacity of 650MB). This is a proposed standard and has not yet been settled.

• **MiniDisc.** Magneto-optical (MO) storage has some of the advantages of both worlds. MiniDisc also has a compact size making storage much simpler. MiniDisc uses a non-linear encoding scheme called Adaptive Transform Acoustic Coding (ATRAC). Although this algorithm does sound good, you are still using data reduction. MiniDiscs can hold up to 74 minutes of stereo audio using ATRAC.

### Storage for the long run

Considerations must be made for the appropriate storage of the medium — climate being the most important concern. Many stations consider the transmitter as a storage facility, but that is usually one of the worst choices. Temperature extremes, changing humidity and airborne dirt can destroy recordings in a short time. The archive storage room (sometimes called a tape morgue) should have a constant temperature and low humidity. For audiotape, the recommended storage conditions are 70°F (±5°) at 70% (±5%) relative humidity.



# What's Missing?

An Affordable Digital Console To Complete Your All Digital Air-Chain

## DYNAMAX MX/D

Digital Audio Console

So your old on-air console needs to be replaced.

Most of your air chain is digital and you know digital broadcasting is just around the corner. What do you do? The Dynamax

MX/D Digital Console makes perfect sense. It offers pristine 24 bit internal processing to handle both digital and analog inputs and outputs with the familiarity and straight forward operation of analog consoles. A perfect blend of digital sonic quality, performance features and legendary Dynamax reliability, the MX/D is the right console to meet your current needs and take you well into the 21st Century!

- 8 faders controlling 16 total inputs
- Choice of analog or digital input modules
- 3 digital plus 3 analog outputs (stereo PROG and AUD plus mono)
- AES/EBU and S/PDIF digital inputs with sample rate conversion
- Independent A/B channel remote start and stop
- Solid steel construction with excellent RF immunity
- Built-in cue amp/speaker, headphone amp and count up timer

Complete  
Digital On-Air Console  
Under \$10,000



**FIDELIPAC®**  
Broadcast Studio Equipment

Fidelipac Corporation Division of Amplifonix  
2707 Black Lake Place, Philadelphia, PA 19154, USA  
TEL: 215-464-2000, FAX: 215-464-1234

Circle (7) on Free Info Card



# Use the *HotLine*

...when ISDN doesn't make sense

## One-time remotes just got easier!

Sometimes it's impractical to install a special circuit like ISDN for a one-time remote. However, a plain telephone line is usually available. Wouldn't it be nice if you could have high quality two-way audio on that plain line? That's just what you get with the *HotLine*.

## Call Us for Details



### BROADCASTERS GENERAL STORE

2480 S.E. 52nd Street  
Ocala, Florida 34480-7500  
Phone 352-622-7700  
Fax 352-629-7000  
Email bgs@mbs.net

We'd be happy to send you a *HotLine* to try.

Wideband two-way audio on POTS  
(Plain Old Telephone Service)

## Managing Technology

The real culprit for tape damage is a dramatic change in this environment, which causes the tape to break down. The backcoating and binding lose their adhesion and the tape becomes sticky. Even worse, the magnetic particles can be scraped off the backing on playback. When breakdown occurs, the tape must be "baked" to restore it to a temporary usable condition. CDs are much more robust, and while the tape storage guidelines are a good measure to follow, the CD is much more forgiving. Another consideration for magnetic media is *retentivity*, the ability of the magnetic particles to retain their flux. Although some tape formulations boast long physical life spans, if the magnetic information decays, the recording will be lost.

### What to keep

This is always the most difficult question to answer. The most limiting factor is the allotted storage space. Following are a few things to consider in your archive selection criteria:

1. *Is it unique in some way?* Routine events may have some value for a short period of time, but without any meaningful content, the archiving expense is not justified.
2. *Is it being archived somewhere else?* Many national archives are already in place. Don't duplicate limited resources unnecessarily.

3. *What is the source?* Speeches and performances aired once may not have any value in a few months. It is hard to know that the private club performance today will be the debut of the next musical supergroup. This is an intuitive decision.

4. *How often do you use archived material?* If your need for archived material is minimal, perhaps short-term storage (for immediate use) is all that will be required. Purchasing an occasional archive dub may be cheaper than housing volumes of material for many years.

Given the current state of technology, a digital storage archive media is a proven winner. Select a format that has a wide usage for compatibility and longevity. The hardware costs for any accepted technology will always decrease with acceptance over time. Be sure to account for proper climate conditions in the storage area. Excessive heat and humidity are obvious considerations. Depending on the medium, ultraviolet light and electromagnetic fields may also be a concern.

*Editor's note:* Thanks to Richard Wilson and Richard Elan of Apogee Electronics for information for this article.

FOR MORE INFORMATION

Circle (200) on Free Info Card

# Program Audio Data ISDN Voice



OutBack™  
One-Touch Remotes



IntraLink™  
Studio Flexibility



[www.intraplex.com](http://www.intraplex.com)

Intraplex, Incorporated  
3 Lyberty Way, Westford, MA 01886  
Tel: 978 692-9000 Fax: 978 692-2200

**Intraplex, the leader in broadcast digital transmission.**

### Intraplex ISDN.

Broadcasters rely on Intraplex for high-quality, flexible T1 transmission solutions. Now, Intraplex quality and flexibility are available over ISDN.

**IntraLink™**, the industry's first fully modular ISDN multiplexer, allows broadcasters to combine high-quality program audio, voice and data on a single ISDN circuit. Connect and configure up to six individual BRI's in a single rack unit shelf, and manage multiple channels and codecs from a single PC. Flexible and space-efficient, IntraLink™ redefines ISDN for broadcast.


**OutBack™** ISDN audio codec is the ideal companion for remote broadcasts. Compact and affordable, the OutBack™ provides "plug and play" ISDN connections, one-touch call set-up and auto-detection features that simplify use, with ISO/MPEG Audio Layer II coding up to 20 kHz.

Maximize your investment. Call us today.

Circle (9) on Free Info Card

# It's Smart

## 500 W - 10 kW Solid State FM Transmitter *TFMK Series*



### **TFMK01 • 1 kW**

- Broadband power amplifier modules [87.5 - 108 MHz]
- Compact and user-friendly modular design
- Fully controlled by microprocessor
- Remote control and monitoring capability
- N+1 systems available
- Plug-in module for transposer configuration
- RDS and SCA plug-ins (optional)
- Dimensions 480 [W] x 360 [H] x 500 [D] [mm]
- Forced air cooling



DOLP is an Itelco group company. For further details please contact: Dolp headquarters: via B. Pontecorvo, 4 - 00012 Guidonia Montecello (Roma) Italy, phone +39 774 357400 • fax +39 774 375445 • E-mail [dolp@mail.seinet.it](mailto:dolp@mail.seinet.it) - North America and Canada • Itelco USA Inc., Westminster CO, phone +1 303 431 1699 • fax +1 303 431 2888 - Central and South America • Itelco USA Inc., Miami FL, phone +1 305 715 9410 • fax +1 305 715 9414 - Turkey • Itelco Ltd., Istanbul, phone +90 212 2732365 • fax +90 212 2732368 - China • Itelco Beijing Office, Chaoyang District Beijing CHINA, phone +86 10 4948151 • fax +86 10 6494823

itelco group web site <http://www.itelco-usa.com>.

## RF grounding

By John H. Battison, P.E., technical editor, RF

**G**rounding or "earthing" as it is called in Europe, is of vital importance to the RF engineer — and of almost as much importance to the audio engineer. Fortunately, for the audio engineer, an inferior ground does not usually result in catastrophic damage to transmitting equipment.

Failure to provide proper RF grounding can result in many undesirable conditions. The extensive list includes: wandering common point or antenna base operating impedance, out-of-tolerance operating parameters, burned or damaged transmission lines and sometimes antenna sampling lines, transmitter damage in the final stage, power supply failure, constant RF arcing that results in noise on the carrier, static discharge (lightning) damage, induced lightning strike damage in nearby equipment, loss of airtime (especially in remotely controlled transmitters), loss of telephone lines, fire, personal injury (or worse) and poor audio quality and distortion due to RF in the audio lines and associated equipment. Although "the damn thing is grounded" is a complaint that every electronics engineer has heard from day one, a proper ground is the broadcast engineer's best friend.

In cases of studios closely located to the transmitter, RF can get into audio wiring, consoles and associated equipment. When television was coming into service, it was not uncommon for licensees to build their newly authorized TV facilities onto the existing radio station. When the radio transmitter was turned on after installing video facilities, "herringbone" interference was often found in the video. This was particularly troublesome in the case of an AM station co-located with television.

If the problem had been considered beforehand, adequate copper screening and shielding could have been built into the building design. Unfortunately, sometimes it was necessary to jerry-rig a Faraday shield around and into an existing building, with great expense, to shield the video equipment. Sometimes, too, the orig-

inal station grounding system was inadequate and had to be rebuilt to provide proper RF *and* power-line shielding.

When a transmitter or a studio is built from scratch, deciding how to install the ground system and where to put it is generally not much of a problem. Fortunately, for RF engineers, construction of a new AM radio transmitter is seldom contemplated in existing buildings. RF environment rules and physical antenna space seldom permit it. Roof-top AM antennas have long been unacceptable to the FCC — except for the few still operating.

### FM grounding

FM transmitter location is more common in built-up city areas, and here the grounding problem becomes more acute. In general, FM does not seem to have the insidious property that AM does of getting into audio wiring. Local

conditions usually dictate grounding systems. Sometimes, the building ground proves useless, and at others, the power line neutral ground gives problems. The third grounding pin on equipment power cords frequently introduces a hum problem.

Obtaining the proper FM transmitter RF load is generally easy and is determined by the antenna system and transmitter requirements. Proper antenna design reduces downward radiation to acceptable or controllable limits, but adequate antenna tower grounding can be a problem. An FM antenna system mounted on top of a building involves the building's ground for safety when lightning occurs. But for AM towers and FM antennas in rural areas, the problems are greater. FM antennas supported on their own towers are frequently inadequately grounded. The fact that an FM antenna is automatically DC grounded by its construction often gives users a false impression of lightning safety. Many of us have seen a 300-foot FM tower with only one or two grounding rods connected by No. 10 copper wire to the tower base. Owners then wonder why their antennas and other

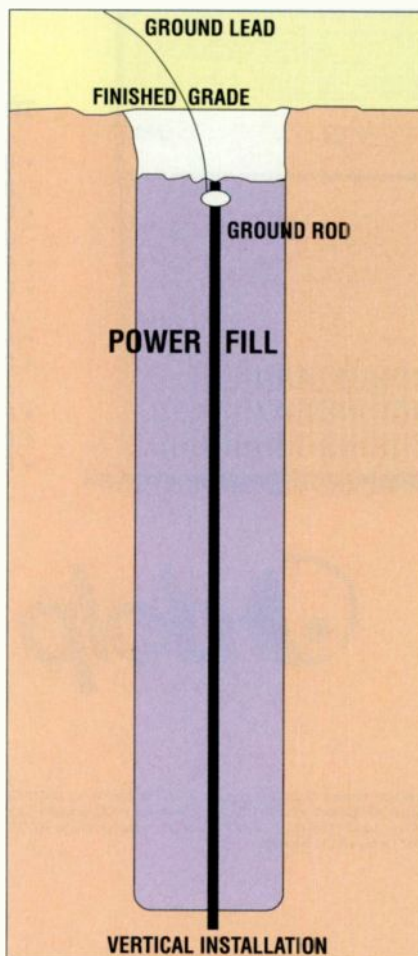


Figure 1. Cross-section of the PowerFill from Lightningmaster.

# Who has the best Digital System for groups?

## CapStar/GulfStar

**Austin, TX**  
**Baton Rouge, LA**  
 WJBO-AM  
 WLSS-FM  
 WYNKAM  
 WYNK-FM  
 KRVE-FM  
 WBIU-AM

**Beaumont, TX**  
 KKMY-FM  
 KLVI-AM  
 KYKR-FM  
 KTOC-FM

**Corpus Christi, TX**  
 KMXR-FM  
 KRYS-AM  
 KRYS-FM

**Fayetteville, AR**  
 KKIX-FM  
 KKZQ-FM  
 KEZA-FM

**Fort Smith, AR**  
 KMAG-FM  
 KWHN-AM  
 KZBB

**Killeen, TX**  
 KIIZ-FM  
 KLFX-FM

**Lawton, OK**  
 KLAU  
 KZCD

**Longview, TX**

KKTX  
 KNUE  
 KISX  
 KTYL

**Lubbock, TX**  
 KFMX-FM  
 KKAM-AM  
 KRLB-FM  
 KZII-FM

**Lufkin, TX**  
 KYKS-FM  
 KAFX-FM

**Shreveport**  
 KRMD-AM  
 KRMD-FM

**Texarkana, AR**  
 KKYR-AM  
 KKYR-FM  
 KLLI-FM  
 KYGL-FM

**Tyler, TX**  
 KNUE-FM  
 KISX-FM  
 KTYL-FM  
 KKTX-AM  
 KKTX-FM

**Victoria, TX**  
 KIXS-FM  
 KLUB-FM

**Waco, TX**  
 KBRQ-FM  
 KCKR-FM  
 KKTK-AM  
 WACO-FM

KWTX-AM  
 KWTX-FM

## CapStar/PacificStar

**Modesto, CA**  
 KVFX  
**Yuma, AZ**  
 KTTI-FM  
 KBLU-AM

## CapStar/AtlanticStar

**Dover, DE**  
 WSRV  
 WDOV  
**Wilmington, DE**  
 WJBR-AM  
 WJBR-FM  
 WDSB  
**Winchester, VA**  
 WFOQ  
 WUSQ  
 WNTW

## CapStar/SouthernStar

**Cocoa, FL**  
 WLRQ-FM  
 WMYM-AM  
**Decatur, AL**  
 WTAK  
 WWXQ-FM  
 WDRM  
 WBHP  
 WHOS  
**Tuscaloosa, AL**  
 WACT-AM  
 WTXI-FM  
 WRTR-FM  
 WZBQ-FM

## Triathlon

**Colorado Springs, CO**  
 KSPZ-FM  
 KVUU-FM  
 KVOR-AM  
 KTWK-AM

**Kennewick, WA**  
 KTGR-AM  
 KLOK-FM  
 KNLT-FM  
 KEGX-FM  
 KKNX

**Lincoln, NE**  
 KZKX  
 KTGL

**Omaha, NE**  
 KTNP-FM  
 KXKT-FM

**Spokane, WA**  
 KEYF-AM  
 KEYF-FM  
 KKZX-FM  
 KUDY

**Wichita, KS**  
 KQAM  
 KEYN-FM  
 KFH-AM  
 KRBB  
 KWSJ

## Drake

**Communications**  
**Rogers, AR**  
 KLTK-AM  
 KWMQ-FM  
**Tahlequah, OK**  
 KTLO  
 KEOK

## Lazer

**Broadcasting**  
**Big Bear City, CA**  
 KXSB

**Hemet, CA**  
 KSDT-AM  
 KXRS-FM  
**Oxnard, CA**  
 KXSP  
 KXLM

## Noalmark

**Broadcasting**  
**El Dorado, AR**  
 KIXB-FM  
 KAGL-FM  
 KELD-AM  
**Hobbs, NM**  
 KYKK  
 KZOR  
 KIXN

## NPR Affiliate

**Boise, ID**  
 KBSW-FM  
 KBSX-FM  
 KBSU-AM  
**Hutchinson, KS**  
 KHCC-FM  
 KHCD-FM  
 KHCT-FM

## Jacor

**Iowa City, IA**  
 KXIC-AM  
 KKRO-FM

**Salem**  
**Boston, MA**  
 WPZE  
**Denver, CO**  
 KRKS-AM  
 KNUS-AM  
 KRKS-FM

**Los Angeles, CA**  
 KKLA  
 KLTG

**Houston, TX**  
 KKHT

**Minneapolis, MN**  
 KKMS  
 KEGE

**New York, NJ**  
 WMCA  
 WWDJ

**Phoenix, AZ**  
 KPXQ  
**Sacramento, CA**  
 KFIA  
 KMJI



**'NUFF Said!**  
**...just ask any of our groups!**

Kevin Lockhart  
 President, Prophet Systems

## Warner Enterprises

**Canon City, CO**  
 KRLN-AM  
 KSTY-FM  
**Lincoln, NE**  
 KLIN-FM  
 KEZG-FM  
 KFEG-FM  
 KKUL-FM

## Bloomberg L.P.

**Boston, MA**  
 WADN-AM  
**Norfolk, VA**  
 WVNS  
**Phoenix, AZ**  
 KFNN-AM  
**Portland, OR**  
 KBNP-AM  
**Providence, RI**  
 WPNW  
 WKIX  
**Seattle, WA**  
 KEZX-AM  
 KWJZ-FM  
**St. Louis, IL**  
 WINU-AM

## Cromwell Group

**Nashville, TN**  
 WCTZ-AM  
 WQZQ-FM  
 WZPC-FM

## Catholic Broadcasting

**Nome, AK**  
 KNOM-AM  
**Portland, OR**  
 KBVM

# Prophet Systems, Inc.

Sales: (800) 658-4403  
 Support: (308) 284-8450

Sales & Support Fax: (308) 284-4181  
 E-mail: sales@prophetsys.com

equipment are damaged when a storm occurs. FM towers certainly don't need the extensive ground system that AM antennas do; but they deserve something better than two grounding rods connected by somewhat inductive No. 10 wire.

There are commercially available tower leg grounding kits that connect to the tower leg and then go straight to ground rods buried in the soil. There must be enough surface area

on the conductor to dissipate a strike instead of forcing it to jump or induce charges in other adjacent lines.

AM radiators, either series or shunt fed, generally have adequate grounds provided by the standard multiradial ground system required by the FCC's rules. But even these systems can be inadequate and/or inefficient. Ball gaps that are incorrectly set are useless.

The FCC's minimum ground system rules call for 120 radials one-quarter-

wave long. Experience has taught us that there is generally not much to be gained by extending the radials much farther. However, we have learned that providing a ground "plate" with a larger area around the tower base usually produces better results.

I always like to see an extruded copper ground plate of at least 24 feet by 24 feet at the tower base. In the case of high-power transmitters or poor soil, an area of 48 feet by 48 feet is advisable. Unfortunately, the cost of the copper required makes this an expensive proposition.

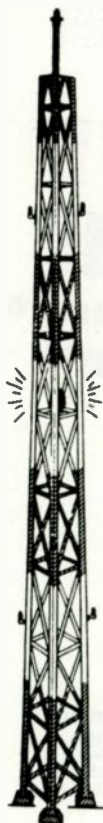
This area around the antenna base is the place where most ground losses occur. It is the region where the highest space current returns and  $I^2R$  losses mount up. Radials usually start at the copper strap forming the surrounding edges of the copper screen. These edges form a girdling loop around the tower. Experiments have shown that copper loops further out on the radials do nothing more than connect ground points of approximately the same potential and add nothing to the efficiency of the system.

### Stay on common ground

The tower base below the series-fed ground radiator must be connected directly to the transmitter via a four-inch copper strap. If the antenna system uses more than one tower, each must be tied into the transmitter/ground system with a similar four-inch strap. This involves a lot of four-inch copper, but it has been shown that this provides a far more stable system than relying on the interconnection between individual tower grounds in a directional array system.

In the interest of economy, some stations rely on the outer layer of the coaxial transmission line to tie the towers and transmitter together. This is not good. Although the coax is usually buried, it has inductance, because it is round and not a flat strap. This inductance can cause problems when a heavy lightning strike occurs. Every unit of a transmitter should be tied directly to the four-inch ground strap after it enters the building.

## 1750 TLM TOWER LIGHT MONITOR



- DESIGNED FOR BROADCAST TOWER APPLICATIONS
- FAA/FCC COMPLIANCE ASSIST
- FOUR SEPARATE INPUTS
- POWER LINE TRACKING
- PHOTOCCELL INHIBIT
- "AND"/"OR" LOGIC ELECTION
- DETECTS SINGLE-LAMP FAILURES
- "DAISY CHAIN" CAPABILITY FOR MULTI-TOWER APPLICATIONS
- MONITORS BEACONS AND/OR OBSTRUCTION LIGHTS
- BINARY LOGIC STATUS OUTPUTS FOR REMOTE CONTROL INTERFACE

PLEASE CONTACT US FOR COMPLETE DETAILS  
<http://www.pi-usa.com>



**Potomac Instruments, inc.**

932 Philadelphia Ave., Silver Spring, MD 20910  
Phone 1-301-589-2662 • Fax 1-301-589-2665

# THE OPTIMOD 9200.



## CLEARLY THE BEST THING TO HAPPEN TO AM RADIO SINCE DRIVETIME.

INTRODUCING THE FIRST 100% DIGITAL, FULLY PROGRAMMABLE, FM-LIKE SOUND FOR AM. Reaching a larger audience with bright, clear, punchy sound just got noticeably simpler. Because the new OPTIMOD 9200 offers a dramatic improvement in both voice and music quality, while giving you the ability to program AM sound exactly to your audience. Just push a button or program remotely via PC.

Whether it's music, sports or news/talk, Orban's powerful digital technology provides an ideal balance between optimum loudness and high quality sound. So pumping, grittiness and midrange "squash" that muddle AM sound are gone.

Instead, announcer and telephone voices have true presence and impact. Music has real bass, with punch and warmth, not boom. Highs have FM-like clarity. All of which means you'll attract a bigger share of that lucrative drivetime audience, and keep it.

**orban**


A Harman International Company

YOUR SOURCE FOR  
QUALITY AM ANTENNA  
SYSTEMS FROM  
COAST TO COAST

**KINTRONIC**



AM DIPLEXER



KRBA / KSML LUFKIN, TX

NEW WEATHERPROOF AM  
DUMMY LOAD RATED FOR  
25KW + 130% MOD.



MODEL: DL-25WP

NOW DELIVERING  
SOFTWARE PROGRAMMABLE  
CONTROLLERS



MODEL: DAC-MOD-2-12

KINTRONIC LABORATORIES INC.  
P.O. BOX 845  
BRISTOL, TN 37621-0845  
PH./FAX: 423-878-3141/4224  
WEB SITE:  
<http://www.kintronic.com>  
EMAIL: [ktl@kintronic.com](mailto:ktl@kintronic.com)

Circle (22) on Free Info Card

## RF Engineering

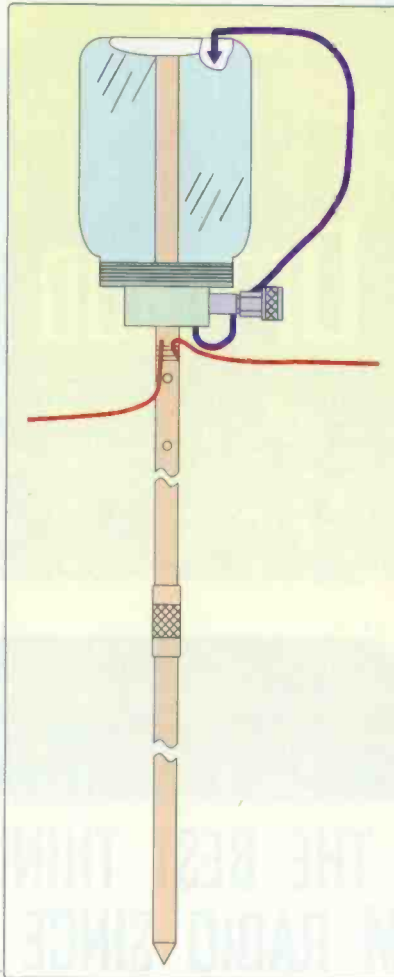


Figure 2. The PolyPhaser Complete Active Salt grounding system.

A quality ground system properly connected plays a major part in preventing lightning damage and operating problems. Using two grounds is an invitation to trouble. When there is a separation between grounds and lightning strikes, the sudden change in potential between the two grounds produces a current that can (and usually will) damage electronic equipment. A small ground current can do a great deal of damage.

### An important role

We sometimes lose sight of the fact that the ground system plays two parts. One is to collect the space current from the radiator and complete the circuit. The other is to provide a direct path to dissipate any static or lightning charges that excite an antenna and prevent them from entering equipment or inducing potentials in adjacent lines.

In areas where the soil has poor

conductivity with dry and sandy conditions or where there is little or no soil at all, chemical grounding methods should be used in addition to an on-the-surface "ground" or a counterpoise. Chemical grounding is offered by several companies. The PolyPhaser system of active salt grounding uses a perforated tube inserted into the soil with a glass container of water and Epsom salts on top of it. (See Figure 2.) The solution leaches into the ground and provides excellent ground contact.

Another ground system, *Lightning-Master's PowerFill* involves drilling a hole in the earth's surface, then inserting a ground rod and filling the area around the rod with a backfill material, as shown in Figure 1. This provides a ground that will accept an extremely high lightning surge.

Naturally, both of the above devices lend themselves to multiple soil insertions as required by an antenna system to provide sufficient grounding. The literature provided by these and other manufacturers can be informative and offer a variety of grounding solutions.

### A safety note


When working on an AM tower array, keep in mind that sometimes towers that are not active in a particular pattern will not have power applied to them, but they also may not be grounded. Depending on the design of the array, some unused towers may be floating (in relation to ground) instead. These towers can be energized from the surrounding RF field and present a safety hazard if touched. Before working on a tower that is in use like this, be sure to take the necessary safety precautions, like connecting a sturdy ground, while working around it. Be careful of this as well, because you may adversely affect the pattern with this connection or even cause damage to components. Be sure to remove any temporary ground when you are finished.

FOR MORE INFORMATION

Circle (201) on Free Info Card



# Fill Your Rack With Switchcraft®...



## Introducing the Front Access Patchbay Series... an exciting new reason to make Switchcraft your source for audio panels.


Our innovative front access patchbay gives you space where you've never had it before and convenience you've never dreamed of, in a quality package you've come to expect from Switchcraft. Our heavy duty slide-out tray gives you access to the 96 nickel-plated steel frame jacks **from the front** of the unit.

But that's only the beginning! See the photo above for all of the features and benefits, which make this panel

ideal for use in studios, tape editing rooms, mobile facilities and anywhere space is limited.

While you're at it, check out the patching products below. Don't forget our high quality patchcords, and industry-standard Q-G® microphone connectors.

Switchcraft is your one-stop shop for all of your broadcast interconnect needs. Call (773) 631-1234 ext. 243 today for a copy of our Audio Video Products catalog.



MT48/52 Series

- 1/4" Nickel-plated steel frame jacks
- Rugged cable tie bar
- 3 1/2" or 1 3/4" panel height




TTP96 Series

- TT Nickel-plated steel frame jacks
- Rugged cable tie bar
- Extra wide labeling strips
- 1 3/4" panel height



TT Patch Panels with EDAC's

- Extra wide labeling strips
- Fully-wired with EDAC connectors



Patch Kits

- Choose from a variety of normalizing configurations
- 3 1/2" or 1 3/4" panel height (1/4" or TT)

Raytheon Electronics

**Switchcraft®**

**Switchcraft®**

5555 North Elston Avenue • Chicago, IL 60630  
(773) 631-1234 • Fax: (773) 792-2129  
www.switchcraft.com

Switchcraft®-Consistently Excellent Since 1946™

Circle (23) on Free Info Card

## Settlement caps lifted

By Harry C. Martin

**T**he Budget Reconciliation Act of 1997 authorizes the FCC to issue construction permits (CPs) for new broadcast stations through public auctions where there are mutually exclusive applications pending for the facility. However, until Jan. 30, 1998, the FCC also can waive its restrictions limiting the amount of funds that may be paid to dismissing applicants as part of a settlement. This 180-day "settlement window" applies *only* to those applications that were filed before July 1, 1997.

Pending comparative cases may be settled in several ways. The first is through a straight buyout, whereby one party buys out all of the remaining applicants for the facility. One variation is for an outside party (a *gray knight*) to acquire a minority interest in the prevailing applicant, finance the settlement by buying out the dismissing applicants, finance construction of the new station, and hold an option to acquire the controlling interest in the permittee shortly after the station goes on the air. Although the FCC has not addressed it, it also may be possible for an outside party (a *white knight*) to buy out all of the applicants in a mutually exclusive proceeding and obtain the CP directly.

Two other means of achieving a settlement are through a private auction or mediator. With the auction, the highest bidder obtains the construction permit for the station and the other dismissing applicants share in the proceeds of the winning bid.

With mediation, an experienced neutral person works with the applicants as a group and on an individual basis to find a solution. Mediation provides an opportunity for creative solutions that may not arise in negotiations among the parties. Because a mediator is not an arbitrator and does not impose a disposition of the proceeding, mediation can be a risk-free means of attempting to resolve conflicts among applicants.

After the settlement window closes on Jan. 30, 1998, the settlement caps go back into effect. It is unclear whether the FCC will permit parties to enter into any form of settlement at that time or whether it will require these applications to be subject to a public auction, as is the case with applications filed on or after July 1, 1997.

The act directs the commission to allow an adequate period of time in scheduling public auctions to permit notice and comment on the proposed auction procedures before issuing the new bidding rules, and to ensure that interested parties have sufficient time to develop business plans and assess market conditions before any

auction. Although the FCC is in the process of drafting proposed auction rules, it is doubtful that any auctions will be held for new broadcast facilities before next spring.

### New commissioners grilled

The Senate Commerce Committee held hearings on the nominations of the four new commissioners on Sept. 30 and Oct. 1.

Questioning of the nominees Michael Powell, Gloria Tristani and Harold Furchtgott-Roth centered on the FCC implementation of the 1996 Telecommunications Act. All three nominees agreed that failure to adopt the new ratings system might be a reason for reviewing a license renewal application more closely. None of the candidates would commit to not renewing a license on this basis.

The separate hearing on William Kennard's nomination to be chairman also focused on the FCC's implementation of the Telecom Act. Senator John McCain (R-AZ) questioned Kennard about the TV ratings system, and Kennard stated that the commission has a role in determining the acceptability of the ratings system. McCain did not ask Kennard whether failure to adopt the ratings system should be a factor in license renewal. Industry observers believe that McCain's failure to ask for and Kennard's failure to give a commitment linking the ratings systems and license renewals means the Senator has retreated from the hard line that he has taken against NBC, which has refused to adopt the ratings system.

The three new commissioners and the chairman took office at the end of October.

*Harry Martin is an attorney with Fletcher, Heald & Hildreth, PLC., Rosslyn, VA.*

### dateline

Renewal applications are due Dec. 1, 1997 for radio stations in the following states: CT, ME, MA, NH, RI and VT.

Ownership reports are due Dec. 1 for commercial radio stations in the following states: Alabama, Colorado, Connecticut, Georgia, Maine, Massachusetts, Minnesota, Montana, New Hampshire, North Dakota, South Dakota, Rhode Island and Vermont.

Tower registrations are due between Dec. 1-31 for towers in Alabama, the District of Columbia and Maryland.

# If you haven't already taken these out for a test drive, here's your chance.


## Short/cut™ Editor

The perfect replacement for generations of reel-to-reel tape recorders. Short/cut delivers hard-disk storage, plus fast cut and paste waveform editing. Add an optional Zip™ drive and get low-cost copies. This editor is fast enough for on-air use, and tough enough for the road. So take Short/cut out for a test drive and watch it perform.

Short/cut is your next tape recorder, edit block and digital delivery system. It's Un-Reel.



Instant Replay. Instant sound effects. Instant music. Instant fun. Take it out for a joy ride.



## Instant Replay®

Instant Replay puts a thousand audio clips right at your fingertips. Sound effects, music, station ID's - up to 24 hours of your greatest material. And with 50 Hot-Keys, you can make your shows as spontaneous as you'd like. With everything titled, timed and ready to play, you'll find Instant Replay fast, fun and easy to use. So take us up on our offer to go for a test drive. It's on us.

## DigiCart®/II Plus

The new DigiCart/II Plus puts up to 50 hours of audio on hard disk, and now includes the popular Zip™ drive for low-cost storage. As always, it's your choice of linear or Dolby® AC-2 recording, plus precise editing and powerful playlisting capabilities. The new "Plus" model delivers all the reliability that has made DigiCart a broadcast standard, and it's now available at a great new price. Ask for a test drive, and put it through the paces at your station.

Test drive theirs then test drive our DigiCart/II Plus. We've got more under the hood.



Attention call letter stations.\* You're only a phone call away from a free 10-day Test Drive. So try it out. We'll understand if you don't give it back.

(818) 991-0360

*360 Systems*®

PROFESSIONAL DIGITAL AUDIO

For more information call (818) 991- 0360 / Fax (818) 991-1360 / e-mail: info@360systems.com / Website: www.360systems.com

\*Offer good in U.S. and Canada only.  
© 1997-360 Systems

Circle (24) on Free Info Card



**KMBZ AM**  
**KLTH FM**  
**KCMO AM**  
**KCMO FM**

# CONSOLIDATING FACILITIES

It has been two years since the liberalization of duopoly rules. What is involved when superduopoly stations move in together?

By Chip Morgan

**Y**ou've just returned from a strategic meeting where it was announced that the company would be consolidating all the local stations into one building. Having completed a huge project last year (with the previous owners) where you did just that, many thoughts go through your head. You consider that the brand-new facilities will be abandoned, but know with many millions of dollars invested in the market, this newest consolidation move will actually save more in the long run. You think about how much work a job like this is, how much it interferes with the daily operation of the facility and how you can do it better this time.

Then you think back to the days when most of the radio stations were "mom & pop" facilities. In those days, a group was considered large when it had the maximum of seven stations in the country. Today, a large group might have more than a hundred stations.

With ownership limits lifted by the FCC and a huge influx of public money coming into the business, radio is changing again. For the first time in radio history, all of the pieces are in place for consolidation and large-scale networking of radio stations. The choices you make today will affect the immediate future and the next generation of radio broadcasters. The answers come from all over the world and some surprisingly new solutions exist which, until now, were not well publicized.

## Economic issues

We don't know what will happen to the economics of broadcasting over the next few years. Perhaps the current concept of having local facilities for each group of commonly owned stations will prevail for many years. Perhaps network studio facilities will be built in each region, in each time zone or even in one master facility for the whole country — as the major radio networks have done for years. It's likely that a combination of these tactics will be used.

Regardless of the future, one thing is perfectly clear today. If each new facility is designed with maximum flexibility so that every part of it is modular, movable and changeable, the investment will be maximized and the value will be retained when portions of the facility are reorganized from sales, purchases or

**Photo: Running multiple stations under one roof has many advantages. Photo by Chris Bennett.**

# STANDS ALONE

Legendary design  
Legendary quality  
Legendary construction



**AFFORDABLE BY COMMITMENT**




**WARD-BECK SYSTEMS LTD.**

TORONTO, ONTARIO, CANADA M1H 2X4

TEL: (416) 438-6550 FAX: (416) 438-3865 TOLL FREE 1-800-771-2556

website: [www.wbsltd.com](http://www.wbsltd.com) e-mail: [wbsltd@istar.ca](mailto:wbsltd@istar.ca)



The secret to lowering costs, improving performance,  
is knowing with whom to consult. Make  
Ward-Beck your first call.

Audio Consoles, Digital Audio Products, Analog Audio  
Distribution Products, Metering Products, Pods — low cost  
Broadcast Problem Solvers. Standard and Custom lines.

Circle (25) on Free Info Card

## CONSOLIDATING FACILITIES

relocations. The cost to do it this way from the beginning is no higher than the traditional methods of design and construction.

Radio's greatest strength is its flexibility and ability to quickly react to changing times. Radio is truly portable.

Today, the equipment and systems exist for most of the dreams we've had over the years for radio programming. With public investment in the industry, the money is available, the growth is rapid. The return on investment is being scrutinized and decision-makers are looking for new and innovative ideas.

### On-air facilities

When we see how well modular office furniture works for changing requirements, we begin to understand why this idea can work for on-air facilities, as well. Modular office furniture is designed to work in any business from an office on a farm to an office in a space agency. It is the flexibility that makes it attractive. The same concepts can be applied to on-air facilities. The facilities can be designed from the beginning to be moved or rearranged later.

If the studio furniture is portable instead of screwed and

**Today, you can put your music, news,  
network feeds, commercials,  
production, traffic, billing and  
logging in a single computer system.**

**Now that's consolidation!**

glued to the walls, it can be rearranged or moved later with no great difficulty. In fact, if an entire group designs its facilities around this concept, individual station facilities can be relocated anywhere in the group as needed. This standardization toward more portable radio is no different than standardization by using modular office furniture.

If we think of the industry as being a portable, changing world by design, it's easy to think of ways to make the facilities as flexible as a traveling stage show. If we design for change, we can use stage techniques, such as putting everything on wheels, using multipair and multipin stage boxes and making every I/O patchable — whether through routers and switchers or by using XLR connectors everywhere.

The other benefit is that for the first time studios can be custom-built off-site, prewired, pretested and nearly ready to plug-and-play.

### Infrastructure

To support the concept of more portable radio, we can turn to new digital systems, which have been under consolidation themselves. Today, you can put your music, news, network feeds, commercials, production, traffic, billing and logging in

# Service you thought no longer existed.

In this day of self-service, ATMs and "get-it-yourself" attitudes, one place still offers full service – BSW.

Our knowledgeable sales representatives have real-world broadcast and studio engineering experience to offer expert help with your equipment purchase. And our comprehensive inventory, representing over 200 manufacturers, is on-site so we can quickly turn-around your order. Best of all, we offer low prices on all audio and broadcast equipment.

Go with BSW, the industry's full-service equipment supplier for over 25 years.



Phone: 800.426.8434

Fax: 800.231.7055

**BSW**<sup>®</sup>

BROADCAST SUPPLY WORLDWIDE

7012 27th Street West • Tacoma, WA 98466

Circle (13) on Free Info Card

<http://www.bswusa.com>

## Fiber-Optic Studio To Transmitter Links



Improve your transmitted S/N by replacing your existing studio-to-transmitter link with Fibox and fiber optic cable. Completely transparent in operation. The Fibox offers a superior audio quality fiber link in an economical, modular package. Choose analog or digital audio and transport data on the same fiber. Complete systems custom designed to your needs, but without custom prices. After sales support available. Call us for more information or to arrange a demonstration.

- Improve your S/N
- Lightning Isolation
- Ground Isolation
- No EMI/RFI
- Transparent Operation
- Up to 8 channels AES
- Up to 12 channels analog
- Multimode to 4 km
- Singlemode fiber loss to 30 dB



Knight's Communications Inc.,  
2219 West Broadway,  
Fort Worth, Texas 76102 USA  
+1-817-877-3037 Fax 817-877-3039  
800-880-5061



Circle (14) on Free Info Card

## CONSOLIDATING FACILITIES

a single computer system. Now that's consolidation!

If we look to design the rest of the facility using consolidation techniques, we begin to notice that the technology exists in the infrastructure, as well.

For example, today you can buy an entire system of digital consoles that are connected by fiber-optic cables. A built-in router system allows instant and flexible rearrangement of I/Os as needed on the fly. Plug in a few digital audio sources, including your computerized audio playback system, and *voila* — instant radio. Now the trick is to make it fully portable. The answer is entirely in furniture design. If the furniture and the master control racks are fully portable, smaller systems can be combined with larger systems and larger systems can be broken down into smaller systems.

Let's take a closer look at some of the new technologies that can work in the consolidation of facilities.

**Digital mixers.** Over the past five years, radio station designers have struggled with the transition to digital because the one key ingredient was missing — a digital console. This is no longer the case. In fact, the advent of the complete digital mixing system brings many of the new interconnection and integration concepts.

Today, you can buy an integrated digital mixer and distribution/routing system that provides many advantages: One or more main production consoles that act as servers for the rest of the facility; slave consoles in control rooms with digital signal processing (DSP) on each channel; built-in computer screens and keyboards for control and standard PC programs; fiber-optic interconnections between rooms; automation of programs and easy reconfiguration of console layout for different show requirements.

**Digital routers.** It used to be that we'd run anywhere from 25 to several hundred cable pairs between studios and master control or rack rooms to carry the analog signals throughout a facility. Designing and wiring just this portion of the system could take up to half of the engineering time on a typical studio design/construction project. Huge walls of connections and/or racks of jackfields and distribution amplifiers supported the interconnection and distribution requirements of such a system. Changes and temporary connections were difficult to accomplish and nearly impossible on short notice. Engineers were required for the simplest patches.

Today, a digital router the size of a single rack can handle four or five station's worth of interconnections, with fully flexible patching at the click of a mouse or push-button control by an operator.

Digital audio routing and interconnections are modular, with excellent sound, ease of control and ultimate system redundancy. Systems can be designed with star and/or ring topology. Distributed intelligence prevents system failure and good systems have a comprehensive alarm system to locate defective components that can be hot swapped without affecting the rest of the system.



# SUPER REDUNDANCY

GO DIRECTLY TO  
**MEDIATOUCH**  
 LINK N' LOCK™  
 SYSTEM



## MULTI-MULTI-MULTI USER USER USER SYNCHRONIZED "ON AIR" TOUCHSCREEN CONTROLLER

- Double, triple, quadruple – "On air" log and audio redundancy
- Gang workstations, studios and remotes together in "synch"
- Take one to a remote – full interactivity with master air studio
- Any workstation can join or breakaway – (one button press)
- Unique master/master/master design – all can operate interactively
- Discrete audio play, mixed or summed – all on user touch
- Multi talent interactive a r show – local, remote - wide area



**MediaTouch**  
 A DIVISION OF OAKWOOD AUDIO LABS LTD.  
**"AMERICA'S DIGITAL ORIGINAL"**  
 Since 1984, Digital Integration for radio.  
**TOLL FREE 1-800-636-0123**



2480 S.E. 52nd Street  
 Ocala, Florida 34480-750C  
 Tel: 1-352-622-7700  
 Fax: 1-352-629-7000



"OpLOG™" Air

For more info see our web site [www.omt.net](http://www.omt.net)

# CONSOLIDATING FACILITIES

**Fiber-optic trunk cables.** We used to send analog audio around the station with constant concerns about ground loops and crosstalk due to the long runs of cable required between studios and rack rooms. Not only were the trunk cables physically large, difficult to distribute and expensive, but they were a source of signal degradation.

Today, we can replace the entire trunk cable with one or two fiber-optic cables to each studio. The fiber-optic cables carry all digital audio to and from the studio with no noise, ground loops, crosstalk or degradation of signal quality. The costs of designing and installing such a system are low compared to the cost of designing, documenting and wiring the thousands of wires it replaces. When it comes time to move or change the system, the savings are huge.

**Synchronization signals.** Synchronization has been something that radio engineers thought of as a TV buzzword, but now it's an important issue in digital



Expansion or relocation? Sometimes existing facilities must be expanded to house new tenants. Photo by Chris Bennett.

audio design. Luckily, sync is handled by the AES/EBU (AES3) standards and you don't have to give much thought to it as long as your facility is a fully synchronous system. The use of asynchronous equipment (that use an external sync to lock up with the rest of the

facility) creates troublesome clicks, pops and glitches when mixing audio. Most stations do not have a sync generator, nor do they want to install one. Much of the newer digital routing equipment can perform sample-rate conversion and compensate for the differences in sync.

KLAX-FM  
Los Angeles

Will you still love us  
**Tomorrow?**

**Studio furniture is one decision you'll be living with for a long time. If you make it Murphy, you can count on a relationship that will last for years. Durability, deliverability and thoughtful design—all part of the enduring elegance of Murphy Studio Furniture.**

**MURPHY**  
STUDIO FURNITURE

▲ 4153 N. BONITA STREET ▲ SPRING VALLEY, CA 91977 ▲ TEL (619) 698-4658 ▲ FAX (619) 698-1268 ▲  
▼ (800) 307-1060 ▼ Email [dwmurphy@electriciti.com](mailto:dwmurphy@electriciti.com) ▼ URL <http://www.electriciti.com/dwmurphy> ▼

*Our service goes beyond design and fabrication, to total management of your concept's execution.*

Circle (16) on Free Info Card

ready for the new

# MILLENNIUM



Radio Systems' new Millennium line of Consoles offers more features, a bold modern look & a new lower price.



The DI-2000 is a fully digital dual telephone hybrid with built-in conferencing & complete phone line control.




The CT-6 line features stick-on, desktop or large wall displays - all with timer, clock & master/slave functions.

GPS now also available for ultra accuracy



Our new DA-4x4 features extremely low noise & distortion and multiple input configurations.

To introduce our new Millennium line of broadcast products, we're offering special sale packages on all of these new items. Call today for details.



601 Heron Drive, Bridgeport, NJ 08014-0458 · 609-467-8000 · [www.radiosystems.com](http://www.radiosystems.com)

Circle (26) on Free Info Card

# CONSOLIDATING FACILITIES

**Legacy systems.** No doubt you have equipment that was purchased recently and could be re-used in the new facility. Source equipment, such as microphones, studio telephone systems, CD machines and digital editors may already be state-of-the-art. If you already have digital automation systems with storage and playback of audio and traffic and billing interfaces, you may be able to re-use some or

most of this system. It is common to determine a list of the equipment that will be reused and to design for this by preparing cabling and physical locations for the equipment. Keep Murphy's Law in mind. Most well-used equipment will fail when moved and probably at the most critical time or when technicians are scarce.

Concentrate your energy and finances on the best infrastructure system and

you'll be way ahead of the game.

There is much involved in the physical design of a facility. Issues such as architectural design, ergonomics, traffic flow and visibility are important. It's also critical to locate the facility away from noisy areas, such as heavy transportation or manufacturing areas. And don't forget that you need line-of-sight to the transmitters.

Concepts in architecture are like formats in radio. Everyone has his or her own idea. One concept that has proven to work in the real world is to design the whole facility as a single working system, but to break up the elements into suites. The suite concept means that the designer places spaces together that work together. This sounds simple, but in practice it can be challenging. This idea bears strong consideration when you have multiple stations with different personalities in the same building. Many times the stations want to maintain individual environments, but they need to share common areas, such as lunch rooms, mail rooms, sales areas and major production.

## Make the suites 'sweet'

From an on-air operational standpoint, each station can be designed as if it were a stand-alone facility. Cluster together all the critical elements, such as programming staff, basic production/editing studios and on-air studios into one suite for each station. You may want a separate lobby for each station or you may want a combined lobby for several stations. Close evaluation of your particular situation will determine this.

Office furniture should be chosen that could function as studio furniture in the future. As more tools become available on the desktop, we'll see more basic production and manipulation of audio that can be done by anyone with a PC, whether at their desk or on the road.

Most radio studios are designed with an eye on size first. The furniture is made to fit the space. After construction, acoustic treatment is applied to make it sound good. This results in wasted space, ergonomically poor layouts and bad sound from the room. At

## HIT THE ROAD, JOCK!

### The MITS ROADSHOW MULTI-LINE PHONE SYSTEM



Produce and run your show **On Location**  
**EXACTLY** the way you would from your studio!

The first and only integrated system that lets you use and fully control your multi-line phone system on location. Includes full status and control of up to 15 lines, LCD 'screener' call-data display, up to 3 remote users, rugged case, 5 ACTION KEYS for remote control functions and much more!

Take control of your phones! **CALL:**  
**Broadcast Telephone Systems**



email [info@innovadev.com](mailto:info@innovadev.com)  
web [www.innovadev.com](http://www.innovadev.com)

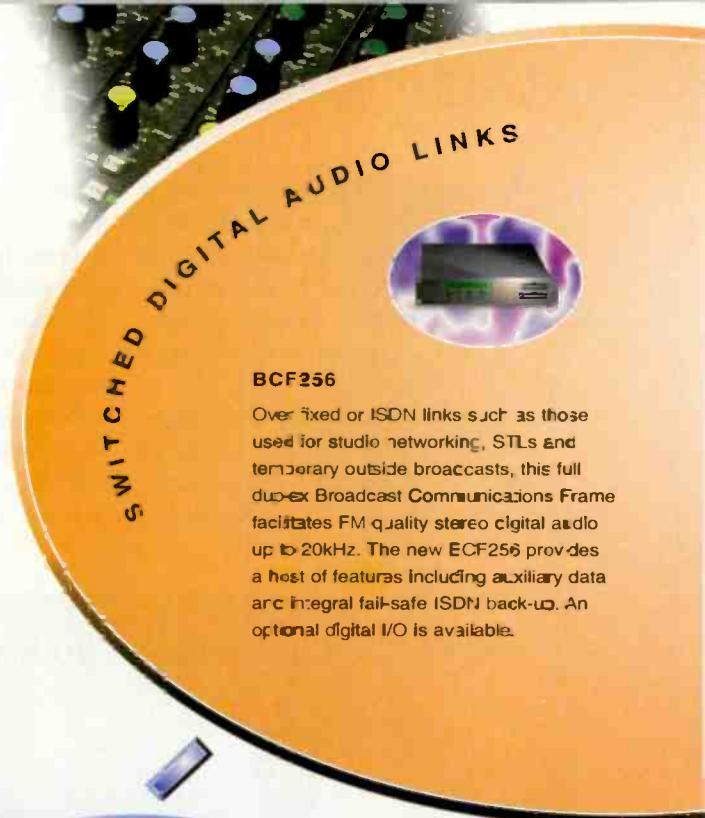

**1-888-890-7424**

**Innovative Devices, Inc.**

Circle (27) on Free Info Card

# Digital audio links

for broadcasters



SWITCHED DIGITAL AUDIO LINKS



## BCF256

Over fixed or ISDN links such as those used for studio networking, STLs and temporary outside broadcasts, this full duplex Broadcast Communications Frame facilitates FM quality stereo digital audio up to 20kHz. The new BCF256 provides a host of features including auxiliary data and integral fail-safe ISDN back-up. An optional digital I/O is available.



TEMPORARY DIGITAL AUDIO LINKS



## DRT128

Designed for the reporter on the move, the DRT128 Digital Reporter Terminal enables speedy direct dial connection to the ISDN through an integral terminal adapter for the simultaneous transmission and reception of broadcast quality audio. Robust and lightweight, the DRT128 provides a variety of transmission options - including stereo.



THE BEST BITS IN DIGITAL AUDIO COME FROM APT

Whatever your broadcast application, only APT provides the most comprehensive, proven and compatible solution - high quality digital audio links. Characterised by the lowest available coding delay - APT codecs provide the most robust and economic audio distribution available, in applications throughout your broadcast operation.



FIXED DIGITAL AUDIO LINKS



## MXL256

The cost effective solution to networking over dedicated links, the MXL256 Broadcast Network Transceiver is an apt-X based codec with provision for back up feed, providing the assurance of programme continuity. A robust and compact codec, the MXL256 is designed for bandwidths from 6.5kHz mono to 15kHz stereo.

**APT**  
AUDIO PROCESSING  
TECHNOLOGY

Headquarters Tel: +44 0 1232 371110

Japan Tel: +81 3 3520 1020

United States Tel: +1 213 463 2963

URL: <http://www.aptx.com>

Circle (28) on Free Info Card

# CONSOLIDATING FACILITIES

the higher levels of design, the space is designed acoustically, taking the furniture into account. An old adage in architecture is "form follows function" and if that is applied to studio design, the furniture and acoustics should drive the room design.

Each station in a superduopoly has its own production needs. The volume of production for morning shows, news and station promos will probably not

change much, but commercial production can be shared among all of the stations. Instead of dubbing a spot for each station, a digital audio storage and playback system can hold one copy of each spot that can be simultaneously accessed by all of the stations.

With many stations under one roof, it makes sense to do all major commercial and complicated production in a suite of studios designed specifically


for creative production. Copywriters, creative services people and the like should be located in this suite. You might have interview studios for long-form programs that require studio engineers. You might have performance studios where musicians can perform live or be recorded for future on-air playback. All basic rip-and-read and station-specific production can be done in the edit studios located in the station suites. You might even have a green room for salespeople to show clients the progress of their production.

Sales areas should be flexible. Sales management will probably want to try several different sales organizational techniques, such as team selling, account-type assignments, territory assignments and selling by station. Therefore, if you design the workstations and layout of sales for maximum flexibility, changes in the way the sales department is organized can be easily accommodated.

Some general managers and market managers like to be located right in the heart of the operation and some like to be located so they have to walk through the entire station to get to their office. Wherever they are located, a GM and the MM must be connected to the operation acoustically, visually and ergonomically. The GMs may or may not have individual executive assistants. If not, they need access to the administrative support staff. It's typical to arrange presentation rooms near the administrative suites for sales presentations to large groups and for staff meetings.

The promotions/marketing department works day and night and needs access to the street at all times. If your facility is located in a building with other tenants, you don't want to be constantly moving equipment and promotional materials through the hallways and elevators. A ground floor location for promotions is desirable and an added benefit is a loading dock. You may consider having a promotional store where listeners pick up prizes or come to the stations to buy or be given station merchandise. Impulse or point-of-purchase merchandising at the station lobby can generate additional income.

Make Crown Broadcast your next move. . .



when you want to "checkmate" the competition!

Crown Broadcast offers you versatility and flexibility in every broadcasting move you make. Our fully integrated transmitters can be configured for stand-alone applications, including satellite-fed networks, as repeaters for terrestrial-fed applications, or as exciters providing the most cost effective way to get Crown-quality components into your system. When you want to extend your broadcast coverage, add one of our highly efficient amplifiers. Like all Crown products these units are designed to provide modularity, reliability, and ease-of-use to strategically position you in the marketplace.

Crown Broadcast champions our customers by providing knowledgeable technical staff, a 3-year limited warranty, and comprehensive product information. This powerful trio is designed to support you through any broadcasting challenge. Need to make your next move fast? We can deliver product built to your requirements within ten days (or overnight in emergency situations). Just one more way that Crown Broadcast provides versatile solutions for lasting value.



1718 W. Mishawaka Road, PO Box 1000, Elkhart, Indiana, U.S.A. 46515-1000

Phone: 800-294-8050 or 219-294-8050; Fax: 219-294-8222

Email: [broadcast@crowintl.com](mailto:broadcast@crowintl.com); Internet: [www.crownbroadcast.com](http://www.crownbroadcast.com)



Circle (29) on Free Info Card

# Industrial Strength Digital Audio Delivery

Digital Audio Delivery systems are now recognized as a must for every broadcast facility. But few systems provide the features, flexibility or reliability required to maintain profitability in this demanding and fault critical application, nor the support mechanism to maintain them.

The ENCO DAD<sub>PRO32</sub> Digital Audio Delivery System is simply the most powerful On-Air & Production system available. Based on the already widely accepted and mature DAD<sub>PRO</sub> product, but now optimized for the Windows NT<sup>®</sup> operating system, DAD<sub>PRO32</sub> is unique in its uncomplicated user interfaces and adaptability to any format, yet harnesses the power and reliability of proven technology.

- Intuitive On-Screen User Interfaces that are immediately familiar to operators. Optional Touchscreen makes Live Assist operation quick and easy.
- Complete On-Air flexibility for Live Assist, Automated, or Satellite Programmed operations, with transparent transitions between modes. Seamless Segues and Voice Tracking provide a continuously "Live" image.
- Powerful Production and Call Processing capabilities, including Graphic Cut & Paste Assembly Editing. Automatic Recording features are included for catching network feeds.
- Interfaces to all Music and Traffic Scheduling and Billing systems.



- Features full 32-Bit Processing and True Multitasking capabilities. Many third party programs, such as Multitrack Editors, Wire Capture systems and Word Processors may be directly embedded into DAD, or operated on the same Workstation.
- Inherent support of Global Wide Area Networking, for sharing of data between multiple facilities. Ancillary products are available for Store Forward operations and remote management of unmanned downlink sites.
- Operates on commonly available "off-the-shelf" computer hardware and network architecture, utilizing any of a wide variety of redundancy configurations.
- DAD is an outright purchase, and there are no monthly licensing fees. Free software upgrades are provided for the first year. ENCO technical support is legendary as the best in the business.



**Call Your DAD Dealer or ENCO For  
Complete Information or Demo**

**Check Out The ENCO Web Page At:  
[www.enco.com](http://www.enco.com)**



24555 Hallwood Court, Farmington Hills, MI 48335 USA  
Tel: 800-362-6797 or 248-476-5711  
Fax: 248-476-5712 • [www.enco.com](http://www.enco.com)

# CONSOLIDATING FACILITIES

The technical areas should be centrally located for several reasons. Most of the studios will need to be connected to the engineering area, so you want to keep the cable lengths reasonable. Engineering needs to be located near the central power and communications sources, in other words, near the main phone rooms and power rooms. Engineering also needs to have good access to the roof or a tower next to the building for antennas. STL shots, two-way radio antennas and remote antenna systems require regular attention and easy access is important.

## RF and spot insertion

For those thinking about group network feeds and local spot and programming insertion, think about putting an automation system at each transmitter and using the station's studio as one of the inputs to the automation system. Other feeds could come from the group network, other networks, remote system receivers or the legal

main studio.

Spots can be uploaded to the transmitter-based automation system from production studios anywhere in the world. The audio can be delivered through a dedicated, real-time method of STL or T-1 link or downloaded as individual files via modem. Remote access to the system can handle scheduling and traffic/billing functions.

With all those tower sites and old studio locations, you're in a great position to develop a flexible and wide coverage remote system. Whether using dial-up digital codecs or RF equipment, you should be able to do remotes from anywhere. RF links from transmitter site to transmitter site could even allow an ad hoc network to be put together among your group-owned stations in a market in case of an emergency or need for simulcast. In addition, these line-of-sight paths between commonly owned facilities adds the potential for other new technologies, such as data and voice transmis-

sion on RF paths, as well as digital and/or analog links between locations in a market.

## Feng shui

The last thing we want in a radio facility is negative energy and if you want the latest in quirky decorating techniques, have your designers incorporate feng shui — a combination of geomancy, psychology and Chinese philosophy. Feng shui literally means "wind-water" and advises such things as putting stones along windowsills to deflect bad energy, being sure your chair faces the door with walls behind you and hanging jade butterflies to symbolize growth in the company. In these days of fast changes and rapid globalization, maybe some retro insurance isn't such a bad idea.

*Chip Morgan is president of CMBE, Inc., a worldwide broadcast facilities design and integration firm located in Sacramento, CA. Contact Chip at 916-676-4344 or chip@cmbe.com.*

## Introducing the CB-500 Tone Decoder

Satellite Systems now has available the CB-500 Tone Decoder. The CB-500 will detect the 25Hz, 35Hz, 25+35Hz with individual front panel LED indicators for each function. Other benefits included with the CB-500 are-

- Size: 8"w, 2.5"h, 7.25" d
- Output level is adjustable from the front panel. Max output level is in excess of +15 dB
- Frequency response: +/- 1dB from 60Hz to 20kHz
- Distortion/noise better than .04% from 60Hz to 20kHz
- Sub audible tone rejection: 30 dB or greater with undistorted tone
- Relay contacts rated at 1 amp at 120 VAC. Contact NO, modifiable to NC
- Relay closure time front panel adjustable approximately .5 to 2.5 seconds
- Input and put connections: Screw terminal plugs (no soldering required)
- Audio input level control

**Call us today for more information on the CB-500**

Phone: **(719) 634-6319**  
Sales: **(800) 817-7664**  
Fax: **(719) 635-8151**



615 East Brookside Street  
Colorado Springs, CO 80906

Circle (43) on Free Info Card





### **BAYS**

Stainless steel construction, input connector type N, Maximum input power per Bay 600W, circular and vertical polarization

### **POWER DIVIDER**

Brass made, chrome plated, EIA 7/8 input connector, Broadband 88-108 Mhz, maximum input power 2 Kw, Stainless steel mounting brackets included, double step.

### **JUMPER CABLES**

1/2 inch coaxial cable, included male N connectors

OMB America  
3100 NW 72 Ave #112  
Miami, Florida 33122  
Phone: 305-477 0974  
Fax: 305-4770611  
Toll free: 888-OMB4USA  
E-Mail: info@omb.es

## **RADIATING SYSTEMS UP TO 20.000W**

## **PRICE**

**\$1,650.00**

**Offer valid until May 1997**

## **OMB also Manufactures:**

**FM transmitters**

**TV transmitter**

**FM and TV Links**

**TV antennas**

**Medium power FM antennas**

**Connectors**

**For other radiating  
systems please  
contact us**

**1-888-OMB4USA**

Circle (44) on Free Info Card

# 628 Digital Voice Processor It Takes Requests & Doesn't Need Coffee!



You've received over a dozen requests in less than 15 minutes and the phones still ringing! If that isn't enough, your program director wants the presets changed & needs your voice on a cart "ASAP." All this and you haven't even had your first cup of coffee! The day's just starting... You may not be up to speed, but the Symetrix 628 Digital Voice Processor is! Made for broadcasting, live performances and recording studios.

The Symetrix 628 Digital Voice Processor provides a quick way for talent or producer to make those speedy changes without running frantically to the equipment rack! The 628 offers instant quality on-air capabilities. A simple turn of a knob selects any of 119 user resonalized presets or one of 8 factory presets.

The Symetrix optional RC-1 remote enables eleven presets and includes a bypass function. All with only a touch of a single button.

The 628 is a transformerless & capacitorless mic preamp. Filters in the 628 eliminate RF interference and features like the switchable 15 dB pad, which prevents microphone melt downs are essential for quality end results.

Along with easy plug to play operation, independent metering process functions, microphone & line level outputs. The 628 provides AES/EBU and S/PDIF digital outputs. As well as 20 bit A/D & D/A converters.

The 628's parametric approach to equalization allows cuts & boost exactly where needed and provides sound signal processing every professional demands!

Better yet the 628 with onboard de-esser, expander/gate, compressor and processing power takes up only one rack space! Intervention & independence... that's what the Symetrix 628 Digital Voice Processor is all about. So go have your coffee!

**Harris Corporation  
Broadcast Division**

U.S.: 1-800-622-0022

Fax: 765-966-0623

<http://www.broadcast.harris.com>



**HARRIS**

*A new world of broadcast solutions*



## World's Best Digital FM Exciter.

DIGIT® CD, our second generation digital FM exciter, continues the proud tradition started in 1993. There are now over 1200 DIGITS on the air throughout the world. Others may offer digital exciters but DIGIT® CD remains the broadcaster's choice with the world's best performance and a long history of on air service with tens of millions of broadcast hours. No one else even comes close.

DIGIT® CD converts studio standard digital audio (AES/EBU) directly to FM stereo with no analog steps. Direct Digital Synthesis is important for true digital generation. It is accomplished with a numerically controlled oscillator (NCO). With NCO digital generation of FM you are assured of the highest quality sound that your station is capable of producing.

DIGIT® CD has an analog input module for those who haven't converted to digital yet or a digital input module. For those thinking of a complete digital upgrade, Harris can supply our CD LINK™, 950 MHz uncompressed digital STL, to complete a 100% digital path.

DIGIT® CD's digital input module uses a DSP based digital stereo generator which provides transparent audio and

maximum separation. Also, included is a digital composite limiter (DCL) which is an implementation of the WAVES L1 Ultra-Maximizer™, used by digital recording studios. Harris exclusive DCL allows DIGIT® CD to sound louder than competing FM exciters without overmodulation. The DCL uses "look ahead" circuitry to predict and correct overmodulation peaks before they can occur.

### DIGIT® CD Features:

- *New Benchmark for digital exciter sound quality*
- *New GPS Lock Option for FM synchronous broadcasting*
- *New Synchronous AM noise reduction circuitry*
- *Proven Reliability backed by a 3-Year Warranty*
- *DDS NCO FM Generation for Maximum Sound Quality*
- *Immunity to Subsonic Transients*
- *Compatible with all RDS/SCA requirements*
- *Frequency Agile with N+1 capability*
- *Manufactured under ISO 9001 Quality System*

DIGIT® CD is capable of N+1 operation because it is frequency agile with modulation level and linearity indepen-

dent of carrier frequency. This is an especially important feature today with consolidation of FM sites. N+1 installations would allow one spare transmitter to be substituted for any other FM transmitter at the same site.

Besides the DIGIT® CD, Harris has a wide range of "Clearly Digital®" products for all your broadcast needs whether AM, FM or TV.

*Harris Platinum Z transmitters feature DIGIT® CD exciters, a great combination!*



**Harris Corporation Broadcast Division**  
 U.S. and Canada  
 TEL: +1 217 222-8200  
 FAX: +1 217 224-1439  
 Elsewhere  
 TEL: +1 217 222-8290  
 FAX: +1 217 224-2764

<http://www.broadcast.harris.com>



**HARRIS**

*A new world of broadcast solutions*

© 1997 Harris Corp.

# DAB: THE INSIDER'S VIEW



By Skip Pizzi, editor in chief and Chriss Scherer, editor

## DIGITAL RADIO IS AROUND THE CORNER.

On Sept. 17, 1997, *BE Radio's* editor in chief Skip Pizzi and editor Chriss Scherer interviewed representatives of USA Digital Radio (USADR) at the NAB Radio Show in New Orleans. USADR personnel who appear in the following transcript are identified by their initials as follows: E. Glynn Walden (**GW**), director of engineering at Group W/Westinghouse Broadcasting; Rick Martinson (**RM**), manager, Broadcast Systems at Westinghouse Wireless Solutions; Suren Pai (**SP**), business development director at Lucent Technologies; and Bob Struble (**BS**), acting president at USADR.

**BE Radio:** *Where does development stand right now on IBOC radio?*

**RM:** We are completing the detailed design, which includes the modeling and simulation of the overall waveform. This is for both the AM and the FM systems. That will conclude by the end of this year, after which we will go into laboratory development where we'll be doing testing using

prototype receivers and transmitters, modulators, etc. When we are successful with that, then we will go on the air in the Baltimore-Washington area with small (experimental) AM and FM stations and do mobile testing ourselves. That will take place next spring and into next summer (1998). This will be followed by field tests on actual AM and FM radio stations, late next summer into September of next year. That would be followed by working with receiver and transmitter manufacturers for a rollout that would happen by the summer of 1999. Right now, we have the waveforms and we are confident that the system will be robust, for both the hybrid system, which is the combined analog and digital system, as well as for the all-digital system, in which eventually, if broadcasters decide to, they can turn off the analog and move the digital to the center of the channel.

**BE Radio:** *Are both AM and FM working on the same time frame and in the same receiver product base or are they still on two different paths?*

**GW:** We have spent an awful lot of time (recently) making commonality between

the systems. In fact, all the frequencies of the subcarriers in the AM and the FM system are modified for total compatibility between the two systems. In reality, the AM system is a small subset of the FM system. In terms of the decoder, the amount of (signal-processing) real estate required is not doubled. In fact, there is also commonality for the analog (receiver). We really have *four* systems under development: There's (1) the hybrid IBOC AM system, (2) the hybrid IBOC FM system, (3) the all-digital IBOC AM and (4) the all-digital IBOC FM. The hybrids are transition systems, much like Windows 95, which was a transition system from 16 bits to 32 bits. Hybrid IBOC is the transition system that carries us for the next 10 to 15 years into the era of all-digital. When we go with all-digital, it will be more robust, basically because we can increase the power. What we call our "baseline FM system" uses (digital) carriers between 129kHz and 196kHz and there are 95 OFDM (orthogonal frequency-division multiplexing) carriers on each side. After extensive research we decided that we would use the OFDM waveform. It needs no amplitude correction or phase correc-

Photo: Bob Struble, Rick Martinson, E. Glynn Walden, Suren Pai and Skip Pizzi in the USA Digital Radio booth.

**Feeding your  
automated  
workstation  
unconditioned  
power is like  
driving without  
a seatbelt.**



**If you  
crash,  
it's all  
over.**

**Superior Electric's** \*  
**family of advanced**  
**STABILINE® Voltage Conditioning Products**  
**offers a full range of power protection**  
**options to prevent such a disaster.**

Did you know that the seemingly harmless fluctuations in electricity that cause momentary flickers in your studio lights can literally fry the internal mechanisms of digital and analog broadcast equipment? It's true.

The AC power line feeding your entire station is filled with voltage irregularities: surges, sags, spikes and noise, among others. And if this "dirty" power reaches the sensitive circuitry that controls your commercial and music inventory or traffic computer, for example, the results can be devastating. Lost or corrupted data, satellite delivery interruptions, mechanical failure – whatever the outcome, it's always bad news. Which means it's bad for business.

That's why you need STABILINE® Power Protection Products. Whether you're looking for voltage regulation, power conditioning, battery backup power or a combination thereof, we've got you covered.

Why take unnecessary risks? Invest in STABILINE® power protection. ***We're your best insurance against a crash!***



**Transient Voltage Suppressors/RFI Filters**

Wall mount, desktop, 19-inch rack mount, NEMA 12, industrial hard-wired. Ratings to 20 amperes.

**Power Conditioners**

120 VAC, 60 Hz and international 50 Hz types. Ratings to 125 kVA. Portable and cabinet models available.



**Voltage Regulators**

Power ratings from 2 to 1680 kVA. Cabinet or 19-inch rack mount models.



**Uninterruptible Power Supplies**

Domestic 110, 120 or 127 VAC, 60 Hz or international 220, 230 or 240 VAC, 50/60 Hz types to 2200 VA. Wide range of desktop, cabinet and rack mount types.



3-phase, 500 kVA WHR Series model.

To learn how STABILINE® Power Protection Products can solve your power problems, write, fax or telephone Ted Gladis. Ask for individual product catalogs or complete STABILINE® literature file.

**SUPERIOR ELECTRIC**

WARNER ELECTRIC

383 Middle Street  
Bristol, CT 06010 USA  
Tel: 860-585-4500  
Fax: 860-582-3784

1-800-787-3532 in USA & Canada



## DAB: THE INSIDER'S VIEW

tion. So we don't have to use an equalizer with the FM system.

**RM:** And it's very robust against multipath.

**GW:** In the middle (of the channel), we have FM, as before, but we don't go out to 220 (kHz) like we did before. Also, these (digital) carriers are about -43dB down. They are not sitting on the mask.

**RM:** As a result, we don't have a problem with second-adjacent (channel interference).

**GW:** The baseline system provides a small amount of (auxiliary) data, plus 96kb/s of PAC (perceptual audio coding, the audio compression algorithm used). It's not real-time data, but data that's opportunistic in nature. In other words, if there are pauses in the audio, it can carry you at a minimum of about 2kb/s. With (a variation on this) system, we add two more groups of carriers (to the digital sidebands), each having 19 subcarriers, that increase the amount of auxiliary data (up to 64kb/s). We had talked about using some of these carriers for more robustness, but Dr. Brian Kroger, the lead scientist on the project, says we don't need that. The system is robust, playing well with two first-adjacent interferers at the same time. In the all-digital mode, we send the PAC audio

twice: once at 96kb/s and once at 32kb/s. The 32kb/s mode has a short interleaver on it and it allows rapid signal acquisition. That's used for (initial) tuning, and then after a time period of about five seconds, (the receiver) switches to the 96kb/s mode. One of the things that is totally unacceptable about digital systems is they tend to drop out. In this system, we have a backup channel that's intentionally delayed by five seconds — that's the 32kb/s "tuning channel" — so we have something that can rapidly re-acquire and actually be there before the listener hears the outage (on the 96kb/s channel). So, we are transmitting the signal twice, in different parts of the channel, (providing) diversity in frequency and diversity in time. With the hybrid system, we have analog to fall back to if the digital should fail. In this case, the analog has been delayed by five seconds to match the interleaver for the digital. Once the receiver knows it's going to run out of bits in the digital signal, it has five seconds to get into the analog mode. Then five seconds later, if it sounds right, you can go back to digital again.

**RM:** Another thing to point out on the hybrid system for FM is that the sidebands

on either side are repeated. So, you can lose a whole sideband and still have robust coding to decode the digital signal on the other one. This is particularly important in a lot of tight market stations — for instance, in the Baltimore and Washington area — where you have stations that are first adjacent between the two cities. You might get wiped out on one side and still have the other side to rely on.

**GW:** We also have something called a "first-adjacent canceller" (FAC). Westinghouse has been working on this circuit for many years and we've adapted it. When you have an analog interferer, there's a carrier that's tracking back and forth. We actually have a device that cancels the analog carrier. It causes minor degradation to this sideband, but when you combine its remaining energy with the (other sideband) energy, we still have a robust system. The interesting part is that we can actually take the interference up all the way to -0dB — totally wiping out the whole sideband. But it's not wiped out, because the FAC is removing (the interference).

**RM:** The stronger the interfering first-adjacent signal becomes, the better it (FAC) works because the stronger signal is

# CD *or* Hard Drive!



## Libraries 97 cents/cut!

Get the best CD music libraries at a special rate! Until the end of 1997 you can buy new libraries or categories for only 97 cents/track. These are our best and latest libraries! Call for a free catalog. Pay by check/Visa/MC/Amex. Offer not valid on prior sales.

Offer good on Libraries or Updates.  
Hard Drive Libraries provided on CD-ROM using MPEG, AC-2 or Linear files.

**50 States: 800-521-2537**

Fax: 888-RPM-0006 E-mail: RPMORLK@aol.com

Visit us:

**www.tophitsusa.com**

**rpm** RADIO  
PROGRAMMING AND  
MANAGEMENT, INC.

Top Hits U.S.A. & Ultrasonic-Q Radio Disc trademarks of Radio Programming and Management, Inc., Orchard Lake, MI. Ultrasonic-Q system is Patented.

Circle (47) on Free Info Card

# RoadRunner Breaks the Price Barrier..

**\$2800**



*The easiest, best sounding, most compatible ISDN codec. PERIOD!*

- TECHNICAL FEATURES**
- Mode: Mono, full duplex, bi-directional
  - Algorithms: CCS MUSICAM®, ISO/MPEG Layer II, Layer III and G.722
  - Frequency Response:
    - 15 kHz on one ISDN "B" channel
    - 20 kHz on two ISDN "B" channels
  - Mixer inputs: 2 - Mic and 1 Mic/Line
  - Headphone outputs: Two independent headphone outputs, each with Send and Receive level controls

Now you can have a complete ISDN codec, mixer, headphone distribution amp and ISDN terminal adaptor in a single box. Introducing the new RoadRunner from MUSICAM USA. RoadRunner gives you all the best algorithms, not just one, for compatibility with the codecs you already have. With MUSICAM, Layer II, Layer III and G.722 you can have CD-quality 20kHz mono over one ISDN line, 15 kHz on a single ISDN "B" channel, or the shortest delay with any G.722 codec.



**PLACE YOUR ORDER NOW!**

MUSICAM USA  
 670 North Beers Street, Building 4, Holmdel, New Jersey 07733 USA  
 Tel: 908/739-5600 ask for ext. 163  
 Fax: 908/739-1818 • Fax On Demand: 908/935-2777

E-mail: [sales@musicamusa.com](mailto:sales@musicamusa.com)  
 Internet: <http://www.musicamusa.com>

Circle (30) on Free Info Card



## DAB: THE INSIDER'S VIEW

easier to track. And when you do have an impact on one side, it's not all or nothing, because we're replacing the information and the bits there such that you can keep the ones that still come through. We're doing a signal-to-noise ratio-type measurement on each one of those subcarriers. (FAC) is simple, but it was originally designed for a stationary environment. The trick is to get it to track in a mobile environment with a lot of multipath.

**GW:** Remember, those carriers are fading as we are trying to track them.

**RM:** Something else to note: On the all-digital IBOC system, one enhanced service that is possible is multichannel sound going out beyond +/-100kHz. We can do up to five channels of virtual CD-quality sound or something that is close to what you have now in home theater. Or, you can put (auxiliary) data through that.

**GW:** Also important: 64kb/s of wireless data. There's nothing like that in the marketplace today.

**RM:** And it's mobile. Now with all this technology, you might think these receivers are going to be expensive. In fact, it's all in DSP. It's all software. And what's unique about the receiver is that you get the analog FM demodulated for free.

**BE Radio:** *So the receiver is completely DSP-based, including the analog?*

**GW:** Yes, once you pass the 10.7 (MHz) mixer.

**RM:** Send it to the IF. It's an A-to-D and all "secret sauce" after that.

**GW:** This is going to be the best analog AM and FM you ever heard, because we can put perfect filters in. And it doesn't cost. It's all free once you make the decision that the receiver is going to be DSP.

**BE Radio:** *Will these receivers use off-the-shelf DSP chips?*

**GW:** No, they're going to hard-wire it. They're not going to build (the production receivers) as a DSP.

**RM:** They'll build it in firmware.

**BE Radio:** *So, there's no need to have a programmable receiver?*

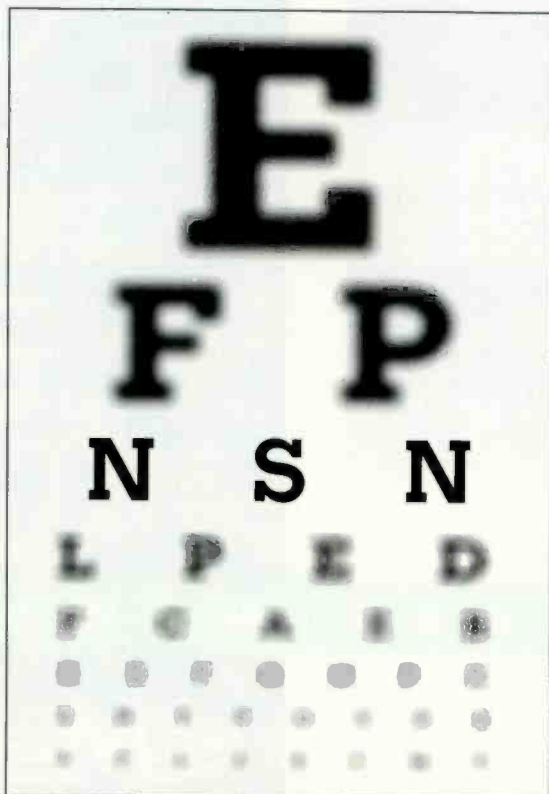
**GW:** Understand that the first receiver that comes off the line decodes all the modes we are talking about — including the extension of the DAB into the all-digital mode. These additional modes don't really cost a lot because they are all subsets of hybrid IBOC.

**RM:** So, in a sense, you have forward and backward capability, which is key. There-

fore, the radio stations don't have to lose listeners (after the transition period) because they don't have a receiver that doesn't receive all-digital.

**BE Radio:** *You said analog AM is going to sound great on these new radios because of the improved filtering, but aren't you having to reduce the analog bandwidth to 5kHz?*

**GW:** Yes, we're going to reduce, (but) we're going to give the broadcasters more frequency response than they have now in the analog mode. Currently, they have 3.5kHz (in most receivers). We're going to stretch it because our receiver can have a perfect 5kHz filter in it. By the way, there will be no noise on analog because we have to have a noise blanker for the AM system to work. There won't be any first-adjacent-channel interference at night for analog. That goes away because you've reduced the transmission standard and the receive standard to 5kHz. There's no more birdie whistle at 10kHz and you now have a true 5kHz system instead of a 3.5 or a 3kHz system that we currently have. Analog (AM) is going to sound great and digital (AM) is going to sound like FM.



## Your Choice Couldn't Be Any Clearer.

Considering satellite systems for paging, voice, data, audio, or the Internet? NSN Network Services is your clear choice. Working with NSN you get a system designed for your needs now and in the future. We offer complete design consulting service, systems integration, equipment sales, and on-going satellite spacetime services worldwide. And NSN is the world's premier direct satellite Internet service provider.

NSN - your clear choice in VSAT networks.

Main 970•949•7774  
Fax 970•949•9620  
<http://nsn.net>  
e-mail: [sales@nsn.net](mailto:sales@nsn.net)



**NSN NETWORK  
SERVICES**

P.O. Box 7510  
Avon, CO 81620

Circle (31) on Free Info Card



# GET IT ALL.

## ONE SOURCE

## ONE CALL

**FINALLY.  
COMPLETELY  
INTEGRATED  
RADIO OPERATIONS.**

The perfect digital radio operation. Now it's a reality with Computer Concepts' complete line of integrated radio products.

With traffic and reporting, integrated music scheduling and complete studio products, Computer Concepts has the integrated digital product line for your station operations.

**MAESTRO** is the brain for all operations — music and commercials, announcer text with daily schedules, all on screen with instant access to all of your audio inventory.

**VOICETRACKER** combines your music, commercials and pre-recorded voice segments to create a live sounding automated program.

**V.T. (NEW!)** Sure to be the leading traffic system in the world. Now manage and report all traffic operations for up to 128 different stations from one location.

**NEWSROOM** captures text and audio from wire services and network feeds for creation of newscast. Write, edit, package or play audio and text. Plus link actualities to copy.

**CutMaster** integrated multi-track editing with powerful realtime effects editing.

Get real digital operations with just one call, Computer Concepts.



### Computer Concepts Corporation

8375 Melrose Drive • Lenexa, KS 66214

Toll Free 1-800-255-6350 • Phone 913-541-0900 • Fax 913-541-0169

Circle 32 on Free Info Card

## DAB: THE INSIDER'S VIEW

**BE Radio:** *And how will existing AM receivers be affected by this?*

**GW:** You are going to gain a little loudness. Because some of the audio that's being sent beyond 3.5kHz isn't showing up in the receiver — it's only showing up in the stop-band filter and heating up your ceramic filter.

**BE Radio:** *From a broadcaster's point of view, what kind of steps are going to be involved for IBOC conversion?*

**RM:** On the AM side, the broadcasters will need a new waveform generator — an exciter. That generates PAC, the forward error correction, all the OFDM carriers and everything right there, that is then sent to the AM transmitter. Now, as long as the broadcaster doesn't have a vintage 1940s, 1950s or 1960s AM transmitter, they will be able to use their existing AM transmitter for that. As we get further along in the development, we will be able to specify more clearly what particular transmitters that are out there today for AM will work with our system. On the FM side, they need the waveform generator, of course, but with the addition of a linear power amplifier — a "DAB power amplifier" — that runs in parallel with the Class C FM power amps. Since FM is non-linear, we have to have a linear power amp, and that is followed by a high-level power combiner (into the FM antenna). We are looking at other ways of doing this. There are some transmitter lines coming out that will potentially allow this (internally) instead of having to add a DAB power amp.

**GW:** Another approach is to provide "I and Q" (components). You would put Q into the FM transmitter, which would carry the FM wiggle, plus the frequency component of the DAB. The amplitude component of the DAB would then go into a transmitter that would be built much like a DX50 for FM that would carry the amplitude part. That transmitter would be capable of operating at the higher power level DAB. If you look at the way (solid-state) transmitters are being built, they're stacking a bunch of modules to build FM. You only have to have one or two of the modules be linear — you don't have to have the whole transmitter linear. And one well-known transmitter manufacturer has discussed the possibility of using predistortion to pass the hybrid IBOC waveform through the existing FM transmitter. Our exciter design is providing them the ports they need to do that.


**BE Radio:** *Let's talk about audio. You're going to be limited even in the eventual all-digital system to 96kb/s for main channel audio coding for the FM system and for the AM, 48kb/s . . .*

**GW:** Before you make a judgment on that, you really have to listen to it. Lucent's (PAC) system continues to be able to be improved as time goes on. The change has to happen at the transmission end. What we do is send a header on every packet. That header tells PAC how to decode the audio, so future improvements can continue to happen to PAC forever.

**SP:** There are no upgrades required at either the transmission end or the receiver end in terms of hardware.

**BE Radio:** *Is this being generated by the requirement for even lower bit rates for on-line audio?*

**SP:** Development of PAC is driven by trying to get better and better audio quality at lower bit rates. PAC is employed at a number of different applications. We have a venture called *Elemedia*, which is essentially putting out software components for audio streaming on the Internet. The same PAC algorithm is also being used now for the first time here (in DAB), for "wireless




### RF COMPONENTS

- Transmission Line Rigid/**HELIX**
- Waveguide
- Filters/Combiners UHF/VHF




### TV ANTENNAS

- UHF • LPTV
- VHF • Dual mode



### FM ANTENNAS

- Sidemounts
- Panels
- Combined Systems



### PANEL ANTENNAS

- FM • UHF • VHF

**W**hen  
**You Want More  
Than Just An  
Antenna**



Made in USA since 1954


**JAMPRO ANTENNAS/RF SYSTEMS, INC.**

P.O. Box 292880  
Sacramento, CA 95829 USA  
Phone (916) 383-1177 • Fax (916) 383-1182

www.jampro.com • E-Mail: jampro@ns.net

**HELIX**® is a registered trademark of Andrew Corporation

Circle (33) on Free Info Card



## We're Proud of the Bugs in our Software!

*"The Spider"* interlinks your station groups to provide broadcasters a virtually free audio and data path from one station to the next, so you can centralize many costly operations into a single, very efficient system. We now have multiple stations linked via the internet so that production, traffic, and all business operations are at a single location, with sales and very minimal operational staff in the field. The system to transfer spots, music and other programming to the distant stations is intuitive and automatic once the original production is completed. SMARTS has taken the next big step in operating cost savings. You could be realizing those savings in your group. Call SMARTS or any of our dealers today for more information on *"The Spider"* from SMARTS Broadcast Systems.

P. O. Box 284 Emmetsburg, IA 50526 <http://www.ncn.net/smarts>  
Phone (800) 747-6278 Fax (800) 498-0618 Email [smarts@ncn.net](mailto:smarts@ncn.net)

## DAB: THE INSIDER'S VIEW

audio streaming," if you call it as such. I think in this particular case, we are essentially driving PAC fairly close to its limits, at least as far as we know today.

**BE Radio:** *What about the transmitting hardware? Would that also be just an open standard presented to the usual suspects for production or would it be something you have some interest in handling exclusively?*

**BS:** That becomes a business question. Do you cut exclusive deals with someone for a given time period who will maybe get the technology out there more quickly or do you just make it available through a straight licensing? I don't know whether we've got those details worked through, but the discussions are going on and it is with the usual suspects. And they are interested.

**SP:** We are essentially targeting to be an intellectual property company and at some point that's all going to be an open standard. Assuming we will reach that stage, it will be out there for the world to take on and develop all the products around it.

**BE Radio:** *What about the period of making the transition from the hybrid to the all-digital system? Can a station that wants to make that change do it unilaterally or is it something that the entire market would have to change simultaneously?*

**GW:** We are analyzing that right now and we certainly see that it's going to be difficult to run the two systems side by side. In the case of the AM, it may be less of an issue than in the case of the FM. We might have to have an introductory period for all-digital or we might have to have a certain date. Some broadcasters have indicated to us that they preferred a certain date.

**BE Radio:** *What other regulatory concerns are there going to be for IBOC?*

**GW:** We want the system adopted as a standard, we want a new mask called the IBOC mask that will apply to both systems. The only rule changes needed to make this work are the change to 5kHz (audio bandwidth) for analog AM, both on the part of IBOC and non-IBOC stations. Improvements that this brings are so dramatic that it's worth it. For FM, you do not

have to do anything in order to use our system within the existing guideline, although we also want a mask change for FM.

**RM:** We are working closely with the FCC and the State Department on the development, keeping them abreast of what we are doing. They are excited at NTIA and other agencies, as well.

**BE Radio:** *What effect is hybrid IBOC FM going to have on existing FM subcarriers?*

**GW:** The 92kHz subcarriers are going to work if they are digital. Analog 92kHz subcarriers are going to have added noise. There's no getting out of that. On 67kHz (subcarriers), there's no impact whatsoever.

**BS:** It's a non-technical point, but when the story's written and this thing's successful, they'll talk about the last year or so as being the big turnaround of digital radio in the U.S. I think we've accomplished more in the last six to eight months than we did in the prior five years, probably. It's going to work. It makes great sense. We've got the right team put together. And it's not

# Why *limit* Your possibilities

mediatron offers you the complete digital solution for your Radio Station!

Based on mediatron **plug-in** technology, Windows NT 4.0, standard PC- and network- configuration with unlimited audio storage (MPEG) using harddisk.

- Cart replacement, live assist and 24h automation
- Newsroom- and cartwall- systems
- News editing, text and audio
- Multitrack recording and editing
- Notebook recording, editing and communication
- Satellite automation
- Program scheduling
- Traffic integration
- ISDN and Internet
- Archive solutions



WANTED:  
DISTRIBUTORS



Ask for our  
documentation or  
<http://www.mediatron.com>

mediatron GmbH  
Postbox 43 07 12  
80737 München  
Germany  
Phone ++49-8131-8305-0  
Fax ++49-8131-8305-25  
e-mail [sales@mediatron.com](mailto:sales@mediatron.com)

The best, talk to us. mediatron

Circle (35) on Free Info Card

# SATISFY YOUR TASTE FOR THE BEST



Known throughout the world as the best performing, most reliable FM transmitters available, Continental's 816R Series combines superior design and audio quality with exceptional workmanship to give broadcasters an unmatched, field-proven record.

The 816R Series comes in power levels from 10 to 70 kW's. Available as an option is an internal control and monitoring unit which tracks trends, stores data and provides an exact visual replica of the transmitter's control panel.

## STANDARD FEATURES

- Solid-State IPA
- Internal Harmonic Filter
- Automatic Power Level Control
- Automatic Filament Voltage Regulation
- Exclusive "Soft-Start™" Protection Circuit
- Broadband Quarter Wave Cavity
- Totally Self-Contained In a Single Cabinet

For over 50 years, Continental Electronics has provided excellence in broadcast transmission products worldwide. Refuse to compromise... call Continental first!



*Continental Electronics Corporation*

P.O. BOX 270879 • DALLAS, TEXAS 75227-0879 • 214-381-7161 • FAX: 214-351-3250

**800-733-5011**

Visit our web site — <http://www.contelec.com>

9.97.118

Circle (36) on Free Info Card

## Problem:

I need the competitive Quality Sound of a Digital Exciter but I can not afford Digital Prices!



## Solution:

### Stealth Exciters

Utilizing the Latest in technology The Stealth series brings you Digital Quality Sound at Analog Prices.

Stealth exciters put you in the cockpit with intelligent hands-on control of your station!

#### — IAC —

You control the precise level of your incoming audio with the latest Intelligent Audio Control Technology!

#### — IAGC —

You custom tailor your stations dynamic range with Intelligent Audio Gain Control!

#### — IMC —

You control your stations precise modulation with Stealth Intelligent Modulation Control.

### Stealth Exciters

- ◆ Digital Quality Audio
- ◆ Complete Station Control
- ◆ LCD Control Panel
  - ◆ Analog Prices
  - ◆ Frequency Agile

Available NOW in 30, 60, and 100 watts.

## Great Products Great Solutions!

"The Transmitter People"



PO BOX 801 ◆ 1306 RIVER ST.  
Valatie, NY 12184  
Phone 518-758-1690  
Fax 518-758-1476  
energy-onix @ energy-onix.com

Circle (52) on Free Info Card

## DAB: THE INSIDER'S VIEW

only the technical progress that's being made, but also all the ancillary issues that are important. We're feeling really good about it.

**GW:** Seventy-five years ago, commercial broadcast began at Westinghouse's KDKA. The future of radio is being

written at Westinghouse today. At Westinghouse/CBS and Lucent in Baltimore, Murray Hill, Holmdel and Cincinnati, and they are going to make it work. This team is really doing it. I have no questions or doubts that they are going to make this work.

## Counting down to SDARS' launch

Also at the NAB Radio Show in New Orleans, *BE Radio's* editors caught up with Lon Levin (LL), president of American Mobile Radio Corporation (AMRC), one of the two licensees for mobile DBS radio — or what the FCC calls *Satellite Digital Audio Radio Service* (SDARS).

**BE Radio:** *Where is AMRC right now in terms of its planning and deployment?*

**LL:** In April (1997), we successfully bid for one of two licenses to provide this high-quality audio service nationwide. It is our plan to have a satellite up and operating for the year 2000. That's a tight deadline, but we think we can make it. We'll be selecting a vendor shortly, definitely before the end of the year.

**BE Radio:** *One satellite?*

**LL:** No, it'll eventually be two satellites, but the first one will hopefully be up before the year 2000, the other one will follow shortly thereafter. The two satellites are used for diversity (reception) purposes. The specific orbital locations haven't been decided yet, but it will be one east and one west.

**BE Radio:** *How many channels of service will you provide?*

**LL:** We think we can have 50 high-quality audio channels. We're aiming for quality that is as good, if not better, than today's FM. And 50 is the *approximate* number. If we have more talk radio, we are going to have more channels; if we have symphonic stations, which require more capacity, then it's going to be fewer.

**BE Radio:** *Your most direct competitor will probably be the other licensee, CD Radio. Would your service require its own receiver, separate from CD Radio's?*

**LL:** The FCC has recommended strongly that we have common receivers. We have been supportive of that notion, and we are in conversations with CD Radio. I'm comfortable that they also believe that a common receiver makes sense.

**BE Radio:** *What is your plan for getting receivers into people's hands? Obviously, you're targeting primarily or exclusively the mobile market.*

**LL:** Let me not say "exclusively," but the targeted market at this point is the mobile market. That's the best opportunity we have for quick growth. In the beginning, it's going to be an aftermarket product — it's not going to necessarily be built in cars. That takes a longer cycle, and we have to prove the concept. So, we will do what any other electronics business does and deal with electronics stores.

**BE Radio:** *Will your service be totally subscription-based?*

**LL:** The FCC has allowed us flexibility to do both advertiser-supported, as well as subscription services. At this point, we are going to maintain that flexibility. We have not made any choices on that. My sense is that there will be a mixture of both.

**BE Radio:** *What delivery format will you use — something existing like Eureka 147 or are you starting from scratch with your own technology?*

**LL:** We are fortunate to have as a strategic partner an organization called Worldspace, which has a 20% interest in our company. They are well on their way to providing SDARS through Africa and Asia, and we are taking advantage of all their good work and their proven technology. Fortunately, Worldspace is going to be up and running

sooner than the year 2000 in these other countries, and we'll be able to take advantage of the tests on their satellite and see if it works. Worldspace's format is a TDM technology (not Eureka 147).

**BE Radio:** *But they're going to use L-band in those other countries, and you're using S-band in the U.S. Any problem with that?*

**LL:** No, to date that is not one of the challenges. The engineers are comfortable that it can work in S-band.

**BE Radio:** *On the programming side, will you originate or broker original content or work with existing players in the market, such as broadcast or cable radio operations?*

**LL:** At this point, it's all three and probably more. The radio business in the U.S. is well-developed, and I think our plan is to offer similar programming, better programming and certain niche programming. We have a number of programmers who are asking us whether they can participate. We recognize, however, that we are going to have at least 50 channels to fill, and we may have to do it ourselves. By the way, there is a good business in just developing your own programming, too.

**BE Radio:** *How about the need for terrestrial repeaters — probably the biggest challenge to SDARS?*

**LL:** Our plans include terrestrial repeaters. When you're dealing with line-of-sight reception in urban canyons, you can get blocked. There are potential ways around it with the diversity, but we think it is not sufficient. The urban canyon is going to have to have some repeater boosters available.

**BE Radio:** *Is that included in your initial phase of operation?*

**LL:** That is part of the design of the system, yes. The goal is to have everything in place. This service from the beginning has to be high quality. The plan is to have the terrestrial repeaters in place in those markets that we start in. If they are not built out, maybe we won't start in certain markets, but we have to have them in place.

**BE Radio:** *What are your plans in terms of auxiliary data — the kind of display, the value-added idea for digital radio to distinguish the service?*

**LL:** Well, you can let your imagination run wild on this one. There will be text, the artist and record company and other information. But one exciting idea is that car manufacturers can tell these addressable receivers — because they'll know of every receiver and what car it's in — that they have to change their oil or there is a part that has to be recalled, etc. There are opportunities here to have a relationship not only with the radio, but with the car. Our goal is to have a "relationship" with every terminal. We are going to create an incentive for people to tell us information about themselves so that we can give them information while they are driving that they really want. For example, on a symphony (wideband) channel, during spot breaks you can use that bandwidth to run six or eight simultaneous advertisements. We can program so they can get (only) the advertisement they want, depending on what they tell us they want or don't want to hear. Another exciting idea is that the DJs will be able to speak in different languages.

**BE Radio:** *You're targeting just the U.S., but obviously there is some overlap into the full North American footprint. Is there any problem with the S-band DARS interfering in Canada or Mexico?*

**LL:** We need to coordinate with them. The good news is that it doesn't seem to be that difficult. We are working with the FCC and the bands are not heavily used in Mexico or Canada. We are confident that this will be resolved well before the satellite is up and operating.

**BE Radio:** *Any closing thoughts?*

**LL:** This is an extraordinarily exciting opportunity for us. And I do think that people will want (SDARS). People want choice. If they have the opportunity for \$150 to \$200 more when they are buying another radio anyway, I think they will choose us. It's just human instinct to want that great a choice, as long as it doesn't cost that much. I don't know if people can deal with that much choice, but they always want it. Also, the (car audio) aftermarket is really hot. Six and half million radios were put in during 1996. I think it's going to get even hotter as digital (radio) comes on. So that's why I think this business is going to work.

Tell Us The Names  
of These Three  
Masterpieces,  
And We'll Send You  
A Coupon Worth \$25  
Off One Of Them.



Simply Send The Correct Answers to:



SENNHEISER ELECTRONIC CORPORATION,  
P.O. BOX 987, Dept. 206, OLD LYME, CT 06371  
TEL: 860-434-9190 ext: 206  
FAX: 860-434-1759  
e-mail: [mitech@sennheiserusa.com](mailto:mitech@sennheiserusa.com)  
World Wide Web: <http://www.sennheiserusa.com>

Call or write for a FREE color brochure.

Circle (48) on Free Info Card

# THE FALL SHOWS OF 1997



By Chriss Scherer, editor

## A RETURN TO RADIO AND A GOLDEN ANNIVERSARY.

### **NAB RADIO SHOW 1997**

September brought two fall shows that both held their own honors. The NAB Radio Show, held at the New Orleans Convention Center, Sept. 17-20, marked the return of this fall gathering to a radio-only event.

Absent from stand-alone status for the past two years, the NAB Radio Show had been held in conjunction with the World Media Expo (WME), that joined conventions with the Radio and Television News Directors Association (RTNDA) and the Society of Broadcast Engineers (SBE). Whereas the focus of WME was on a variety of topics in media, the NAB Radio show is a welcome return to a radio-only exhibition.

In the past, the fall show was also heavily involved in topics and exhibits for programming and management. This year, equipment vendors showed their products to an audience that attracted engineers, programmers and managers alike. NAB reported attendance figures

totaling 7,246. The sessions also covered topics that drew heavily from the engineering attendees.

The technical sessions covered three areas. The first day's session was an AM directional antenna workshop. Ben Dawson of Hatfield and Dawson and Ronald Rackley of du Treil, Lundin and Rackley moderated the various discussions from basic DA theory to the hardware used. Additional focus was given to various principles of and practical solutions to troubleshooting. The session was concluded with a discussion of the various FCC procedures for filing modifications and new applications and included a review of the applicable FCC rules.

An important issue for any broadcaster was covered on the second day: RFR compliance and measurement. Compliance with the rules is important not only for legal reasons, but it also covers some safety issues, as well. Verifying compliance was also demonstrated.

The third session offered a general review for engineers with the AM/FM transmitter workshop. John Bisset of Multiphase Consulting moderated this session, which reviewed the basic principles of transmission and discussed the process of troubleshooting problems. Several transmitter manufacturers were present to offer suggestions for their own products. The panel concluded with reports of several station emergency situations and some of the innovative solutions that the stations back on the air quickly.

The technical sessions offer engineers a chance to network and learn from other professionals in the industry. These sessions, along with the exhibit floor show that the NAB Radio Show is not just for programmers and managers.

Other sessions covered topics from motivating your sales force to ensuring the success of a new format. One topic that was covered from various points of view was, of course, the Internet. The



topics ranged from establishing a web site and a service provider, to content and streaming audio. Several manufacturers had even more detailed information and demonstrations on streaming audio.

The exhibits on the show floor covered every aspect of the on-air operation. Computer-based or computer-controlled equipment is everywhere. The idea of a computer-based commercial playback system or audio workstation is not a new one, but it is interesting to note that even though there are already a variety of systems to choose from, more are being introduced all the time. More of the playback systems are adding the ability to store all the station audio on hard drive, not just commercials and promos. This is largely due to the continuing drops in cost of storage media and refinements in operating platform stability. Many manufacturers are also moving to Windows NT as an operating system. The built-in network capabilities and familiar Windows environment allows NT to be a simpler solution for many installations.

This return to stand-alone status for the NAB Radio Show was crucial to its future success. The general feeling from the show conveyed a positive reaction to the event. Previous fall shows had a regional feeling, drawing attendance primarily from the region in which it was held. This year's show had more of a national audience than in the past, but the international attendance did not seem as high as the spring show. It can be seen that the industry wants a radio-only show or at least a radio-focused show.

Held simultaneously with the NAB Radio Show in a separate hall was the annual RTNDA convention that attracted 3,165 attendees. The NAB Radio Show 1998 will be held in Seattle, Oct. 14-17.

For more information, go to [www.nab.org/conventions](http://www.nab.org/conventions).

### AES GOES GOLD

The 103rd convention of the Audio Engineering Society was held Sept. 26-29 at the Jacob K. Javits Center in New York City. This annual show attracts heavily from the recording and live

sound industries, but there is plenty for the radio broadcaster, as well. As the move to digital continues, the separation between these industries gets smaller and smaller. The Audio Engineering Society was established in 1947 and leads the audio industry in the creation of audio standards.

There were two sessions held at AES that had a direct appeal to radio. A forum on DAB was held with representatives from the various systems for the United States and overseas. Although the individual systems and methods themselves are not new, each representative took time to cover how each one will work and the obstacles each one faces. For more on the state of DAB in the United States, see "DAB: The Insider's View" on p. 44.

On the last day of the show, a special forum, moderated by *BE Radio's* editor in chief Skip Pizzi, focused on computer-based audio delivery systems. Several leading manufacturers were on hand to discuss the various ways of integrating a system into a broadcast facility.


Attendance for both of the radio sessions was lighter than other AES sessions, which is to be expected from a show tailored for the pro sound and recording industries. Although there are many shared traits between radio and our cousins, those topics had a specific appeal to radio. They did spark some interest from those in attendance.

For more information on the AES and upcoming conventions, go to [www.aes.org](http://www.aes.org).

### A COMMON IDEA

There was a common idea that was present at both shows. More and more collaborations between manufacturers is happening. This is not so much in adopting common standards, but in providing interfacing solutions and plug-in components for other products. This kind of cooperation helps an operation by providing smoother integration of different systems into one facility. Some of these collaborations take the form of plug-ins for an existing product, while others are a direct cooperation between two manufacturers to interface or integrate the function of two products. 🎧

# ULTRA TRACKER



## WHAT'S UP WITH ALL THESE NUMBERS?

They have the solution to these serious FM problems:

You can see your station, but you can't hear it

(Multipath due to side lobes stealing expensive power from your main signal)

Interference from your station affects nearby electronic equipment

(RFR/RFI caused by downward side lobes misdirects your ERP instead of covering your market with a single solid signal)

 **ANTENNA CONCEPTS INC.**  
6601C Merchandise Way  
Diamond Springs, CA 95619

▲ Tel: (916) 621-2015 ▲  
▲ Fax: (916) 622-3274 ▲  
▲ [www.antennaconcepts.com](http://www.antennaconcepts.com) ▲

Circle (49) on Free Info Card

## Musicam FieldFone

By Jeff Johnson

**O**ur general manager is a tech junkie and loves to acquire the latest equipment for the station. One of those goodies, a Musicam FieldFone, has become a major asset.

WVXU, Cincinnati, OH, is the flagship station of the AHL Cincinnati Mighty Ducks. In planning for the broadcast feeds from the away venues, a variety of methods were considered. Each had specific shortcomings. A straight POTS line is inadequate for FM broadcasts of pro sports. Single-line frequency extenders are

not much better. Dual-line frequency extenders have possibilities, but require additional equipment purchases

All POTS codecs work on the same principle. They digitally encode the incoming analog signal and reduce data volume. The data is then transmitted via a conventional modem across a dial-up POTS connection and then the signal is decoded at the other end. This process takes time, otherwise known as *digital delay*. The FieldFone is no exception. The more sophisticated the data-reduction algorithm, the more time is required to process that algorithm. For a one-way feed with little interaction, the delay is not important. The delay of the FieldFone in one direction is roughly equivalent to a satellite hop.

### Performance at a glance

- Good S/N (66db)
- Frequency response flat from 37Hz to 6.225kHz at 24kb/s connect rate
- Adjustable Sound Shaper encoding algorithm
- Uploadable system firmware for future improvements
- Simultaneous two-way use

and there is no certainty of having two lines available everywhere, let alone a third line for IFB. ISDN has excellent quality, but availability is out of the question at most of the venues. We then considered a POTS codec.

POTS codecs are a new technology recently made possible by the confluence of fast modems, affordable

digital processing and refinement of extreme data-reduction algorithms. POTS, of course, is an acronym for plain old telephone service. Codec is a contraction of digital *encoder* and *decoder*. Because of the refinements in coding algorithms, quality audio through a data-reduced POTS connection is possible.

In order to squeeze a barrel through a mouse hole, something must be removed. Low-bandwidth data-reduction algorithms have been independently developed by POTS codec manufacturers, each using a different non-compatible algorithm for data reduction. This lossy coding may cause the resulting audio to sound different than the original, though not necessarily worse. The effect can be similar to the audio processing done to recordings, microphones and a radio station's air signal.

### Making the grade

The FieldFone was the best solution in our application for several reasons:

- It requires one POTS line, normally available at any sports venue;

- Connection can be made from a dial-up line anywhere;
- IFB can be made over the same line without any interference;
- Audio quality is acceptable technically and subjectively; and
- Encoding delay is not an impediment.

We tested a FieldFone connection end-to-end. A generator commonly used for broadcast loops was placed on the input of one of the units and the corre-



sponding tester on the other. The results, +/-1dB from 37Hz to 6kHz, -2.9dB at 6.225kHz and -9.2dB at 6.5kHz with a 66dB signal-to-noise ratio (S/N), were impressive. Distortion analysis was not made because a lossy algorithm would render these numbers meaningless.

The remarkable S/N of 66dB over a dial-up line is one of the best features of the FieldFone. The amps are noisy and an improvement could be made here. Unlike other similar equipment I've worked with, the FieldFone has this remarkable S/N, plus an ability to avoid audio overloading. Although not mentioned in the documentation, there appears to be internal analog input limiting.

The firmware used by the FieldFone is upgradable through the RS-232 connection on the back. I upgraded to the current version 3.0 by downloading the data from

Musicam's web site and uploading it to each machine. This required no special equipment or procedures and was accomplished on the first try. The upgradable nature of the firmware is an important advantage of the FieldFone.

### How does it sound?

Subjective analysis of the sound is a major concern for all POTS codecs, just as it is when selecting a microphone, speakers or an audio processor.

To ensure optimal listenability, the FieldFone offers adjustable *Sound Shaping*. Five settings can be modified on the fly. The Sound Shaper is selected at the receiving end where the results can be monitored, however, the encoding algorithm is determined at the sending end. When a new Sound Shaper is selected, it is transmitted to the other end and applied. When this happens, two momentary mutings occur, but the connection is not dropped. Sound Shaper 5 emphasizes the highs by taking data out of the middle, making for a hollow sound. Sound Shaper 1 fills in the middle nicely while muting the highs. I prefer SS4 as the best compromise.

Some voices sound more natural than others. A male, low, raspy voice is not as well served as smoother voices. Women's voices are usually quite listenable. If you are familiar with the source, you will notice a difference, especially if an A/B comparison is made. Otherwise, the clue to encoding is the 6kHz roll off. I recommend placing an equalizer before the FieldFone to optimize the results with particular sources. The inherently good signal-to-noise ratio allows equalization before and after if you really want to play with it.

Music transmitted over the FieldFone fares even better. The FieldFone offers such a high level of audio quality that a musical remote is certainly possible. For critical applications, ISDN or broadcast loops would be necessary, but a short live performance would sound good enough to entice those interested. The FieldFone has proven its value to produce high-quality remotes from sports arenas and other remote sights.

*Jeff Johnson is network engineer with WVXU, Cincinnati, OH, and the X-Star Radio Network, Cincinnati, OH.*

**Editor's note:** The unit evaluated was a FieldFone I model, equipped with a 28.8kb/s modem. When FieldFone I connects at 28.8kb/s, frequency response extends to 8.8kHz. The current FieldFone II units are equipped with a 33.6kb/s modem, a quieter audio section, a three-channel mic mixer and dual independent headphone circuits. At a connect rate of 33.6kb/s, FieldFone II frequency response extends to more than 10kHz.

*Field Reports are an exclusive BE Radio feature for radio broadcasters. Each report is prepared by well-qualified staff at a radio station, production facility or consulting company.*

*These reports are performed by the industry, for the industry. Manufacturer's support is limited to providing loan equipment and to adding the author if requested.*


*It is the responsibility of BE Radio to publish the results of any device tested, positive or negative. No report should be considered an endorsement or disapproval by BE Radio magazine.*

**FOR MORE INFORMATION**  
Circle (202) on Free Info Card

## ANNOUNCING:

# YOUR CORPORATE STUDIO FURNITURE STORE!

SPACEWISE BROADCAST FURNITURE, INC.



- Custom designed systems for RADIO GROUPS!
- On site planning and setup for large projects!
- Quality components and many customer material choices!
- Solid surfacing, choice laminates, high grade woods!
- We go to work for you!

Along with great value and competitive pricing!

CALL 800-775-3660 FAX: 520-531-1078

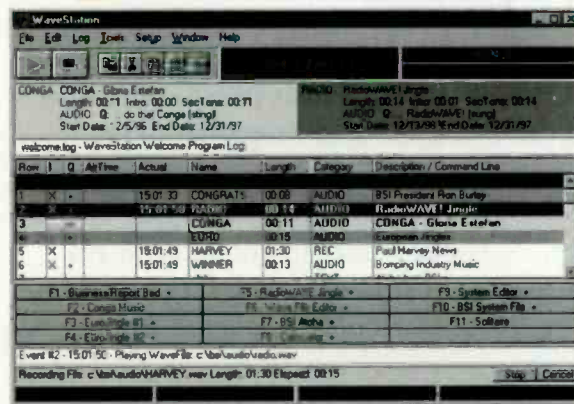
WEBSITE: [www.spacewise.com](http://www.spacewise.com)

# SPACEWISE®

"The Broadcaster's Furniture Store"

Circle (51) on Free Info Card

## Affordable Digital Automation



Broadcasters around-the-world are discovering our easy-to-use WaveStation automation. Install our software on your PC and you have a powerful, versatile music-on-hard drive or satellite automation system. WaveStation comes with its own digital audio editor and uses standard or compressed WAV files. Full automation, voice track or live assist. Win 3.1 or 95.

**24 HOUR  
FREE  
TECH SUPPORT**

888-BSIUSA1

Only

**\$999**

Try Before You Buy.  
Download the Actual Software!

[www.bsiusa.com](http://www.bsiusa.com)

**BSI**  
Broadcast Software International

Circle (50) on Free Info Card

## FAMILIAR PRODUCTS & NEW PRODUCTS

At Crown, we're about to enter our 51st year of designing and manufacturing high-quality audio and broadcast solutions.

You know us for our cutting-edge audio and RF amplifiers, microphones, FM transmitters, as well as the "old faithful" of studio amplifiers, the D-75, (now in its 20th year of production).



When we wanted to launch a new product line dedicated to satellite broadcast applications, we decided to launch a new division as well—Crown Satellite. The countdown was filled with all the necessary preflight checks. Lift-off occurred without a problem.

## MPEG Audio Broadcast Solutions

Crown Satellite is now ready to deliver to you the **SpectraCast™** product family. It consists of powerful tools for your satellite network content delivery. Specifically, SpectraCast offers MPEG audio broadcasting solutions via headend and affiliate hardware and software tools.

## CONTROLLED FREEDOM™

At the network headend, SpectraCast combines *multiple MPEG content streams* into a composite stream for most efficient space segment usage (multiplexing). This job is accomplished with the DTMX1000, a DVB-compliant transport multiplexer. Network management and control software provides the headend necessary control while giving affiliates needed freedom for local customization.

## VERSATILE SOLUTIONS FOR AFFILIATES

For radio networks, the real power of SpectraCast is at the affiliate sites. Each addressable integrated receiver decoder (IRD) features built-in FLASH memory for store and forward manipulation of your filecasted material.

In addition to this *patent-pending* approach, SpectraCast IRDs offer up to 3 MPEG audio decoders and up to 3 audio mixers/faders. Each mixer/fader handles up to 8 channels in (L/R from any or all of the decoders plus an auxiliary L/R input) and 2 channels out. You get full control of your analog audio outputs.



## SPECTRACAST DR2000

MCPC RECEIVER WITH MPEG AUDIO DECODING  
AND BUILT-IN STORE AND FORWARD CAPABILITY

Best of all, SpectraCast can bring your network these high-tech solutions backed by Crown quality, reliability, and support.

## CROWN SATELLITE RECEIVERS

- are *addressable* as individual units, as part of a group, or as part of a set of groups.
- offer *MPEG audio decoding* and audio mixers/faders.
- have *built-in solid-state* FLASH memory for *store and forward* (digital cart replacement).
- are *cost-effective* and *available now!*

*Discover what this new SATELLITE can deliver  
to your radio network.*



Phone: 800-598-6270; Fax: 219-294-8120

1718 W. Mishawaka Rd., P.O. Box 1000, Elkhart, IN 46515-1000


Email: [spectracast@crowintl.com](mailto:spectracast@crowintl.com); Web: [www.crownsat.com](http://www.crownsat.com)

SpectraCast and Controlled Freedom are trademarks of Crown International, Inc.

Circle (76) on Free Info Card

# Lift-off

*Announcing Crown Satellite—  
another successful launch from  
the company that has been  
launching audio and broadcast  
solutions for 50 years.*



50  YEARS  
Lasting Values

# New Products

## New monopole design PiRod Inc.

► **Tapered monopole:** designed for more attractive, adaptable antenna mounting in restrictive zoning areas, the new 18-faceted surface design approximates a round cross section for better aesthetics and reduced wind loading; minimal flat surface area reduces glare and thermal distortion in locations where intense sunlight prevails; constructed from high-yield-strength steel with a flange added to the base of the pole to provide extra support; features openings and exits for transmission lines, removable climbing rungs, lifting lugs, rotatable tops and platforms, and cable-type safety climb systems.

219-936-4221; fax 219-936-6796; [www.pirod.com](http://www.pirod.com)  
Circle (175) on Free Info Card



## Remote broadcast equipment Musicam USA

• **FieldFone II:** operates at speeds up to 20% faster; users can employ the unit's Sound Shapers to fine tune the encoding algorithm on the fly without losing the line so that sound quality can be maintained throughout the broadcast; offers three mic inputs, two headphone jacks, balanced line output, individual volume controls on each input, and a switch that allows users to plug in their own mixer.

• **RoadRunner Plus:** remote broadcast package consists of RoadRunner codec, ISDN terminal adapter, an analog line interface card and a high-speed modem; completely bi-directional unit provides 20kHz audio on two B channels or 15kHz on a single B channel for the highest quality digital audio at the most efficient data rates; fully compatible with all ISO MPEG codecs; supports CCS Musicam enhanced, IRT-compatible Layer II at 56-, 64-, 112- and 128kb/s; supports Layer III at same bit rates and G.722 at 56 and 64kb/s for 7.5kHz audio.

908-739-5600; fax 908-739-1818; [www.musicamusa.com](http://www.musicamusa.com)  
Circle (178) on Free Info Card

## Low loss Isolators UTE Microwave

• **CT-1345-NT, CT-1325-N:** these low-loss, high-power circulators and isolators for digital applications are available for the 470-806/860MHz frequency ranges; operating at 500W average power, units have 0.12dB maximum loss and 20dB minimum isolation; the isolator can absorb up to 125 watts reverse power; for greater reflections, the circulator can be used with an external load.

732-922-1009; fax 732-922-1848  
Circle (179) on Free Info Card

## Belt-pack monitor Ward-Beck Systems

• **Audio Bit Buddy:** a compact, low-cost, portable belt pack unit for monitoring digital (AES3, S/PDIF) or analog audio signals; input signals can be monitored via the headset jack, while stereo audio levels are displayed on the LED bargraph meter; basic signal parameters and error flags are displayed on the LED status indicators; suitable for any professional environment where analog or digital audio signals are used.

800-771-2556; fax 416-438-3865; [www.wbsltd.com](http://www.wbsltd.com)  
Circle (177) on Free Info Card

## Spread-spectrum radios Glenayre Western Multiplex

• **LYNX.sc TI:** now shipping three T1 (1.544Mb/s) capacity models — 2.4GHz T1, 5.8GHz T1 and 5.8 GHz 2 x T1; wide operational temperature ranges; open-architecture network management systems, including radio networks with hubs and repeaters; other features include front-panel far-end monitoring, orderwire, advanced loopback functions and a clear service channel; forward error correction (FEC) yields improved threshold performance that increases link distances to beyond 50 miles.

704-553-0038; fax 704-553-7878; [www.glenayre.com](http://www.glenayre.com)  
Circle (188) on Free Info Card

## Production-room furniture Spacewise Broadcast Furniture

► **Pro Studio 1:** Ergonomic and economic use of space for small production rooms and tight-fitting studio rooms; features a 3'x6' footprint and comes complete with a 12-space rack system, pullout keyboard drawer, a PC shelf for two PC systems, a UPS power supply shelf, utility drawer and an optional overbridge for monitors.

800-775-3660; [www.spacewise.com](http://www.spacewise.com)  
Circle (181) on Free Info Card



## Mic preamp and dynamics processor dbx

• **1086:** unit employs the V2 VCA, which enables superb dynamic range characteristics while maintaining low distortion and almost immeasurable noise; the mic pre section features a variable-frequency low-cut filter and unique low and high detail equalization controls, as well as a +48V phantom power, a 20dB pad and phase invert switch; levels are visible on a backlit custom VU meter; mic pre can also be used independently of its dynamic processing section via mic pre outs (1/4 inch and XLR) on the rear panel.

801-568-7660; 801-568-7662 [www.dbxpro.com](http://www.dbxpro.com)  
Circle (182) on Free Info Card

SAS 16000



# Wired thing

## Y O U M O V E M E

The 16000 Audio Routing System is the powerful new compact switcher from Sierra Automated Systems.

This spirited performer really moves audio around—with operational ease and long-term reliability.

Completely self-contained, the 16000 handles 32x32 routing in a mere two rack units. Through a variety of schemes utilizing off-the-shelf, pre-made cable assemblies and cross-connect blocks,

system interconnect is now faster than ever before.

This switcher gives you full-system access 'XY' controls; plus a bright read-out for displaying inputs/outputs, and system settings. Source and destination confidence monitoring is available via the convenient front panel speaker.

The 16000 makes everything easy—with programmable salvo switching, stereo linking, PC software control,

scheduled event switching, universal serial ports for distributed control networks, and employs the full range of SAS remote control panels.

The 16000 moves with high-octane performance. The control system is versatile and thorough. Quality and reliability are never compromised.

Wired thing... We think you'll love it. For more information about the SAS 16000, please give us a call.



**Sierra Automated Systems  
and Engineering Corp.**

2112 North Glenoaks Boulevard  
Burbank, California 91504

**818 840 6749 Voice**  
**818 840 6751 Fax**

Circle (75) on Free Info Card

# Equi=Tech

...Symmetrical Power Systems

"Welcome to AC Power for the 21st Century"



Pat. Pend.

*Equi=Tech* Rack Systems are guaranteed to greatly reduce electrical noise in a/v systems.

Five models range in size from 15A to 50A to meet the needs of every type of system environment. All models feature industrial quality components to provide years of dependable operation.

- Highest quality from the pioneer in balanced AC power.
- ETL listed. Conforms to ANSI/UL Std. #1012 & NEC Art. 530.
- Guaranteed technical support and customer satisfaction.
- 2 years parts and labor warranty. Lifetime warranty on transformer.

*Equi=Tech* Corporation • P.O. Box 249 • Selma, OR 97538  
Tel: 541/597-4448 • FAX: 541/597-4099 • <http://www.equitech.com>

Circle (39) on Free Info Card

## The FM Series

SWR's FM antennas, ranging from educational series to multi-station antenna arrays, are highly customized to meet broadcaster's needs.

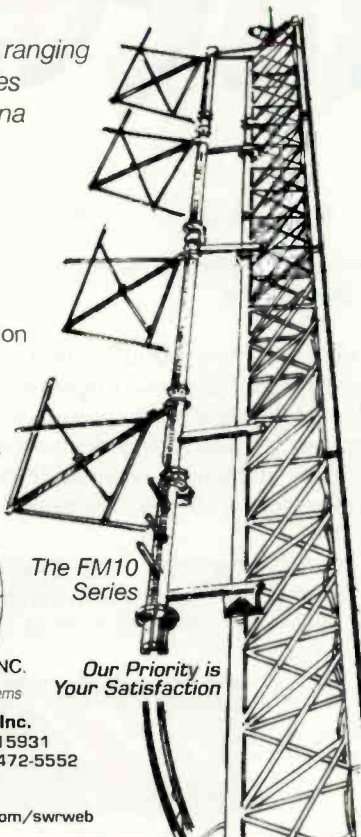
### Options

- Circular, horizontal, or vertical polarization
- Beam tilt
- Null fill
- Customized directional patterns



INC.  
Antennas and Transmission Line Systems

**Systems With Reliability, Inc.**  
P.O. Box 856, Ebensburg, PA 15931  
1-814-472-5436 FAX 1-814-472-5552  
Sales: 800-279-3326  
E-Mail: [swr@third-wave.com](mailto:swr@third-wave.com)  
<http://homepage.third-wave.com/swrweb>



The FM10 Series

Our Priority is Your Satisfaction

Circle (40) on Free Info Card

## New Products

Solid State, digital transmitters  
**Harris**

▼ **Platinum ZCD 2-10kW FM transmitters:** these ultra-reliable transmitters use the same devices that have achieved an MTBF >250,000 hours in



hundreds of Platinum FM transmitters worldwide; multiple broadband 800W RF power amplifier modules operate in parallel to produce rated transmitter power; Z-plane combining delivers full power to the antenna even if a hot pluggable power amplifier module is removed from the transmitter; reliability and on-air serviceability are further enhanced by extensive redundancy.

fax 217-222-0581; [hbd@harris.com](mailto:hbd@harris.com)  
Circle (176) on Free Info Card

Satellite audio broadcast receiver  
**ComStream**

▼ **ABR202:** uses ISO/MPEG compression to transmit a full 20kHz stereo CD-quality audio signal in as little as 96kb/s; contained in a light-weight chassis with low power consumption



and can operate in either Ku- or C-band networks; based on ComStream's digital satellite modem and receiver technologies, they have high space segment efficiency, with satellite savings of 35 to 65% compared to analog distribution networks.

619-458-1800; fax 619-657-5400;  
[www.comstream.com](http://www.comstream.com)  
Circle (180) on Free Info Card



# QUALITY AM ANTENNA PRODUCTS



## COMPONENTS

- Inductors
- Capacitors
- Lighting Chokes
- Static Drain Chokes
- Contactors
- RF Plugs & Jacks
- Meter Switches
- Insulators
- Antenna Sample Loops
- Equipment Boxes
- Copper RF Wire, Tube, and Strap
- Coaxial Cable, Feeder Systems

Visit Us @  
[www.lbagroup.com](http://www.lbagroup.com)

Offered in a wide variety of types and ratings, LBA RF Components are intended for application in Medium Wave/AM antenna and transmitter equipment with power levels to over 500kW. LBA products are built to the highest standards to ensure long life and reliability.



## ANTENNA EQUIPMENT

- Tunipole™ Folded Unipole Antennas
- Combipole™ Multiple Frequency Antennas
- Detunipole™ Detuning Systems
- Antenna Tuning Units, Diplexers, Triplexers
- Transmitter Combiners
- PowerTopper™ Toploading Systems
- Basemax™ Base Enhancement Systems

Antenna Tuning Units -  
Combiners - Matching  
Networks

LBA is the world leader in single and multiple station folded unipole antenna systems for high efficiency, wide-band AM transmissions at all power levels. LBA systems are found worldwide from Alaska to Argentina, Kuwait to Saipen.



**LBA Technology, Inc.**

3400 Tupper Drive • P.O. Box 8026  
Greenville, North Carolina 27835

TOLL-FREE - 800-522-4464  
919-757-0279 • FAX 919-752-9715  
E-Mail: [lbatech@lbagroup.com](mailto:lbatech@lbagroup.com)



TUNIPOLE™ - Folded Unipole  
Antenna Systems

# YOUR BEST SOURCE!!

FOR  
**CIRCULATORS  
ISOLATORS**

- Complete Standard Line
- Custom Engineering

## High Power UHF TV / HDTV



We also can supply your needs for **STL, MMDS, PCS, Paging & Cellular applications.**

Make UTE Microwave your **BEST SOURCE** for high quality components

Call: (732) 922-1009

OVER  
**35 YEARS**  
of Engineering  
Leadership

**UTE**  
**MICROWAVE INC.**

3500 Sunset Ave., Asbury Park, New Jersey 07712

Phone: (732) 922-1009

Fax: (732) 922-1848

Circle (41) on Free Info Card

## New Products

### Broadcast-quality DA

#### Kramer Electronics

▼ **80A audio distribution amplifier:** part of the company's "half-rack" family of products, the 80A can be positioned by using a special 1U rack adapter, side by side with any other



unit in the half-rack family; the 80A is a stereo audio DA with two balanced stereo audio inputs that split the input source into four identical outputs; can also function as a 1:8 DA or as a 2x1:4 DA, and has front-accessible trimmers to fine tune the levels of each channel individually; designed for use in audio duplication and production studios as well as broadcast studios, the unit has an audio bandwidth of 20kHz to 1dB, THD of less than 0.02% and signal-to-noise ratio of -100dB at 1V.

888-303-5600; kramerel@netvision.net.il  
Circle (186) on Free Info Card

### Wall cabinets

#### Datatel

▼ **DWR Series:** available in a wide range of sizes standing 1.5 to 5.5 feet high; offered in outside depths of 17 and 22 inches, each model is constructed from



16-gauge steel and comes standard with fully adjustable, 1/8-inch thick 10-32 threaded rack rail, 1/8-inch thick laser-cut corner braces and advanced cable management systems; the four largest models hold up to 300 pounds of components; laser-cut knockouts have been provided at top and bottom to accommodate large cable bundles, while electrical knockouts are supplied in 1/2- and two-inch sizes.

201-839-1011

Circle (185) on Free Info Card

### Severe weather warning

#### RadioShack

• **Weatheradio with alert:** built in support for the Nation Oceanic and Atmospheric Administration's new Specific Area Message Encoding (SAME) system that sends alert signal for specific county locations; programmable memory can be set to receive alerts for up to 15 counties in your area; features automatic voice mode switching after an alert tone, digital display showing the type of alert being issued, 40-mile range, depending on local terrain, an input jack for use with an optional antenna in more remote areas, and a back-up battery system in case of power failure.

www.radioshack.com

Circle (183) on Free Info Card

### Enhanced mixers

#### Graham-Patten

• **D/ESAM digital audio mixers:** units will feature newly designed input modules to allow D/ESAM 230 mixers to be configured with a maximum of 24 input channels; D/ESAM 400's will feature a new 16-channel digital input module that will increase the system's configuration possibilities to as many as 64 digital input channels; mixers will continue to feature mixed analog and digital input capability, and other features, like flexible input routing, intuitive program/preset operation and a comprehensive editor interface, have been optimized for speed and ease of use.

800-422-6662; fax 916-273-7458

Circle (184) on Free Info Card

### CD copying tool

#### Astarte USA

• **CD-Copy 2.0:** software features a completely new interface with drag-and-drop data selection and easy-to-use hierarchical views of the data on a CD; supports many more CD-ROM drives, including ATAPI (IDE) and all drives that conform to the SCSI-2 standard; can be used with the Apple CD-ROM driver (5.0.4) and higher, the CD-ROM Toolkit (versions 2.2.1 and higher) and the Toast-CD Reader (versions 3.0 and higher); offers waveform display for audio tracks to make it easy to select the data to be extracted; supports simultaneous extraction from multiple source drives.

612-483-5338; astarte@winternet.com

Circle (187) on Free Info Card



PLACE  
POSTAGE  
HERE



P O BOX 12902  
OVERLAND PARK KS 66282-2902  
USA



PLACE  
POSTAGE  
HERE



P O BOX 12902  
OVERLAND PARK KS 66282-2902  
USA



Please type or print clearly with a black pen.

AFFIX LABEL HERE

Name \_\_\_\_\_  
Title \_\_\_\_\_  
Company Name \_\_\_\_\_  
Mailing Address \_\_\_\_\_  
City \_\_\_\_\_ State/Prov. \_\_\_\_\_  
ZIP/Postal Code \_\_\_\_\_ Country \_\_\_\_\_

**To apply for a FREE subscription to BE Radio, complete this entire card, fold, tape and mail to: P.O. Box 12902, Overland Park, KS 66282-2902. Or for faster service, FAX to: 913-967-1903.**

Please allow four to six weeks for processing.

**1 Do you wish to receive/continue to receive BE Radio FREE?**  YES  No  
Signature required \_\_\_\_\_ Title \_\_\_\_\_ Date \_\_\_\_\_  
Phone \_\_\_\_\_ FAX \_\_\_\_\_  
E-Mail \_\_\_\_\_ @ \_\_\_\_\_  
7SF

**2 Please check the ONE type of facility or operation that best describes your primary business classification:**

- A  Radio Station & Network (including education, government and religious)
- C  Recording Studio (including education, government, religious, production and research)
- D  Consultant
- E  Contract Engineer (including maintenance, technical support)
- G  Dealer or Distributor
- F  Other (please specify) \_\_\_\_\_

**3 Which of the following best describes your title? (Check only ONE box.)**

- A. Company Management:**
  - 01  Chairman of the Board
  - 02  President
  - 03  Owner
  - 04  Partner
  - 05  Director
  - 06  Vice President
  - 07  General Manager
  - 08  Other Corporate/Financial Official (including corporate sales)
- B. Technical Management & Engineering:**
  - 19  Vice President Engineering
  - 09  Technical Director/Manager
  - 10  Chief Engineer
  - 11  Other Engineering or Technical Title
- C. Operations & Station Management/ Production & Programming:**
  - 12  Vice President Operations
  - 13  Operations Manager/Director
  - 14  Station Manager
  - 15  Production Manager
  - 16  Program Manager
  - 17  News Director
  - 18  Other Operations Title
- D. Other (please specify)** \_\_\_\_\_

**4 Which statement best describes your role in the purchase of equipment, components and accessories? (Check only ONE box.)**

- A  Make final decision to buy specific makes, models, services or programs
- B  Specify or make recommendations on makes, models, services or programs
- C  Have no part in specifying or buying

**5 Which of the following types of equipment will you be evaluating for purchase in the next 12 months? (Check ALL that apply.)**

- 01  Audio distribution services
- 02  Audio mixers
- 03  Audio monitoring
- 04  Audio processing
- 05  Audio recorders/players
- 06  Automation equipment
- 07  Consulting, contracting & design services
- 08  Data compression codecs
- 09  Digital audio workstations
- 10  Information services
- 11  Microphones and accessories
- 12  Racks, studio furniture and cases
- 13  RDS/RBDS & subcarrier equipment
- 14  Routing/switching
- 15  Satellite equipment
- 16  STL, RPU, & remote site control
- 17  Tape/optical storage
- 18  Telephone interfacing
- 19  Test & measurement equipment
- 20  Transmitters/antenna systems/towers
- 21  Wire and cable
- 25  None of the above

**6 What is the budget for equipment and services you are evaluating for purchase in the next 12 months? (Check only ONE box.)**

- 1  Less than \$10,000
- 2  \$10,000 - \$24,999
- 3  \$25,000 - \$49,999
- 4  \$50,000 - \$99,999
- 5  \$100,000 - \$299,999
- 6  \$300,000 - \$499,999
- 7  \$500,000 and up

**7 If you checked A on question #2, what is the ADI rank of your market? (Check only ONE box.)**

- A  Top 20
- B  21 to 50
- C  51 to 100
- D  Over 100

An INTERTEC®/K-III Publication

**BE** *Radio*®  
...from the editors of **BROADCAST**  
ENGINEERING

Incomplete forms cannot be processed or acknowledged. The publisher reserves the right to serve only those individuals who meet the publication qualifications.

PLACE  
POSTAGE  
HERE

**BE**  
*Radio*

P O BOX 12937  
OVERLAND PARK KS 66282-2937  
USA



**FOLD, TAPE AND MAIL  
PLEASE DO NOT STAPLE.**


# New Products FROM



## Medium-power AM transmitter Broadcast Electronics

► **AM6A:** the latest in the PowerMizer line of AM transmitters, the AM6A is a 6kW version of the AM10A 10kW transmitter; all the advances made in the earlier versions of the PowerMizer line are included in the AM6A, including higher power handling RF devices, more rugged power supplies, fewer RF modules and better cooling capabilities; the unit also offers Broadcast Electronics' standard features, such as built-in AM stereo, wide input AC operating range, 145% modulation capability and a wide range of output settings.

217-224-9600; fax 217-224-9607; [www.bdcast.com](http://www.bdcast.com)  
Circle (151) on Free Info Card



## Compact balanced power distribution

### Equi=Tech

• **Model ET1R:** this AC power distribution system is ideal for applications such as small recording sessions, project studios and mastering rooms; the two rack-space unit has a power handling capacity of 1000W and measures 16 x 12.5 x 3.5 inches with a weight of only 29lbs.

541-597-4448; fax 541-597-4099  
Circle (158) on Free Info Card

## Management and delivery of streamed media

### Free Range Media

• **Lariat:** a Java-based performance application allowing the controls to manage and deliver streamed media content; GUI is an easy-to-use management interface that serves as a site-wide console for administration and a shortcut to the individual suite tools; administration function automates and simplifies audio and video file management for the webmaster, enables manipulation of file and database attributes with options to refresh, change properties, name, sort, move, search and delete files; statistics tool offers performance measurement, analysis of critical end-user and system-level data and the generation of reports on a daily basis with trends analysis available monthly, quarterly or yearly.

800-570-3873; fax 206-340-0509; [info@freerange.com](mailto:info@freerange.com); [www.freerange.com](http://www.freerange.com)  
Circle (163) on Free Info Card

## Microphone continues tradition

### Neumann USA

► **TLM 103:** at the heart of this large-diaphragm, transformerless condenser microphone is a newly developed capsule based on K87 used in Neumann's U67 and U87 mics; the new capsule, the K 103, exhibits a frequency response which is acoustically well-balanced and features extraordinary attenuation of signals from the rear of the microphone; by using a fourth-generation transformerless circuit, the unit features 7dBa self noise, a 131dB dynamic range and has the ability to handle acoustic signals up to 138dB SPL.

860-434-5220; fax 860-434-3148; [www.neumannusa.com](http://www.neumannusa.com)  
Circle (153) on Free Info Card



## Automation solution

### IBM/ADC Labs

• **StarTrax:** a completely integrated broadcast management system that enables storage of digital audio, precise management of advertising, simplified program scheduling, fully-automated or live-assist airplay and program customization for local markets; based on IBM server technology and accessible from any PC or workstation, the solution is highly scalable and can be used for one or many stations; employs a drag-and-drop GUI to perform all programming and management functions.

914-642-3730; fax 914-642-6729  
Circle (157) on Free Info Card

## Digital broadcast maximizer

### TC Electronic

• **DBMAX Mark II:** this maximizer features 24-bit A/D and D/A converters, a new EQ with a multiband clipper function and five bands of expansion, compression and limiting; hardware analog signal bypass function allows signal to pass through even if the unit is off; offers the ability to simultaneously insert multiple signal processing functions in both pre and post; also includes stereo adjust, and automatic gain controller, three-band compressor, limiter and expander.

805-373-1828; [info@tcelectronic.com](mailto:info@tcelectronic.com)  
Circle (172) on Free Info Card

## New switcher/router

### DK Audio/TC Electronic


• **CRD1616:** this new switcher/router from DK Audio/TC Electronic features a 16x16 AES/EBU routing matrix, with each input offering a sample rate converter and a channel status synchronizer; allows asynchronous inputs of various sample rates to be locked to the AES/EBU reference input; routing through the matrix to any of the 16 outputs can occur in real time without any noise or switching artifacts; the unit is a 19" 2U compact matrix with logic front operation, including 32 banks of switching presets.

805-373-1828; fax 805-379-7598; [www.dk-audio.dk](http://www.dk-audio.dk)  
Circle (152) on Free Info Card

# RemoteMix 3

Phone Line Hybrid AND  
Universal Handset Interface in ONE

➤ Analog ➤ Digital ➤ ISDN ➤ PBX



\$895.00

**JK Audio** Remote Broadcast Gear

Call 800 JK AUDIO (800-552-8346)  
815 786-2929 • Fax: 815 786-8502  
www.jkaudio.com

Circle (53) on Free Info Card

## New Products FROM AES & NAB RADIO

CD Recorder  
HHB Communications

▶ **CDR800:** this CD

recorder is rack-mounted and features a full complement of professional features; includes balanced XLR analog inputs, unbalanced RCA analog I/O, an AES/EBU

digital input, and optical and coaxial digital I/Os; direct digital copying from DAT masters and other digital formats is made simple by an on-board SRC that instantly recognizes sample rates between 32- and 48kHz.

310-319-1111; fax 310-319-1311; sales@hhbusa.com  
Circle (155) on Free Info Card



Automated school-closing system  
**RCS**

• **Stormcenter:** this software program automates school and business closing announcements and the related management of this information by on-air and air support staffs; authorized people call into the Stormcenter system using a series of pre-designated PIN numbers to eliminate fraudulent calls and, by the use of automated voice prompts, is able to cancel school or delay opening times for schools in their jurisdiction; features an on-air script and a refresh button so announcers get the most up-to-date cancellations and delays.

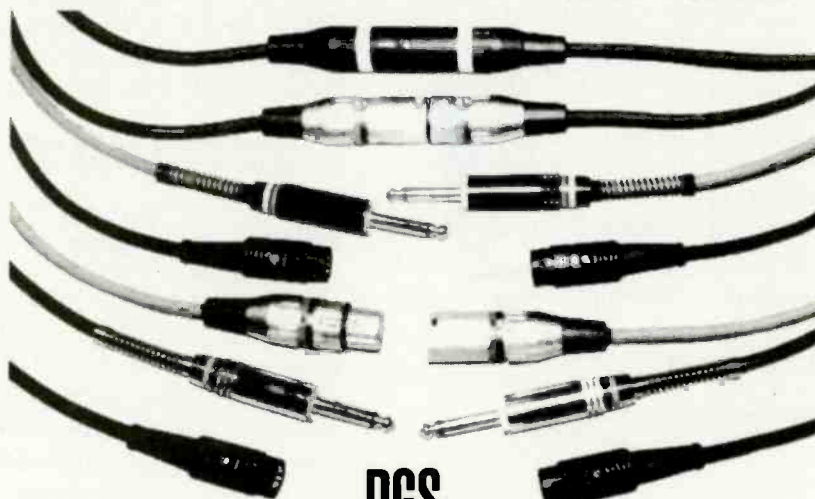
914-723-8567; fax 914-723-2258;  
www.rcsworks.com  
Circle (162) on Free Info Card

Smart compressor/limiter  
**Presonus Audio Electronics**

• **The Blue Max:** this unit offers full control over compression parameters, including variable I/O, attack and release times, as well as ratio settings from 1:1 to 20:1; full on-board metering shows I/O levels and gain reduction; can be operated in stereo or mono with a high gain mono input; includes a sidechain input for de-essing, ducking and other forms of spectral processing; I/O are 1/4 TRS unbalanced and operation is switchable to +4dBu or -10dBV.

504-344-7887; fax 504-377-8881;  
www.presonus.com  
Circle (165) on Free Info Card

## DELTRON GOTHAM INTERCONNECTS MAKE SWEET MUSIC



### AUDIO CABLES

- Microphone cables
- Digital cables
- Multipair cables
- Ultraflexible
- Double shielded
- Digital multipair cables



Deltron/Gotham  
US Sales & Stocking Warehouse

**800-292-2834**

### CONNECTORS

- XLR's, 1/4" phone, phono, and Midi's
- New-foolproof channel identification for XLR's
- New-silent version 1/4" phone plug

Circle (54) on Free Info Card



## New Products

### FROM AES & NAB RADIO

#### Dual DAT recorder

##### Tascam

► **DA-302:** incorporates external control I/O capability for multiple unit operation, high-speed and append dubbing capability, independent S/PDIF digital I/O for each deck, digital output format selection supporting S/PDIF and AES/EBU protocols, continuous record capability between decks one and two, simultaneous record capability and an optional LA-D302 balanced analog I/O kit.

• **DA-98:** provides confidence monitoring, individual input monitor select switches, switchable reference levels, and integrated electronic patchbay, digital track copy capability, a comprehensive LCD display, dedicated function/numeric keys for system operation, a built-in synchronizer and a D-sub connector for parallel interface control.

213-726-0303; faxback 800-827-2268 #2570  
Circle (159) on Free Info Card

#### Pop-free switching

##### Leitch

• **Synchronous Quiet Switch (SQS):** this unit uses synchronous switching to maintain ALS framing and integrates user-selectable, cross-fade mixing to guarantee quiet switching; the cross-fade processor mixes the two input signals around their switch point, lowering the high signal's volume and raising the low signal's volume; cross-fade duration between 5.5- and 500ms; adjustable by using a DIP switch located on the router module.

800-231-9673; fax 757-548-4088; www.leitch.com  
Circle (156) on Free Info Card

#### Stereo encoder

##### Orban

• **8218 Stereo Encoder:** engineered to complement the Optimod-FM 8200 digital audio processor, this unit is an all-digital FM stereo encoder with a built-in limiter that controls peak overshoots caused by lossy data rate reduction employed by digital STLs, low frequency tilt, or ringing in analog STLs; its all-digital encoding accepts analog or AES/EBU digital inputs, with the AES/EBU inputs adjustable over 20dB in four ranges; detects errors that are received at the AES/EBU input and provides an alarm output.

510-351-3500; fax 510-351-0500; www.orban.com  
Circle (160) on Free Info Card

#### Solid-state AM transmitters

##### Energy-Onix

• **Pulsar:** available in 250W, 500W, 1-, 2.5-, 5-, 10-, 25-, 50- and 100kW power levels; unit feature a stronger signal with 145% positive peak capability at rated power, output tuning and loading controls for a perfect match to antenna, three times fault recycling and a redundant modular design to avoid downtime; solid state design is the same at 1kW or 50kW; all Pulsar transmitters use identical broadband power amplifier modules.

518-758-1690; fax 518-758-1476; energy-onix@energy-onix.com  
Circle (170) on Free Info Card

#### Cable management

##### GS Metals

• **Flextray:** provides solid support for plenum runs of Category 5 and fiber-optic cabling; twist-and-bend capabilities help avoid installation obstacles like pipes, HVAC ducts and conduit; snip-and-bend obstacle avoidance eliminates need for any special parts and pieces and allows quick installation.

800-851-9341; 618-357-3605; www.gsmetals.com  
Circle (161) on Free Info Card



# Little mic BIG SOUND

**Q: When do professional sound engineers choose the DPA4060?**

**A: When the job calls for microphones that are to be heard, not seen and deliver accurate, lifelike results.**



**Fred Aldous,  
Multiple Sports Emmy  
award winner:**

"I used the DPA-060 for the 1997 NBA Basketball Playoffs, in the "swish" position. The high sensitivity, broad dynamic range and gain before feedback of the DPA4060, improved the quality of the broadcast and made my mixing more enjoyable. The sound was sweet and natural, and required very little equalization, and did not distort on shots that firmly hit the rim, incredible. I also use the DPA4060's for NFL Football. The mics are positioned on the field umpires due to their proximity to the action. The quality of the DPA4060 Miniature Microphone ensure the sound of the players calling audibles, the line exploding on the snap and the crunch of body bending tackles are captured true to life. We are able to then transport our audience from their living rooms to the live venue."

**The Miniature Microphones from DPA**

20Hz - 20 kHz  $\pm 2$ dB - 5.4mm capsule - 3 models with three different sensitivities - 3 color options - Adapters that will fit most wireless systems. Optimized towards humidity problems.

The sound, the price, too hard to believe - demo not really needed. Listen to what the Pros are saying.

Danish Pro Audio

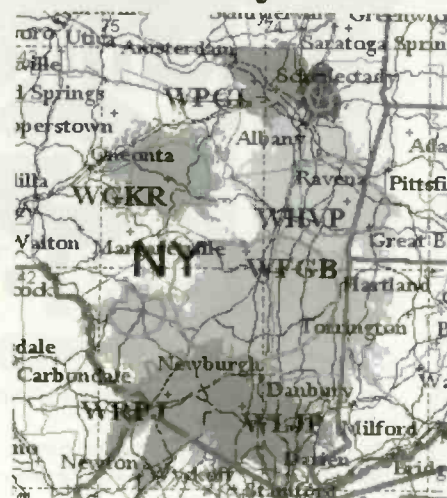


**World-wide Supplier of Brüel & Kjaer  
Microphones**

North American Distribution: T.G.I. North America, Inc.  
300 Gage Ave., #1 • Kitchener, ON, Canada N2M 2C8  
(519) 745-1158 • Toll Free Fax Order Hotline: (800) 525-7081  
Website: www.danishproaudio.com

Circle (55) on Free Info Card

## ComStudy V1.50



RadioSoft *ComStudy* V1.50, shows a Most Likely Server map of 8 FM's. It is the hottest, most advanced software ever created for Broadcast and Land Mobile applications.

**PRICED RIGHT! "UPGRADES" FOR ANY SOFTWARE USERS!**

Call now for demo or information

RadioSoft, 888-RADIO-95.

109 W. Knapp Ave., Edgewater, Florida 32132

**Seeing is Believing!**

Email: [pmoncure@america.com](mailto:pmoncure@america.com)

Circle (37) on Free Info Card

## New Products FROM AES & NAB RADIO

Digital satellite receiver  
**StarGuide Digital Networks**

► **Starguide III:**

represents the next generation of flexible bandwidth efficient and expandable satellite receivers; receiver's flexibility includes operating as a single channel per carrier (SCPC) receiver, multiple channel per carrier (MCPC) receiver based on StarGuide MX3 technology, or as an MPEG-DVB-compliant receiver; supports data rates from 128kb/s to 30Mb/s; designed with two option card slots for additional audio, video or data service modules; fully compatible with the StarGuide II and can coexist on the same network using the StarGuide MX3 multiplexer/uplink system.

619-452-4920; fax 619-452-3095; [sales@starguide.com](mailto:sales@starguide.com)  
Circle (166) on Free Info Card



Multi-level DAW


**Ensoniq**

• **PARIS:** the core of this 128-track, 24-bit disk-based digital audio solution consists of an Ensoniq EDS-1000 PCI card, a cross-platform CD-ROM contains both Mac and Windows 95/NT-compatible software, and a 16-channel control surface; each EDS-1000 PCI card

provides real-time access to 16 channels with four bands of fully parametric multimode EQ, as well as pan and fader control; the unit offers eight assignable stereo aux sends and eight stereo aux returns; insert effects such as compressors and gates may also be assigned to individual input channels; the DSP resources are dynamically assigned.

610-647-3930; fax 610-647-8908;  
[www.ensoniq.com](http://www.ensoniq.com)  
Circle (171) on Free Info Card

# FM "Relay" Receiver



A professional FM receiver for re-broadcast "translator" service, and for similar demanding off-air pickup applications.

- DIP-switch-programmable synthesized tuning.
- Composite MPX and balanced stereo program outputs.
- Selectable IF bandwidth.
- Carrier-loss and program-loss alarm outputs.
- Accurate front-panel metering of MPX and program audio levels, plus signal strength and multipath distortion.
- Auto-mute and auto-blend features.
- Remote control of front-panel selectable functions.

**MODEL 630 FM "RELAY" RECEIVER**

**Inovonics, Inc.**

1305 Fair Ave., Santa Cruz, CA 95060 USA  
TEL: (408) 458-0552 • FAX: (408) 458-0554

[www.inovon.com](http://www.inovon.com)



Circle (56) on Free Info Card

Software audio codec

**MAYAH Communications**

• **SendIt and EditPro:** this software-only solution requires no proprietary hardware and is capable of transmitting mono and stereo high-quality audio in real time; real-time stereo transmissions require a Pentium Pro with standard audio and telecommunications cards; real-time mono transmission requires a standard 166Mhz Pentium; able to determine the destination capabilities and to store those parameters in a database.

+49 811 5517 0; fax +49 811 5517 55;  
[info@maya.com](mailto:info@maya.com)

Circle (154) on Free Info Card

## New Products

### FROM AES & NAB RADIO

#### New series audio cable Gepeco International

► **Plenum-rated multi-pair audio cable:** available in pair counts of four (model 6604HS), eight (6608HS) and 12 (6612HS), the new multipairs are 22-gauge with tinned copper conductors and drains; color coded with Halar insulation; each pair is individually shielded, features an overall white polymer jacket, a characteristic impedance of 70V and a mutual capacitance is 25pf/ft.

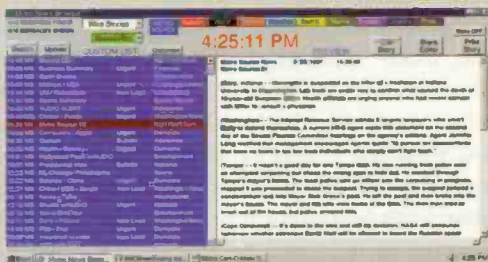
312-733-9555; 312-733-6416  
Circle (168) on Free Info Card



#### Digital information system Metro Networks

► **Metro Source:** an information service and digital audio workstation that allows Metro news affiliates to receive via satellite, view, write, edit and report the latest news and features in both text and audio formats; service affiliates receive continuously updated and breaking local regional, national and international news, sports and weather reports, as well as business and entertainment information; Cool Edit component is a complete DAW that takes advantage of all the cut and paste benefits of the Windows environment to fully edit and re-edit audio as needed; Cart-O-Matic feature displays audio on screen for use in an information segment and has the equivalent of six five-deck

cart machines in one window.  
713-407-6000; fax 713-407-6049;  
www.metronetworks.com  
Circle (164) on Free Info Card



#### Easy-to-assemble XLR connectors Neutrik USA

• **EaZyCon connectors:** originally known as the Z series, these highly reliable contacts are designed according to Neutrik's patented-design tuning-fork principle that comes standard with gold plating; also available in a solder version which comes with contacts pre-tinned and pre-fluxed, taking 30% less time to assemble; all essential parts of the female connectors are enclosed by a soft-coated surface; a digital version showing a strict coaxial link between two shields with an entirely new locking mechanism on the female connector will soon be available.

732-901-9488; 732-901-9608  
Circle (173) on Free Info Card

#### Magneto-optical disk recorder/ editor

##### Otari Corporation

• **PD-80:** this powerful, ready-to-use, stand-alone eight-channel digital recorder and editing system features high-quality 20-bit A/D and D/A converters, onboard DAP and a full-featured editor; analog I/O is handled by balanced +4dBu XLR connectors; digital transfers are made via AES/EBU and S/PDIF ports on the rear of the unit.

**PD-20:** this two-channel MO recorder offers four internal tracks, allowing more convenience and creative freedom than the two offered by DAT and 1/4-inch analog tape; MO disks recorded on the PD-20 are completely compatible with the PD-80, providing simple transfer between machines; in addition to XLR mic/line inputs and an SVGA output for waveform editing, a SCSI port allows users to easily back up files and connect high-capacity hard drives for log projects.

800-877-0577; www.otari.com  
Circle (167) on Free Info Card

## FM BROADCAST POWER AMPLIFIERS



The B-600 FM amplifier  
600W++ of power you can rely on. Other models to 1.2 kW

Circle (58) on Free Info Card

Plug in the antenna  
Plug in the exciter  
Plug in the a.c.

... walk away.

Call 800-986-9700  
Fax 408-986-1438



The RF People  
115 PHELAN AVE., UNIT 10  
SAN JOSE, CA 95112 USA  
www.svpa.com

## PHASETEK INC.

- CUSTOM AM/MW PHASING SYSTEMS
- AM/MW ANTENNA TUNING UNITS
- DIPLXERS AND MULTIPLEXERS
- DETUNING UNITS/UNIPOLE KITS
- COMPLETE LINE OF RF COMPONENTS

PHASETEK INC.  
550 CALIFORNIA ROAD  
UNIT 11  
QUAKERTOWN, PA 18951  
PHONE: 215-536-6648 FAX: 215-536-7180

FOR MORE INFORMATION OR TO PLACE AN ORDER, CONTACT:  
hotam@phasetek.com

Circle (57) on Free Info Card

# Business/ People

## Business

**Olympia Online Inc.** and **ASCAP** announced a licensing agreement for radio stations webcasting via Olympia Online's new Audiolounge site. Stations that webcast via Audiolounge, [www.audiolounge.com](http://www.audiolounge.com), will pay an annual licensing fee to ASCAP based on web-specific advertising revenue. Revenues derived from licensed broadcast activities, as such, are not included in the calculation of ASCAP licensing fees. ASCAP and Olympia will continue to monitor the success of licensing agreements as technologies emerge to better track broadcasts over the web.

**Pacific Research & Engineering**, Carlsbad, CA, announced the initial delivery and installation of its Integrity digital broadcast console. The com-



pany installed two consoles in the production and broadcast studios of radio station KFMB-FM in San Diego.

**Thomcast AG**, France, and **Continental Electronics**, Dallas, reached a settlement that put an end to the patent litigation between the parties relating to solid-state switching amplifiers. Under terms of the agreement, Continental agreed to pay an undisclosed amount to Thomcast and to withdraw its claims contesting the validity of certain patents registered in Thomcast's name. In exchange, Thomcast waived its claim of patent infringement regarding the modulators that were in dispute and agreed

never to sue Continental.

The companies have also entered into a license agreement giving Continental a worldwide license to use Thomcast's patents relating to solid-state modulators, if needed, in exchange for a royalty for manufacture and sale in certain countries.

**360 Systems**, Westlake Village, CA, and **Telos Systems**, Cleveland, announced the interface of 360 Systems' Short/cut editor and the Telos 1A2 multiline telephone system. The interface will allow the activation of Short/cut's recording functions from a button on the Telos desktop switch console.

**Scott Studios**, Dallas, has become the latest of **Digigram's** OEM development partners. The collaboration with Digigram will enable Scott to more quickly launch *Lazer Blade*, a multitrack production editor that taps the advantages and processing power of Digigram's signature PCX digital audio cards.

**Broadcast Electronics**, Quincy, IL, has changed ownership. **Hoak Communications Partners** has become the majority shareholder in a management buyout led by it and the management of Broadcast Electronics. Broadcast Electronics' two major subsidiaries, **Broadcast Programming** and **MARTI Electronics**, were also included in the transaction.

**Dielectric Communications**, Raymond, ME, has been chosen by **Miller Tower Company**, New York, to provide a complete RF package, including multistation combiner equipment, a computerized protection system, dual high-power coaxial transmission lines, nitrogen pressurization equipment and master antenna, for a new tall-tower project to be built in Cedar Hill, TX. The tower will accommodate TV and FM transmission.

The first single from the Rolling Stones' new album *Bridges To Babylon* was electronically delivered to 1,780 stations via **DG Systems'** distribution service network. The Rolling Stones' release marks the largest digital delivery in the history of San Francisco-based DG Systems.

**ComStream**, San Diego, announced a distribution agreement with **NPR Satellite Services** for representation of its line of satellite products. Among the products to be distributed by NPR Satellite Services, Washington, DC, is ComStream's ABR202, a digital audio receiver that can be used for radio program and news distribution, point-of-purchase audio with advertising insertion and data processing.

**QEI**  
**QUICK-LINK II**  
CALL YOUR FAVORITE  
DISTRIBUTOR  
OR QEI  
FOR MORE  
INFORMATION

**NOW SHIPPING**

**E  
V  
O  
L  
U  
T  
I  
O  
N**



Susquehanna Radio Corporation, Dallas, purchased five **Yamaha O3D** digital recording consoles for use in its radio stations nationwide. The consoles, which are being used in conjunction with Spectral Synthesis digital workstations, were purchased after Susquehanna's successful installation of an O2R digital console in its Dallas facility.

Herb McCord was appointed to the board of directors for Pacific Research & Engineering, Carlsbad, CA.

## People

**Dan M. Dantzler** was named acting chief executive officer for EV International, Buchanan, MI.

**Jim Woods** has been promoted to vice president of studio and radio products for Harris Broadcast Division, Quincy, IL.

Also from Harris, **Jay C. Adrick** has been promoted to

vice president of systems operations.




**Tom Rodman** has joined Radio Computing Services (RCS), Quincy, IL, as Midwest sales manager.


**Rick Plushner** has been named president of Solid State Logic North America, New York.




**John Folger** has been appointed manager, radio syndication for The Associated Press, Washington, DC.



FIRST UNLICENSED SECURE COMMUNICATIONS




THE FIRST WIRELESS REMOTE



DIGITAL TECHNIQUES IMPROVED ACCURACY BUT SMOKE QUICKLY BECAME UNFASHIONABLE



WIRED SYSTEMS OFFER SOME IMPROVEMENT BUT ADD TO OPERATING COSTS



PRIMITIVE COMPRESSION TECHNIQUES OFTEN PROVED FATAL

## QEI QUICK-LINK II

- ▶ LICENSE-FREE
  - ▶ WIRELESS SPREAD SPECTRUM
  - ▶ UNCOMPRESSED
  - ▶ DIGITAL STEREO TRANSMISSION SYSTEM
- FOR: STL/TSL, RPU & LMA AUDIO TRANSPORT



QEI CORPORATION, ONE AIRPORT DRIVE, P.O. BOX 805, WILLIAMSTOWN, NEW JERSEY 08094  
TOLL-FREE (800) 334-9154, LOCAL (609) 728-2020, FAX (609) 629-1751  
REACH US ON THE WORLDWIDE WEB AT [HTTP://WWW.QEI-BROADCAST.COM/](http://www.qei-broadcast.com/)

# Reader Feedback



## In search of a better reason

Dear Chriss:

In reading your "Viewpoint" in the July/August issue, I find that I must take exception with your very first sentence. As a 30-year veteran of broadcasting, I find no compelling technical reason to "make it our goal to have a totally digital audio path". The main reason for a digital audio path (at this time) is largely the same reason for the EAS debacle: the sales of new equipment. Having requested demonstrations of supposedly superior digital devices, I have found in side-by-side tests that many digital devices cannot even equal some of the performance specifications of high-end analog audio devices.

Yes, our FM station does have digital storage on hard drive, and it is convenient. But I think your assumption that every station's audio path must "keep up with the Joneses" is a bit presumptuous. While we may add a piece of digital audio/transmission equipment here and there, I, as VP of Engineering, cannot at this time with a clear conscience go to the boss and tell him we "gotta" change everything to digital. It isn't fiscally responsible, nor is it technically responsible.

I hope you will enjoy your new assignment at BE Radio. I read every issue cover to cover.

Cordially,

Jerry D. Arnold

VP Engineering, Hester Broadcasting  
Terre Haute, IN

Chriss Scherer replies:

I suppose I should clarify what I meant with my statement "a completely digital audio path is or at least should be the goal of any radio station." I completely agree with you, that going digital for the sake of being digital is not a good enough reason. Any installation or upgrade should draw from the highest quality available, be that analog or digital. However, when it is time to replace the station's cart machines, the analog choices are limited. The digital options present themselves well based on cost and longevity. There are other areas in the program chain that are not such an obvious decision, but as digital technology advances, there will be fewer analog choices available, for better or worse.

Chriss Scherer,  
editor

## Advice from golden ears

Dear Skip:

I have a bone to pick with you regarding the "Editorial, Recrystallizing the ball," July/August 1997). I take technical excellence very seriously, golden ears and all. For me, digital audio was incapable of fully replacing analog until it achieved a data rate of 24 bits/sample at a sample rate of at least 96kHz.

But, in spite of current technological shortcomings, we did migrate over to compact discs, DAT recorders and now data-reduced network satellite feeds and hard-disk audio automation because there were significant benefits to be had. The absolute fidelity and resolution may be slightly worse than the best of analog but the uniformity of product, reliability, lack of obvious noise and mechanical wow and flutter were significant improvements that all of our listeners could hear.

Golden ear audio has always been a niche market. Maybe 5% of all of the audio consumers demand state-of-the-art audio fidelity. Most listeners are equipped, at best, with mid-fi equipment. Today's best perceptual coding algorithms sound almost as good as a compact disc to astute listeners. Thus, the Grand Alliance IBOC system could succeed in spite of your inference that it is out-of-date technology being introduced too late.

Your comparison of the fidelity difference between early FM radio and a telephone call vs. IBOC and 24-bit audio is erroneous. Sure, the former is vastly different audibly. But the difference between Sony's ATRAC 4.5 (MiniDisc compression algorithm) and 24-bit linear is very small to most ears.

Let's put this into perspective. If you had to choose between an almost imperceptible loss of fidelity or nasty multipath distortion and static, I think you'd choose the former every time.

The real issue with IBOC is whether the data rate can be high enough to make the signal robust. If not then we'll still suffer the same multipath problems of analog FM. Only instead of flub-flub distortion, we'll get long moments of silence as the system mutes. And that will be far more annoying than traditional multipath noise bursts.

By going to L-band and using spread-spectrum techniques, multipath performance improves dramatically as long as the symbol rate is high enough to provide enough redundant data.

So the real issue is not fidelity. The differences are too small for public perception. The real issues are the other benefits of digital technology and not disposing of them in the quest for an IBOC solution. This would be narrow-minded and doomed to disaster.

Ira A. Wilner  
Wilner Associates  
Putney, VT

Skip Pizzi replies:

Thanks for the thoughtful letter, Ira. Of course, you're correct that today's perceptual coders sound very close to the best uncompressed digital audio signals. That's the point, of course, and it's the goal to which all coders aspire.

But you're also right about fidelity not being the real issue. We've got to look at the bigger picture. Today's digital communication systems have to think in terms of overall data rate and service profile, not just audio quality. The consumer environment is a relative one, always governed by "compared to what." If I can get 128kb/s on my two-way phone line — perhaps even via cellular or PCS — how much will I value a non-interactive, 48kb/s (AM) or 96kb/s (FM) broadcast channel? How will that channel compare with an equivalent or greater bandwidth from a multichannel, national DBS radio service? And will audio be the only occupant of the radio channel? What about the visual data that today's web users are getting used to having served with their audio?

Furthermore, without delving into the value of 24-bit/96kHz, how will the perceptual coding algorithms that seem transparent today fare in the more demanding listening environment of tomorrow? It's happened before, as the artifacts of a particular recording system are learned, first by "golden ears" and later by (at least some of) the general audience.

Of course, the real key to future success lies in the content of those competing services, not their technology. But in order to play on a level field, tomorrow's broadcasters need some technical parity to deliver a signal that's roughly equivalent to the other service providers of the day. By a purely empirical analysis, it's not clear that the IBOC solution being contemplated at present will provide such capability. By that metric, the comparison of broadcast to telephone bandwidth seems at least a conceptually apt one to me.

Skip Pizzi,  
editor in chief

To the editors:

Jeff Keith wrote probably the most definitive description of audio processing I have ever had the pleasure to read. Having been there when a Gates Level Devil fed an SA-39 for processing, I remember all the steps in the development of the maxi-squeeze miracle box.

I am amazed that these days, audio "experts" are after old tube boxes like they were gold. Just try to buy a Gates Sta-Level, SA-39, Collins 26 whatever or anything Western Electric...

It's articles like this that we ol' farts can use to teach the young who daily gather around our feet for instruction in ways of the ohm and electron, so keep 'em coming.

Thanks again for a great magazine and thanks to Jeff for a great contribution.

Sincerely,  
Bob Mayben  
Chief Engineer WRGA/WQTU  
Rome, GA

Thanks for the kind words.

## Coaxial Dynamics'

NEW Line of  
Liquid/Air  
Terminations  
are quickly becoming  
the choice of  
"Chief Engineers"  
for testing, adjusting  
and alignment of  
R.F. Transmitters.

The NEW design  
of the Coaxial  
Liquid/Air Cooled Loads  
gives you the capability  
to handle requirements  
from 1 Kw to 10 KW.



## COAXIAL DYNAMICS, INC.

SPECIALISTS IN RF TEST EQUIPMENT & COMPONENTS

15210 Industrial Parkway, Cleveland, OH 44135  
216-267-2233 800-COAXIAL FAX: 216-267-3142  
E-Mail: coaxial@apk.net  
Web Site: <http://www.coaxial.com>

Circle (60) on Free Info Card



## New! Stereo Mixer!

**Stereo Mixer** is an 8-input 'mini-console' that can mix 4 stereo or 8 mono line sources. Both stereo and mono outputs. Ideal as an input expander or source combiner. Balanced inputs and outputs, with superb specs. *Dozens of uses...keep one on hand!*

### HENRY ENGINEERING

503 Key Vista Drive  
Sierra Madre, CA 91024 USA  
TEL (818) 355-3656 FAX (818) 355-0077  
FAX-on-Demand Doc #122 (818) 355-4210  
<http://www.henryeng.com>



We Build Solutions.

Circle (61) on Free Info Card

## NEW! Qbox<sup>®</sup> AUDIO LINE TESTER

The new Qbox is a battery powered audio line testing system that includes a built-in mic, reference tone generator, speaker, and headphone amp. It also has voltage presence LEDs to detect phantom or intercom power. You can send tones, talk back up the line, monitor mic, line, or intercom signals – even use two Qboxes as a basic intercom.



Order a Qbox today, and reduce installation and setup time anywhere audio XLR cables are used.



Drop a Qbox into every audio toolkit!

99 LING ROAD  
ROCHESTER, NY 14612  
<http://www.whirlwindusa.com>

**Broadcast Audio Tools** whirlwind 888-733-4396

Circle (62) on Free Info Card

## GET IN ON THE GROUND FLOOR!

Advertise in BE Radio's section called "The Gallery" and expose your products and services to more than 12,500 product buyers every issue. It's easy . . .it's cost effective . . .and it's only a phone call away!

Call **Steven Bell**, national marketing manager,  
at **913/967-1848** for all the details today!

# PRECISION TIMING



Designed for "Precision Timing", ESE Master Clocks & Accessories have been meeting industry needs for more than 25 years. Whether using GPS, WWV, Modem, internal crystal or line frequency accuracy, all ESE Master Clocks can drive digital or analog slave clocks, as well as interface with video or computer based systems.



PRACTICAL SOLUTIONS SINCE 1971

142 SIERRA ST., EL SEGUNDO, CA 90245 USA • 310-322-2136 • FAX 310-322-8127





World Leader  
in  
AM - FM  
Transmitters

### AM & FM Pre-Owned Units in Stock

- ✓ ALL - Powers
- ✓ ALL - Manufacturers
- ✓ ALL- Instruction Books
- ✓ ALL - Complete
- ✓ ALL - Spares

Call and take advantage of our liberal trade-in plan.

Tune and test on your frequency, available on site.

Complete inventory on request.

Dick Witkovski — President

Robert Malany — National & International Sales

Rich Witkovski — Sales and Service


### Besco Internacional

5946 Club Oaks Drive, Dallas, TX 75248  
Phone (972) 630-3600 Fax (972) 226-9416  
Email: rgmal9471@msn.com

Circle (65) on Free Info Card



FOR THAT SLEEK LOOK!



Submount Your Pacemaker Series  
Audio Console

### AUTOGRAM CORPORATION

1500 Capital Avenue • Plano, TX 75074  
(800) 327-6901 • Fax: (972) 423-6334

Circle (64) on Free Info Card

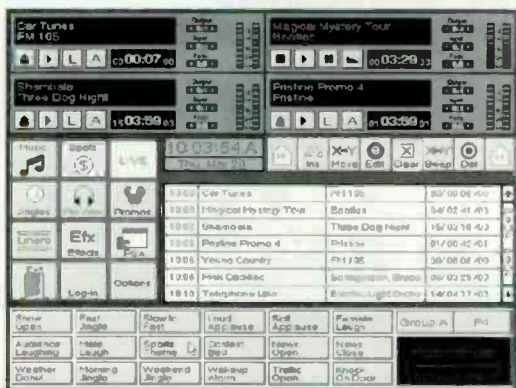
BE Radio GALLERY

Pristine



"...it's fun to use!"

Satisfaction  
Guaranteed!



"Pristine RapidFire is great, it's fun to use! It's got everything a station would want in a digital system. We use RapidFire in both Live Assist and Auto modes, all day long and it never gives us any trouble."

**Matt Sedota, WNMB, North Myrtle Beach, SC**

The Next Generation in Broadcast Software

West & International  
**310-670-7500**  
Fax 310-670-0133

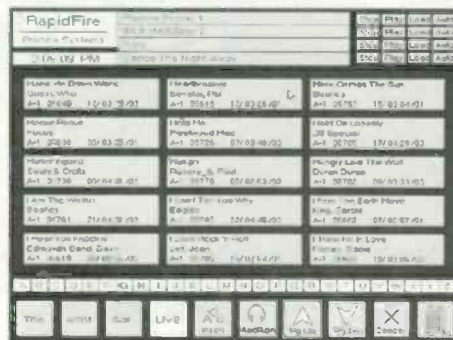


East  
**864-292-0300**  
Fax 864-292-9030

<http://www.pristinesys.com>

EAS  
COMPATIBLE

TECHNICAL SUPPORT  
24  
Hours




Quick Pick Screen

Circle (66) on Free Info Card

## BROADBAND FM RF AMPLIFIERS

Three power levels to meet your needs:  
300 Watts • 600 Watts • 1.2 Kilo-watts



**Features:**

- 100% solid state
- No tuning required
- Rugged power supply
- VSWR, current & temperature foldback
- Power trim standard
- Full remote control capability, with outputs for all main parameters
- Compact 19" rack mount design

### Broadcast Technology Company

P.O. Box 751, Lamar, Colorado 81052  
Phone: 719-336-3902

Circle (67) on Free Info Card

## POWERFUL DIAL-UP CONTROLLER



Shown with optional Rack Mount

The new CircuitWerkes DR-10 Dial-up remote control is perfect for studio & automation control. With features not found anywhere else, you might be amazed at the DR-10's list price of only \$439.00.


- 10 Dry relay contacts out (2 are DPDT for audio, etc.)
- Auto-answers on user selectable ring number and auto-disconnects at call's end.
- Each relay can be independently set to function as a momentary closure, latching closure with distinct on/off codes, or interlocked latching with other relays.
- Up to 8 digit user set password prevents pirating.
- Any relay can be assigned to any tone(s).
- Each relay is programmable to beep when activated.
- Two-tone & detection delay modes eliminate falsing.
- 4 Status inputs can dial 4 numbers and control relays.
- A simple, built-in audio hybrid lets you control equipment while monitoring a local audio source.
- Provides an active, balanced, phone line audio output
- All outputs appear on easy to use screw terminals.
- Program it with any DTMF phone or encoder.
- Retains its settings after a power failure.

### CircuitWerkes

(352) 335-6555 / Fax (352) 380-0230  
3716 SW 3rd Place, Gainesville, FL 32607

Circle (68) on Free Info Card

ELECTRONIC COMPONENTS



- 70,000+ Products
- 135 Manufacturers
- 33 Years In Business
- Same Day Shipping

**FREE**

364 page catalog



800-992-9943


817-483-6828

Fax: 817-483-0931

958 North Main St., Mansfield, TX 76063 <http://www.mouser.com> [catalog@mouser.com](mailto:catalog@mouser.com)

Circle (69) on Free Info Card

## Your Best Source For Power Tubes!



- EXTENSIVE INVENTORY**
- IMMEDIATE SHIPPING**
- EXPORT PACKAGING**
- BEST WARRANTIES**
- EXCELLENT PRICING**
- SUPERIOR SERVICE**



**PENTA LABORATORIES**  
21113 Superior Street  
Chatsworth, CA 91311

Phone: 800-421-4219

818-882-3872 Fax: 818-882-3968

E-Mail: [sales@pentalabs.com](mailto:sales@pentalabs.com)

Internet: <http://www.pentalabs.com>

Circle (70) on Free Info Card

# UNIVERSAL XE-1000 SCPC AUDIO RECEIVER



## AN AFFORDABLE QUALITY SCPC RECEIVER

New, affordable, frequency-agile receiver, direct channel entry by keyboard, selectable companding 1:1, 2:1, 3:1, wide/narrow bandwidth, de-emphasis selectable, 950-1450 MHz, line output 600 ohms, muting, transponder agile, LNB power supply, 50-channel memory, full baseband output, high-quality audio. Every needed feature at a sensible price (lowest in the industry).

### REMOTE ACCESS AUTOMATION (OPTION)

CALL OR FAX FOR PRICING  
AND COMPLETE INFORMATION

Phone: (614) 866-4605 Fax: (614) 866-1201

**UNIVERSAL** ELECTRONICS, INC.  
*Communications Specialists*

4555 Groves Road, Suite 12 Columbus, OH 43232-4135

Circle (71) on Free Info Card

# TRANSCOM CORP.

Serving the Broadcast Industry Since 1978

Fine Used AM & FM Transmitters and Also New Equipment.

For the best deals on Celwave products,  
Andrew cable and Shively antennas.


100W	FM	1985	Harris FM100K
2.5KW	FM	1988	Continental 814R-1
3KW	FM	1967	Harris FM-3G
10KW	FM	1965	ITA 10,000B
20KW	FM	1977	RCA BTF 20E1
20KW	FM	1972	CCA FM20,000DS
20KW	FM	1978	Harris FM20K
25KW	FM	1982	HarrisFM25K
2.5KW	AM	1975	McMartin BA2.5K
5KW	AM	1979	Harris MW-5A
5KW	AM	1980	Harris MW-5A
5KW	AM	1980	Collins 828E-1
5KW	AM	1982	Continental 315F
5KW	AM	1982	Continental 315R-1
50KW	AM	1978	Continental 317C-1
50KW	AM	1981	Continental 317C-1
50KW	AM	1981	Harris MW-50B
50KW	AM	1982	Harris MW-50B

1077 Rydal Road #101, Rydal PA 19046  
800-441-8454 • 215-884-0888 • FAX No. 215-884-0738

VISIT OUR INTERNET SITE → [www.trcorp.com](http://www.trcorp.com)  
SEND YOUR E-MAIL REQUESTS TO [transcom@trcorp.com](mailto:transcom@trcorp.com)

Circle (74) on Free Info Card

Your Bottom Line Is Only  
as Good as Your Coverage.  
Shively Can Predict  
Your Coverage  
Better than Anyone Else.



- 30 Years Experience
- Full-Service Provider
- Multi-Station Solutions
- FM & UHF Antennas
- Filters & Combiners
- New B-Line Coax

Shively Labs,  
because ...  
... it pays to be heard!

P.O. Box 389, Bridgton, ME 04009 USA  
Tel.: (207) 647-3327 FAX: (207) 647-8273  
e-mail: [sales@shively.com](mailto:sales@shively.com)  
- An Employee-Owned Company -

Circle (72) on Free Info Card



For All Your  
RF And  
Audio Needs

## Serving Broadcasters For 22 Years

### Our Short Hit List

(Over 150 additional lines available)

AIR CORP	MARK ANTENNA
ANDREW	MARTI ELECTRONICS
ATI	MURPHY FURNITURE
AUDI-CORD	MUSICAM USA
AUDIO-TECHNICA	ORBAN
AUTOGRAM	PHASETEK
BBE SOUND	RADIO DESIGN LABS
BELAR ELECTRONICS	RADIO SYSTEMS
BROADCAST TECHNOLOGY	REGISTER DATA
BURK TECHNOLOGY	SCALA
CABLEWAVE	SHIVELY ANTENNAS
CMBE INC	SHURE
COAXIAL DYNAMICS	SINE SYSTEMS
CROWN	SONY
EAGLE HILL	SYMETRIX
ELECTRO-VOICE	TANNOY
FIDELIPAC	TASCAM
GENTNER	TEPCO
GORMAN REDLICH	TFT
HNAT HINDES	TTC
INOVONICS	WEST PENN WIRE
JAMPRO ANTENNAS	



When You Want  
More Than An  
Equipment Dealer



Southeast Bob 770-992-2230 Fax: 770-992-6538  
MidAtlantic Rick 804-974-6635 Fax: 804-974-9942  
West John 970-482-9254 Fax: 970-482-6123

Circle (73) on Free Info Card

November/December 1997

BE Radio

83

### STATEMENT OF OWNERSHIP


Statement of Ownership, Management and Circulation (Act of Aug. 12, 1970; Section 3685, Title 39, United States Code).

1. Publication title: *BE Radio*.
2. Publication number: 1081-3357.
3. Filing date: Sept. 23, 1997.
4. Issue frequency: Bi-monthly except an additional issue in August.
5. Number of issues published annually: 7.
6. Annual subscription price: Free to qualified.
7. Mailing address of office of publication (street, city, county, state, zip code): Intertec Publishing Corporation, 9800 Metcalf, Johnson County, Overland Park, KS, 66212-2215.
8. Mailing address of the headquarters of general business office of publisher: Intertec Publishing Corporation, 9800 Metcalf, Overland Park, KS 66215-2215.
9. Names and mailing address of publisher, editor and managing editor. Publisher: Dennis Triola, 9800 Metcalf, Overland Park, KS 66215-2215. Editor: Chriss Scherer, 9800 Metcalf, Overland Park, KS 66215-2215. Managing Editor: Tom Cook, 9800 Metcalf, Overland Park, KS 66215-2215.
10. Owner (If owned by a corporation, the name and address of the corporation must be stated followed by the names and addresses of all stockholders owning or holding 1% or more of total amount of stock. If not owned by a corporation, the name and address of the individual owners must be given. If owned by a partnership or other unincorporated firm, its name and address, as well as those of each individual owner must be given. If the publication is published by a non-profit organization, its name and address must be stated: K-III Corporation, 745 5th Avenue, New York, NY 10151.
11. Known bondholders, mortgagees and other security holders owning or holding 1% or more of total amount of bonds, mortgages or other securities (if there are none, so state): None.
12. Tax status: Has not changed during preceding 12 months.
13. Publication title: *BE Radio*.
14. Issue date for circulation data below: September/October 1997.

### Extent and nature of circulation:

Average No. of copies each issue during preceding 12 months	Actual No. of copies of single issue published nearest to filing date
<b>A. Total No. of copies printed (net press run)</b>	
14,790.....	15,810
<b>B. Paid and/or requested circulation</b>	
1. Sales through dealers and carriers, street vendors and counter sales	0.....0
2. Paid or requested mail subscriptions	12,538.....12,523
<b>C. Total paid and/or requested circulation</b>	
12,538.....	12,523
<b>D. Free distribution by mail (samples, complimentary and other free)</b>	
933.....	1,021
<b>E. Free distribution outside the mail (carrier or other means)</b>	
533.....	1,500
<b>F. Total free distribution (sum of D and E)</b>	
1,466.....	2,521
<b>G. Total distribution (sum of C and F)</b>	
14,004.....	15,044
<b>H. Copies not distributed</b>	
1. Office use, leftovers, spoiled	786.....766
2. Returns from news agents	0.....0
<b>I. Total (sum of G, H1 and H2)</b>	
14,790.....	15,810
<b>Percent paid and/or requested circulation (C/Gx100)</b>	
89.53%.....	83.24%

Dennis Triola,  
Publisher



## Corrections

• In last issue's cover story (*Talk Radio*, Sept./Oct. 1997), several photographs appeared without proper attribution. The opening photo on page 24 was taken at the studios of KCMO-AM, Kansas City, with Mike Murphy (left) leading the interview.

• The photos on pages 32 and 34 should have been credited as follows: *Courtesy of WBUR-FM and Russ Berger Design Group.*

# BE Radio

CLASSIFIED

### PROFESSIONAL SERVICES

**JOHN H. BATTISON P.E.**  
CONSULTING BROADCAST ENGINEER,  
FCC APPLICATIONS AM, FM, TV, LPTV  
Antenna Design, Proofs, Fieldwork  
2684 State Route 60 RD #1  
Loudonville, OH 44842  
419-994-3849 FAX 419-994-5419

**RUSS BERGER DESIGN GROUP INC**  
INDEPENDENT CONSULTANTS  
SPECIALIZING IN:  
RECORDING & BROADCAST FACILITY  
DESIGN & PLANNING,  
ARCHITECTURAL ACOUSTICS,  
NOISE & VIBRATION CONTROL  
& TECHNICAL SYSTEMS DESIGN  
4006 BE.TLINE SUITE 160 DALLAS TEXAS 75244 972/661-5222 FAX 972/934-3935

### FOR SALE

**ANALOG AMPEX & SCULLY PARTS SEQUOIA ELECTRONICS**  
(408) 363-1646 FAX (408) 363-0957

**D.L. MARKLEY & Associates, Inc.**  
CONSULTING ENGINEERS  
2104 West Moss Ave.  
Peoria, Illinois 61604  
(309) 673-7511  
FAX (309) 673-8128  
Member AFCCE

**CHAN & ASSOCIATES**  
Strategic Marketing • Public Relations • Advertising  
1307 Shadow Lane, Suite C  
P.O. Box 5509  
Fullerton, CA 92838-0509  
Phone: (714) 447-4993  
Fax: (714) 578-0284  
Pager: (714) 506-1357  
Email: cghan@is.netcom.com  
CompuServe: 74601.2707  
Curtis Chan  
President

### ADVERTISING RATES

Advertising rates in BE Radio Classified Section are \$45<sup>00</sup> per column inch, per insertion, with frequency discounts available. Ads may also be purchased By-The-Word for \$1.75 per word, per insertion. Initials and abbreviations count as full words. Minimum charge is \$30<sup>00</sup> per insertion.

Call Jeff Utter at  
1-800-896-9939 or fax  
your ad to 913-967-1735.

**EXEgesis Technologies**  
Technology Consultants  
Design- Project Management- Systems Integration - Installations  
Audio, Video, Data, RF, LAN & WAN  
Kevin McNamara, President 301.865.1011  
P.O. Box 278 VOICE/FAX  
New Market, MD 21774 EXEGESIS1@AOL.COM  
E-Mail

**HAMMETT & EDISON, INC.**  
CONSULTING ENGINEERS  
RADIO AND TELEVISION  
DANE E. ERICKSEN, P.E.  
Box 280068  
San Francisco, CA 94128  
707/996-5200 707/996-5280 Fax

# AD INDEX

	Reader Page Number	Service Number	Advertiser Hotline		Reader Page Number	Service Number	Advertiser Hotline
Antenna Concepts	57	49	916-621-2015	Mediatron	52	35	498-131-83060
Audio Precision	9	18	800-231-7350	Mouser Electronics	82	69	800-992-9943
Audio Processing Tech. Ltd.	37	28	+232-371-1110	Murphy Studio Furniture	34	16	619-698-4658
Audiotronics, Inc.	87	2	901-362-1350	Musicom	47	30	908-739-5600
Autogram Corporation	81	64	972-424-8585	Neumann (USA)	13	20	
Besco Internacional	81	65	214-630-3600	NSN Network Services	48	31	800-345-VSAT
Broadcasters General Store	17	8	352-622-7700	OMB America	41	44	305-477-0974
Broadcast Software Intl	59	50	602-572-8525	Orban	23	21	510-297-2774
Broadcast Supply Worldwide	31	13	800-426-8434	Penta Labs	82	70	818-882-3872
Broadcast Technology Co.	82	67	719-336-3902	Phasetek Inc.	75	57	215-536-6648
Circuitwerk	82	68	904-331-5999	Potomac Instruments	22	12	301-589-2662
Coaxial Dynamics, Inc.	79	60	216-267-2233	Pristine Systems Inc.	81	66	864-292-0300
Computer Concepts Corp.	49	32	913-541-0900	Prophet Systems Inc.	21	11	308-284-3517
Comrex Corp.	15	6	508-263-1800	QEI Corporation	76-77	59	800-334-9154
Continental Electronics	53	36	214-381-7161	Radio Programming & Mgmt.	46	47	800-521-2537
Crown Broadcast	38	29	219-294-8000	Radio Soft	74	37	904-426-2521
Crown Satellite	60-61	76	219-294-8075	Radio Systems	35	26	609-467-8000
DGS Pro Audio	72	54	800-292-2834	Roscom	83	73	770-992-2230
Enco Systems Inc.	39	42	810-476-5711	Satellite Systems	40	43	719-634-6319
Energy-Onix	54	52	518-758-1690	Sennheiser Electronics Corp.	55	48	203-434-9190
Equi-Tech Corporation	64	39	514-597-4448	Shively Labs	83	72	207-647-3327
ESE	80	63	310-322-2136	Shure Brothers	5	5	800-25-SHURE
Fidelipac Corporation	16	7	215-464-2000	Sierra Automated Systems	63	75	818-840-6749
Harris Corp./Broadcast Div.	42-43	77, 45	217-222-8200	Silicon Valley Pwr Amplifier	75	58	408-986-9700
Henry Engineering	79	61	818-355-3656	Smarts Broadcast Systems	51	34	800-747-6278
Innovative Devices, Inc.	36	27	250-260-2861	Spacewise Broadcast Furniture	59	51	800-775-3660
Inovonics	74	56	800-733-0552	Switchcraft Inc./Div Raytheon	25	23	312-792-2700
Intraplex, Inc.	18	9	508-692-9000	S.W.R. Inc.	64	40	814-472-5436
Iteco	19	10	305-715-9410	Tannoy/TGI North America Inc.	73	55	519-745-1158
Jampro Antennas, Inc.	50	33	916-383-1177	T.C. Electronic USA	11	19	806-373-1828
JK Audio	72	53	800-JK-AUDIO	Transcom Corporation	83	74	215-884-0888
Kintronix Labs Inc.	24	22	423-878-3141	Universal Electronics Inc.	83	71	614-866-4605
Knights Communications Inc.	32	14	817-877-3037	Ute Microwave Inc.	66	41	908-922-1009
LBA Technology Inc.	65	38	800-522-4464	Ward-Beck Systems Ltd.	30	25	416-438-6550
Leitch Incorporated	7	17	800-231-9673	Warner Electric	45	46	860-585-4500
Logitek	3	4	713-782-4592	Wheatstone Corporation	88	3	315-452-5000
MacKie Designs Inc.	2	1	800-258-6883	Whitwind	80	62	510-284-8417
Mediatouch	33	15	204-786-3994	360 Systems	27	24	818-991-0360

## SALES OFFICES

### NATIONAL & INTERNATIONAL

**Steven Bell**  
9800 Metcalf Avenue  
Overland Park, KS 66212-2215  
Telephone: (913) 967-1848  
FAX: (913) 967-1900  
E-mail: steven\_bell@intertec.com

### CLASSIFIED ADVERTISING

**Walter**  
Telephone: (800) 896-9939  
(913) 967-1732  
(913) 967-1735

### WESTERN U.S.

**Sue Horwitz**  
809 South Orange Drive  
Los Angeles, CA 90036  
Telephone: (213) 933-9485  
FAX: (213) 965-1059  
E-mail: 76345,2624@compuserve.com

### LIST RENTAL SERVICES

**Lori Christie**  
Telephone: (913) 967-1875  
FAX: (913) 967-1897

# BE Radio

### EDITORIAL

**Skip Pizza**, *Editor in Chief*  
**Chriss Scherer**, *Editor*  
**Brad Dick**, *Editorial Consultant*  
**John H. Battison, P.E.**, *Technical Editor, RF*  
**Dawn Hightower**, *Senior Associate Editor*  
**Deanna Rood**, *Associate Editor*  
**Jim Saladin**, *Associate Editor*  
**Tom Cook**, *Senior Managing Editor*  
**Carl Bentz**, *Directories Manager*

### ART

**Stephanie L. Masterson**, *Art Director*

### BUSINESS

**Raymond E. Maloney**, *President*  
**Cameron Bishop**, *Senior Vice President*  
**Dennis Triola**, *Publisher*  
**Eric Proffit**, *Marketing Coordinator*  
**Kathy Lewis**, *Advertising Coordinator*  
**Annette Hulsey**, *Classified Advertising Coordinator*  
**Doug Conrod**, *Corporate Art Director*  
**Barbara Kummer**, *Circulation Director*  
**Leann Sandifar**, *Circulation Manager*  
*Customer Service: 913-967-1711 or 800-441-0294*

### TECHNICAL CONSULTANTS

**Jerry Whitaker**, *Contributing Editor*  
**Yasmin Hashmi**, *International Correspondent*  
**Stella Plumbridge**, *European Correspondent*  
**Russ Berger**, *Broadcast Acoustics*  
**Dane E. Ericksen, P.E.**, *Systems Design*  
**Donald L. Markley**, *Transmission Facilities*  
**Harry C. Martin**, *Legal*  
**Curtis Chan**, *Audio/Video Technology*  
**Kevin McNamara**, *Computer Technology*

### MEMBER ORGANIZATIONS

Sustaining Members of:  
• Acoustical Society of America  
• Audio Engineering Society  
• Society of Broadcast Engineers  
Member, American Business Press  
Member, BPA International



**BE RADIO** (ISSN 1081-3357) is published bimonthly (except an additional issue in August) and mailed free to qualified recipients by Intertec Publishing Corporation, 9800 Metcalf, Overland Park, KS 66212-2215. Non-qualified persons may subscribe at the following rates: USA and Canada, one year, \$30.00; all other countries, one year, \$35.00 (surface mail), \$70.00 (air mail). Periodicals postage paid at Shawnee Mission, KS, and additional mailing offices. Canada Post International Publications Mail (Canadian Distribution) Sales Agreement No. 0956244.

**POSTMASTER:** Send address changes to **BE Radio**, P.O. Box 12937, Overland Park, KS 66282-2937.

**BE Radio** is edited for corporate management, technical management/engineering and operations and station management at radio stations and recording studios. Qualified persons also include consultants, contract engineers and dealer/distributors of radio broadcast equipment.

### SUBSCRIPTIONS

Authorization to photocopy items for internal or personal use, or the internal or personal use of specific clients, is granted by Intertec Publishing provided that the base fee of U.S. \$2.25 per copy, plus U.S. \$0.00 per page is paid to Copyright Clearance Center, 222 Rosewood Drive, Danvers, MA 01923. The fee code for users of the Transactional Reporting Service is ISSN 1081-3357/1997 \$2.25+00.00.

For those organizations that have been granted a photocopy license by CCC, a separate system of payment has been arranged. Prior to photocopying items for educational classroom use, contact CCC at 508-750-8400.

Organizations or individuals with large quantity photocopy or reprint requirements should contact Cherie Wood, 913-967-7212. Microfilm copies of **BE Radio** are available by calling/writing UMI, 300 North Zeeb Rd., P.O. Box 1346, Ann Arbor, MI 48106-1346. Phone: 313-761-4700 or 800-521-0600.

### CORRESPONDENCE

Editorial and Advertising: 9800 Metcalf, Overland Park, KS 66212-2215. Phone: 913-341-1300; Edit. Fax: 913-967-1905. Adv. Fax: 913-967-1904.

© 1997 by Intertec Publishing.  
All rights reserved.



## Optical recording

By Skip Pizzi, editor in chief

Consumer audio recording seems poised to make a major shift from predominantly linear to non-linear (or *random-access*) storage media, including the capacity for recording. Like other recent format shifts, this consumer-industry conversion will have some resonance in the professional broadcast environment.

The development of random-access (i.e., disk) recording has been spurred by the desktop computer, in which files are typically stored in non-contiguous fashion. Such storage systems have been developed using magnetic and optical techniques. The large capacity required by digital audio files and the preference for removable media favors optical disk media, which offers greater storage density and robustness at the expense of slower access times. For these reasons, magnetic disks are preferred during non-linear *production*, but optical makes more sense for long-term storage and distribution of finished audio.

### CD-R

Although it has not yet made significant penetration into the consumer audio market, the recordable CD (CD-R) has a number of applications in radio broadcasting facilities. CD-R is a write-once format and it is compatible with standard ("Red Book"-format) CD players, making it ideal for archiving and small-scale (10 copies or fewer) distribution.

Audio CD-Rs can be made on stand-alone audio CD recording decks or on writable CD-ROM drives as peripherals to desktop computers ("CD burners"). If the audio is already stored on a DAW, the computer CD drive makes the most sense. When source audio is coming from a live or linear medium, the stand-alone CD recorder may be more appropriate. Of course, the computer drive allows any kind of multimedia CD-ROM data to be recorded (typically at a speed less than real time for audio playback), while the CD recorder provides only real-time, 16-bit/44.1kHz digital audio recording capability. Computer CD-burner drives are also about one-third the cost of the stand-alone CD-R decks.

The latest standards governing CD-Rs are covered under "Orange Book II" documents. Although CD-Rs are write-once disks, with Orange Book II hardware they are "multisession" capable. This means that audio can be added to the CD-R in a number of separate recording

sessions rather than in a single, continuous pass. But in order for the CD-R to be playable on standard CD players, a Red Book table of contents (TOC) file must be recorded on the disk. This serves as a file directory for the CD player and once it's recorded, it cannot be updated.

No audio can be erased from a CD-R disk, but some recorders allow certain cuts to be ignored by Red Book players by simply not including them in the TOC. This is tantamount to erasing these cuts, although it does not recover the recording time used by them. A few professional CD *players* are also Orange-Book compatible, meaning that they act like multisession CD recorders by reading CD-Rs without a Red Book TOC. This allows

users to keep a CD-R "open" by continuing to add cuts to the disk on a CD-R recorder until it is full.

Like regular audio CDs, the CD-R's maximum capacity is 74 minutes of audio (or 99 cuts). Blank CD-R media is available for around \$10 per disk.



The Marantz CDR620 is an audio CD recorder with a SCSI-II interface.

### CD-RW

A new variant on the CD format is now emerging, called the *rewritable* or *erasable CD* (CD-RW).

It allows multiple recordings and erasures, but it is not compatible with regular CD players, either optically or in its file format.

This is why CD-RW will not compete with CD-R for broadcast applications, but it may rival removable magnetic disks and drives, such as the ZIP and JAZ systems.

### DVD

The next movement in optical recording is expected to come from the *digital versatile disk* (DVD). DVDs are also 4.7-inch disks like CDs, but they use red (as opposed to the CD format's infrared) lasers, and offer the option of double-layer and double-sided recording. This provides an increase in storage capacity from the CD's 680MB to anywhere from 4.7GB (single-sided, single layer) to 17GB (double-sided, double layer) per disk.

The first DVD disks are already on the market, in a prerecorded, playback-only format, primarily intended to compete with VHS tapes for movie rental. In 1998, the DVD-ROM format should debut, which will include write-once recording. The DVD-RAM disk will follow, providing erasable storage at the same disk capacities.



## THE FUTURE OF RADIO IS HERE NuStar is ON-AIR

Cleaner, Clearer, Quieter  
DIGITAL AUDIO IS THE DIFFERENCE

The sonic quality of WEGR-FM in Memphis is really very good and it just got better. Their NuStar 3000 Series installed quickly and operates flawlessly. The Morning Wake-up Crew, TIM, BEV, and BAD DOG are pictured above at the control surface. Tim Spencer (P.D.) says "The great thing about it is that it's Digital, but operates like the regular Board we're used to. We feel that's important because with the new console, our staff hasn't had any operator miscues at all. The transition was seamless."

### - AND IT'S READY FOR YOU AND YOUR STATION -

With new equipment technology and your air time on the line  
The Name You Can Trust To Deliver Is:

 **AUDITRONICS**

3750 Old Getwell Road, Memphis, TN 38118 USA  
Telephone: (901) 362-1350 FAX: (901) 365-8629  
[www.auditronics.com](http://www.auditronics.com) E-Mail: [sales@auditronics.com](mailto:sales@auditronics.com)

# DIGITAL

is HERE \*

IN { ANALOG  
32 kHz  
44.1 kHz  
48 kHz } \* { 48 kHz  
44.1 kHz  
32 kHz  
ANALOG } OUT



\* The D-500 Digital Audio Console.  
Ready Now... PLUG IT IN!

315-452-5000

 Wheatstone Corporation

Circle (3) on Free Info Card