

Broadcast ENGINEERING[®]

THE JOURNAL OF DIGITAL TELEVISION[®]

Your Guide to NAB!


NAB 2000

- DTV Answer Book
- DTV Marketplace and Sneak Peeks
- More than 300 New Products
- Detailed Floor Maps



#BXNCFHL AUTO ***** 5-DIGIT 83155
#02291789# 9999 39 02 BE Q 0533
J R MEYERS PRES
UNITED RADIO NETWORK
6700 SW 75TH AVE
MIAMI FL 33155-4473

How Do You Handle DTV Surround Sound and TV Stereo at the SAME TIME?




with **ONE FINGER!**

The TV-1000 Live Television Audio Console
from WHEATSTONE CORPORATION.
With 5.1 + 2 Surround Sound.

600 Industrial Drive, New Bern, North Carolina 28562
tel 252-638-7000 / fax 252-637-1285 / sales@wheatstone.com





We provide total DTV product solutions.
Not that the GM needs to know that.

If, in meeting all of your DTV needs, we happen to lighten your load a bit, so be it. We'll keep it our little secret. Harris is your most experienced, most reliable choice for proven digital solutions at every point in the air chain. We've delivered more DTV transmitters, encoders, PSIP and monitoring systems than any of our competitors. And now Harris offers MASTERplus™, software-based HD master control that actually replaces 13 pieces of equipment, and LINKplus™, an ATM STL. Simple, cost-effective solutions. Like our modular encoding systems and DATAplus™, for maximum use of your bandwidth. Future-proof DTV products. Your choice of migration paths. The industry's best support. From Harris. All of a sudden, work's much easier to swallow.

next level solutions

WIRELESS
BROADCAST
GOVERNMENT
NETWORK SUPPORT

1-800-4-HARRIS ext.3037 ■ www.harris.com/communications

HARRIS

Circle (104) on Free Info Card
www.americanradiohistory.com

complete the picture™

▼ DIGITAL ASSET MANAGEMENT



▲ MPEG PRODUCTION/DISTRIBUTION

▼ HD ACQUISITION



▲ NETWORKING

HD or SD? SX or DV? MPEG? Film? Video? If you're in broadcast or production, Sony can help complete the picture for your application. Based on your existing equipment. Your business realities. And your idea of where

you want to go. We'll help you complete your acquisition picture. With the right solution for events of any magnitude. With 24P, 30P or 60i HDCAM® camcorders, the defacto leaders for HD acquisition. Digital Betacam® equipment, the high-end SD production choice. Or Betacam SX® and Betacam SP® gear, for news acquisition and MPEG system migration with the new MPEG IMX™ VTR that plays back all Betacam® format tapes. Building on our 1/2" legacy of leadership – and keeping our lasting commitment that nobody gets left behind.

We'll work together to complete your picture in video and film. With a total HD 24P solution: camcorders, switchers, editors, DME, telecine and HD displays. A complete system that gets film to video, and back again. And transforms video to data.

We'll even help you to better manage your assets. By repurposing archival programming and moving content into multiple distribution channels. Achieving new revenue streams from multicasting and webcasting.

Sony's commitment is to helping complete your picture. If we don't make what you need, we're working with other companies that do. It's a collaborative process – and no one can complete the picture without you.

COMPLETE
THE
PICTURE

SONY

1-800-472-SONY Ext. CTP
www.sony.com/NAB2000

IN THIS ISSUE



Features

Special Report: NAB Preview

62 DTV Answer Book

By BE Staff

Our panel of experts help put you on the path to a successful DTV transition.

126 DTV Marketplace

By BE Staff

A preview of the latest digital offerings.

236 Sneak Peaks

By BE Staff

A look at hundreds of potential solutions for your facility.

276 FASTtrack

Beyond the Headlines

NEWS

- 14 Big screen in the Big Apple
- 16 New PSIP features proposed
- 22 DOD sent packing
- 24 FCC rejects COFDM petition
- 26 Motorola patches

FCC UPDATE

- 30 FCC denies Sinclair DTV petition

EXPERT'S CORNER/VENDOR VIEWS

- 34 Virtual sets in your future?

Digital Handbook

TRANSITION TO DIGITAL

- 40 MPEG systems

COMPUTERS AND NETWORKS

- 46 ISDN vs. DSL

ASK DR. DIGITAL

- 58 Disk drive differences

(continued on page 8)



ONCE YOU CHOOSE A "CLOSED"
DTV SYSTEM, IT CAN BE DIFFICULT TO
GET OUT!

DIVICOM DTV SOLUTIONS FOR ATSC
ARE TRULY OPEN AND FLEXIBLE.

DTV is in its infancy. As the market matures, you're going to want the flexibility to grow with it. Choose a rigid, proprietary solution and you're stuck. However, with our open MPEG-2 solutions, you'll remain free to evolve your systems and services by integrating best-of-breed elements to meet your future needs.

The powerful hardware architecture of our MediaView™ family of SD and HD encoders enables you to meet future requirements through software upgrades. Should you later offer new services to generate additional revenues, our high-performance MPEG-2 compression technology enables you to better utilize existing bandwidth while maintaining optimum signal quality.

As the leaders in open solutions for digital television, we offer a robust portfolio of encoders, multiplexers, data broadcasting products, network management systems, DSNG/ENG solutions, and flexible integration and support services. If you're ready to get into DTV and know you're going to need the freedom to move with the market, call your DiviCom representative today or visit our web site.

www.divi.com

North America +1 408 944 6700
Europe/France +33 1 4862 9212
Europe/UK +44 1753 714 367
Latin America +1 561 692 1131
Asia Pacific/HK +852 21921799



DIVICOM™

Open Solutions for Digital Television

DVB • ATSC • HDTV • SDTV • 4:2:0 • 4:2:2



Systems Design & Integration

SYSTEMS DESIGN SHOWCASE

- 296 Scripps Network Center
- 302 NEP Supershooters

TRANSMISSION & DISTRIBUTION

- 308 The basics of maintenance

PRODUCTION CLIPS

- 310 Repurposing video and audio for the Web

New Products & Reviews

APPLIED TECHNOLOGY

- 316 Modifying klystron transmitters for DTV
- 318 Pixelmetrix's DVStation: Monitoring the digital broadcast chain

FIELD REPORTS

- 320 USA Network's squeezeback strategy

TECHNOLOGY IN TRANSITION

- 324 Chemistry for television ... or batteries for broadcast

BUSINESS WIRE

- 326 Business highlights from broadcast and production



Departments

- 10 Editorial
- 12 Reader Feedback
- 337 Classifieds
- 344 Advertisers' index
- 346 EOM

ON THE COVER: *The Network Control Room supports the origination of three networks and employs Philips Media Pool servers and automation systems, A StorageTek Powderhorn archive system and Miranda Kaleido monitors. Photo by Robert Wolsch Designs.*

WEBSITE DIRECTORY

www.broadcastengineering.com

Feature Articles

Departments

New Products & Reviews

Classifieds/Jobs

Marketing/ Advertising

Reader Resources

- Editorial calendar
- Article archives

Contact the Editors

Questions? Contact:

Jim Saladin
jim_saladin@intertec.com
 913/967-1905 fax

FREEZE FRAME

A look at the technology that shaped this industry.

Do you remember?

Name the object in the center of the photo and the process being shown on the December 1985 *Broadcast Engineering* cover. Correct entries received by tax day (April 15, 2000) will be eligible for one of the *Broadcast Engineering* T-shirts. Send your entry to brad_dick@intertec.com



Has your station arrived?



No one will bring you to the new era of broadcast success faster than Louth.

When getting from here to there means reaching a world of DTV, multi-channels, global networks and seamless automation, Louth is just the ticket. After all, our integrated approach means your station's complex challenges are simplified through the benefits of a true single source solution. With Louth, you'll have a cohesive strategy, a defined migration path, and the security of moving your initiatives forward with the products, expertise, and innovations of the industry leader. Find out why the world's leading broadcast organizations are on board with Louth. Visit our website at www.louth.com or call us, 650.843.3665. You'll see. We make great traveling companions.

Get on the right track. Visit www.louth.com



See us at NAB Booth L2623.

Circle (106) on Free Info Card

www.americanradiohistory.com

Worshiping cable

I'm never amazed at the audacity of politicians to reinvent history. Fraudulent claims, broken promises and out-and-out falsehoods are all too common. You can't turn on TV or radio without finding a politician making extravagant claims of "Look what I've done for you lately."

Before you think I'm getting off the mark and talking about Gore, Bradley, McCain or Bush, I'm not. I'm talking about the great industry savior on the Potomac, Mr. William Kennard.

In his most recent look-what-I've-done-for-you-lately ranting, he once again claims to have saved the industry with his leadership. "In January, I urged the industries to accelerate and complete negotiations to resolve four major issues that were delaying digital television sets that connect directly to the cable system, and, therefore, the transition to digital TV," said Kennard. He continued, "So, last month, I stated that if the industry could not reach agreement, I would recommend that the Commission write rules to protect the public and *speed the digital TV transition.*"



Kennard helping to speed the digital TV transition? I can't think of anyone who's done more to slow the digital TV transition than our fearless chairman. For him to lay claim to speeding the DTV transition is not only a lie, it's a damnable lie!

The FCC continues to run away from taking the very steps that would ensure a rapid and successful DTV implementation. It even refuses to force set makers to use a common DTV receiver performance definition. The result is that consumers are faced with confusing and misleading statements about what an HDTV receiver really is. Kennard's obviously satisfied with using Clinton speak, "Depends on what your definition of 'is' is."

The Commission's most scandalous inaction has centered on cable. For almost three years, Kennard and his cronies have allowed the cable industry to drag its heels on digital must-carry and other broadcast technical issues. Yet Kennard still wants us to

believe he's providing leadership in resolving industry issues. Spare me the lies.

While the rest of the world is going merrily along implementing DTV on a fast-track basis, Kennard continues to protect cable from the costs of DTV. His actions are hurting consumers and slowing the very process he claims to want. If cable had to spend the same kind of money on DTV that broadcasters have, Kennard wouldn't be so quick to claim credit for his marketplace solutions.

NAB hit the nail on the head recently in a joint letter to Kennard concerning cable's continuing refusal to carry broadcasters' DTV signals. The letter notes a recent NAPTE poll showing that 78 percent of broadcasters want the (DTV) transition to be delayed. The letter also notes that with 119 DTV stations on the air, covering 61.3 percent of the country, only two DTV stations' signals are being carried on cable. The letter referred to Kennard as having accorded cable "sacred cow status." Based on his actions, I'd put it more strongly. When it comes to protection from regulation, Kennard sucks up to cable like a newborn calf to a wet teat.

Once again, Mr. Kennard, these issues need leadership and you continue to prove you're incapable of providing it.

Brad Dick

Brad Dick, editor

Send comments to:
 direct: brad_dick@intertec.com
 website: www.broadcastengineering.com

Solving the Digital Puzzle



Your Complete Monitor Wall in a Single Display

- ◇ 4:3 / 16:9 aspect ratio
- ◇ Analog / Digital / Computer Inputs
- ◇ User Defined Layouts
- ◇ Compact / Light / Low power



Kaleido

Virtual Monitor Wall Processor



Photograph of the WETA-TV broadcast control room. D.C. Master Control provided by broadcast designer and integrator Communications Engineering, Inc. (CEI) Newington, Virginia (www.comeng.com)

Circle 107 on Free Info Card



Subscribing online

Either I'm really dumb or the information isn't available on your site. I received a letter from your publication saying that I could renew on the Internet. Went to the site www.broadcastengineering.com — under what category would you place renewals?

M.S. GRUPP, OPERATOR
WPXI TV
PITTSBURGH

Editor replies:

Actually, you're not dumb, and the information is on the website. First, go to "Reader Resource." Then click on "Subscription Information." There, you will be given a link to a subscription form page (www.intertec.com/forms/subforms/be.htm).

No support for MIPS

To: Brad Gilmer:

In your article you stated that Windows 2000 will only run on "Intel x86." Could you clear this statement up for me? Did you mean that it will not support Intel clones (AMD, Cyrix, etc.), or did you mean that it will not support Alpha, MIPS, PowerPC?

SEAN SCOTT
SOFTWARE ENGINEER, NAVIDEC

Gilmer responds:

Thanks for the question Sean. I received several comments on that column where readers asked for confirmation that the new Windows NT — now

called Windows 2000 Professional — does not run on MIPS or DEC machines. I contacted Microsoft, for verification and unfortunately, it seems to be the case. A Microsoft product manager said, "Windows 2000 supports Intel clones such as AMD, Cyrix, etc. "We had support for DEC Alpha and MIPS in previous versions. DEC dropped support for Alpha. This was widely covered a couple of months ago. The market for MIPS chip sets went away a long time ago."

So the answer from Redmond seems to be that, if you want to upgrade to Windows 2000, you will have to change machines. I believe Linux is available for both of these platforms.

Sorry the news is not more positive.

Tower co-ops

Editor:

Can you please enlighten me as to how many groups you have heard of combining forces to construct a community DTV tower, and where these groups might be located? I do know that DTV Utah was formed by KSL and seven other local broadcasters to get all of them on the air by the FCC date.

Any info you might have as to other stations doing this would be helpful to me, as there is some thought here in the Albany, NY area to a project such as that.

TOM McCABE
TOMCDI@AOL.COM

(Readers can contact Tom directly at his email address with suggestions and help in the community tower question.)

BE archive?

From the BE website:

Dr. Digital Has a few good things to say. Is there an archive online or do I have to go searching through old issues of BE to research info?

Dr. Digital responds:

The BE website contains an online archive of more than two years worth of articles and columns. To access these nuggets of information: Go to the website and click on "Archives." The material is broken down first by year and month, then by features and columns. You can find Dr. Digital under "More columns and features." Click there and you'll find the "Digital Handbook," under which that month's Dr. Digital column is carried.

Broadcast Engineering's website is among the most complete archival resource on broadcast and production technology out there, so give it a look. Thanks for the question.

Preparing for tomorrow

From the website:

As an engineer working in a college I need to prepare for the transition to digital. How do my staff and I adequately prepare ourselves for the future of television and radio?



Editor replies:

Good questions. First, you're doing the right thing by reading Broadcast Engineering magazine. You'll always be up to date on the latest technology if you continue reading BE. Second, check with your local SBE chapter. You should be attending the meetings. If nothing else, you'll get to tour the local radio and TV stations, which are always good training experiences.

Finally, consider getting SBE certified. Just studying for the certification tests will help you confirm your own skills. When you pass, you'll have confidence that you're ready to face today's transition to digital. ■

THE ONE

Visit our website
and register to win a
DVD player at NAB!

Format Converter That Does It All

The Best Picture Always

- **PIXELCOMP™ Motion Compensated De-interlacing**
- **Gamma Correct**
- **Colorspace Conversion**
- **Advanced 3:2 Pull-down Detection**
- **32 Point Interpolation**



www.teranex.com

Call for more information: **(407) 517-1086** ■ 7800 Southland Blvd., Suite 250 ■ Orlando, FL 32809

Circle (108) on Free Info Card

Visit us at NAB 2000, Booth # L3723

www.americanradiohistory.com


News

Big screen in the Big Apple

BY LARRY BLOOMFIELD



While Texans may have their fair share of things to brag about, when it comes to the world's largest video "super-screen," the rights of bragging pass to New York City, where a super-bright, high-resolution, nine-story-tall, quarter-acre (10,736 square feet of viewable picture) display device hangs from the cavernous walls of Times Square. Residing on the exterior of the Nasdaq Communications Center at the southeast corner of Seventh Avenue at West 43rd Street in Times Square, it is promoted as being the biggest TV screen anywhere.



At 88-feet by 122-feet, the superscreen display on the Conde Nast building in New York is described as the world's largest outside video screen.

Dwarfing other devices of its type, this computer-driven super-screen device displays full-motion video and computer-generated graphics with amazing clarity, producing a palette of 1.07 billion colors achieved by 1024 gradations per color, full-spectrum, of crisp, clean and clear text, graphics and video.

Not exactly an NTSC or HD aspect

ratio, this 88-foot by 122-foot behemoth uses a total of 18,677,760

red, green and blue light-emitting diodes (LEDs) with a pitch of only 20mm and a 120Hz screen refresh rate. The blue LED is a recently perfected Japanese crystal combination that can produce a good quality blue light. The pixel count exceeds that of the best HDTV transmissions with 2,334,720.

Many outdoor display devices suffer in bright sunlight. This is not the case with the world's biggest; it produces more than 5000 candelas per square meter, which allows the display to be as bright in direct sunlight as at night.

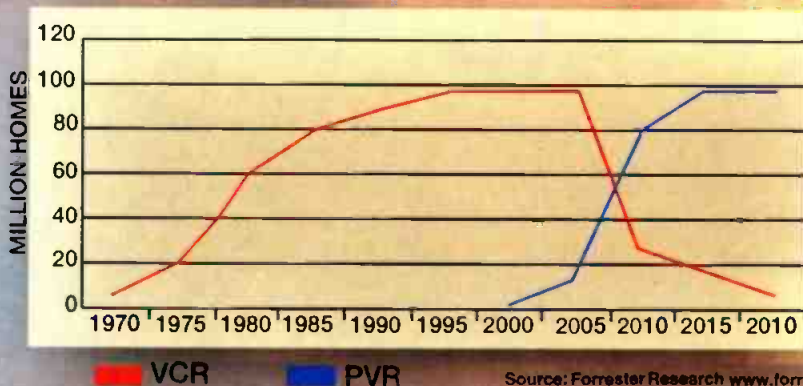
Along with its modular construction, the LED approach permits the screen to be form fitted to its location on the front of Times Square's new Conde Nast building. This mega-screen is over twice the size of the previous record holder, which was a 50-foot by 100-foot screen of this type that SACO did for the Irish rock group U2.

FRAME GRAB

A look at the issues driving today's technology.

Personal video recorders to kill the VCR

The meteoric rise of PVRs will doom the VCR to museum status



Building Your Applications On A Solid Storage Foundation

Market-leading reliability, image integrity and performance make Sierra's family of advanced storage solutions the uncompromised foundation for all of your imaging applications.

Sierra provides uncompressed storage solutions that seamlessly integrate into your applications for film mastering and telecine, film restoration and fixing, computer I/O and networking, on-line editing, or all of the above.

Sierra's storage solutions offer unprecedented flexibility. High Definition and Standard Definition... Open Ended Architecture... Switchable Formats... Video, Film or Data.

With Sierra you can build a solution that fits your needs, and continue to build as your needs grow to the next level.



3427 Goni Road, Carson City, Nevada 89706 USA
Voice: 775.886.5050 or 800.400.8002
Fax: 775.886.5060 • www.sdlabs.com



da vinci company

See us at NAB Booth #S5515
Sands Convention Center

Circle (230) on Free Info Card
www.americanradiohistory.com

Unlike other display devices, this kind of large screen device is constructed of lightweight, five-inch-thick panels, weighing in at 12 pounds per square foot and can be made to conform to flat, curved, spherical and even custom surfaces. Should the lease run out or should you want to move the super-screen; not a problem. The lightweight, modular construction allows for extreme versatility, portability and ease of installation. This feature is very popular with traveling concert groups who like to have large screen displays to enhance their performance.

The Times Square super-screen and other displays of this type are built up from millions of discrete, individually energized red, green and blue light-emitting diodes (LEDs). The recommended distance from most NTSC television viewing is eight screen heights and three screen heights for HDTV. This is called "viewing angle." By virtue of its construction and geometry, the super-screen should offer a far better, clearer resolution and a greater viewing angle than any type of project- ed or cathode ray tube (CRT) display.

Most large screen presentations de-

generate when you get around to the sides. Because of the construction of these LED screens, it is possible to get nearly all the way to the right or left extremes, off center, before any appreciable degradation in color or sharpness can be perceived. This is why they can be wrapped around buildings or

This mega-screen is over twice the size of the previous record holder.

other structural contours without any significant loss in quality

Maintenance is always a big consideration when acquiring any piece of equipment. With life expectancies of over 11½ years (100,000 hours), which is nearly twice that of the industry standard, replacement maintenance is not an issue. Most display devices have a certain amount of dimming typically associated with them as the result of aging; not so with LEDs. Worst case is only 15 percent degradation.

It was mentioned that the Times Square mega-screen was not in any of the standard television formats. That is not an issue as these LED display devices can be fabricated in any format desired. Because it is driven from a standard video or SVGA computer source and uses "intelligent controllers," the images can be configured into any aspect ratio or display size the user may wish. The computer interface allows the display to be divided virtually to produce multiple images, picture-in-picture, and graphic special effects mixed with video. Because of the very nature of its construction, additional panels can be added to expand the screen size as needed or desired.

As a promotional device or for advertising purposes, this is a very item and will most likely find its way into not only sporting venues or on concert tours, but also as a way to show the public what you've got on your station.

For more information visit SACO Smartvision's website at www.smartvision.com ■

New PSIP features proposed

One of the latest wrinkles in the DTV fabric comes from ATSC in their second amendment to "Doc. A/65" — The Program and System Information Protocol for Terrestrial Broadcast and Cable, or PSIP, for short. The T3 working group and full ATSC membership have concluded their respective deliberations and balloting. So what makes Amendment #2 so special?

It's called "Directed Channel Change" (DCC). DCC, which will work in conjunction with PSIP, would permit broadcasters, cable operators or other system operators the means by which they can "steer" viewers between linked, alternative program streams. Viewers have the decoder before it will work, and this new system only works if the viewer volunteers information that would be programmed into their equipment en-

abling "the control of the functionality of their set."

Broadcasters have always looked for ways to target specific localized programming, news, advertising and emergency information to specific audiences. A joint venture of Tribune Broadcasting and the Fox Network, the DCC technology adds system information to a transport layer within the MPEG bitstream that can focus different kinds of program material to different audiences, providing the receiver was appropriately equipped and the viewer gave his consent.

The idea is to provide program providers with the ability to enhance program content with alternative choices that can be selected directly or be automatically selected in the display system, based on information that the viewer has provided indicating their specific or special interests.

It allows the person or service operating the system to call the attention of the viewer to content which the pro-

gram distributor has categorized and the viewer has elected to receive, when available.

This DCC innovation provides broadcasters and system operators a great deal of flexibility in programming the DTV multiplex to provide content delivery services to targeted audiences. DCC is designed to be useful on display systems that implement PSIP without requiring additional, complex data processing capability.

A DCC request is a trigger event sent within the PSIP stream of the DTV multiplex that will cause a DCC-capable DTV receiver to select a different virtual channel from that to which it is already tuned. Depending upon the kind of DCC request, the change to a different virtual channel can occur without intervention by the viewer, if, and this is important, the viewer has enabled the capability by providing required information during a setup process or during operation of the display. Alternatively, the change can

DV 8. DV 12.

Perfect balance despite the ups and downs ...



...of electronic reporting.

Compact digital cameras have become hugely popular. They are fast, light and highly versatile. But do they ensure a smooth take? How do you prevent vibration? What about fast panning? Special applications? Or shooting in dreadful weather conditions? You'll find that Sachtler provides the support you never had before for a digital camera. And including all the things you

expect from Sachtler: fluid damping in five steps, touch and go for speedy changes of location, and highly sensitive counterbalance – also in five steps.

You need to use a heavy lens? Or a lighting system? DV 8 and DV 12 have a carrying capacity of up to 10 kg/22 lb and 12 kg/26 lb. Even fast panning won't spoil your report.

DV 8. DV 12. Because you have so much to report.

sachtler
corporation of america

55, North Main Street, Freeport NY 11520
Phone: (516) 867-4900
Fax: (516) 623-6844
www.sachtler.de
3316, West Victory Blvd., Burbank, CA. 91505
Phone: (818) 845-4446



Every scene is seen better
with a Sachtler.

Circle (110) on Free Info Card

See us at NAB Booth #L12348

www.americanradiohistory.com

take place under direct control of the viewer, if, for instance, the viewer uses his or her remote control device.

To enable the automatic carrying out of a DCC request within a receiver equipped to handle this system, the DTV viewer will be required to provide personal information to the display system. This may be done through an interactive setup session or may be done while using the DCC system, as different viewing options become available. The information provided by the viewer to the system interface or receiver, will permit the unit to determine which, if any, alternate virtual channel the viewer's TV should display upon receipt of a request. This selection will take place through comparison process, which matches the viewer information with categorization information or other selection criteria sent by the broadcaster or system operator. There are also forms of DCC request that enable real-time viewer selections among alternate program streams, such as the alternate camera views of a sporting event DTV is capable of.

A switch from a currently viewed virtual channel to another virtual channel may be done when the system recognizes any one of eight categories of trigger information. The trigger information may be seen by the sys-

This DCC innovation provides broadcasters and system operators a great deal of flexibility in programming the DTV multiplex.

tem individually or may be used in combination. The first four categories of the eight are required as minimal to support the DCC system here in the U.S. They are the unconditional switch; postal code, zip code or location code; program identifier; one of eight user categories; demographic; subject con-

tent; authorization level; and content advisory value.

In addition to these eight, criteria include groups of viewers into a DCC request. Several of the criteria may also be used to exclude viewers from inclusion in a request. Instead of listing many zip codes for inclusion of viewers in a DCC request, the reverse approach may be used to specify the group of viewers not included within a group of zip codes.

In addition there are two other DCC request actions have also been defined: an action to be taken upon a viewer switching away from a channel, and an action to be taken upon a viewer switching into a channel.

The broadcaster may specify more than one type of selection criteria within a single DCC request. For example, it is possible to specify several individual zip codes by employing the loop structure within a DCC table.

An unconditional switch would cause all viewers' channel, regardless of any other DCC selection criteria selected within their receiver, to switch to a specified virtual channel. A po-

The Broadcast Fiber Optic System That Does Just About Everything



VIPER II™

The most widely used fiber optic system for television production and distribution just got better. With the most advanced electronics, electro-optics and packaging, the Viper II meets all challenges in your facility's video, audio and auxiliary communications. Name your fiber application—pre-fibered facilities, STLs, remote broadcasts, mobile field production, video backhaul, metropolitan video links—the Viper II handles the job.

- Multichannel video & audio
- HDTV serial digital video;
19.4 Mbps to 1.5 Gbps
- 601 serial digital video
- Wideband NTSC/PAL video
- 24-bit digitized audio or AES/EBU
- Intercom, 2-wire or 4-wire
- Data, including RS232, RS422, CCU
- Universal 16-slot card cage
- Rack mount or "throw down" modules

It's not just a broadcast system, it's a multifaceted tool that's flexible, affordable, and easy to use. It's the reason why more facilities that choose fiber, choose Telecast.



The world leader in fiber optics for broadcast production
(508) 754-4858 • www.telecast-fiber.com

**E-N-G made the truck.
AdvancedTech integrated the compact DSNG system.
Tiernan made it possible.**



Craig Claytor
Engineering Manager
AdvancedTech
Communications, Inc.

When E-N-G Mobile Systems wanted to combine DSNG with the terrestrial microwave capability of their compact ENG vehicles, top performance in minimal space was paramount. So, they turned to AdvancedTech Communications, a leading systems integrator and developer of an ultra-compact, packaged, mobile DSNG system.

AdvancedTech's Craig Claytor says it all: "Being able to use Tiernan's TE300A MPEG-2

Encoder-Modulator and TDR777 DVB IRD made all the difference in the world. Fitting both into only 3 RU rack space is a dream come true. Their high level of performance and reliability, and Tiernan's exceptional customer service make that dream a reality our customers can trust."

To see how the industry's most comprehensive range of MPEG-2 equipment makes it possible for you to have the DSNG or HD/SD studio systems of your dreams, contact Tiernan today.



Tiernan's TE300A Encoder-Modulator and TDR777 IRD support exceptionally compact DSNG systems.



E-N-G
OmnLink 2000
ENG/ENG
Vehicle

TIERNAN
Communications

5751 Copley Drive, San Diego, CA 92111 USA
TEL: +1 858 587-0252 • FAX: +1 858 587-0257

EMAIL: info@tiernan.com • WEB: <http://www.tiernan.com>

Leaders in Digital Television

Tiernan Communications Limited
8 Oriel Court, Omega Park • Alton GU34 2YT England
TEL: +011-44-1420-544-200 • FAX: +011-44-1420-88999

Visit us at NAB 2000. Booths S4162 and OD206

Circle (112) on Free Info Card

www.americanradiohistory.com



**You know digital is arriving.
But you're waiting for a solution
that is open, flexible and
covers both DTV and HDTV.**

You Could:

- A) Choose the wrong platform.**
- B) Go Panasonic.**



Panasonic's digital solutions
provide everything you need
today - without locking you

out of what you need tomorrow. An example is our new AJ-HD150
DVCPRO HD recorder. The only VTR which plays existing Mini-DV,
DVCAM, DVCPRO and DVCPR050 format cassettes in 1080i or 720p
high definition, as well as NTSC standard definition. Now you can
shoot inexpensive DVCPRO digital programs today, and be ready for
HDTV transmission tomorrow. Call us today at 1-800-528-8601. In a

digital world where there
are no limits, the future is
as wide open as Panasonic.

Panasonic[®]
Open systems. Open minds.[™]

www.panasonic.com/openmind

tential use of these criteria would be to aggregate viewers on different virtual channels to a single channel or could be used in conjunction with an emergency alert system message.

A channel change based upon the viewer's postal code, zip code or location code may be accomplished by using one or more of these criteria. Broadcasters may use these capabilities to provide targeted programming based upon a viewer's location within the viewing or coverage area.

The Program Identifier executes a channel change based upon a program's episode and version number. Use of this function would permit a broadcaster to direct a viewer's attention to a broadcast of a particular program having a specific episode and version information. If enabled, the function within the receiver would "remember" that the viewer had watched a program's previous episode/version, the system would direct the viewer to that program again upon detection of this criteria within the multiplex.

The user-specified category would allow a broadcaster to specify one of eight classifications of a program so that if a viewer pressed one of eight "viewer-direct-select" buttons on a remote control, he or she would be directed to a virtual channel airing a program having that classification. This function would permit a broadcaster to define classifications not anticipated by this standard and then permit the viewer to be directed to programs or segments having those classifications.

Demographics such as age group and gender can be selected as switching criteria.

The DCC system has designated nearly 140 categories of subject matter have been tabulated that can be assigned to describe the content of a program. The subject content can be used to initiate a channel change. A broadcaster may use this category to direct a viewer to a program based upon the viewer's desire to receive content of that subject matter. Although nearly 140 subject categories have been identified for inclusion in this revision of the specification, additional categories may be determined in the future and may be transmitted to the reference receiver through a

table revision mechanism.

In the event that a viewer attempts to switch to a virtual channel that he or she is not authorized to view, the authorization level will preclude them from doing so. The system is set up to direct the viewer to an alternative channel such as a channel informing the viewer that he or she is ineligible to view the channel the viewer attempted to tune. This is helpful if the station wants to offer pay-per-view.

The content advisory level category is similar to that described in the Authorization Level, but would redirect the viewer to a different channel providing the content advisory level in the system has been previously set above or below the value specified within the request.

A departing request descriptor may be used within a DCC signal to cause a text box to appear for a definable amount of time prior to performing a channel change requested by the viewer. The text box may be used by the broadcaster to present information to the viewer, such as plot elements remaining in the program or upcoming segment schedule information.

An arriving request descriptor may be used to signal the occurrence of an arriving request or cause a text box to appear for a definable amount of time upon arrival at a newly tuned virtual channel. The broadcaster, to bring the viewer up to this

point in time in the program, may use the text box. It could also be used to inform a viewer of a program schedule change or preemption.

Through an optional downloadable table mechanism called the DCC Selection Code Table, up to 255 content descriptions and selection codes may be delivered to DCC capable DTV receivers over the broadcast link. The table may be updated in the future to provide additional, or alternate, selection categories. An initial set has been provided within the new standard to permit a baseline capability, which may be extended, if required, by industry agreement and revision to the standard.

Through a downloadable table mechanism, data necessary for a viewer to identify important aspects of the system may also be acquired without placing stringent memory requirements upon receiver designs to accommodate potentially voluminous data useful only during setup.

The table is transmitted within the multiplex on a fairly infrequent basis - for example, no more frequently than once per hour. New category table editions may be identified by a table identification having a higher number than that currently loaded within the reference receiver.

More information on the particulars of this new system can be found on the ATSC webpage at www.ATSC.org. ■

DOD sent packing

In a meeting held earlier on January 13, in the offices of Art Money, Assistant Secretary of Defense, Pentagon officials reiterated their position that the U.S. digital television standard fails to support the "unique needs" of DOD. Among those present at that meeting were representatives from the Con-


sumer Electronics Association (CEA), ATSC, Thomson (a French firm), Zenith Electronics, Nxtwave, Dick Wiley

and a battery of lawyers. This group went to the Pentagon in an effort to reverse its stand on the current U.S. digital television (DTV) standard, 8VSB. Instead, the DOD reaffirmed its concern for the FCC-imposed 8VSB. Pentagon officials cited "jurisdictional concerns," as the only reason for removing itself from direct involvement in the civilian DTV standard.

The Department of Defense has no desire to revisit the 8VSB U.S. transmission standard adopted by the FCC.

In that January meeting, Money stated the DOD requires "DTV to support portability, mobility, and

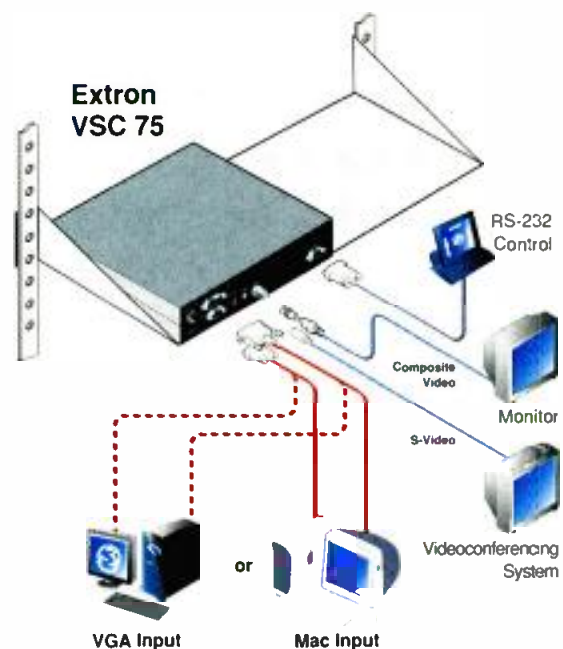
VSC 75



The Scan Converter Built To Fill The Price/Performance Gap

Extron's new VSC 75 high resolution computer-to-video scan converter includes the most popular features of our VSC 100 and is priced closer to our economical VSC 50. It perfectly fits applications like videoconferencing and computer video recording that do not require the RGB or component video output capability included in the VSC 100. The VSC 75 uses advanced digital processing to offer the following advantages:

- Converts computer images from 560 x 384 up to 1280 x 1024 @ 60 Hz down to NTSC or PAL video
- 15-pin D and HD connectors for easy connection to any Macintosh or IBM-compatible computer and local monitor
- Simultaneous composite video and S-video outputs
- Internal test pattern generator outputs color bar patterns for setting up color adjustments
- Horizontal & vertical sizing, centering/panning controls, variable zoom
- Two user-selectable levels of vertical filtering reduce flicker
- 30 factory/user presets for horizontal & vertical sizing, vertical filtering, and horizontal & vertical centering settings with autosave and auto-recall
- Rack-mountable, 1U high, 1/2 rack width, metal enclosure fits on optional 1U rack shelf
- Extron's Simple Instruction Set (SISTM) for RS-232 control via Extron's Windows®-based control program or third-party control
- 100-240VAC, 50/60 Hz, auto-switchable internal power supply



The VSC 75 part number is 60-320-01.
1U rack shelf part number is 60-190-01.

For complete details, visit Extron's website at <http://www.extron.com/product/product.asp?id=vsc75>

Extron Electronics

800.633.9876 • www.extron.com



EXTRON ELECTRONICS/RGB SYSTEMS, INC.
1230 South Lewis Street, Anaheim, CA 92805
800.633.9876 714.491.1500 FAX 714.491.1517
U.S.A.

EXTRON ELECTRONICS, EUROPE
Beeldschermweg 6C, 3821 AH Amersfoort
+31.33.453.4040 FAX +31.33.453.4050
The Netherlands

EXTRON ELECTRONICS, ASIA
+1B Kreta Ayer Road, Singapore 089003
+65.226.0015 FAX +65.226.0019
Singapore

EXTRON ELECTRONICS INFORMATION
EXTRONWEB™: www.extron.com
EXTRONFAX™: 714.491.0192
24-hour access—worldwide!

Circle (113) on Free Info Card

their petition, David D. Smith, president of Sinclair Broadcasting Group, said, "Although the Commission dismissed our petition, we welcome their larger interest and intent to investi-

file a petition with the FCC calling upon the agency to dismiss Sinclair's proposal, we commend the commissioners for today's unanimous decision. With this ruling, DTV's future is clear and paved for success. The FCC has wisely provided broadcasters, manufacturers and consumers with the certainty they need to move forward with the transition to digital television.

"Today's ruling will allow television manufacturers, broadcasters and all others involved in the DTV transition to return our full attention to what matters most -

providing consumers with the full benefits of digital television," Sharpiro said. "I hope this ruling will close the door on this issue. As demonstrated by more than 10 years of laboratory and field tests, 8VSB is clearly the best system for broadcasting digital television in the United States. And retailers report that consumers who are viewing over-the-air digital television love what they're seeing."

CEA may not have had the last word. The FCC has said it has recognized the importance of the issues raised and would seek further comment on the issue during its biennial review of the progress in DTV rollout. ■

Motorola patches

In the world of digital, a correction to a problem is often called a "patch" and Bob Stokes, director of operations at Motorola, says that his company has a "patch" for the woes of 8VSB multipath reception.

Stokes says, "Motorola supplies chips to both standards; 8VSB and COFDM. Our company led the launch in Europe for DVB. We are experienced and now have our third generation on the street. Our MCT2100 is our entry into the VSB market for ATSC and represents our first generation in VSB which is equivalent to the industry's third-generation VSB chip."

Stokes said both 8VSB and COFDM technologies are good, but both have tradeoffs. "There is no free lunch. VSB is superior when it comes to impulse noise. Threshold is superior in VSB," Stokes continued. "For mobile reception, COFDM is better under multipath conditions."

It is Stokes' opinion that in the North American market, VSB has the edge in trying to reach the maximum number of households. Stokes said, "In Europe, particularly England, where there are single-frequency operations, COFDM has advantages." Stokes compared this kind of coverage to

The FCC has said it has recognized the importance of the issues raised and would seek further comment on the issue.

gate all aspects of DTV and its fundamental failure to date. Further, we are hopeful that our continuing efforts to shed light on the relevant DTV issues affecting our industry can now be supported by the industry as a whole. We look forward to participating in this review which the Commission committed to begin within 30 days." It is no secret the ATSC and the Consumer Electronics Association (CEA) lobbied hard to bury the SBG petition. In a press release issued the same day of the FCC decision, the Consumer Electronics CEA President and CEO Gary Shapiro issued a victory statement. "As the only organization to

Looking for old articles and columns ?

Check out our Article Archives at:

WWW.BROADCASTENGINEERING.COM



IN

VIDEO:

SDI Serial Digital
Composite
Y/C
Component

AUDIO:

SDI Embedded
AES/EBU Digital
Analog Balanced



OUT

VIDEO:

SDI Serial Digital
Composite
Y/C
Component

AUDIO:

SDI Embedded
AES/EBU Digital
Analog Balanced

THE ROUTE TO DTV



DPS-470 Serial Digital AV Synchronizer

First Choice of Networks, Broadcasters & Mobile Operators

- *AV Synchronizer, Transcoder, TBC & Test Signal Generator — in one box*
- *Unbeatable combination of versatility, performance & affordability*
- *Move to digital while maintaining full analog I/O compatibility*
- *Thousands in use by broadcast & cable networks, affiliates, production facilities, mobile operators & others*

Major networks, broadcasters and mobile operators worldwide have selected the DPS-470 to interface analog sources to their new DTV facilities. 10-bit component video processing and adaptive comb filter decoding ensure maximum signal transparency. An internal audio synchronizer module accommodates four channels of analog, digital or embedded SDI audio. The flexible and versatile DPS-470 functions as an AV synchronizer, transcoder, TBC, test signal generator, VITS inserter and digital audio embedder/extractor. Nothing else offers the performance, reliability and economy of the DPS-470. Why settle for anything less?

www.dps.com
800-775-3314



DPS™



Circle (116) on Free Info Card
www.americanradiohistory.com

See us at NAB Booth #L9383

being like cellular, where frequency usage is duplicated over comparatively short distances.

Stokes said that Motorola has visited and tested problem NTSC sites. Stokes stated: "With this generation of VSB chips, the coverage at the same power level as NTSC is the same."

Stokes said the VSB chip is very much akin to the QAM technology and would require very little else in the current chip to accommodate both technologies. In reference to Sinclair's recommendation to have both 8VSB and COFDM, Stokes said, "The ability for a single chip to accommodate VSB and COFDM, however, would be nearly unmanageable, requiring a considerably larger amount of silicon real estate and coming at a much higher price."

James Farrell, Marketing Communications Manager for Motorola's semiconductor business, said, "Motorola's position is that the reception issues would be improved with new technology coming to market." Farrell thinks that the FCC's decision reflects that thinking. When asked, Farrell said,

"Motorola plans to ship its third-generation chips for DTV sets that offer improved reception in volume within the next few months so manufacturers can get products into the hands of the consumer by Christmas." Stokes said, "The tests conducted late last year in Philadelphia, Washington, D.C., and San Francisco showed that multipath is a major concern and software enhancements, not a redesign of the chip will provide a viable defense."

Ray Herring, Transmitter Supervisor at KGO-TV/DT in San Francisco, was present during Motorola's San Francisco testing. Herring said, "I was impressed with Motorola's chip. The equalizer was working very hard in the multipath conditions."

Addressing the various test situations, Herring said, "We found that all three: Motorola, the RCA DTC-100 and the Panasonic box all worked fine in a moving vehicle. We even had reception in some tunnels going up U.S. 101, north of the Golden Gate Bridge."

"We even had good reception using a small \$10 indoor antenna in many locations," he said.

Herring said that the tests that Motorola conducted showed that "they had to do a lot more software work to the equalizer for it to handle pre-ghost and post-ghost conditions."

Herring concluded: "We did these tests in December (1999) and I have no doubt that Motorola has probably done a lot of software work since then."

Motorola has been hard at work making software improvements to its MCT2100 8VSB receiver chip. Following up on tests conducted in November and December, Stokes said that Motorola is expecting to post the results from field tests from a site in Phoenix using signals from three DTV stations. Stokes said, "The results will reflect software enhancements, which reduce tuner noise and allow the chip's equalizer to combat noise within the signal, and the chip's ability to handle impulse noise better. The advanced software can go into different modes of operation, making the software able to handle different signal conditions and situations." ■



Send questions and comments to: larry_bloomfield@intertec.com

Simultaneous 4:3 & 16:9 Production

The Real Shape of DTV

SYNERGY SERIES
DIGITAL PRODUCTION SWITCHERS

The DTV SWITCHER

ROSS

Tel: (613) 652-4886
Fax: (613) 652-4425
solutions@rossvideo.com

www.rossvideo.com

NAB Booth 12326

MAXIMIZE BROADCAST CAPABILITIES
LOW-COST CAMERA ROBOTICS
FOR SMALLER MARKETS
HAVE ARRIVED!



DO THE CALCULATION AT VINTEN'S NAB BOOTH # L10462

Vinten[®]

Camera Control Solutions

Website @ <http://www.vinten.com>

Vinten Inc. 709 Executive Blvd. Valley Cottage, NY 10989 • Phone: 914-268-0100 • Fax: 914-268-0113 • Toll-Free Sales: 1-888-2-VINTEN
Sales offices in UK, USA, Japan, France, Germany & Singapore plus worldwide distribution.

Circle (118) on Free Info Card
www.americanradiohistory.com



FCC denies Sinclair DTV petition

BY HARRY MARTIN

The FCC has denied the much-publicized Sinclair Broadcast Group petition, which asked the FCC to modify DTV rules to the use of COFDM in addition to the current 8VSB modulation standard.

Sinclair conducted a series of field tests comparing the performance of the COFDM and 8VSB modulation standards. The tests revealed that certain first generation 8VSB receivers do not operate satisfactorily in strong multipath environments using a simple indoor antenna. The Commission concluded, however, that rather than demonstrating a problem with the 8VSB standard, Sinclair's petition only demonstrated some of the shortcomings of early DTV receivers. The FCC believes equipment manufacturers are aware of the problems noted by Sinclair and are taking steps to resolve multipath reception problems in first generation DTV receivers.

The FCC's Office of Engineering & Technology (OET) concluded that, although both the 8VSB and COFDM standards have certain advantages and disadvantages, it did not find the performance of either system to be superior to the other in all respects. OET further concluded that the relative benefits of changing the DTV transmission standard to COFDM are unclear, and, in its view, are significantly outweighed by the costs of revising

the transmission standard at this late date. The Commission also believes the development of a COFDM modulation standard would result in a multiyear delay in the implementation of DTV.

In denying Sinclair's petition, the Commission stated that concerns regarding the adequacy of its current DTV standard are more appropriately addressed in the context of its review of the entire DTV transition. The Commission will commence its biennial review of the DTV transition in the first quarter of 2000, and, as part of that proceeding, will encourage parties to address concerns regarding the 8VSB standard.

FCC examines DTV public interest obligations

The Commission has released a Notice of Inquiry into the public interest obligations of television broadcasters as they convert from analog to digital transmission. The Commission called such requirements the "touchstone" of its duty in licensing the public airwaves.

Among the topics in the Notice of Inquiry are suggestions that broadcasters be required to devote five minutes of evening airtime to candidate-sponsored discourse 30 days before an election; provide forums to local and national candidates; and be prohibited from imposing blanket bans on selling political candidates airtime.

The Notice also solicits comment on the following issues:

- **Disclosure.** Whether broadcasters should make their public files available through Internet postings and electronic mail, and whether broadcasters should use the same means to disclose a station's public interest programming and activities.

- **Multichannel Capability.** Whether television stations' public interest obligations should apply to the new capabilities of digital television, such as multiple channel transmission. Specif-

ically, the Commission asks how broadcasters should apply the children's informational and educational programming guideline when offering more than one programming stream through DTV multiplexing. The Commission also asks what public interest obligation, if any, should apply to a DTV broadcaster's channel that is used to provide ancillary and supplemental services, such as datacasting.

- **Disaster.** Whether digital television should be used to pinpoint emergency warnings, such as those directed at specific households or neighborhoods.

- **Disability.** How broadcasters might make their programming more accessible to persons with disabilities, such as by enabling viewers to change the size of captions or to make video descriptions more widely available.

- **Diversity.** Whether there are ways unique to DTV to encourage diversity.

In separate statements issued with the Notice, Commissioners Michael K. Powell and Harold Furchtgott-Roth expressed concern about the majority's request for comment on ways to increase political candidate access to airtime. Powell said the Commission "risks opening a back door to the legislative and electoral process" by soliciting comments on these issues, and that "a federal agency of unelected officials should not on its own initiative tread in an area that may fundamentally affect the electoral process." In commenting on other new obligations suggested in the Notice, Commissioner Furchtgott-Roth said DTV public interest obligations should be no greater than those required of analog broadcasters. ■

Harry C. Martin is an attorney with Fletcher, Heald & Hildreth PLC, Arlington, VA.

Dateline

All non-commercial TV stations must submit their DTV applications by May 1, 2000. All commercial TV stations must complete construction of their DTV facilities by May 1, 2002. Non-commercial stations must complete DTV construction by May 1, 2003.



Send questions and comments to:
harry_martin@intertec.com

See us at NAB
Booth #L2048

TAKING CLARITY WHERE IT'S NEVER GONE BEFORE!



PATENT PENDING.

K Tech
TELECOMMUNICATIONS, INC.

KTech's 8-VSB DTV Translator receives an 8-VSB signal via on-air or cable, de-modulates to baseband data, corrects multipath errors by Forward Error Correction and Equalization techniques, and re-modulates the baseband data into a new 8-VSB signal.

A fresh copy of the original DTV signal is reproduced to extend your DTV coverage area.

15501 S F Mission Blvd. Ste 100 Mission Hills CA 91345 USA ph: (818) 361-2248 fax: (818) 270-2010 web: www.ktechtelecom.com e-mail: sales@ktechtelecom.com

©2000 K Tech Telecom. All rights reserved.

Circle (119) on Free Info Card

www.americanradiohistory.com

Introducing
USEFUL
Digital And
ADVANCED
Optical
Technologies:

CANON DIGITAL

For more info: Call 1-800-321-HDTV

(In Canada: 905-795-2012)

<http://www.usa.canon.com>



ALWAYS A LEAP AHEAD

Maximize Your Camera's Performance.

**SEE WHAT'S NEW!
NAB BOOTH #L11848**

Canon KNOW HOW™

Circle (120) on Free Info Card

www.americanradiohistory.com

Virtual set in your future?

BY JIM SALADIN, SENIOR ASSOCIATE EDITOR

About five years ago, virtual sets burst onto the broadcast scene with all manner of wide-ranging promises. And while several of those promises centered on truths inherent in the design of virtual sets, among them unheralded levels of dynamism, flexibility and technological integration, virtual has remained a horizon technology.



VENDOR

Dan Devlin, Devlin Design Group

In order to explain the benefits of using virtual sets for local production, it takes a general understanding of the end-user's needs. From a creative director's perspective, one of the three main benefits, of

course, is having creative freedom: A set designer's creativity/imagination is absolutely limitless. The other two benefits (outlined below) are physical size and ability to change, and its cost effectiveness.

Physical size and ability to change

Virtual sets, depending upon the system, grant the following benefits to the user.

1) The production facility can be fairly small. You only need about 15'x20' to begin with and about 25'x35' for better optimization of the set design. The parameters can go far beyond these sizes as well for a full-scale video or film production at 50'x60' or larger. (Again, depending upon the virtual system used.)

2) Along the same lines of the size of the blue stage is the size and location of the set itself. There are possibilities to use larger areas in which it is not physically possible to create on a soundstage.

How long will it remain so? Enough deep-pocketed network installations are up and running – network news and sports operations, Turner, The History Channel – that it must make sense at some level to make the jump to a virtual set. What are the benefits of using virtual sets? Is there a future for virtual at the local production level?

3) A virtual environment means freedom. Often, directors want to do a move that is not possible in real life, i.e. video panels coming from impossible areas such as the floor or wall, or moving the talent across the floor with a magic carpet (for those into a more sci-fi look). Virtual allows such things.

4) Within broadcast and production, there is always a need to change the backdrops - occasionally, a number of times per day. With virtual, you can change the design at any time. You can treat foreground elements the same as regular props. People can be positioned and placed as usual. This is a great benefit for live production. News directors, for instance, have a certain way of delivering a broadcast and do not like to change it to fit the needs of hardware and software.

5) With some virtual set tracking systems, there is ability to dolly and track cameras on tripods or steadycam units. This allows the director to use the entire space in the bluescreen studio.

Cost effective

Virtual technology also offers benefits to the bottom line:

1) Because, like a real set, you can use multiple sets daily within the same studio, a virtual set will minimize the need to have staff tearing down and building backdrops. You will only need to change the foreground elements and a software file. Labor fees for a construction crew as well as the fees for supplies and storage to hold the back-

drops would be reduced.

2) A single virtual studio system can work on a variety of methods. With one virtual studio, you can pipe the information into different bluescreen studios whether it's on the other side of the door or in another building 50 yards away. Since all cables are digital video, parallel, serial, or Ethernet, the routing can be fairly simple.

3) The ability to change positioning of cameras is critical in all broadcast and post-production situations. The virtual set allows you to move the camera very quickly to almost any position in any part of the set. If a real set is very large, it becomes too difficult to move equipment.

4) If you are creating a flythrough of a set design it would not be very cost effective to do it on a real set. Hanging camera equipment, lighting, and mechanics is expensive and time consuming.

5) You do not have to purchase extra lighting to get effects on different parts of the set because only the talent needs to be lit to match the background. Understand that you still need a good lighting director to create the feel that you are in the virtual set instead of on it, but it is much easier than trying the light the entire set or even a section of it again in real life.

SEND Send questions and comments to:
jim_saladin@intertec.com

Dan Devlin is the creative director and CEO of Devlin Design Group.

The Incomparable Breakthrough Real-Time DVE

- Complete Set of Traditional 2D and 3D Digital Video Effects
- Warp Geometry Effects Wrap Live Video Onto Any Animating 3D Shape
- Video Tracing Performs Real-Time Reflections and Refractions
- Create Custom Effects and Virtual Sets with Included PersonalFX Software



Air Command™
Live Broadcast
Production
Switcher

Preditor™
Comprehensive
Real-Time NLE

Warp Engine™
Breakthrough
Real-Time
3D DVE

TitleWave™
Sub-Nanosecond
On-Air CG

Panamation™
Paint, Animation
and Compositing

Deep Freeze™
Instant-Access
Still & Clip Store

Warp Engine™

Trinity's Warp Engine is a breakthrough DVE, providing real-time video manipulation never seen before at any price. In addition to



traditional 2D/3D DVE and 32-bit animating graphics, the Warp Engine gives you live

production capabilities never before possible such as Warp Geometry FX and Video Tracing. In combination with Trinity's chroma keyer and switcher, the Warp Engine can place actors onto virtual sets, complete with real-time reflections and refractions. The Warp Engine's sub-pixel positioning, smooth filtering and edge anti-aliasing ensures the highest broadcast-quality output possible.

Of course, video production requires more than just a great DVE, and that's why Trinity also includes a broadcast-quality switcher and still store. In fact, Trinity delivers all the tools of live and post production in one integrated, easy-to-use system at a fraction of the cost of comparable gear. Visit our web site today to see for yourself just how far Trinity can take your productions.



For more information or to locate a dealer near you, visit our web site or call today.

play.com/dve

Toll-Free 1-877-752-9598

PLAY™



Trinity™

**The Complete
Broadcast Production
Studio-In-A-Box**

Warp Engine, Air Command, Predator, TitleWave, Panamation, Deep Freeze, Trinity and their logos are trademarks of Play Incorporated. All other trademarks are property of their respective holders. Play is a registered trademark of Play Incorporated. Copyright ©2000. All Rights Reserved. The Trinity system and its components are covered by U.S. Patent Numbers 5,872,565, 5,978,876, and 5,941,997; other patents pending.

Circle (121) on Free Info Card

www.americanradiohistory.com

INTRODUCING

THE OMNEON VIDEO AREA NETWORK™

601

HD

DV

MPEG



IEEE 1394

SDI/SDTI

The Only Integrated Networking and Storage Infrastructure

Finally, there's a digital networking and storage infrastructure that delivers the flexibility to connect all the leading distribution, production and media management technologies, via standard networks, to a scalable pool of multi-format storage; the scalability to deliver more bandwidth in more formats to more channels and production suites than ever before; the compatibility to integrate seamlessly with your current systems so you can painlessly upgrade today, while equipping your operation for the future; price/performance that sets a new value standard for the industry; and the power to handle the complexity of your world, while streamlining your operation. This unparalleled functionality, scalability and value makes the OMNEON VIDEO AREA NETWORK the ideal networking and storage infrastructure for the digital television marketplace.

PREMIERING AT NAB 2000 – NORTH HALL

AAF

AES

IP Data



DIRECTOR

Ethernet

RS422

Fiber

Featuring

Data-type Independence - ITU 601, HD, DV, MPEG, OMF/AAF, AES, IP Data, Metadata **Linear**

Scalability - Scales smoothly to hundreds of distribution channels and thousands of hours of storage

Shared-Storage Productivity - Pooled, multi-format storage for collaborative production and

distribution **Open Platform Compatibility** - Distribution, production and data management

applications **Modular Architecture** - Scalable network components include Directors, Packet

Switches, and MediaPorts **Reduced Cost-of-Ownership** - Lower acquisition cost, lower operational

and maintenance costs **On-Air Reliability** - Both system-level and critical component redundancy

Increased Profitability - Flexibility to exploit existing assets for new services

www.Omneon.com



MPEG systems

BY MICHAEL ROBIN



Standard-definition (525/60 or 625/50) studio applications are generally based on the use of ITU-R BT.601 concepts and values. Constraints related to the limited bandwidth of recording and transmission systems require compression of the 270Mb/s bit-serial digital signals to lower bit rates. Ideally, the signals would remain digital to permit full-quality reproduction of pictures.

In an analog transmission world, these signals are encoded into NTSC or PAL for transmission to home viewers. The analog transmission of SDTV signals can be accomplished using analog (AM-VSB) transmission methods as was done during the last 60 years. Using a similar approach for the transmission of HDTV signals with serial digital bit rates of the order of 1.485Gb/s is unrealistic. Here, compression is not a choice but a necessity.

The now pervasive method of compression, MPEG, was developed in the early 1990s. MPEG-1 was developed

to compress low-resolution pictures (one quarter CCIR 601) to data rates not exceeding 1.5Mb/s. MPEG-2 was developed for the delivery of compressed video for home entertainment. It is a set of defined compression and systemization algorithms and techniques with well-defined guidelines allowing variations in the values assigned to many of the parameters. It is the specified digital encoding for DTV transmissions in a 6MHz channel with a bit rate of 19.4Mb/s.

Removing redundancies

The MPEG compression concept is remarkably simple: Discard video signal redundancies to reduce the bit-rate. To do this one must identify the redundancies and then apply methods of removal. In the end the human visual system (HVS) is the judge so the compression methods have to take into consideration its characteristics. Video signal redundancies fall into

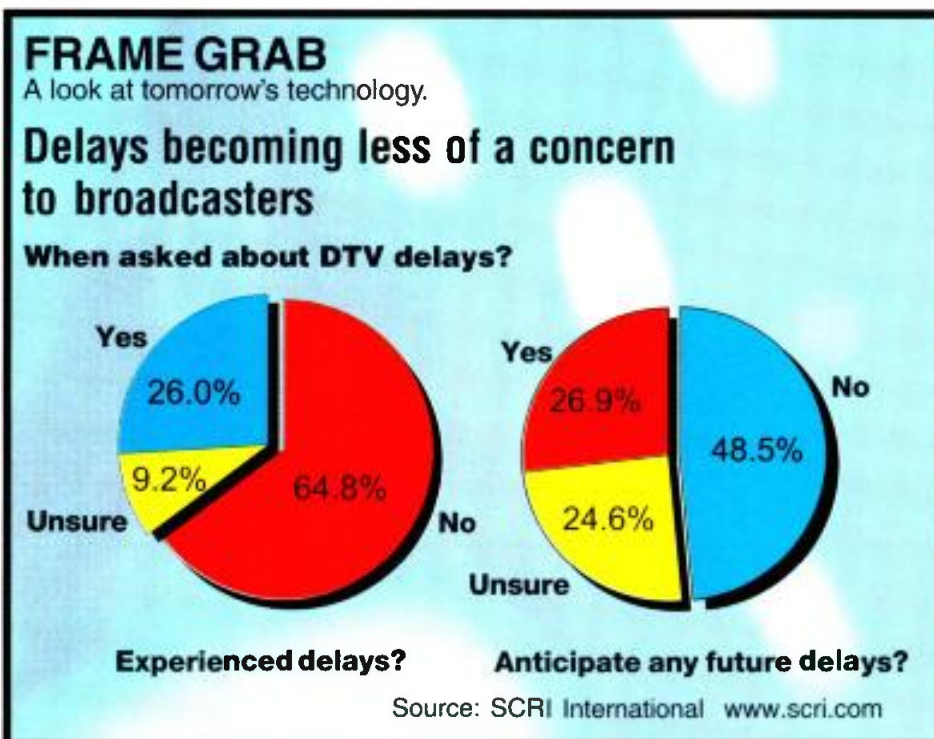
three categories:

- **Non-essential data:** Non-essential data are vertical and horizontal blanking data. These do not contribute any picture information and can be removed without affecting the picture.
- **Statistical redundancies:** Including spatial, in which large areas of the picture adjacent pixels have identical values, and temporal, in which consecutive pictures are similar.
- **Perceptual redundancies:** The HVS has a reduced sensitivity to fine luminance detail and chrominance detail.

The MPEG toolkit

MPEG offers a "toolkit" of useful bit rate reduction schemes briefly described below:

- **The discrete cosine transform (DCT):** The picture is broken into blocks of eight pixels x eight lines (8x8 block) of luminance (Y) and corresponding color-difference (CB and CR) samples. Each 8x8 block is transformed into 64 coefficients describing the amplitude of the DC component and that of 63 discrete spatial frequencies. No information loss results.
- **Requantizing (REQ):** Upon quantization, a large number of coefficients resulting from the DCT process have zero or near zero values. Because these need not be transmitted, the result is considerable compression. This is a lossy process achieved by assigning short wordlengths (few bits per sample) to low-level signals, e.g. representing high frequencies to which HVS is insensitive, and long wordlengths to higher-level signal, e.g. low frequencies.
- **Run-length coding (RLC):** The DCT results in significant amplitude coefficients located near the top left area of the block. Reading the data in a zig-zag manner results in sending non-




think

C
O
N
V
E
R
S
I
O
N



No need to trash
your analog equipment.



Recycle it for your digital environment
with Leitch's multiformat synchronizer.

Protect your analog investment by interfacing analog equipment with Leitch's DFS-3005 multiformat synchronizer. Designed for hybrid conversion and synchronization in the broadcast, production, mobile, teleport and telco environments, the DFS-3005 lets you manage multiple signal formats within your facility. Input a digital combined video and audio signal, for example, and the DFS outputs an analog signal for VTR recording. When you're ready for playout simply run the VTR's analog output again through the DFS-3005, and you're back in the digital domain. What's more, you can have simultaneous conversions and the convenience of local or remote control and networking capability. Composite, component or serial digital video plus analog or AES/EBU audio—Leitch's DFS-3005 multiformat synchronizer handles them all! **Learn more about recycling analog equipment by calling (800) 231-9673 or visiting www.leitch.com.**



Circle (125) on Free Info Card

International/Canada +1 (416) 445-9640, (800) 387-0233 • USA, East +1 (757) 548-2300, (800) 231-9673, USA, West +1 (818/888) 843-7004 • Europe +44 (0) 1483-591000

Hong Kong +(852) 2776-0628 • Japan +81 (3) 5423-3631 • Australia +61 (2) 9939-3355 • Latin America +1 (305) 591-0611 • Brazil +55 (11) 3159-0770

www.americanradiohistory.com

©2000 Leitch is a registered trademark of Leitch Technology Corporation. Think video @ Leitch is a trademark of Leitch Technology Corporation. All other trademarks are property of their respective owners.

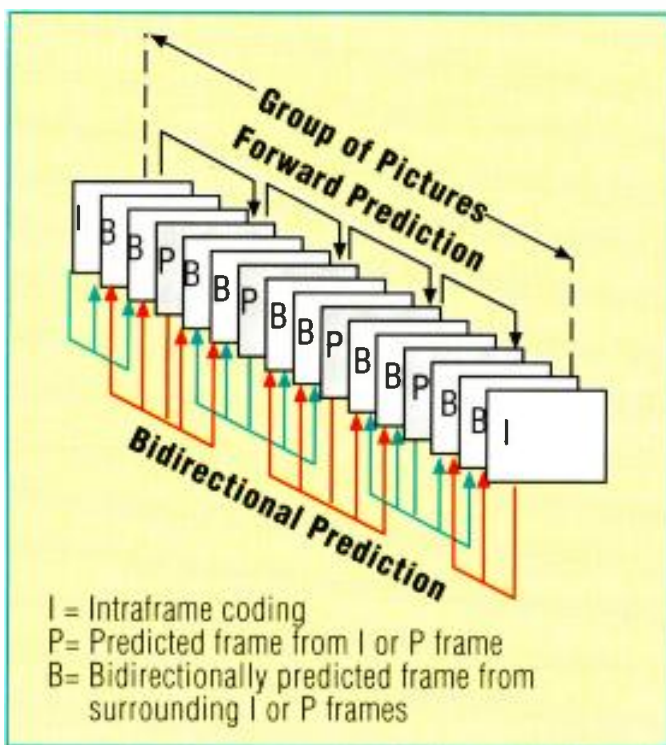


Figure 1. An MPEG group of pictures (GOP). A GOP starts with an I frame and typically contains up to 15 pictures. I frames are reference frames from which both P and B frames are predicted. P frames use motion-compensated predictions from a past P or I picture and are generally used for further predictions, whereas B frames are bidirectionally predicted from surrounding I or P frames.

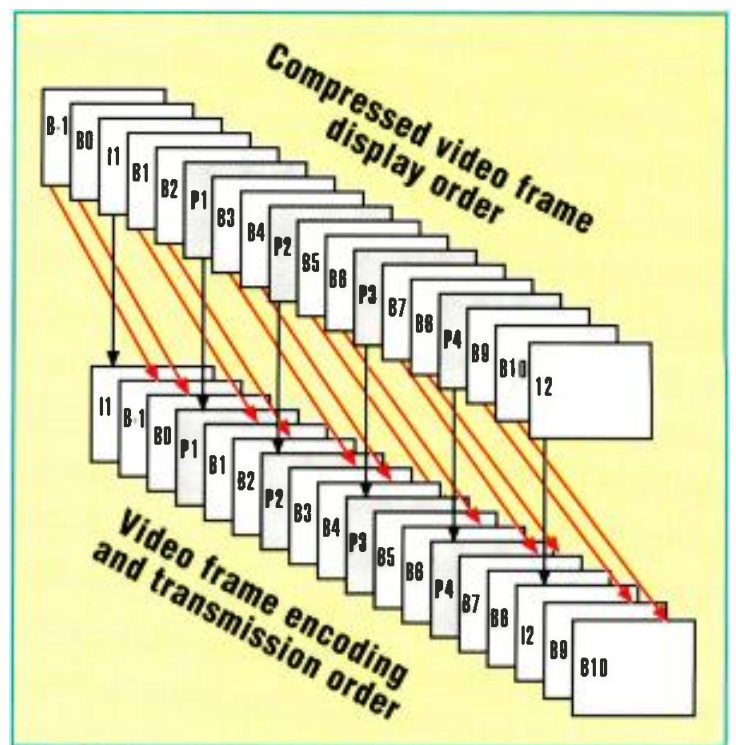


Figure 2. The reconstruction of a B frame requires that the preceding I and following P pictures arrive first, necessitating a reordering of frame sequence from transmission to display.

zero coefficients followed by a long string of zero values. The RLC process efficiently encodes the sequence of DCT coefficients by sending a unique codeword in place of a long string of zeros, thus resulting in a further compression of data.

- The variable length coding (VLC): The DCT, REQ and RLC processes result in certain coded values occurring more often than others, giving rise to a predominance of near-zero coefficient values. The VLC allocates short codewords to frequently occurring values, such as a stationary picture, and long codewords to infrequently occurring values such as moving objects.

- The buffer: All previously mentioned processes result in a variable bit rate (VBR) depending on the picture complexity. Recording and transmission require a constant bit rate (CBR), which is achieved by a buffer. The input to the buffer is VBR and the output is CBR. To avoid buffer overflow or underflow the buffer generates a rate control that adjusts the quantizer step depending on the video content and activity. This results in CBR but also in a variable picture quality (VPQ).

MPEG hierarchical layers

MPEG-1 and MPEG-2 data structures are made up of six hierarchical layers. These are:

- The block: Luminance and chrominance data are separated in 8x8 blocks of Y, Cband Cr values;
- The macroblock: Four 8x8 blocks of Y values in a window of 16x16 pixels and their associated Cb and Cr values. In the 4:2:0 format there are four Y and one each Cb and Cr blocks in a macroblock;
- The slice: Is made up of several contiguous macroblocks;
- The picture: Is made up of a group of slices constituting the active picture. Pictures can be I (intraframe coded), P (predicted) or B (bidirectionally coded);
- The group of pictures (GOP): is made up of a sequence of various combinations of I,P,B pictures. It contains a maximum of 15 pictures and starts with an I picture; and,
- The video sequence: is made up of one or more GOPs as well as a sequence header and end-of-sequence code.

The original signal is preprocessed to reduce redundancies before any compression takes place. This includes

noise reduction, subcarrier residue filtering and, if required, 4:2:2 to 4:2:0 downsampling. The MPEG compression scheme results in three types of pictures: intraframe (I), interframe (P) and bidirectional (B).

I pictures are generated in a spatial coder. This type of coder uses a combination of lossy and lossless-intraframe compression schemes applied only to the picture (frame or field) itself to remove spatial redundancies. It provides only moderate amounts of compression. The I pictures contain full picture information and provide access points to the coded sequence where decoding can begin.

P pictures are generated using interframe compression schemes to reduce spatial and temporal redundancies. They are coded more efficiently by using motion compensated predictions from a past P or I picture and are generally used for further predictions. Data representing P pictures are stored and subtracted from the next picture and the difference is spatially coded. A motion vector is also generated and added to the compressed data.

B pictures are generated using forward and backward predictions. B

Test.Drive.

In style. The brand new **AD954 Stream Grabber** from Adherent is the simplest and neatest solution for field engineers working on compression equipment installation and service.

Weighing in at less than 3lb and the size of an average mouse mat, AD954 Stream Grabber is ready to use wherever you are. It functions at bit rates of up to 90Mbit/s at which it can record up to 30 seconds of transport stream.

So if you need to use a comprehensive monitoring and analysis tool for MPEG-2, DVB or ATSC on the move it has to be the Stream Grabber.

Don't hit the road without it.

US Distributor: Sencore Call: 1-800-SENCORE

AD954 STREAM GRABBER

www.adherent.com



Adherent

Circle (126) on Free Info Card

www.americanradiohistory.com

NAB Stand 3107
North Wing of LVCC

PROFILE LEVEL	SIMPLE I,P 4:2:0	MAIN I,P,B 4:2:0	4:2:2 PROFILE I,P,B	SNR I,P,B 4:2:0	SPATIAL I,P,B 4:2:0	HIGH I,B,P 4:2:0 OR 4:2:2
HIGH		1920 X 1152 80Mb/s				1920 x1152 100Mb/s
HIGH 1440		1440 x 1152 60Mb/s			1440 x 1152 60Mb/s	1440 x 1152 80Mb/s
MAIN	720 x 576 15Mb/s	720 x 576 15Mb/s	720 x 608 50Mb/s	720 x 576 15Mb/s		720 x 608 20Mb/s
LOW		352 x 288 4Mb/s		352 x 288 4Mb/s		

Table 1. Maximum constraint parameters for MPEG-2 levels and profiles.

pictures provide the highest degree of compression but require both past and future reference pictures for motion compensation. They are never used for reference prediction and are most sensitive to errors.

The organization of I,P,B pictures in a sequence is application dependent and implemented in the coder. Figure 1 shows a sequence of I,P,B pictures. The correct reconstruction of a B frame in the decoder requires that the preceding I and the following P pictures arrive first, so the order of frame transmission must be different from the order they appear on the screen. Figure 2 demonstrates this reordering.

Profiles and levels

MPEG-2 offers a wide choice of parameters resulting in millions of possible combinations. The concept of profiles and levels was introduced to restrict the choice of parameters.

- Profile: A subset of the entire bit-stream syntax. Within the bounds imposed by the syntax of the specification, it is possible to require a very large variation in the performance of encoders and decoders depending on the values taken by parameters in the bitstream.

- Level: A set of constraints imposed on parameters in the bitstream. These constraints may be simple limits on numbers. Alternately they may take the form of constraints on arithmetic combinations of the parameters e.g. frame width (H pixels) multiplied by frame height (active lines) multiplied by frame rate.

Table 1 shows the constrained parameters imposed by various profiles and levels. The figures listed are maximum permitted values in the respective profile and level and can accommodate a wide range of applications from SDTV to HDTV. The SNR and spatial profiles are scaleable to allow for the simultaneous transmission of a main signal and a helper signal. The main signal, when decoded, produces a picture with reduced SNR and/or spatial resolution for low-cost receivers. The helper signal allows for increased SNR and/or spatial resolution for high-end receivers. ■

Michael Robin, former engineer with the Canadian Broadcasting Corporation engineering headquarters, is an independent broadcast consultant in Montreal, Canada. He is the co-author of Digital Television Fundamentals, published by McGraw-Hill.

Send questions and comments to: michael_robin@intertec.com



Get LEMO™ for your Broadcasting Connections







LEMO offers the following for the Audio and Video Industry:

- Connectors – Microphone, Triax,* Fiber, Hybrid**
- Patch Panels – HDTV, Audio, Video, Fiber Optics
- Cable Assemblies • Custom Designs

*4A Triax Series is interchangeable with Kings Triloc™ including the use of the same crimp tool/dies.
**New SMPTE approved connectors used at the Olympic games.

Call us and find out why LEMO is your one-stop shopping source for high quality circular connectors



Get the original LEMO.™



See us at NAB Booth L6333

LEMO USA, Inc. • P.O. Box 11488 • Santa Rosa, CA 95406 • Website: <http://www.lemo.ch>
(800) 444-5366 • (707) 578-8811 • Fax (707) 578-0869 • E-mail: lemous@lemo.ch

Circle (127) on Free Info Card

SONY

“Once you get comfortable in HDCAM, you never want to go back.”

—Angus Yates, Executive Producer for Discovery Channel's Eco-Challenge

A 300-mile race, 24 hours a day, through some of the toughest terrain in the Andes. Mountain-climbing, kayaking, canoeing, racing on horseback and on foot—a survival test for man, woman, and camcorder. Listen to Angus Yates, Executive Producer for Discovery Channel's Eco-Challenge.

“There were 20 Sony HDW-700A HDCAM® camcorders covering the shoot. Camera crews were spread out over 700 square miles of wilderness. It was nerve-racking, because nobody had ever taken HD equipment into an event like this. But the camcorders really had what it takes.”

Teams from over 30 nations raced the course, through some of the world's worst weather. “We got hammered. In the morning, it could be a blizzard with 100mph winds — by afternoon, the sun could be shining.”

When it was over, they had 600 hours of incredible HD images shot from both ground and aerial vantage points. They also edited in the field, logged

footage and fed daily uplinks. And as you'd expect from Sony, all the equipment came back in perfect working order.

“On a complex human adventure drama, it only makes sense to use a “future-proof” format. Sony HDCAM technology makes this the leading format to originate in. And the HDW-700A has a human engineering component that's remarkably like Betacam®, so even guys who hadn't worked in HD before quickly felt right at home. And once you get comfortable in HD, you never want to go back. Working in HD, shooting, editing, on-line production — it makes you feel like a filmmaker again.”



HDCAM

COMPLETE
THE
PICTURE

1-800-472-SONY ext. ECO
www.sony.com/professional

© 2000 Sony Electronics Inc. All rights reserved. Reproduction in whole or in part without written permission is prohibited. Sony, Complete The Picture, Betacam and HDCAM are trademarks of Sony. Features and specifications subject to change without notice.



ISDN vs. DSL

BY BRAD GILMER

In the beginning there was Plain Old Telephone Service (POTS), and it was good (for its time). Computer users typically used their 1200 baud modems with POTS to dial into local Bulletin Board Systems (BBS). As PC capabilities increased, BBS download file sizes increased and users became impatient with the increase in download times. PC users who had been happy with their first modems began the quest for more speed. The jumps to 2400, 9600, and 28.8 happened quite quickly through the late 1980s and early 1990s. Then the Internet began to take off, specifically with its graphics-rich Web interface. As designers became more creative, connection speeds needed a boost. Unfortunately, POTS technology was unable to support anything faster than 56K, and even this is a bit of a misnomer since throughput using a 56K modem is more like 43kb/s.

In the early 1980s, the telephone companies anticipated the need for increased bandwidth. They developed ISDN or Integrated Services Digital Network. ISDN would operate at speeds up to 128kb/s, a great improvement over the 2400 baud modems prevalent at the time. It would use existing telephone lines, and even better, it would

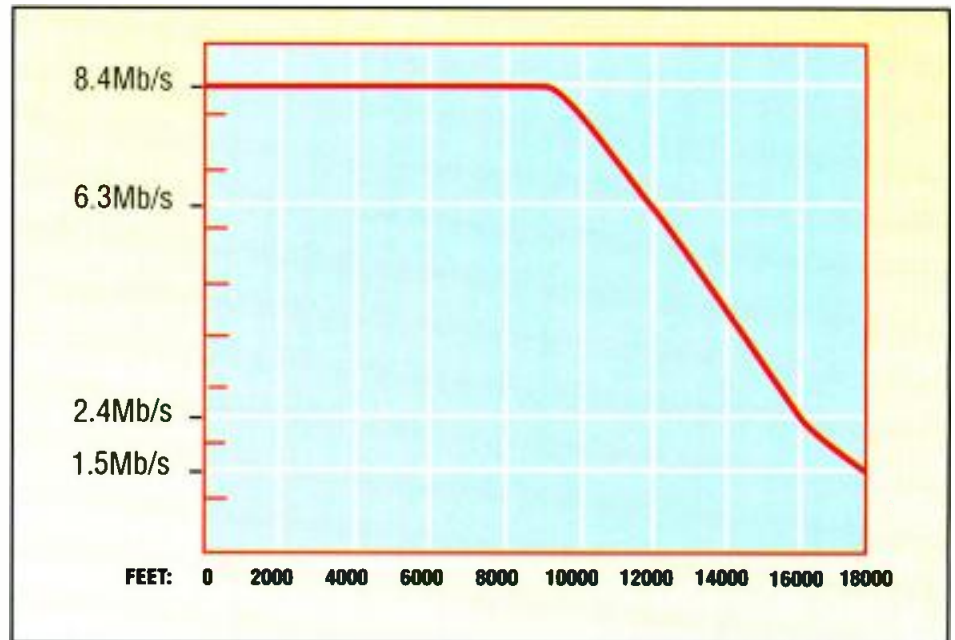


Figure 1. DSL speed vs. distance from phone company central office. Note that after about 9000ft. performance drops off considerably due to physical limitations of the cabling involved.

While ISDN had some benefits, availability of ISDN was limited. Pricing based upon usage was not very popular. Modem speeds increased dramatically during the 1990s, and many potential ISDN users were unable to justify the cost difference between POTS at 56K and ISDN at 128K.

Enter DSL. Some describe DSL or Digital Subscriber Line as the next generation of ISDN. As with ISDN,

ISDN or POTS – up to 8.4Mb/s receive and 1.5Mb/s transmit. However, as the Figure 1 illustrates, you may or may not achieve the blinding speeds advertised for DSL. DSL performance is directly related to line length. DSL can provide receive speeds of up to 8.4Mb/s up to about 9000 feet from the telephone company Central Office (CO). At a little over two miles, DSL speeds drop to approximately 6.3Mb/s. At a distance of three miles, receive speed is down to 2Mb/s. Transmit speed from the user back to the CO is at a speed of up to 1.5 Mb/s. As you can see, what you get may be determined by where you are.

You probably noted that DSL is not always symmetrical. Asymmetrical DSL (ADSL) is designed to take advantage of a characteristic typical of Web browsing. Messages sent to the user are usually large, but commands sent back from the user are small. ADSL takes advantage of this by providing a high-speed receive path and a slower return path.

So if DSL is such a great thing, why bother with ISDN? The answer is that

DSL may not have the screaming speed you expect.

allow voice and data to be multiplexed over the same wire. The service would be metered, that is, customers would be charged based on how much time they spent being connected to the network. Digital technology would be used within the telephone company facilities, but the signal would be converted to analog to be sent over existing phone lines and converted back to digital by the user's ISDN modem.

DSL provides both POTS and data connectivity over one wire. However, as shown in Table 1, it has two very big advantages over ISDN, and both of these are related to the way that DSL service is marketed. First, it is always on, and second, it is a flat-fee service. No matter how much you surf the Web, your bill will always be the same. There is a third advantage: DSL is fast when compared to either

Data Display for Broadcasters



Be First. Be Original.



Inscriber RTX is the revolutionary **broadcast data-casting solution** for rapidly creating custom information channels that combine streams of dynamic data with program video. RTX is the **world's most widely used** application for the display of sports scores, election results, financial services, stock tickers, weather displays, home shopping, horse racing, general information and digital video delivery services.

RTX provides a flexible **NT-based** environment for software developers to use familiar programming interfaces to produce applications in record time. With RTX, broadcasters now have the power to integrate multiple layers of text, 2D & 3D graphics, logos, animations, imagery, audio and live or digital video with **full control** over everything

Be the first to deliver the information your viewers want. With Inscriber RTX **be original** by taking the lead and developing your own look that no off-the-shelf product can ever deliver.



inscriber
TECHNOLOGY

AT NAB 2000, VISIT INSCRIBER AT BOOTH S4751

Circle (128) on Free Info Card

POWERFUL TELEVISION GRAPHICS TOOLS

INSSCRIBER IS A REGISTERED TRADEMARK AND RTX IS A TRADEMARK OF INSCRIBER TECHNOLOGY CORPORATION. OTHER TRADEMARKS MENTIONED MAY BE REGISTERED TRADEMARKS OR TRADEMARKS OF THEIR RESPECTIVE OWNERS.

Contact Inscriber for a free demo CD of Inscriber RTX please call +1.800.363.3400 or +1.519.570.9111, or visit www.inscriber.com

www.americanradiohistory.com

VI MP2 422

DOREMI LABS INC



01:26
CROSSING

1
2
3
4

-24 -12




3 & 4



**mpeg-2, hi-def, 4:2:2,
uncompressed, 10-bit,
ntsc, pal, sdi?**

**what about reliable,
user-friendly and
affordable?**



yes, all that, and more.

You won't find a digital video disk recorder (VDR) with more to offer than V1 from Doremi Labs.

Each member of the V1 family of VDRs records frame accurate video with up to 8 tracks of uncompressed audio and VITC/LTC time code. And all feature two RS-422 serial ports supporting industry standard protocols, including Sony 9-pin, Odetics and Louth.

The **V1 MP2** uses MPEG-2 (422P@ML) compression to record NTSC/PAL video at up to 50Mbits/sec.

The **V1 HD100** uses 422@10bit resolution to record uncompressed, high definition video. The unit supports 1080i, 720p and 24p formats.

The **V1u** uses 422@10bit or 8bit resolution to record uncompressed NTSC/PAL video. The unit supports 480i format.

The **V1 X-Server** allows up to 24 channels of compressed video to share common storage. RAID-4 software is available to protect against hard disk failures. Passive-Active redundancy ensures uninterrupted operation.

With 3,000 Doremi units on the job, it is quality and cost-effectiveness that has pushed the V1 to the top of the engineer's list of VDR choices.

If you are in the market for a new VDR, upgrading your facility to accommodate emerging technologies, or just looking for information, give us a call, or check our website at www.doremilabs.com.



See us at NAB Booth #L 517 North Hall

Circle (129) on Free Info Card

Doremi Labs, Inc. 3631 Cahuenga Blvd. West Los Angeles, CA 90068 USA tel/323-874-3411 fax 323-874-3401 www.doremilabs.com

ISDN may be the only high-speed connection you can get in your area at the moment. While DSL has many advantages over ISDN, it is still not widely available. You can expect this to change, but it will take time for the telephone companies to get the required equipment in place. Furthermore, while DSL is supposed to be able to use existing phone lines, you may find that this is not the case. If your analog telephone line is a long distance from the CO, it may be "loaded;" treated with equalizing coils to meet analog telephone performance specifications. If this is the case, it may take the telephone company quite some time to provide you with a "dry" line (no equalization). To sum up, you may or may not be able to get DSL in your area, and if you do, it may not have the screaming speed that you expect.

One more issue to consider with DSL is security. While almost all DSL providers have features to make their service secure from hackers, in some cases it is possible for someone to get access to your computer through your DSL connection. While the same may be said of ISDN, one big difference is that most ISDN users are not connected to the network full time. In contrast, almost all DSL users are connected to the network from the time they turn their computer on until they turn it off. You should discuss security with any potential DSL provider.

One might argue that since DSL is

	ISDN	DSL
Always Connected	No	Yes
Per-minute billing	Yes	No
Uses existing telephone lines	Yes	Yes
Max receive speed	128kb/s	8.4Mb/s
Max transmit speed	128kb/s	1.5Mb/s
Widely available	In most areas	In some areas
Security	Not permanently connected	Always connected to network
Time to download a 10MB file Digital from CO to subscriber	6 minutes	48 seconds
Setup or dialing required	No	Yes
	Yes	No

Table 1. A comparison of the features of ISDN and DSL. Be aware of your needs and keep in mind that there is not one solution for every need.

vastly superior to ISDN, why don't the telephone companies offer DSL and dump ISDN? One issue is that there is not a worldwide standard for DSL. The two major modulation schemes for DSL are Carrierless Amplitude/Phase modulation (CAP) and Discrete Multi-Tone (DMT). Of course, the two are incompatible. CAP is predominant in the U.S., but DMT is used almost exclusively in Europe. Another option, rate-adaptive DSL is also available. Rate-adaptive DSL adjusts speed based upon line performance. With all the competing formats of DSL, the phone companies may be reluctant to make major investments in DSL until there is a clear winner.

If you sign up for DSL service, you will need a DSL modem for your computer. You plug your standard

analog phone line into the modem. The modem first splits the POTS service off from the high-speed data service and provides a telephone connection at the back of the computer for a standard telephone. The data service is further split by a channel separator which divides the datastream into a receive channel and a transmit channel. As described above, most DSL subscribers receive asymmetrical service, so the receive channel is substantially larger than the transmit channel. From there, the computer interfaces to the DSL modem much like a standard network interface card.

At the telco end, your signal is fed into an ADSL modem. The voice transmissions are split from the data service and sent to the public switched telephone network (PSTN). The data transmissions are fed to a Digital Subscriber Line Access Multiplexer (DSLAM), where many ADSL data channels are combined. These multiplexed signals are routed to an ATM switch and on to a high-speed Internet connection.

It appears that the advantages of DSL are clear. Demand is strong, and telephone companies are answering by rapidly increasing the availability of this technology to customers. DSL has some limitations, but it will provide a great increase in speed for Internet users who are now using 56k modems and POTS technology. ■

Brad Gilmer is president of Gilmer and Associates, a management and technology consulting firm.



Send questions and comments to:
brad_gilmer@intertec.com

DSL Glossary:

ADSL – Asymmetric Digital Subscriber Line.

Provides up to 8.4 Mb/s receive channel and 1.5Mb/s transmit channel.

CDSL – Consumer Digital Subscriber Line. A trade-marked version of ADSL providing lower speeds but reduced cost. Uses proprietary modulation scheme that is not compatible with either CAP or DMT.

HDSL – High bit-rate Digital Subscriber Line. A high-speed version of DSL which has been used in some

areas for connection between COs and commercial customers. This service is symmetrical providing approximately 2.3Mb/s connectivity.

IDSL – ISDN DSL. DSL at ISDN rates 128kb/s (why bother...)

RADSL – Rate-adaptive Digital Subscriber Line. Same as ADSL, but rates are automatically adjusted for line conditions.

SDSL – Symmetrical Digital Subscriber Line. Similar to HDSL with symmetrical data connections operating at speeds up to 1.544Mb/s.

server.power

win business.gain ratings

take advantage ■

server.technology

■ powerful.performance

Massive disk bandwidth ensures 100% performance on all ports 100% of the time, with simultaneous access to all material from all ports. Additional bandwidth ensures network transfers can run simultaneously as background tasks across Clipnet, Quantel's open network.




■ complete.connectivity

An open control protocol and simultaneous background networking based on Gigabit Ethernet ensure Cachebox integrates seamlessly into virtually any production application. SDI, SDTI or faster than realtime transfers on every port and the ability to dynamically match workflow by instantly re-assigning any one of up to eight ports as either input or output, plus simultaneous control by multiple automation/application suppliers, means each user gets the interface and functionality they need.

■ robust.reliability

Cachebox recovers from external faults such as the loss of incoming power quickly and automatically. Raid-3 storage ensures data is preserved, automatically rebuilding data in the event of drive failure. For applications requiring high capacity, storage can be expanded from hours to days. Hot swappable drives and dual power supplies provide uninterrupted operation and additional resilience.



■ solid.support

Comprehensive diagnostics and engineering set-ups can be accessed locally or remotely via modem to provide instant analysis and adjustment.



■ amazing.agility

Agile disk architecture is achieved by high performance disk control circuit design. With Cachebox, fragmentation issues are a thing of the past. Instant access to any frame results in instant playing of any clip at any time with no complicated pre-cueing, just instant changes to the running order.


■ flexible.formats

Working in either DVCPRO, DVCPRO 50 or MPEG-2 format, Cachebox can accept, store and transmit native data, as well as integrating perfectly with 601.



■ comprehensive.control

Quantel's high level realtime Remote Control Protocol matches Cachebox's high performance and is easy to implement. RCP is widely supported by the leading industry automators, providing high level access to library, port direction/format and faster than realtime transfer commands.



high.quality **versatile.performance**

Cachebox is a high-performance video server for broadcasters in the digital age. Available with up to eight ports and scaleable storage, it offers great versatility with applications spanning capture, production and playout.

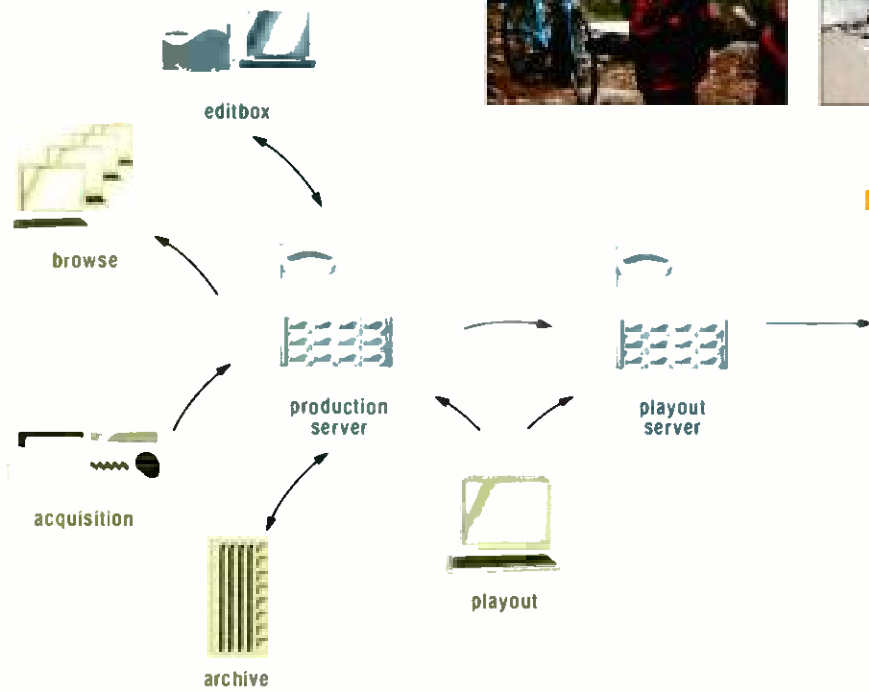

server. advantage



Quantel has extensive experience of working at the leading edge of disk applications in video and a unique depth of knowledge in the area of storage technology and the workflow benefits it can bring to broadcast. **Cachebox** bears all the essential Quantel hallmarks of quality, performance and reliability, all so necessary in critical on-air broadcast operations. **Cachebox** not only seamlessly integrates into any current production environment, but represents a future-proof investment with its HD upgrade path.

Cachebox is the complete server solution - powerful, versatile and highly cost-effective.

CACHEBOX[®]

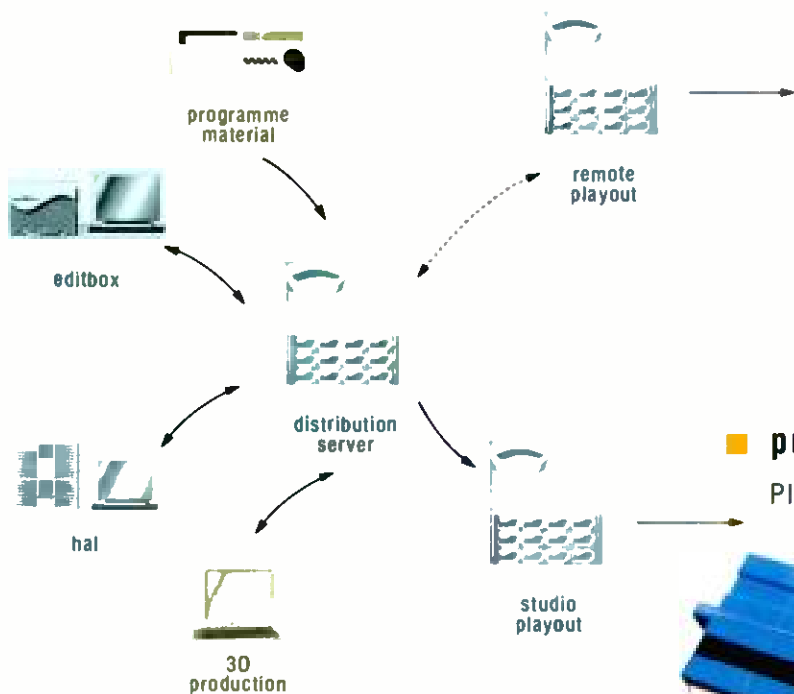
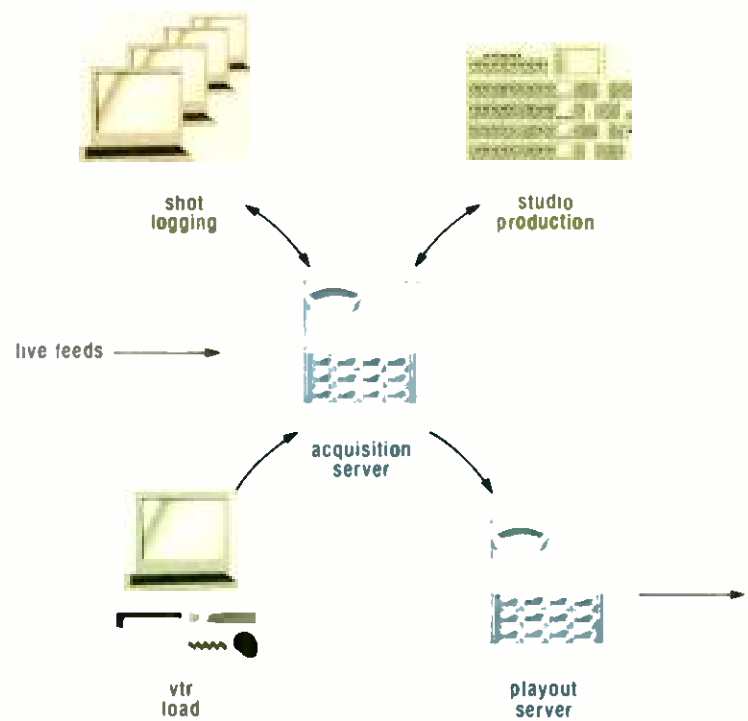


■ **news/sports.applications**

Cachebox provides the building blocks for news and sports production - acquisition, production storage and playout. Systems can be stand-alone or integrated around a Clipbox® editing server to provide a complete news system. Working with our partners Omnibus, Inspiration systems provide highly integrated, scaleable, digital newsrooms that combine high quality, high performance server technology with journalist browse/edit, media management and playout functionality.

■ **acquisition.agility**

Working with automation partners such as IBIS, the real power of an agile acquisition server becomes apparent. For example, utilising Cachebox's Loop Record sections of material can be selected, trimmed and saved as they are recorded. Production decisions are moved back into the acquisition process, saving precious time and providing the fast turnaround demanded in live programming such as sports.



■ **production.distribution**

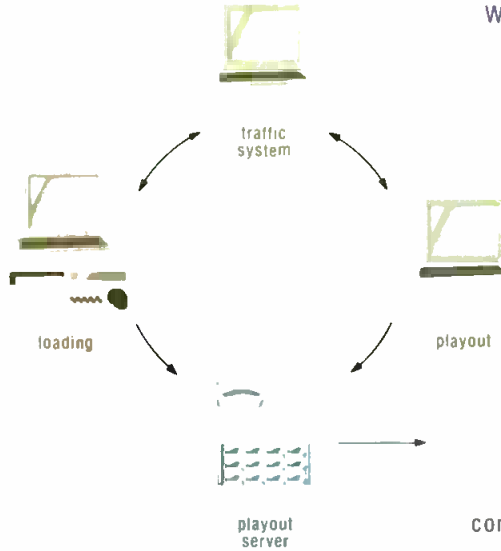
Placing a high quality production server within the production environment creates a digital store which enables users to store and retrieve source, in progress footage or finished material. Using Cliplink, SDI devices can search, select, or record material over an existing infrastructure, providing seamless connection to Quantel's editing and graphics devices or, because Cliplink is an Open protocol, third parties. Networking over local or wide area networks is achieved with Clipnet - Gigabit, fibre-based networking technology that enables fast transfers of native-format data or 601 video using NFS.





■ commercial.insertion

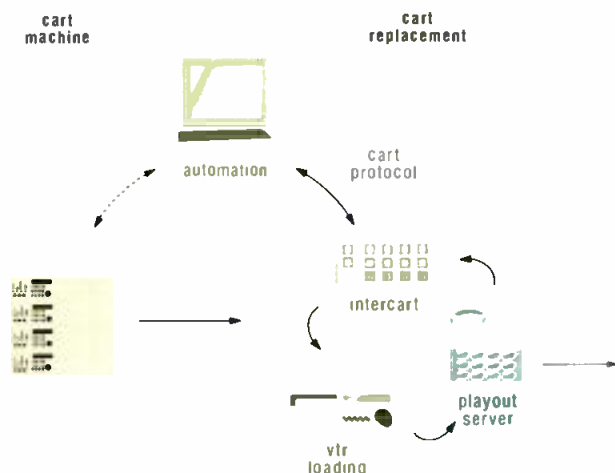
Working with automation partners such as Crispin Corporation and ABIT, critical playout applications such as commercial insertion can benefit from the high quality and high performance of Cachebox. With its lightning agility Cachebox can accept split second changes to the running order right down to the wire, dropping the next item while the current one is playing out, or replacing a commercial with only seconds to go. With Cachebox systems operating mirror or library/cache configurations, commercials availability under fault conditions is guaranteed. Taking advantage of Cachebox's huge bandwidth means an upgrade path to HD working - ensuring commercial quality into the future.



server. applications

■ cart.replacement

Cachebox replaces aging cart machine installations using Flash Interlinear automation. Cart protocol is emulated so the automation system sees Cachebox as an identical system. The Cachebox/Flash Intercart combination provides all the advantages of server performance, including low maintenance costs, while retaining the existing automation system. Options include dual redundant server and control configurations for systems requiring total redundancy.



C

free.dvd

To experience the power and range of applications of Quantel server technology request our special edition dvd/video.

To request your dvd, video or demo go online:

www.quantel.com/servers

e-mail us:

servers@quantel.com

call:

1-800-218-0051

or return enclosed fax back:

203-656-3459

get it now. numbers are limited

www.quantel.com



The features listed in this brochure are only a partial list of the systems capabilities. Specific functionalities and capabilities may be changed over time. Quantel reserves the right to alter specifications without notice.

Thanks to Nisa Productions, Spain; Studio Mirage, Czech Republic and R-shes, London, UK for use of images.

Quantel and Cachebox are trademarks of Quantel Ltd. All other trademarks acknowledged.



**THE FUTURE DOESN'T TAP YOU ON THE SHOULDER,
IT HITS YOU RIGHT BETWEEN THE EYES.**

NAB
The
Convergence
Marketplace
2000

Consider this a wake up call from your friends at NAB2000. Because in the electronic media communications industry, by the time you learn of a new way to create or deliver content, someone else is already capitalizing on that technology. And where do those fortunate pioneers go to get their insider information? NAB2000, where you can join them this April and go face-to-face with the future.

Register at www.nab.org/conventions, or call 888-740-4622 or +1-301-682-7962.

April 8-13, 2000 • Exhibits April 10-13 • Las Vegas, Nevada USA

Disk drive differences

BY STEVE EPSTEIN, TECHNICAL EDITOR



We have had a strange problem with one of our (now) Grass Valley Group Profile PDR 200 video servers. When the Profile's record capacity shows 00:00:00 (meaning that the disks are full), we have tried to record over an existing clip. According to our logic, this should have worked—we were only replacing existing video, not adding any more. However, we found that the existing clip did not get recorded over. On the other hand, if there was even 10 sec of record capacity left over, then the existing clip was successfully written over. Can you please explain this phenomenon to us? Thanks

*H. Rajasekharan
Engineer
NDTV
India*



At first glance, it seemed logical that you could record over an existing clip. However, after checking with the folks at the Grass Valley Group, I learned that you (we) were thinking like videotape engineers. In this instance, we need to think like computer types (a terrible thought, but someone has to do it). In the computer world, and in the Profile, nothing is ever “written

over.” First, sufficient disk free space is verified. Second, the file is written to disk. If this is successful, then – and only then – is the previously used disk space freed up. So in order to write 30 seconds of video to the disk, you need 30 seconds of free space on the disk. If you choose to “overwrite” something, you will still have 30 seconds of free space once the cleanup is done.



Can you recommend — or even identify — a design, CAD, drawing, program that I can use to layout a small studio? I am looking for something with industry-standard sized equipment. I want to be able to drag, say, a waveform monitor into a rack, see the back, and do a cable index. Is there such an animal? I have wasted about two hours on the Web looking, so I thought I'd ask an expert. Thanks.

*David A. Sánchez
NHCCNM Technology*



Yes there is. A broadcast-specific CAD program called VidCAD Plus is available from VDP. You can check it out at www.vid-cad.com or call them at 800-VID-CAD6. there are one or two others, but VidCAD Plus has

been around for quite some time and has been used on numerous large and small projects.

Planning a project is one of the most important things you can do. I have found that the time spent planning a project rarely adds any time to the overall project. This happens simply because during the execution phase, you execute, rather than backtracking and trying to find your way out of unanticipated problems. Thoroughly planning a project allows most, if not all, problems to be identified and solved long before you have committed to a specific execution plan.

When planning, the place to start is with the problem at hand – not a proposed solution. Once the problem is identified, a range of solutions can be explored, as can the pros and cons of each solution. From that, the path toward solving the problem should emerge. From there, plans can be assembled on the best way to create the solution. In the end, this should result in both the problem and the solution being well documented. Then you can go back and determine how well things worked and where improvements are needed.

If you need help with a problem, feel free to drop me a note at drdigital@compuserve.com. ■

**GOT A PROBLEM?
DR. DIGITAL CAN HELP.
DRDIGITAL@COMPUSERVE.COM**

NO SHOT. NO STORY.

DIGITAL READY ENG MICROWAVE NOW.



Microwave ENG Reliability that is Second to None.

Analog Today, Digital Tomorrow!

Nucomm introduces the first Digital Ready ENG microwave systems **available now** for immediate implementation.

These highly reliable systems pass all Digital modulation formats including the highly publicized COFDM.

Nucomm radios offer unlimited flexibility. Through the use of the front panel "Smart Display" you can reconfigure the digital-ready radios (i.e. Channel Plan, Power Levels, ASC,

Deviation, etc). This is perfect for the FCC's proposed change to the 2 GHz BAS Band.

Nucomm's family of ENG digital-ready radios are available now for your digital migration. They include the tripod or the truck mounted PT/RX6 transmitter and receiver, MMPT6 Mast mount truck system and the CR6 central receiver. All radios are frequency agile.

Going digital?
We're ready when you are!
Call us now for more information.



Nucomm


Microwave Solutions for the Digital Age™

Phone: 908-852-3700 • Fax: 908-813-0399

www.nucomm.com

See us at NAB, Booth #L5451

Circle (130) on Free Info Card



NAB PREVIEW



- DTV Answer Book .. 62**
- DTV Marketplace . 126**
- Sneak Peeks 236**
- FASTtrack 276**



EW

Your technology guide to NAB

Your goal is to visit more than 1400 exhibits, covering more than 900,000 square feet of exhibition space spread among two large exhibit halls — and do it all in four days. Impossible? Not with the help of *Broadcast Engineering* magazine. The editors at *BE* help to make your trek to Las Vegas easier by doing a lot of your homework for you.

We have assembled more than 30 experts to help you understand key issues in broadcast and production technology. We've also assembled coverage of more than 400 new products and services to be highlighted at this year's convention. Gathered together in more than 100 pages of new technology and product coverage, this year's NAB Preview represents the most compre-

hensive pre-show coverage anywhere.

To help *Broadcast Engineering* readers gain the advantage, we've broken down product coverage into two general categories: DTV Marketplace and Sneak Peeks. In the DTV Marketplace coverage you'll find the latest new digital products and services being announced at this year's show. Sneak Peeks covers everything else a facility might need. Finally, FASTtrack is your show floor guide to the shortest distance between all the products you need. Pick an equipment category and you'll find a list of the companies that produce them. Neat huh?

Get your walking shoes ready and see you on the show floor.

known as IEEE 1394b. The new specification allows IEEE 1394 devices to incorporate Glass Optical Fiber (GOF), Plastic Optical Fiber (POF), and Unshielded Twisted Pair (UTP Category 5) at distances up to and exceeding 100 meters. This new specification also allows for IEEE 1394 bus bandwidth to increase from 400Mb/s to 800Mb/s and beyond. The proposed standard actually specifies link bandwidths of 800Mb/s, 1600Mb/s, and 3200Mb/s. This new specification has been forwarded to the IEEE for formal balloting and prototype 800Mb/s devices are

How can an effective network be built with cable distances of only 4.5 meters?

already appearing at certain trade shows. With Gigabit Ethernet and Fibre Channel already on the market and running at gigabit speeds, what makes IEEE 1394 different from the other networking technologies? IEEE 1394 is unique in its ability to provide Class of Service (or Quality of Service). It was designed as a multimedia technology for carrying audio, video, control and data. It provides two Classes of Service, isochronous (guaranteed bandwidth and latency) service, and asynchronous service. Its most attractive feature is that it provides the ability to allocate discreet bandwidth channels for delivery of isochronous data streams such as video and audio. This means that a device can reserve exactly 25Mb/s of bandwidth for streaming of DV 25 video and no matter what other traffic is on the network, the reserved data channel is never interrupted. Another interesting capability of this technology is that it can support up to 63 individual isochronous channels on a single link. For example, up to 63 different MPEG-2 video streams can be transported simultaneously and continuously, without interruption, on a single wire.

Any bandwidth not actually used for isochronous channels can be used for asynchronous traffic (control and legacy IP network data). In order to guarantee that at least some asynchronous packets can be transported on the link, only 80 percent of the available bandwidth can be reserved for isochronous data channels. On a 400Mb/s link this equates to approximately 320Mb/s for isochronous traffic (such as video and audio), and approximately 80Mb/s for asynchronous packets (such as IP). Using IEEE 1394b at 800Mb/s, this means that up to 640Mb/s can be used for video, leaving 160Mb/s for asynchronous packets. These numbers are a maximum for isochronous bandwidth.

If less bandwidth is required for isochronous channels, any remaining bandwidth can be used for asynchronous packets up to the maximum of the link bandwidth. For example, using 800Mb/s IEEE 1394b with only 40 MPEG-2 streams (10Mb/s per stream), 400Mb/s of bandwidth is available for asynchronous traffic.

IEEE 1394 is the ideal technology for professional video applications. It provides connectivity directly to audio/video devices for streaming of compressed DV, MPEG, ITU-601, and a multitude of other video and audio

formats. It also connects directly to computers for audio/video I/O as well as asynchronous I/O such as TCP/IP (Internet), AV/C (digital consumer electronics), and SBP-2 (computer peripherals). New professional IEEE 1394 devices such as the Miranda DV Bridge and the Omneon Video Area Network will offer a new class of high-performance compression, networking and storage options for any professional video/audio application. The ability to network IEEE 1394 will enable transport, switching and routing of video and audio entirely in the compressed domain as well as enabling the sharing of digital resources within a facility. High-performance IEEE 1394 Network Attached Storage will provide the capability of streaming video and audio in any format over an IEEE 1394 network. At the same time, it also allows file access to the data in storage for use in video/audio/graphics editing applications, media management applications, transmission applications, and Internet applications.

AUDIO EQUIPMENT

Question:

How should stations plan on handling 5.1 audio in their facilities? Now, for the future.

By Jason Power

■ Jason Power is a product specialist for AMS Neve, New York.

Now that digital delivery mechanisms have been established, a major issue facing broadcasters who wish to deliver their audiences multichannel soundtracks with greater impact is the creation of appropriate content in the first place.

Techniques and tools for creating 5.1 format soundtracks are already established in film post production. Many broadcast post facilities already have experience in mixing matrixed LCRS formats like Dolby Surround. Many film mixing techniques can be directly translated into the broadcast post environment. New consoles such as the Libra offer film-standard surround features like automated joystick panners and stem-based mixing. Of course, budgets and timescales are not generally of film industry proportions, so all surround features are designed to enable mixing to be as quick as in stereo.

While surround techniques for post production are well proven, broadcasting live in surround is still a relatively new area. However, as most broadcasters consider that, after feature films, sport broadcasts are the programs that would be enhanced most by surround audio, live creation of 5.1 soundtracks is rapidly becoming a major issue. As in TV post, some tools can be taken directly from the film



FIFTY YEARS AGO,
 TEKTRONIX DEVELOPED TOOLS
 THAT LET ENGINEERS CREATE
 A FUTURE KNOWN AS
 TELEVISION.



SEE US AT BOOTH L913

1947 511 First Triggered Oscilloscope	1959 526 Vectorscope	1964 529 Waveform Monitor	1968 528 Waveform Monitor	1974 1480 Waveform Monitor	1978 1900 Series Digital Generator
1951 514D Oscilloscope	1962 527 Waveform Monitor	1966 520 Vectorscope	1969 140 Series Test Signal Generators/Inserters	Half-rack Monitoring Solutions	1983 110 Series Synchronizers
				1420 Waveform Monitor/Vectorscope	

Tools to create the future of television

From the world's first triggered oscilloscope in 1947, Tektronix has produced a constant stream of measurement and monitoring products that have helped the world move from radio to television, and from black and white to color. Today, Tektronix continues its tradition of video innovation with tools that enable the transition from analog to digital, and the creation of expanding satellite and cable networks.

Tektronix Video Quality of Service (VQoS) solutions provide the only practical way to objectively monitor picture quality, and dynamically allocate bandwidth to ensure optimal quality across many channels. Tektronix solutions let you monitor MPEG streams for conformance to all system standards, generate test signals and transport streams, and monitor both analog and digital signals for standard and high definition TV.

FORTUNATELY,
SOME THINGS
NEVER CHANGE.

In the fast changing world of television, it's reassuring to know that Tektronix is committed to keeping *you* in front. For information on the complete line of Tektronix measurement and monitoring solutions for television, visit us at

www.tektronix.com/mbd/3037

Or call us at 800-426-2200, ext. 3037.

- Leading-edge solutions for TV:**
- 1. PQM300 Program QoS Monitor**
 - 2. MTM300 Multistream Transport Monitor**
 - 3. WFM1125 High Definition Digital Waveform Monitor**
 - 4. VM700T Serial Digital Video Measurement Set**
 - 5. AV601 Digital Audio/Video Monitoring System**

1984

Emmy for Outstanding Achievement in Engineering Development

1985

WFM300 CAV Waveform Monitor
TSC300 CAV Signal Generator

1986

1700 Series Waveform Monitors
1987
VM700 Video Measurement Set

1988

Emmy for Outstanding Achievement in Engineering Development

1989

TSC1000 Series HD Generators

1991

Emmy for Outstanding Achievement in Engineering Development



1993
WFM601 Series Serial
Component Monitor

1994
WFM90 Waveform/
Vector/Picture/Audio
Monitor

1995
MTS100 Series MPEG
Test System

1998
PQA200 Picture Quality
Analysis System

1999
WFM1125 High
Definition Digital TV
Waveform Monitor

1999
PQM300 Program
Quality of Service
Monitor

MTM300 MPEG
Multistream Transport
Monitor

1999
Emmy for Outstanding
Achievement in
Engineering
Development

CREATE THE FUTURE OF TELEVISION WITH TEKTRONIX MEASUREMENT AND MONITORING SOLUTIONS

Picture Quality

PQA200 Picture Quality Analysis System
PQM300 Program QoS Monitor

MPEG

MTG Series MPEG Transport Generators
MTM300 MPEG Multistream Transport Monitor
MTS200 MPEG Test Systems

Modulation Analysis

2715 Spectrum Analyzer
DMA120 Series Digital Modulation Analyzers
RFA300 Measurement Set 8VSB
TDS500D/700D Series Digital Phosphor Oscilloscopes
U3661 Spectrum Analyzer

Handheld

SDA601 Serial Digital Analyzer
TFS3031 TekRanger®2 Mini OTDR
TSG601 Serial Component Generator
TSG95 Pathfinder PAL/NTSC Signal Generator
TV220 CableScout™ TDR Cable Tester for CATV
TV90 CableScout™ TDR Cable Tester for CATV
WFM90 Series Waveform/Vector/Picture/Audio Monitors

HDTV

764 Digital Audio Monitor
1735HD Multi-format HD Waveform Monitor
AWVG1 Analog Wideband Video Generator Module
ECO422 Changeover Unit
HDVG1 HDTV Signal Generator Module
SPG1000 HDTV Sync Generator
TG2000 Signal Generation Platform
WFM1125 HD Digital Waveform Monitor

SDTV

1740A/50A/60A Waveform/Vector Monitors
760A Stereo Audio Monitor
764 Digital Audio Monitor
AV601 Digital Audio/Video Monitoring Systems
ECO422 Changeover Unit
SPG422 Component Digital Master Sync Generator
TDS3000 Series Digital Phosphor Oscilloscopes
TG2000 Signal Generation Platform
TSG422 Digital Component Generator
VM700T/SDTI Serial Digital Video Measurement Set
VmtWin Remote Control Software for VM700T
WFM601 Serial Component Monitors

The Tektronix logo features the word "Tektronix" in a bold, blue, sans-serif font. A red diagonal line is positioned below the letter "i", extending from the bottom right of the "i" towards the right edge of the logo.

www.tektronix.com/mbd/3037

800-426-2200, ext. 3037

Question:

How should stations plan on handling 5.1 audio in their facilities? Now, for the future.

world, like joystick surround panners. Rather than purely transplanting all the surround features from their film console onto a broadcast console, AMS Neve is currently working with broadcasters to adapt tools to suit the unique requirements of live broadcast. Key innovations for 5.1 broadcast include simple ways of handling multi-channel sources on a single fader and creating multiple versions of the mix in different formats simultaneously.

By Kenneth Hunold

Kenneth Hunold is a broadcast applications engineer for Dolby Laboratories, Inc. New York



The new digital television system has the capability of delivering up to 5.1 channel audio. Even some programs for analog television are being mixed in 5.1-channel formats to protect their shelf life for the future. The question for broadcasters is "How do I get six channels of audio through my audio system?"

Broadcasters usually do not have the capacity to route six channels of audio. Even the better-equipped broadcast facilities have only four channels of audio routing, matching the number of audio channels on their VTRs. Adding more audio routing levels is not a viable solution in most stations.

One solution would be to use audio data compression to fit the 5.1 channels of audio into a form that can be routed as a single signal. Dolby Digital (AC-3) has been selected as the audio compression standard for digital television. However, AC-3 was designed as an emissions coder for

the final link to the consumer, be it DTV, DVD, or DBS satellite. Because of the very low data rates that are used in DTV and DVD, the system was optimized for only one encode-decode cycle, and is not recommended for broadcast distribution use.

To overcome the data rate limitations of the consumer system, Dolby E, a higher data rate compression system was designed and implemented. Dolby E will never reach consumers; it will be re-encoded into AC-3 for transmission into the home. Dolby E is designed to be more production-friendly, with audio data frames that line up with the video frames (for ease in editing.) It was designed

KRAMER - Solutions That Make Sense

Whether you are installing a Presentation System, Edit Suite, Control Room, Video Conferencing System or any application that needs multiple source audio or video display, Kramer's extensive line of cost-effective matrix switchers gives you the uncompromising quality and versatility to solve any installation problem. Call us for a free catalog, to choose the model that best suits your application, or for some free advice.



• Video Bandwidth 200+ MHz
Audio Bandwidth 100+ kHz

• Video S/N 74 dB
Audio S/N 84 dB



• Balanced or unbalanced audio models

• Kramer K-switch® software included

• Control manually, RS-232 or RS-485

See us at NAB
Booth # M9857

See us at NSCA
Booth # 1525

Kramer Family of Matrix Switchers

• Video • Serial Digital (SDI)
• Audio • S-video • Video and Audio



20 East Main Street • Clinton, New Jersey 08809
(888) 275-6311 • info@kramerus.com
www.kramerelectronics.com

Over 250 Switchers, DA's, Processors, VGA/XGA Interfaces, Encoders and Decoders You Can Count On!

Circle (146) on Free Info Card



**Your crew gets the shot first.
But the other station airs it
before your editor leaves the edit bay.**

You Could:

- A) Yell, scream and have a fit.**
- B) Go Panasonic.**



Panasonic offers digital newsroom production systems that deliver fast-breaking news from edit bay to air in one rapid step. Our 4X transfer newsBYTE™ editor teams with DVCPRO News Automation

(DNA) systems to set the pace for end-to-end server and network-based news. DNA puts an entire video production network at your fingertips, including multi-resolution video archives and footage from affiliated stations networked by real-time ATM data links. Find out more about our server and newsroom solutions, including newsBYTE, DNA, Smart Cart archives, the 8-ch. AV-SS500 server and the all-new AJ-HDR150 DVCPRO multi-resolution server. Call 1-800-528-8601 or visit us at panasonic.com/openminds.

Because if you want to be #1, you need to be first to air.

Panasonic[®]
Open systems. Open minds.[™]

www.panasonic.com/openminds

Question:

How important is HD capability when considering production switchers and effects systems? Should stations pay for upgradability now or stay with SD quality for the near future?

To begin an upgrade to digital transmissions, there is one expense that can't be avoided: A digital transmitter must be purchased. However, a station doesn't have to buy a full power transmitter immediately, especially if the take up of digital services in its market is relatively slow. There are transmitter manufacturers today who are marketing low power transmitters for relatively little money—less than \$200,000 in most cases. The cost savings in electricity use alone vs. the larger systems can enable this purchase to pay for itself in as little as 12 months. Then, as the volume of installed digital sets in homes grows—or as a station discovers ways to make digital signals pay for themselves—the transmitter can be either upgraded or replaced as needed.

Once a digital transmitter is in place, how can a digital signal be cost effectively generated for transmission? There are a couple of options for this. The first involves taking the digital signal being transmitted by the network and simply passing it through to a transmitter. While requiring only the purchase of a receiver in

Once a digital transmitter is in place, how can a digital signal be cost effectively generated for transmission?

most cases, the limitations of this approach include an inability to generate any digital signals locally and an inability to regenerate any PSIP information for the local transmissions. To resolve these dilemmas, a digital encoder can be purchased. Yes, this is another expense, but if handled properly the costs can be incurred only as needed. Assuming that a station in the beginning of its digital transition doesn't have high definition equipment, and maybe doesn't even generate serial digital signals, a standard definition encoder can be installed. These units generally handle both analog and digital video inputs, and can be purchased for as little as \$30,000. For a slightly higher cost, some encoder manufacturers offer the possibility of buying an HD-ready encoder but loading it only with 480i30 software. Then, as the rest of the station is gradually upgraded in the future, the hardware remains the same and only software upgrades to HD formats need to be purchased and installed. Taking this route allows a station a minimal outlay of money today, while future proofing it for further upgrades tomorrow.

It can take a bit of research and planning, but there are ways to save money in a station's transition to digital technology. And just remember, despite what might be assumed, an all-or-nothing approach to high definition transmissions is neither required nor, in some instances, even the most logical route to a station's digital future.

By Mark Narveson

■ *Mark Narveson is product marketing manager, video production systems for the Grass Valley Group, Grass Valley, CA*



Broadcasters and production houses are facing enormous financial decisions as they move toward a DTV environment and start defining their production needs. While the FCC mandate calls for digital broadcasting, there is not a requirement to specifically broadcast in high definition. So broadcasters are struggling to create a new business model that maximizes revenue and profit for the available bandwidth and determine the right mix of video and data services. An important element of that is the mix between standard definition broadcast and high definition, and if high definition, what format?

The need to provide DTV (and specifically high definition HD) starts at the transmitter and moves back through the production chain from there. Thus, the first demand for HD equipment was for transmitters, master control, VTRs, small routers and a variety of glue products. Then comes the issue of producing content. At least to begin with, a small production switcher is needed for telecine work and

It will be very difficult for management to chose a production switcher that will satisfy future needs.

for long-format conforming. With all of this in place, a broadcaster can begin HD transmission of any number of productions that originated on film (like full-length feature films, as an example). By adding HD cameras and a larger production switcher to the mix, coverage of live events becomes realistic.

While there is a strong demand for HD with high production value, the price of equipment has limited the installed base to a few key fixed studios and remote truck operations. Also, the viewership for HD, at least today, is

Time to go digital...

Time to plan a strategy...

Time to call THOMCAST.

- DTV Transmission
- MPEG-2 Management
- Data Broadcasting

Faced with the urgent challenge of going digital? Are you struggling with how to optimize your available bits? Look no further. Thomcast can help you plan your digital architecture to realize additional revenue streams. We educate, integrate and offer the industry's most versatile portfolio of digital products, technology and services. From DTV transmission and Data Broadcasting to Encoding systems and MPEG Management solutions for Video, Data, and IP, we'll show you how to maximize every part of your bandwidth.

Backed by the worldwide resources of the Thomcast family, our experience and customer-centric solutions will open new doors of opportunity so that your data streams become dollar streams.

Put time on your side . . . call Thomcast today.



THOMCAST

Converting Data Streams to Dollar Streams

104 Feeding Hills Road
Southwick, MA 01077
(888) 872-8505
www.THOMCASTcom.com



COMARK • CDS • COMWAVE

Circle (151) or Free Info Card www.americanradiohistory.com Please join us at NAB Booth #19609

Expand Your System

Take a closer

Where else can you find over 300 reliable products for a variety of applications? Whether you need products for HDTV, digital component, digital/analog hybrid, or just plain analog video systems, look no further. FOR-A will do its best to dependably satisfy your needs and budget. Just take a closer look at what we have to offer. Expanding your creative horizons has never been easier.



HDTV SERIES



DCC-700H HDTV Color Corrector

SMPTE292M standard. 3 correction modes. Adjust parameters independently or grouped. Separate control of R, G, B, white, black levels; Y black & white clip. Proc amp controls. Control 4 MUs via OU.



VWS-700H HDTV Visual Workstation

Network/stand alone character generator/graphics support. Key, fill HDTV digital output (SMPTE292M). Still store, database interface. Supports 16.7 million colors, high resolution linear keys.



UPC-700H HDTV Up-Converter

Converts serial digital component (SMPTE259M-C) to HDTV digital (SMPTE292M). 4-field, motion adaptive, conversion. H/V digital enhancement. Color correction, noise reduction. CB generator features.

DSK-700H HDTV Downstream Keyer

Multi-key layering support. 2 ea. video/key (fill & key) inputs std., 4 w/ option. A/B switch configurable.

SMG-700H HDTV Safety Mark Generator

Superimposes reference mask on video. H/V mask position adjust. Memory store/recall 8 different masks.

LG-700H HDTV Logo Generator

Superimposes logo data on video. Load logos in BMP graphic format to PC MCI flash card memory for use.

HDF Modular Series

Frame synchronizer, routing switcher, video timer down-converter, video DA, fiber-to-video and video-to-fiber converters, support frames.



DIGITAL SERIES



CV-120 Digital Component Video Switcher

Single ME. 16 primary inputs, 2 keyers, serial editor interface. 2 optional AUX buses possible. Wipe pattern generator option. Color (gradated) & matte generators. Memory features, popular transitions.



DCC-700 Color Corrector

Serial digital component (SMPTE259M-C). 3 correction modes. Adjust parameters independently or grouped. Separate control of R, G, B, white, black levels; Y, C black & white clip. Control 4 MUs via OU.



MF-3400 Multiflex Image Processor

Open architecture, serial digital component, DVE. Configure for dual channel effects operation, or as 'ready-to-go' single channel system with pre-installed effects program. Memory, modifiers, other features.

CV-60 Compact Component Digital Switcher

Economical, single ME, switcher. User friendly panel. Chroma key std., optional advanced wipe generator.

Universal Bus Modular Support Systems

Economical system frames w/ multiple product modules available. Converters, multi viewers, more.

DR5-21 Digital Video Routing Switcher

Use for emergency signal bypass. 2 serial digital inputs (active thru 1); 4 distributed and relocked outputs.

FOR-A[®]
INNOVATIONS IN VIDEO
and AUDIO TECHNOLOGY

Homepage: <http://www.for-a.co.jp>

For information, call:
FOR-A Company Ltd.

Head Office: 3-1-7 Ebisu, Shibuya-ku,
Tokyo 150-0013, Japan
+81 (0)3-3446-3936, Fax: +81 (0)3-3446-1470

Horizons

look at FOR-A!

FOR-A[®]
INNOVATIONS IN VIDEO
and AUDIO TECHNOLOGY



ANALOG/DIGITAL SERIES



VPS-400D Video Production System

Serial digital component I/O switcher w/ DVE option. 8 digital inputs std. Optionally add 8 more digital or 8 analog (4 ea. video & key). Wipe generator, 2 keyers, step & sequence memory. Chroma key option.



FA-820/830 Digital TBC/FS

High linearity plus analog & digital I/Os. 10-bit processing at I/O. 32-bit internal. Noise reduction capability (FA-830 only). Full color correction control w/ option. High reliability & performance.



MightyMix Digital/Analog Component Video Switcher

Compact, single unit. IME/I keyer, switcher, 4 ea. digital, analog inputs, both formats at output. Self timing inputs (digital). Analog preview output. Chroma key std. DVE or digital AUX bus options. Adv. wipe option.



LDR-200 Live Digital Recorder

Better resolution, controllable super slow motion, accessory control software (DOS). Multiple format I/Os (selectable). Simultaneous record/playback capable. Delay, control units available.

FDM-V162 Digital/Analog Video Switcher

Modular based. 2 MU versions: component or composite hybrid. Preset memory. DVE. AUX options.

LDR-110B Live Digital Recorder

Better resolution, controllable slow motion. Multiple format I/Os (selectable). 2 control units available.

MightyCoder d/a Digital-to-Analog Converter

Hand sized, sync on/off, CB generator. Serial digital component in, relocked digital & analog outputs.



ANALOG SERIES



VPS-300 Video Production System

Flexible analog composite & component (YC/RGB/YPbPr) I/O switcher w/ DVE option. 8 inputs. Wipe, design background, & color generators, step & sequence memory std. Optionally add up to 2 keyers, chroma key, tally out.



FA-510 Time Base Corrector

Composite, YC input std.; YPbPr, RGB + sync input option. 4:2:2 processing. 1H delay, DOC, ACC std. Optional DT (dynamic tracking). Recursive, motion oriented, NR. Color correction; balances, Y gamma.



MF-3200 Multiflex Image Processor

Open architecture, analog composite/component, DVE. Dual channel effects capable. Memory functions, effects modifiers, more.



MV-1616 Multi Viewer

16-input, full screen or selectable split output display. Positionable titles, auto switch of displayed views, selectable split display patterns.

FA-140 Time Base Corrector w/ Converter

Composite, YC, genlock inputs; analog composite, serial digital component outputs. No field inversion.

FA-30 Time Base Corrector

Frame synchronizer, noise reduction features, 7 I/O adaptor selections. 4:2:2 processing. No field inversion.

FA-120 Time Base Corrector

Composite, YC inputs; analog composite output. No field inversion. Process control. AC or DC version.

FA-310 Time Base Corrector

Composite, YC input std.; YPbPr input option. All inputs at output. 1H delay, DOC, ACC std.

FA-810 Frame Synchronizer

10-bit digital signal processing (4x subcarrier sampling). High signal transparency. Four field memory.

MV-40E Multi Viewer

4-input, full or quad split output. Positionable titles, lost signal indication. Frame freeze.

MV-94 Multi Viewer

9-input, full/quad/9-split output. Positional titles, alarm input capable, lost signal alarm. Field freeze.

MV-10D Multi Viewer

2-input, full or split (H or V) output. Compressed/non-compressed display select (when split). Field freeze.

MF-310 Multiflex Image Processor

Economical, but effective, analog DVE support. T3D option adds effects such as page turns, twists, bursts, more.

FOR-A America Head Office : 2400 N.E. Waldo
Road, Gainesville, FL 32609, U.S.A.
352-371-1505, Fax : 352-378-5320

FOR-A Los Angeles Office : 11125 Knott Ave.,
Cypress, CA 90630, U.S.A.
714-894-3311, Fax : 714-894-5399

FOR-A Corporation of Canada : 425 Queen St.
W. #210, Toronto, Ontario M5V 2A5, Canada
416-977-0343, Fax : 416-977-0657

Question:

How important is HD capability when considering production switchers and effects systems? Should stations pay for upgradability now or stay with SD quality for the near future?

still in its infancy, making it difficult for broadcasters to justify a heavy investment in HD production.

Thus, other than a few early adopters, the demand for large HD production switchers has been relatively low. There is a strong requirement for a migration path for SD switchers purchased today, however. It seems clear that the right path is to make an investment in a standard definition system that provides the maximum production value for today's needs without paying a price premium for future HD capability. It is equally important to select a manufacturer who is committed to providing that production capacity in high definition when the market is ready and when the price premium for such equipment is much lower. Format flexibility is also essential, especially for station groups that might have operating stations with 1080i and 720p in their portfolio. Finally, the

system selected should be post-friendly to support mastering and post-production work in 1080p24.

By Ed Fraticelli

■ *Ed Fraticelli is Director of Engineering & Post Production for Production Masters, Inc., Pittsburgh, PA*

Certainly, a large and exciting aspect of the world of DTV is the ability to transmit high definition pictures into homes. But at this time, HDTV is a moving target, since there is no definition of what high definition really is. Is it 1080 interlaced lines at 30 frames per second, or is it 720 progressively scanned lines? Or is it something else, like 480 progressive, or 1080P at 24 fps? And unless a station has already chosen the internal HD production standard that they will use, it will be very difficult for management to choose a production switcher to satisfy future needs.

For some stations, the choice will be made easier by their network's decision or by the joint decision by the owner group. For others, no clear choice is best. In these cases, it may be better for stations to plan to migrate first to digital production switchers, at standard 601 resolution. Existing analog sources can still be accommodated with the use of A/D converters, and the output could also



Axon.

On target for all screen geometries

ARC-3000 POST PRODUCTION ASPECT RATIO CONVERSION

From standard 4:3 to fantastic 21:9 "CinemaScope" formats, the new Axon ARC-3000 carries out aspect ratio conversion with sub-pixel precision. This remarkable variable scaling capability, which allows conversion in steps smaller than a single pixel, is the most versatile solution for post-production applications. Its intuitive control panel features 'direct access keys' for functions like horizontal panning. A dedicated remote control is also available.

And for aspect ratio conversion in transmission applications, the ARC-2000 provides optimised conversion between 4:3, 14:9 and 16:9 formats with 10-bit resolution and up to 20-bit Internal processing resolution. The result is natural-looking, high-quality images without jagged edges or stepped diagonal lines.

Get on target for the most powerful aspect-ratio conversion solutions. **Get in touch with Axon.**

AXON
Digital Design

THE MARK OF DIGITAL ACHIEVEMENT

AXON DIGITAL DESIGN BY

THE NETHERLANDS. PHONE: +31 (0)13 511 6666.


UNITED KINGDOM. PHONE: +44 11 89 21 37 00.

U.S.A. PHONE: (212) 265 6865.

<http://www.axon.nl> Email: axon@axon.nl


Circle (153) on Free Info Card

See us at NAB booth L2006



Wouldn't it be *nice*
to get a server that
doesn't **FORCE** you to
acquire new skills?

Introducing
the Abekas 6000,
the server you
already know
how to use.



If you want a flexible, scalable,
exceptionally versatile digital
audio video server that will help
you well into the next century *and*
gives you the control you want
without so much as a whimper,
look at the Abekas 6000.

Simplifying your life starts at
www.accom.com/6000

Accom.

See us at NAB Booth #S4909

Circle (154) on Free Info Card

Question:

How important is HD capability when considering production switchers and effects systems? Should stations pay for upgradability now or stay with SD quality for the near future?

be upconverted to higher definitions with any of the quickly developing up-converters being offered.

At least two major digital switcher manufacturers are offering the ability to have one switcher's control console switch between multiple sets of electronics chassis. This way, a switcher could be used to produce SD video in the morning, and switch a live HD newscast that afternoon.

It would be wise to check out all that is available and to look 5 years or so into the future. What needs will your station or facility have during that time? Then one can only make an educated guess as to what choice would be best.

By Mark Sharp

■ *Mark Sharp is Applications Manager – Production Switchers for Philips Digital Networks.*

Before you answer high definition question in your production switcher selection, fundamental short-term and mid-range planning has to happen. Then you should weigh HD factors.

First of all, you know that the news and local productions are the lifeblood of your station. And you know that the model you buy needs to give you a look that will set you apart from your competitors.

Even in an all-digital plant, digital reference generators still lock to good old analog black-burst signals.

With this in mind, you have to consider the features that are delivering today:

Is the layout of the switcher a classical design (cascading

M/E architecture with unlimited re-entry)?

How many keyers are on each M/E?

How many downstream keyers are available?

How does the switcher integrate with other manufacturers' DVEs, DDRs, DSKs, servers and other machines?

Is the machine control interface frame accurate?

How simple is the chromakeyer to operate?

Is the manufacturer actually delivering field tested units, or offering features that will deliver "someday"?

You also know that installing a new digital switcher is going to take a lot of time and money. It is not just the cost of the switcher to factor in. There are costs for converters, frame syncs, audio delays, cables, consoles and training. With all these expenditures, the prudent buyer wants to be

sure that whatever is purchased has enough flexibility to grow with the facility and changing production values.

Now the questions become:

How many auxiliary buses are available?

Are you going to permanently burn up auxiliary buses feeding the DSK's?

How old is the operating platform being proposed? Is there enough headroom in its design to adapt to changes?

These are the type of questions that go to the core of being able to operate profitably in the near future. Once these issues are answered, then you should look at the HD issue.

When you think about HD, think in terms of insurance against uncertainties. If, for instance, your network affiliation changes from one that uses 1080i to one that requires 720P, your switcher manufacturer should be able to deliver an HD box that would be flexible enough to change with the different HD formats.

Another form of insurance is to buy from a manufacturer who recognizes the need to seamlessly integrate other companies' ancillary devices. As HD becomes more of a reality, there will, undoubtedly, be changes in companies who lead in DVE or DDR technology. Hooking up with manufacturers that design equipment that forces you to stay with them could lock you out of great accessory equipment options down the road.

The good news for today's buyer is that questions like these are less ominous as manufacturers, like Philips, are designing systems (like the DD35 and the HD35) with these variables in mind. Uncertainties about the future require agility in equipment design. It is up to us, as manufacturers, to design equipment that can cover our customers' needs for the long haul.

DIGITAL IMPLEMENTATION

Question:

As facilities transition to digital, new problem areas such as lip-sync, arise. What new tools are available to help minimize these digital problems?


By Tom Tucker

■ *Tom Tucker is a product marketing manager for the Video Business Unit of Tektronix, Inc., Beaverton, OR.*

The transition to digital television has brought many challenges for broadcasters. Controlling video signal latency through the program contribution chain has turned out to be one of the biggest. Since the video signal requires much more network bandwidth than the audio signal, it receives the majority of the processing attention. This produces more latency in the video channel than is common in the audio channel. The resulting timing



LC Fiber Optic Connector Products



Methode Fiber Optic products manufactures a complete line of LC connectivity products for voice, video and data applications. The LC brochure details product specification and performance standards of this small form factor solution. Singlemode and multi-mode connectors, adapters, simplex and duplex patchcords, and cabling hardware are now available.

Methode Electronics, Inc.
Fiber Optic Products
7444 West Wilson Avenue
Chicago, Illinois 60706
(800) 323-6858 Fax: (708)867-9621

Circle (303) on Free Info Card

Quick-Cure™ Connectors




The Methode ST® and SC Quick Cure™ system combines patented polymer ferrule technology with a rapid cure adhesive. The pedestal tip reduces fiber breakage, and the 20 second curling interval decrease field termination procedure time.

Methode Electronics, Inc.
Fiber Optic Products
7444 West Wilson Avenue
Chicago, Illinois 60706
(800) 323-6858 Fax: (708)867-9621

Circle (304) on Free Info Card

SC Fibre Channel Loopback



Methode offers several loopback products to test a variety of optical network and basic transceiver operations. Fibre Channel System (FCS) compatible loopback connectors are available with several attenuation levels.

Methode Electronics, Inc.
Fiber Optic Products
7444 West Wilson Avenue
Chicago, Illinois 60706
(800) 323-6858 Fax: (708)867-9621

Circle (305) on Free Info Card

Angle Polish Connectors



Broadband Applications require the back-reflection reducing capabilities of Methode APC Angle Polish Connectors. Available in FC, SC, and LC configurations.

Methode Electronics, Inc.
Fiber Optic Products
7444 West Wilson Avenue
Chicago, Illinois 60706
(800) 323-6858 Fax: (708)867-9621

Circle (302) on Free Info Card

MP™ Connectors



The Methode MP Ribbon Connector System offers a 12 fiber capacity in a miniaturized footprint patterned after SC styles. The MP is ideal for high-density LAN and data center applications.

Methode Electronics, Inc.
Fiber Optic Products
7444 West Wilson Avenue
Chicago, Illinois 60706
(800) 323-6858 Fax: (708)867-9621

Circle (301) on Free Info Card

MP to MT Hybrid



The Methode MP to MT Adapter provides ribbon fiber compatibility between existing systems architecture, enabling seamless transition for the MethNet System.

Methode Electronics, Inc.
Fiber Optic Products
7444 West Wilson Avenue
Chicago, Illinois 60706
(800) 323-6858 Fax: (708)867-9621

Circle (300) on Free Info Card

Stratos™ fiber optic connectors work where others fail.



Expanded Beam technology lets your broadcast go through no matter what.

Whether you're trying to communicate through dirt, mud, water, grease – or even explosions – Methode's new Stratos fiber optic connectors can do the job. That's because they use Expanded Beam (EB) technology for unsurpassed performance in harsh environments.

Machined from advanced materials, Methode's Stratos EB connectors are easy to clean and easy to mate. They have the optical characteristics of the high-performance fiber optic connectors you'd find in a nice, clean computer room –

but with the ability to handle any unprotected environment no matter how rough.

All Stratos EB connectors are supported by Methode Fiber Optics offices and personnel located all over the world. It's just what you'd expect from Methode Electronics, a \$400 million company and developers of the advanced MP™ and Quick-Cure™ connectors.

Call 1-800-323-6858 today to learn more – or to place your order – for Methode Stratos EB fiber optic connectors.



Methode Electronics, Inc. • 7444 W. Wilson Ave. • Chicago, IL 60706 • 1-800-323-6858 • FAX: 1-708-867-9621 • www.methode.com • fopinfo@methode.com

ST® is a trademark of Lucent Technologies

Circle (155) on Free Info Card

9219-2

mismatch can produce the annoying lip-sync error common in television today. Partial solutions for this problem in the studio include an audio delay unit slaved to a video synchronizer. However, this approach only corrects for

IOTs are not only meeting expectations, they are exceeding them and still improving.

delay added at the studio and cannot compensate for variations in audio-to-video timing common in the television contribution network. A new solution to this problem is to embed an audio timing reference directly into the video signal using digital watermarking at the point of program creation such as an ENG truck or sports stadium. At this point an audio-to-video timing mark has been created in the video signal effectively locking them together. Then any-time later in the program distribution chain this audio time reference can be extracted from the video signal and compared in time with the actual program audio signal. Any timing difference detected between the embedded reference and the program audio is an indication of audio-to-video delay, otherwise known as lip-sync error. The measurement can also be used to control an internal or external audio delay corrector to automatically retime the audio signal to the video signal, effectively eliminating this error from the broadcast distribution chain.

studio and cannot compensate for variations in audio-to-video timing common in the television contribution network. A new solution to this problem is to

effect from excessive cable lengths. Monitoring the digital audio signal is also necessary to identify undesirable muteness, pops and clicks and to format the signal properly. This will require an AES digital audio monitor.

In a hybrid SDTV/HDTV facility, reference generators for both standards will be necessary. It is interesting to note that even in an all-digital plant, digital reference generators still lock to good old analog black-burst signals. Therefore, a stable source of analog black-burst will also be needed, preferably locked to a traceable timing source such as a GPS receiver. Incoming program feeds will be both baseband and analog. An automated measurement set can provide verification of signal quality and hardcopy documentation. Some incoming feeds need to be checked for problems such as blockiness, frame drops and other MPEG artifacts before archival and editing.

In a DTV facility, an ATSC Grand Alliance MPEG encoder is most likely found at the output of master control and not at the transmitter. A source of video and audio programming chosen for testing the ATSC encoder's ability to compress with acceptable visual effects is needed. This test is best performed with a reference-based picture quality analysis system that streams out special video sequences chosen for their ability to stress an MPEG encoder, measuring any visual degradation as would be perceived by a human viewer. The bit rate of the GA transport stream and individual program streams needs monitoring as well, to ensure that adequate bandwidth has been allocated to each. Some test equipment can monitor up to eight MPEG transport streams and all included programs simultaneously. At the DTV transmitter, an 8VSB digital modulation analyzer should provide the features needed to keep the DTV transmitter within FCC specifications as well as provide remote monitoring to the studio.

TEST EQUIPMENT

Question:

What test equipment is needed to get a DTV/HDTV facility up and running? What will be needed to keep it going?

By Jeff Noah

■ *Jeff Noah is a product marketing manager for the Video Business Unit of Tektronix, Inc., Beaverton, OR.*

The basic needs of any television facility start at the source — that is, a dependable master video sync generator source with an audio reference out, preferably digital AES. Master timing sources are fanned throughout the facility ensuring the desired frequency and phase locking of all equipment to a single traceable source. The fan-out also allows testing and fine-tuning of cable lengths and delays to ensure proper phasing of all equipment on the test signal path. High-quality SDI waveform monitors for both SDTV and HDTV are needed to validate the jitter stability of the SDI transport stream and verify signal strength. This monitoring helps avoid the digital cliff



RF AMPLIFIERS

Question:

Theory vs. reality. With more than 100 DTV stations on the air, how well are the various transmitter amplifier types (Diode, IOT, solid state) performing relative to expectations? What has gone right, what has gone wrong?


By John Allan

■ *John Allan is vice president, marketing for Eimac, a division of CPI.*

Field experience is showing that IOTs are not only meeting expectations, they are exceeding them and still improving. Since WCES went on the air in 1988 imac Klystron IOT in NTSC service, marking the beginning of the IOT



TAKE THE NEXT STEP IN SOUND



Viewers love surround sound. Now, with Dolby E you can take the next step to multichannel surround sound for DTV. Because with Dolby E it's easy. You can use your existing digital equipment to distribute up to eight channels of high-quality audio, plus Dolby Digital metadata, for the best sound imaginable. And with the Dolby E decoder's voice-over and switching capabilities, even local stations can easily broadcast 5.1-channel audio. The Dolby E DP571 Encoder and DP572 Decoder are available now from Dolby professional audio dealers. Contact us to find out how easy it is to take the next step.

www.dolby.com/tvaudio

DD Dolby

BREAKING SOUND BARRIERS
FOR 35 YEARS

Dolby Laboratories Inc • 100 Potrero Avenue, San Francisco, CA 94103-4813 • Telephone 415-558-0200 • Fax 415-863-1373
Wootton Bassett • Wiltshire • SN4 8QJ England • Telephone (44) 1793-842100 • Fax (44) 1793-842101 • www.dolby.com

Dolby and the double-D symbol are trademarks of Dolby Laboratories © 2000 Dolby Laboratories Inc. 800/12933

Circle (156) on Free Info Card
www.americanradiohistory.com

era, IOTs from the two major manufacturers have rolled up an impressive reliability record. There are well over 1000 IOTs in service, some with operating hours greater than 60,000 – 70,000 and still going. It has not been long enough yet for the 100 DTV stations to establish such an impressive history, but since the digital IOTs are the next generation of these proven designs, there is every expectation that similar results will be achieved. With this level of performance, claims of greater reliability by solid state seem illusory, and the IOT's position as the heart of DTV

broadcasting seems well established.


The IOT's position as the heart of DTV broadcasting seems well established.

is configured with 4 IOTs running at 66% power for the final amplifier stage. If one IOT fails, the station is able to still make full power with the three remaining IOTs. There have been a few reports of high rates of crowbar events from some sites, but these are not always IOT related. At WNYW-DT, the FOX station in New York, the FOX

This is not to say there have been no problems as the DTV stations were brought on the air. There has been the occasional infant mortality failure, as at WBTV-DT, the 1MW station in Charlotte. This transmitter

engineers have been experimenting with optimizing the operating conditions of the IOTs, and in one of their cabinets have managed to go since November without a single crowbar event. They are now looking to apply those techniques to their other IOTs in service.

There has also been progress improving the cavity hardware which is an integral part of the IOT system. Earlier, some of the transmitter manufacturers had difficulty meeting the FCC mask for out-of-band signals, which ultimately proved to be interplay between the cavity input circuit and the transmitter precorrection circuitry. This was overcome through teamwork between the transmitter manufacturers and the IOT manufacturers. There have been some cases of RF leakage from the IOT input cavity into the transmitter, again at certain channels and in certain equipment. These have been addressed on a site-by-site basis, but they do point out the need for a more robust design of the cavity/hardware supplied with the IOTs. We are introducing our next generation system hardware at this year's NAB show, and this problem too will be relegated to history. So as you can see, the first-level problem, that of reliability, has been put to rest, and now the second level problems, mostly with the associated hardware, are being resolved. This is normal evolution of a product, and we expect that these and other improvements will continue during the entire product lifetime.



Like all great things, it's built to last.



Our Pro Patch™ Audio Bay is so reliable, some might call it the eighth wonder of the world. Engineered to the industry's most exacting standards, it simply won't fail. Plus, you get unique, proven features like our longframe and bantam jacks with self-cleaning crossbar contacts, and our new, time-saving QCP IV punchdown system. So, if you're looking for an audio bay that's designed to last a lifetime and then some, try a Pro Patch™ Audio Bay. It'll never let you down.

To learn more about Pro Patch™ Audio Bays, call 1-800-726-4266. Or visit us at www.adc.com/propatch.

Something Really Big is Coming ...
NAB 2000 Will Reveal All.



See us at NAB Booth #L 543

Have you ever felt your MPEG-2 DVB system lacks flexibility?



Our's Don't!

We know that as a professional broadcaster, you expect your MPEG-2 DVB system to be flexible enough to meet any of your special requirements.

That's precisely the reason to choose Tadiran Scopus with the comprehensive end-to-end MPEG-2 DVB solution, especially designed for the professional broadcaster. We embrace standards and don't create new non-standards, ensuring an open architecture and proven full interoperability. Achieve the highest quality and performance. Get the most cost-effective solution on the market for the distribution of digital video, audio and data.

CBS Newspath, Cablecom, TCI/Primer, Telespazio and other leading broadcasters already made their choice. What about you?



DVB - MPEG-2 - OpenTV
4:2:0 - 4:2:2

Tadiran Scopus Ltd.
5 Hatzoref Street, P.O.Box 267
Holon 58102, Israel
Tel: +972-3-557-6200
Fax: +972-3-557-6249
E-mail: info@scopus.co.il

Tadiran Scopus - USA
12265 World Trade Drive, Suite G
San Diego, CA 92128
Tel: (858) 618-1600
Fax: (858) 618-1615
E-mail: info@scopususa.com

www.tadiranscopus.com



Next Generation Video Compression Solutions™

Circle (158) on Free Info Card
www.americanradiohistory.com

8VSB/COFDM

Question:

Many stations are wondering just how rugged are DTV transmissions? What technologies are now available to help solve DTV reception problems? How will you be supporting the local broadcast station in the implementation of DTV?

By Gary Shapiro

Gary Shapiro is president of the Consumer Electronics Association.



Unfortunately, rumor and proprietary demonstrations have prompted questions about the DTV broadcast standard. In early February, a unanimous Federal Communications Commission (FCC) decision put these concerns to rest. The fact is digital television reception has successfully undergone extensive indoor and outdoor field tests at thousands of sites in cities across the United States. More importantly, retailers and CEA surveys of DTV owners report that consumers who are viewing over-the-air digital television love what they're seeing. Reception in challenging areas will only continue to improve as manufacturers introduce new generations of products.

Broadcast television is just one part of the programming picture. Nearly two-thirds of American homes currently receive their TV programming through a cable system. For this reason, it is critical to ensure that the full benefits of digital and high-definition television reach cable subscribers. CEA believes that "must carry" rules must apply in the digital world.

CONSUMER DTV ACCEPTANCE

Question:

Is DTV acceptance on track? Can the FCC's 2006 deadline hold up?

By Mark S. Richer

Mark S. Richer is executive director of the Advanced Television Systems Committee (ATSC), Washington, DC



DTV is certainly on track. According to the National Association of Broadcasters (NAB), there are 117 DTV stations on the air. These stations provide digital television to

over 61% of all U.S. TV households. That's a clear commitment from the broadcast industry to implement ATSC DTV. At the same time, the consumer electronics industry has shown their commitment by the broad range of ATSC DTV products that have been announced. From plug in PC cards to home theater systems, the consumer has a great deal of choice. I think that just about everybody who attended this year's Consumer Electronics Show (CES) left with a great deal of excitement about DTV. While I was there, I personally counted 17 different manufacturers of ATSC receivers (devices with 8VSB demodulators). Most of these companies showed multiple products.

Of course content is king and we are starting to see more and more high definition programming. In addition, enhanced television and data broadcasting services are also starting. With broadcasters on the air, consumer product on the market, and new programming and services expanding we will start to see significant penetration of ATSC receivers in the marketplace.

Of course the 2006 deadline is quite aggressive and may never have been practical. I believe that the government will be conservative about the termination of analog television. In fact, I predict that broadcasters will want to shut off their analog transmitters before the government will let them.

By Ed Grebow

Ed Grebow is President of Sony Electronics' Broadcast and Professional Company.

Consumer acceptance of DTV has been more sluggish than most industry analysts and I had anticipated. Sales of home receivers have been slow due to lack of programming, high cost, doubts about technical and copyright protection standards, and cable compatibility issues.

However, the advent of lower cost, higher quality sets being released this year, the availability of more HD programming and the FCC's recent decision to dismiss Sinclair Broadcasting's petition to modify the DTV broadcast modulation standard, should stimulate consumers to jump on the DTV bandwagon. As far as whether the 2006 deadline will hold, probably not. Although digital broadcasting is evolving at an accelerating pace, the FCC will need to extend the deadline to allow for an effective and complete transition to digital television. This will possibly take until about 2010.

For broadcasters, the economic models for digital television are still evolving. What is apparent today is that the broadcast, cable and telecommunications industries will all play a part in providing a wide range of consumer services utilizing the digital receiver and infrastructure. Partnering among companies will become an essential part of doing business. Television will become a multipurpose entertainment and information appliance. The digital world will become a rich mixture of HDTV, datacasting, multicasting and a combination of other services that will produce a viable business model.



Bill Thompson

To The Power of Maxell



The performance and reliability of Maxell's professional media blows away Bill Thompson, Vice President-Post Production for Crawford Communications in Atlanta.

"For me, it's all about performance and reliability. I depend on Maxell's Betacam SP to deliver the ultimate in audio and video reproduction." Maxell's media family also includes digital products like DVCPRO, D-5, Digital Betacam, D-2 and D-3. Can you depend on your professional media? You can reach Bill Thompson at bthompso@crawford.com



Take your professional media to the power of Maxell.



maxell

PROFESSIONAL

To learn more about Maxell Professional Media, call 1.800.533.2836 or visit our website at maxellpromedia.com

Circle (159) on Free Info Card
www.americanradiohistory.com

WARNING - IN 45 SEC **MODULAR SYSTEM**

See us at
NAB2000

#L11039
(LVCC)



ENDS YOUR WILL SELF-INSTRUCT!

Tick...tick...tick! Think of all the time you spend reprogramming the remote control after expanding and re-configuring your modular system.

But if you use IQ it takes no time at all. RollCall™, our remote control and monitoring system, updates automatically every 45 seconds.

So when any changes are made to your network, it instantly recognizes the new modular configuration and updates itself.

All thanks to a unique feature of IQ Modular™ where each module's essential

information – its status, menu structure and PC control window, is held on the card itself. So it can be downloaded instantly into your control system.

So straightforward. But then this is just one of the many intelligent features that make our unique IQ Modular System the automatic choice for the digital era.



SIMPLY MORE INTELLIGENT



IQ MODULAR

by



SNELL & WILCOX



For more information on the IQ MODULAR System contact:

Snell & Wilcox Inc., 2225-I Martin Avenue, Santa Clara, CA 95050

Tel: (408) 260 1000 Fax: (408) 260 2800

website: www.snellwilcox.com

Circle (160) on Free Info Card

Question:

Is DTV acceptance on track? Can the FCC's 2006 deadline hold up?

By Gary Shapiro

■ *Gary Shapiro is president of the Consumer Electronics Association.*



DTV acceptance is right on track. More than two dozen manufacturers have introduced DTV products and retailers across the country are selling DTV. In 1999, DTV product sales exceeded industry projections of 120,000, and we expect to sell five times that number this year.

Consumer reaction to DTV has been what we expected – enthusiastic. Retailers report increased store traffic and sellout sales in 1999. As with all consumer electronics technologies, DTV adoption has been fueled by content — an increase in available DTV programming led to double-digit sales growth during the fourth quarter.

DTV is on its way to becoming a mass market product as prices come down and the range of available products grows. By 2006, the target date for ending analog broadcasts, CEA conservatively estimates that 30% of U.S.

households will have DTV – or 30 million DTV products will have been purchased. After 2006, CEA projects quicker adoption rates.

To keep the DTV transition moving, the industries involved in the transition must keep looking forward, avoiding unnecessary delays and distractions.

Manufacturers are committed to providing consumers with subsequent generations of DTV products that incorporate performance improvements and additional features. But adoption rates will be driven in large part by available programming. It is critical that broadcasters, cable and satellite providers continue to invest in digital facilities and HDTV production.

In 1999, DTV product sales exceeded industry projections of 120,000, and we expect to sell five times that number this year.

DTV BUSINESS MODELS

Question:

There have been plenty of discussions about the business models for DTV. Just where are the opportunities with DTV from a business standpoint?

By Wayne Ruting

■ *Wayne Ruting is CEO of Columbine JDS Systems, Denver, CO.*



DTV business opportunities, as they pertain to terrestrial DTV in the U.S., are still more theoretical than real. Obviously the increased available bandwidth will allow broadcasters to do more, if they so choose. And herein lies the challenge that broadcasters have been wrestling with for the past year or so — with the ability to offer viewers more choices, broadcasters also face the danger of fragmenting their own market. In essence, every additional programming option can become a threat to the broadcaster's existing programming. That is, say for instance a broadcaster decides to offer a pay-per-view movie channel. Will added revenues from the new channel justify stealing viewers from the broadcaster's existing channel? I think that right now no one really has good answers for these types of issues, and that the answers will actually vary in different locations depending on market conditions. But, given this caution, one thing that DTV certainly offers is flexibility, and I think there are a number of interesting business opportunities, that, while still untested, seem to be very promising.

One of the most promising opportunities lies in the ability for broadcasters to do more precision demographic targeting. With the added bandwidth and the ability to transmit a number of channels, different programming streams can be directed at subsets of what had previously been a single large audience, which should allow broadcasters to be able to charge a premium for advertising spots. With sophisticated automation and management technology, this type of service could be implemented without significantly increasing existing operational costs beyond those of a basic service.

A second interesting opportunity is in datacasting and any number of specialty subscription services. Even after increasing the number of channels for programming, broadcasters should have bandwidth capacity to offer these types of community information services. These could be anything from specialty classified advertising or real estate listings to financial updates. Local newspapers, for instance, could partner with broadcasters to offer classified advertising services or news update services.

Some of the most interesting opportunities are in the area of sports broadcasting. For instance, sporting events

World Wide Audio, without leaving your studio.

Rocket Network takes audio production beyond the boundaries of studio walls, making connections that let you work with anyone, anywhere, anytime. It's like a global multi-track, ready around the clock for musicians to lay down parts, voice-talent to deliver lines, or producers to audition mixes. No time zones, no jet lag, just pure audio productivity.

On-line Flexibility.

Rocket Network™ uses the Internet to allow professionals to work together on audio productions without having to be in the same physical space. Instead of shipping tapes from place to place or renting high-capacity phone lines, you log into your Internet Recording Studio, where Rocket Network handles the details of passing your parts to others and vice versa. That leaves you free to concentrate on capturing the perfect take, using your own local system to record and edit. Whenever you're ready for others to hear your audio or MIDI parts, you simply post your work to the Internet Recording Studio, automatically updating everyone else's session.

Full Audio Fidelity.

With Rocket Network, there's no compromise in audio quality—the system handles files in a vast range of formats and compression levels, all the way up to uncompressed 24 bit/96kHz. And you don't need access to a super-fast connection; DSL or T1 is great, but you can also work productively over a humble 28.8 dial-up. The system supports multiple user-defined presets for posting and receiving, and handles all conversions, letting everyone participate in their own preferred format. That means you can conduct a session in a speedy, low bit-rate "draft" mode, then move on while the final parts are posted in the background at full-fidelity.

Professional Tools.

Through partnerships with leading audio developers, Rocket Network is bringing RocketPower™ to the professional tools you already use, starting with Steinberg Cubase VST and Emagic Logic Audio. Because participants in a session don't all have to use the same application, you each work in whatever RocketPower environment best suits your needs. A multi-level permission system lets you control access to your Internet Recording Studio. And our RocketControl™ client offers built-in chat capabilities, so everyone in the session can chime in with feedback as the project takes shape. The Rocket Network Web site offers additional resources for audio collaboration including, software downloads, forums, and a directory of like-minded creative types from around the globe.


A Powerful Connection.

Rocket Network adds a new level of freedom to creative collaboration, allowing you to choose your team—singers, musicians, voice-talent, composers, engineers, producers—based on who's right for the project, wherever they happen to be. With full fidelity, plus anytime, anywhere productivity, Rocket Network is a powerful new connection to the world of audio production.

Escape the boundaries of your studio walls.

Register at www.rocketnetwork.com

source code RN11



Question:

There have been plenty of discussions about the business models for DTV. Just where are the opportunities with DTV from a business standpoint?

could utilize the DTV bandwidth to transmit multiple camera angles, allowing viewers to select the camera angles which they would like to view and switch between cameras at will. Experiments with these types of offerings have already been tried by some of the satellite broadcasters in Europe, with much popular success.

By Tony Gargano

■ *Tony Gargano is president and CEO of Agilevision.*

Originally, the broadcast community was extremely concerned as they saw incursion into and erosion of the spectrum allocations assigned for their use. With the broadcasters' push to HDTV (in large part to protect that spectrum) and the FCC's eventual adoption of a DTV service (note the distinction between HDTV and a DTV service) and the assignment of a second channel to each broadcaster, the FCC unleashed a huge new revenue opportunity to the broadcast industry. This revenue opportunity arises as the only mandated requirement on the broadcaster for that second



No matter what the format, resolution or aspect ratio someone must produce content.

That leaves a huge portion of that 'pipe' available for the discretionary use of the broadcaster for alternative revenue generation opportunities.

With the current penetration of true DTV receivers perhaps on the order of a tenth of one percent of television households, legal impetus aside, there is little fiscal impetus for the broadcaster to invest in lighting up his DTV transmitter. What is evolving, however, are new applications and services that can utilize a portion of the DTV stream. There are various types of such services coming to the fore. Some are open, some are proprietary; some propose broadcasting to the PC, while others to a STB on the television receiver. Most involve some level of interactivity utilizing a telephone connection for the upstream

channel is the digital carriage of an NTSC service equivalent quality signal. This mandate can be met utilizing but a few Mb/s of that almost 20Mb/s per second channel 6MHz pipe.

channel. The final point of understanding is a dedicated data channel vs. opportunistic data. In some cases the data service can utilize free portions of the DTV stream to drop in data packets while in other cases the level of intensity of the data service requires the dedication of a portion of the DTV stream.

One of the initial companies proposing such a service has already announced plans for a nationwide roll-out early next year. Thus, given the current lack of DTV receiver penetration and the looming must-carry issues for the DTV service, the broadcaster may find that the real near-term revenue opportunity for his DTV pipe is the transmission of data services. So, in an interesting juxtaposition, over the short term what was initially believed to be an ancillary revenue opportunity to the DTV service may prove to be the primary revenue generator to an ancillary DTV service.

By Aram Friedman

■ *Aram Friedman is director of engineering, Hayden Planetarium & Broadcast Systems, American Museum of Natural History, New York.*

During my 25 years in this industry I have participated in several technical revolutions, each requiring broadcasters and post production facilities to retool and upgrade. These overhauls have always been profitable for manufacturers and engineers but can be costly, if not disastrous, for the facility owners. One group, however, has always managed to resist these technological changes. No matter what the format, resolution or aspect ratio someone must produce content.

When we introduced the first generation of 16:9 plasma screens and HD players to the American Museum of Natural History here in New York, we were encouraged by the low cost of playback and display. We were not as enthusiastic about the initial investment in production hardware. The price of the HD camera and lens was once again \$100k, not to mention the high price of the MPEG encoder, recorder, edit system and peripherals.

However, with tools in hand, our documentary production unit was more than delighted to provide content for this

Broadcasters are most powerful as content providers in the new paradigm.

new format. Almost immediately, these original stories and images have been requested by our less funded museum cousins. For them a single HD player and Plasma screen can be purchased for under \$20k. Multiple screens can be added with a modest investment in fiber or copper distribution. So long as they are not required to purchase their own production and post facility these organizations can afford the display system.



FUJINON HDTV



KOMO 4 NEWS

The Digital Choice.

When choosing a High Definition studio lens, there are three things to consider . . . Quality, Performance and Price.

Fujinon's HA26x6.7 ESM DIGI POWER LENS meets and even exceeds these demanding requirements. That's why the HA26 has been purchased by the networks and major TV stations and was the lens of choice for the first HD news broadcast on KOMO-TV, Seattle, WA.

The HA26x6.7 ESM combines 6.7mm wide angle and 175mm telephoto capabilities in a single lens and outperforms all other lenses in its class.

With today's demand for technological advancements, Fujinon remains dedicated to delivering the most powerful and versatile lenses available. Smooth responsiveness, crystal clear quality and truly affordable pricing make the Fujinon HA26x6.7 ESM the clear choice for HDTV.



FUJINON

Broadcast & Communications Products Division

FUJINON INC. 10 High Point Dr., Wayne NJ 07470-7434 (973) 633-5600, FAX (973) 633-5216
FUJI PHOTO OPTICAL CO., LTD. 1-324 Uetake, Omiya City, Saitama 330 Japan
Phone: 048-668-2152

1-800-553-6611

Circle 162 on Free Info Card

FOCUSED ON THE FUTURE

DIGI POWER

See us at NAB Booth #L12918

Question:

There have been plenty of discussions about the business models for DTV. Just where are the opportunities with DTV from a business standpoint.

What is valued most is our expertise in shooting meaningful moving images and packaging stories that convey information. Today we record and archive in 1080I. Twenty years ago it was the reel of 2" quad tape I have sitting on my shelf. Both formats tell equally valuable stories.

By John Luff

■ *John Luff is president of Synergistic Technologies Inc., Catoonsburg, PA.*

I wish I could look forward in time and put my finger on the killer app that will make the most economic sense in 2006. If I were to put a bet on it, a high-bandwidth DTV service pipe providing Internet content to PCs which can cache it locally for offline access, and advertising support material are the most likely to drive additional revenue to the broadcaster in the next five years. Notice though, I said additional revenue. Broadcasters will need to concentrate on their core strength —broadcasting.

Broadcasters are most powerful as content providers in the new paradigm, for it will be increasingly difficult for them to compete as a delivery medium alone, as they have had the luxury of doing for the last quarter century. HDTV offers the promise, largely unfulfilled at this juncture, of providing the consumer with a new canvas with new paintings. Digital broadcasting allows a range of services that permits broadcasters to compete effectively in a new marketplace. To do this, they will need to rebuild their facilities for DTV. This will mean changes in a variety of areas. What follows is a quick look at some of those areas and thoughts on some of the changes needed.

One of the toughest problems to be faced is architecture. The monitoring of an HDTV program cannot be done effectively on a 19" monitor (in 16:9 that monitor is only 8.5" high), so monitor walls for production will need to accommodate a change to considerably larger monitors to allow the production staff to compose the visual effects, and replicate the viewers' perception of the program in a meaningful way.

With a single channel of DTV operating today, most stations are simply simulcasting the NTSC program with the DTV channel. When HDTV material is present it is separately rolled (at the network or locally), but switched largely in unison on both services. It is not hard to concoct a system that allows the DTV channel to follow the NTSC channel by using tallies or GPIs for a low-intensity problem



like this. However, when commercials are separately sold and aired, or when a second SDTV channel is added to the DTV stream, it will become more complicated to switch two stations without automation. There needs to be interaction among several pieces of software, including station automation, PSIP generation and insertion, potentially data services, and encoder/multiplexer control systems if one is to successfully assemble a DTV stream. The control of the multiplexer and encoders can require a large number of commands to set bit rates, coding standards for audio and video, and the contents of the multiplex — something it will be impossible to do manually.

The quality of upconverted pictures is highly suspect. You simply cannot match HDTV quality with upconverted pictures, especially if they were ever imprinted with the NTSC footprint. Stations should consider broadcasting SDTV, or at most 480p/60 upconversion, in 4:3 until they can make the switch to acquisition to at least 480p/60 16:9 production facilities. Our tests have shown that 480p/60 converted to 720p/60 for transmission provides a very pleasing picture after ATSC decoding at the home. Consumers are turned off to HDTV when they see the poor results of NTSC converted to HDTV on their new (expensive) sets. If we expect them to accept HDTV we need to provide compelling programming and exceptional quality, not upconverted images.

For audio, both the acquisition of the audio and the monitoring of the mix throughout the production process are significantly different for surround sound. First, it takes a special audio console with the ability to pan among all six channels of the sound field. Second, the system must be either six channels of analog or three AES pairs deep, and differential phase must be held to very close specifications to prevent uncontrolled effects on the audio image. Lastly, the monitoring of the signal is fundamentally different. The absolute levels are not very

Every consumer I have shown HDTV to responds uniformly with either a four-letter expletive or a simple "WOW!"

instructive, but the relative effect on the vector audio image is very important if the mixer is to understand the meaning of the levels on each channel. Six channel vector displays exist and are helpful in understanding the total sound field. Better monitoring tools and more training for au-

dio operators in how to mix surround sound are needed to facilitate the transition in mixing skills.

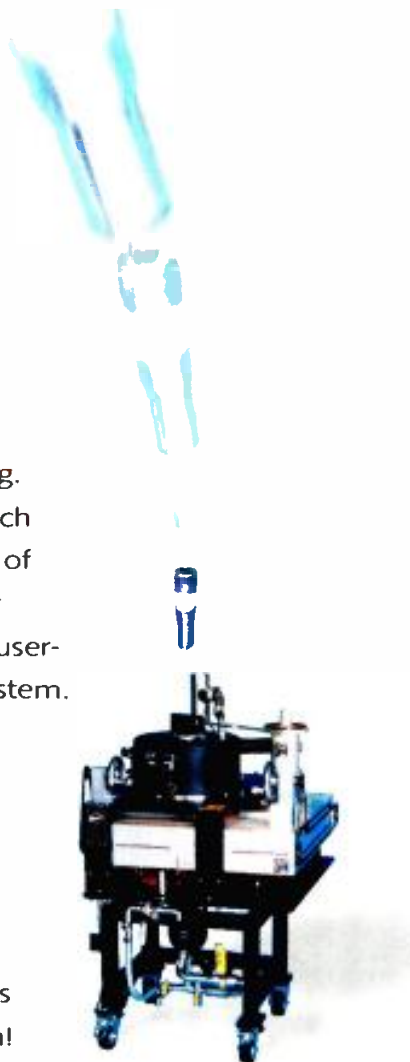
On the reception side, I think the problem is an unfortunate mix of changing desires on the part of broadcasters, and technology that was designed to do a job no longer needed exactly as was originally thought. The demonstrations put on by Sinclair and NBC are quite compelling, but an equal number of demonstrations have shown success in admittedly less challenging topography. A small custom electronics manufacturer asked my opin-



Our experience
spans more than 65 years,
and our engineering still
makes it simple.

Plug it in!

Ask anyone and they'll tell you the same thing. The **K2 Digital IOT** sets the standard by which other IOTs are made. Why? It's simple. Years of experience have produced the best IOT. Our unique, field-proven design features simple, user-friendly tuning right on the front of the subsystem. Engineered for long life and broadcasting's highest efficiency, you don't even have to disconnect the power or cooling water to replace it. Sure we're an Emmy winner for technical achievement. But we've kept our focus on engineering the simplest and most reliable tools in the industry—so you can focus on the more important things in life. Plug it in!



A Division of
Communications
& Power Industries

301 Industrial Road
San Carlos, CA 94070

tel 650.592.1221
fax 650.592.9988

email iot@eimac.cpii.com

www.eimac.com



ISO 9001 Certified • Made in USA

Circle (164) on Free Info Card

www.americanradiohistory.com



8200 Series Rackmount Frames and Cards

The strategic modular solution for distribution and conversion of digital and analog audio and video signals. Models allow for up to 10 or 12 cards plus two power supplies. Interchangeable I/O terminations suit most applications.

Reader Service Card # 166



SMS4 4-Channel Stereo Metering System

Display the levels of any combination of four digital (AES/EBU) and/or analog audio signals simultaneously. Each stereo meter pair comprises two 18 segment LED level displays and a digital audio LOCK indicator. Automatic digital input recognition and circuit selection. Integral power supply.

Reader Service Card # 167



POD11 Digital Audio Meter

This unit features a dual channel, 20 segment LED level display along with 8 signal status LED indicators. Aural monitor outputs, headset or speaker, are provided. Available with 110Ω balanced input on an XLR3(F) connector, or 75Ω unbalanced input on a BNC connector.

Reader Service Card # 168



ABB-1 Audio Bit Buddy™

Portable, battery powered system for monitoring both digital (AES/EBU, S/PDIF) and analog signals. Digital input monitors sampling frequencies from 30kHz to 50kHz automatically.

Reader Service Card # 169

ABS-1 Audio Bit Spitter

This ABB-1 companion product generates an AES/EBU or stereo analog test tone (400Hz or 1kHz). Digital signals are at 32, 44.1 or 48kHz sampling rates or may be referenced to an external source. Various signal levels may be selected.

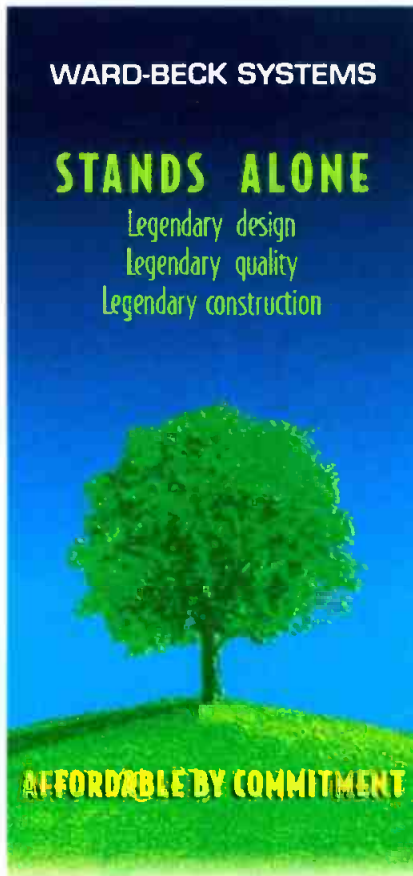
Reader Service Card # 170



AMS4 Audio Monitor System

High performance made affordable. Four selectable inputs may be balanced analog stereo, balanced AES3 or unbalanced AES3-ID. Digital signals are automatically identified. Integral power supply.

Reader Service Card # 165



WARD-BECK SYSTEMS

STANDS ALONE

Legendary design
Legendary quality
Legendary construction

AFFORDABLE BY COMMITMENT



POD13 Dual D to A Converter

This AES/EBU digital to analog converter is available in 75Ω and 110Ω versions. Reclocking circuitry and selectable cable equalization.

Reader Service Card # 172



MP Meter Panels

Up to 4 LED illuminated meters can be contained in a high quality rack panel. Choose from VU, PPM or phase correlation meters. Integral power supply.

Reader Service Card # 171

ion about a box station technicians could use to test 8VSB reception without monitors and decoders. I told them stations won't have people to send out for field tests with their audience. Rethinking that position, it may well be that broadcasters need to do some hand holding and use entry-level technicians to assist consumers in getting adequate performance. The result could be raising the consumer support for DTV.

Anecdotally, every consumer I have shown HDTV to responds uniformly with either a four-letter expletive, or a simple "WOW!" As set prices drop, I think acceptance of HDTV will move more rapidly than was once predicted. The success of HDTV in the consumer marketplace rests entirely in the hands of the owners and producers of programming who need to step up to the plate boldly and provide the content. Without content we have a situation analogous to a tree falling in a forest where no one is present, with the outcome that it genuinely will not make a sound. But if innovation and creative use of the tools of the new medium abound the future is bright indeed. Remember what Ernie Kovacs said, "Television must be a medium...because it is not rare and seldom well done."

Let us not fall into the traps that our predecessors did. In September 1947, General Sarnoff urged his colleagues to carefully consider their skepticism about television, "Therefore, may I leave you with this final thought: I am not here to urge you to enter the field of television beyond the point where you yourselves think it is good business for you to do so, or to propose that you plunge in all at one time. Rather, I would suggest that you reflect carefully and thoughtfully upon the possible ultimate effects of television upon your established ... business if you do nothing, and of the great opportunities for your present and future business if you do the right thing!"



WARD-BECK SYSTEMS LTD.

TORONTO, ONTARIO, CANADA M1B 2K4

TEL: (416) 335-5999 FAX: (416) 335-5202 TOLL FREE 1-800-771-2556

website: www.ward-beck.com e-mail: wbsltd@star.ca



Advancing Remote Site Control

Introducing Lynx Software for the GSC3000.

The number one name in remote site control just got better. Introducing the highly-innovative, flexible, and user-friendly Lynx software for the GSC3000.

How did we improve the already great GSC3000? We began by designing a Windows-based software program from the ground up to enhance communications, functionality, and flexibility over the original GSC3000 interface. The result? A more robust, customizable software that increases the GSC3000's operation speed and functionality.

Debuting Early Spring 2000

Gentner

Visit Our Booth #R1581



- **Full-Featured Database:** Microsoft Access® compatible to generate customized or default reports to provide the data you want. Allows analysis of historical data for improved logging trends and diagnostics.
- **Enhanced Graphical User Interface:** Customize the visual layout for status, command, and metering. Or, simply use the outstanding default graphics.
- **Scheduled Applications:** Start automated processes such as data collection or report generation anytime. Create one-time jobs or recurring tasks to be executed daily, weekly, monthly, or yearly.
- **Enhanced Macro Language:** Run complex mathematical expressions for more sophisticated alarm monitoring, to determine the condition of Mute and Command outputs, and to view date and time.
- **Start Menu Enabled:** All segments of Lynx can be selected to start whenever your PC is booted. The default or custom views are automatically displayed.

For more information on Lynx software, please call us at 800.766.4195 - 801.975.7200
Or visit us on the Web at www.gentner.com.

Circle (163) on Free Info Card

AUDIO ACCESSORIES



Audio encoders/decoders

Leitch Diamond audio compression system:

allows existing dual/single stereo AES infrastructures to increase channel capacity to between five and eight stereo signals without adding routing levels, DAs or other equipment; the ACE-1600/ACD-1600 system lets one VTR record video with enough audio channels for surround sound or other applications.

800-231-9673; 757-548-2300; fax: 757-548-4088;

www.leitch.com

Booth: L 9328 Circle (668) on Free Info Card



Digital audio codec


MUSICAM USA Prima LT:

Sports many of the features users value in the CD Prima 120 codec; bidirectional unit accepts one ISDN, V.35 or X.21/RS422 interface module; comes with 24-bit A/D and D/A converters and provides Musicam-enhanced MPEG-2, MPEG-3 and G.722 coding; front panel includes a large LCD display, large-dial keypad and a simplified menu tree; comes with a speed directory capable of storing more than 250 addresses.

732-739-5600; fax: 732-739-1818;

www.musicamusa.com

Booth: R 2685 Circle (411) on Free Info Card



For AM, FM, SCA
and TV modulation monitors.

WHEN ACCURACY COUNTS...COUNT ON...

Call (610) 687-5550 or write for more information on Belar AM, FM, Stereo, SCA and TV monitors.
FAX: 610-687-2686
<http://www.belar.com>

BELAR
ELECTRONICS LABORATORY, INC.
LANCASTER AVE AT DORSET DEVON PA 19333

Circle (256) on Free Info Card

Compressed digital audio monitoring system

Wohler Dolby E Monitoring system:

a 2RU audio monitor and level metering unit with an internal Dolby E decoder capable of outputting or displaying audio from Dolby E streams; also features speakers for accurate audio checking and eight high-resolution LED level meter for accurate visual checking.

888-5 WOHLER; 650-589-5676; fax: 650-589-1355;

www.wohler.com

Booth: L 6761 Circle (533) on Free Info Card

AUDIO MIXERS-STUDIO, RECORDING

TV audio console

Wheatstone TV-80:

same all-electronic switching and extensive input capabilities as its larger cousin, the TV-1000; optional preselector system (available with snapshot recall) provides up to eleven inputs per channel and can communicate with station router; offers eight mono subs, two stereo masters with mono sum, eight-bus mix minus, direct outs on all inputs, and eight aux sends.

252-638-7000; fax: 252-637-1285;

www.wheatstone.com

Booth: R 2081 Circle (335) on Free Info Card

Audio card

Logitek IO Net Lasersnake Network Card:

allows 64 audio channels to be shared between Audio Engines; uses fiber optic cable.

800-231-5870; 713-664-4470; fax: 713-782-7597;

www.logitekaudio.com

Booth: R 3170 Circle (512) on Free Info Card

Audio console software

Logitek VMXNet software:

allows digital console faders, controls, and outputs to be controlled over TCP/IP.

800-231-5870; 713-664-4470;

fax: 713-782-7597;

www.logitekaudio.com

Booth: R 3170

Circle (511) on Free Info Card

TV audio console

Wheatstone SP-8:

analog production/live TV console, all electronic switching, flexible mix-minus and communication, available overbridge for multiple source selectors.

252-638-7000; fax: 252-637-1285;

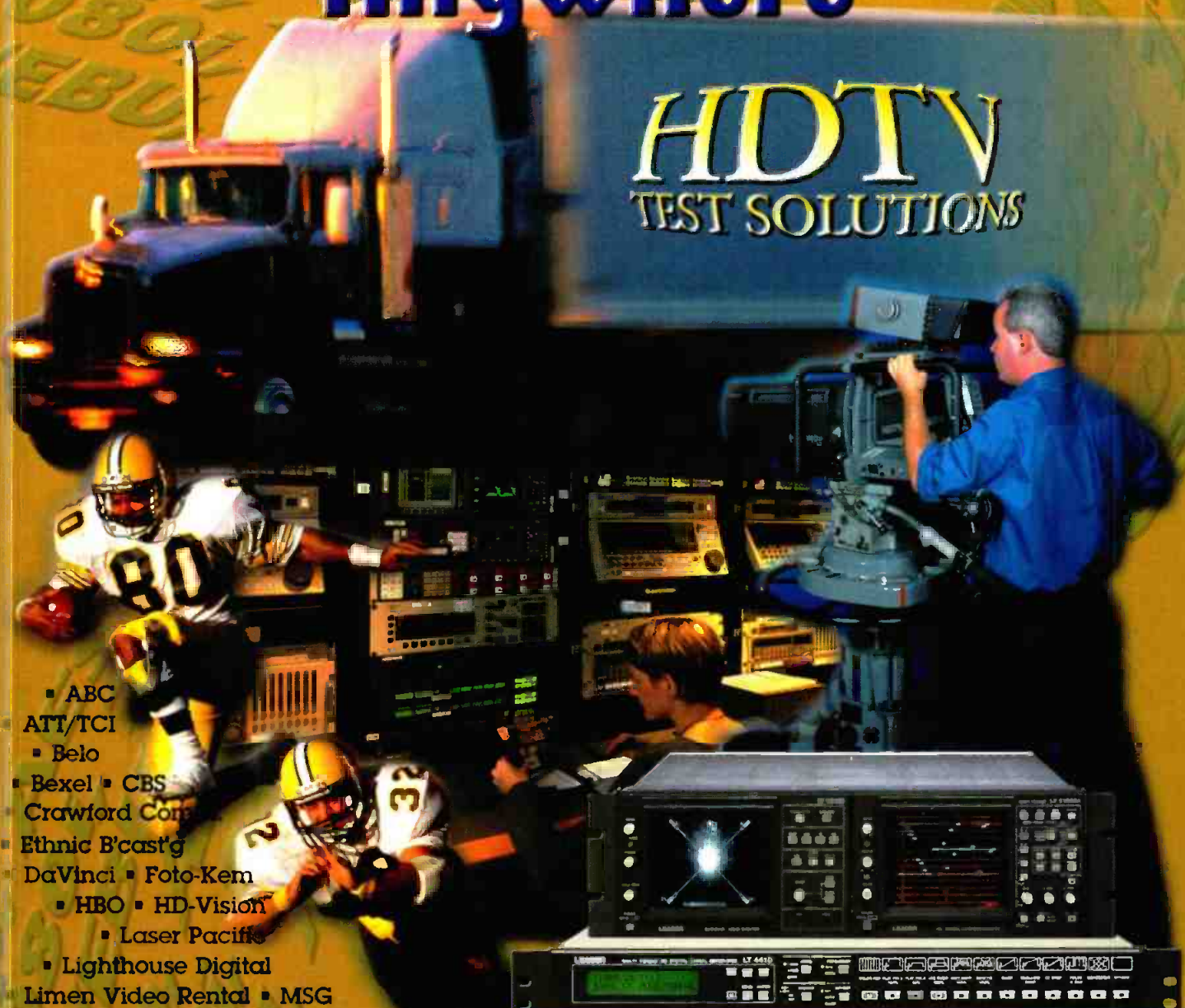
www.wheatstone.com

Booth: R 2081

Circle (324) on Free Info Card

Leader... Anytime, Anyplace, Anywhere

HDTV TEST SOLUTIONS



- ABC
- ATT/TCI
- Belo
- Bexel ▪ CBS
- Crawford Comp
- Ethnic B'cast'g
- DaVinci ▪ Foto-Kem
- HBO ▪ HD-Vision
- Laser Pacific
- Lighthouse Digital
- Limen Video Rental ▪ MSG
- MCI ▪ Museum Of Natural History
- NASDAQ ▪ NBC ▪ National Mobile Trucks
- N-Vision ▪ Pacific Video ▪ PESA
- Philips Digital ▪ Quvis
- Sony Pictures (HD) ▪ Synergistic
- Tapehouse Editorial
- Texas Video & Post ▪ Thomcast
- TXCN ▪ Universal Studios ▪ UPN
- Utah Scientific ▪ Viacom
- Walt Disney ▪ Warner Bros.
- WBNS ▪ WFAA ▪ WRAL

EFP/ENG, video broadcast, post production or materials acquisition...video professionals worldwide choose Leader Instruments for excellent performance, total dependability and cost-effective versatility. And, customer support is unsurpassed. Are you ready for Leader? Call us.

1 (800) 645-5104

LEADER

www.leaderusa.com
e-mail: sales@leaderusa.com

FOR PROFESSIONALS WHO KNOW
THE DIFFERENCE

380 Oser Avenue, Hauppauge, New York, 11788 Tel: (631) 231-6900 Fax: (631) 231-5295
6484 Commerce Drive, Cypress, CA 90630 Tel: (714) 527-9300 Fax: (714) 527-7490
Regional Offices: Chicago, Cleveland, Dallas, Los Angeles, Atlanta

Photography Locations Courtesy of American Broadcasting Company



HD master control processor module

Harris MASTERplus:

a HD master control processor module designed to provide DTV stations with the functionality needed for HD broadcast operations; part of the Harris FlexiCoder family of DTV solutions; plugs into all existing FlexiCoder system enclosures; does the work of 13 devices typically needed to provide HD signals in a master control room environment.

800-622-0022; 513-459-3400; fax: 513-459-3890;

www.harris.com

Booth: L 6524 Circle (421) on Free Info Card

For news playback

- Computer Engineering CEI News Repeater:** offers automated, repeated playback of station news broadcasting, optional commercial insertion, optional router control, simple linear editing, optional router control, optional back-up record and regional breakaways; ideal for additional channels or cable-end feeds.

801-485-8420; fax: 801-485-8616;

www.tv-automation.com

Booth: L 1948 Circle (439) on Free Info Card

Asset tracking system

- Unique ID Software CakeS Media Asset Tracking:**

provide minimal impact on production facility; allows users to view any video in facility on request; uses unique identifier on tapes and other physical assets; uses proprietary digitizing station to create streamable proxy clips in real time; also creates and manages proxies from disk-based images.

+44 020-1468-1090; fax: +44 020-7468-1091

www.unique-id.com

Booth: T 2633 Circle (480) on Free Info Card

FAB FOUR

VERSATILITY



200 Series Enclosures

VALUE



ConRACKtor Series

STRENGTH



Seismic Series

SPACE SAVINGS



Broadcast Rack

Manage and organize your media and equipment with the cabinet system worthy of your most critical electronic assets. APW's modular cabinets are designed for versatility, value, strength, and space savings. As the largest enclosure manufacturer in the United States, APW has the most comprehensive offering of Audio/Video and Broadcast storage solutions available. Plus, our products are backed by APW's unique Lifetime Warranty.



Contact us today for your FREE AVB Solutions Catalog.

Call: 800.991.1270 or

E-mail: mktg@apw-enclosures.com

www.apw1.com



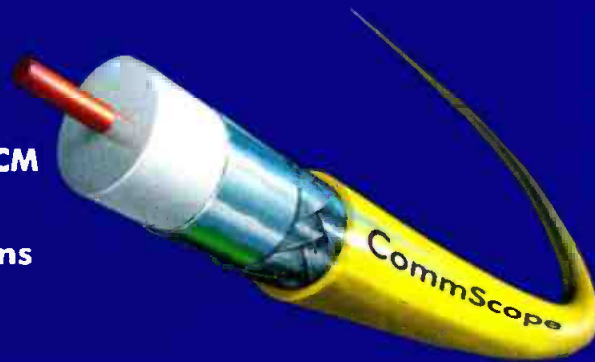
See us at NAB Booth #L6330 Circle (175) on Free Info Card

Quantum™

Pint Size 7538 Serial Digital Cables Go The Distance In Mobile Broadcast Applications!

An extraordinary achievement for such a small cable!
Only CommScope gives you miniature cables capable of transmitting serial digital video up to 720 feet.

- Series of 75 ohms coaxial cable is less than .159" in diameter
 - Reduces weight for mobile production trucks
 - Reduces clutter and volume of cable
 - Weighs only 14.3 lbs. per 1000 feet
- Gas injected foam technology delivers extremely low signal loss
- Excellent high and low frequency shield effectiveness
 - Heavy 34 gauge, tinned copper braid along with full shield
- Meets or exceeds standards
 - AES/EBU-3id
 - SMPTE 259
 - NTSC, PAL
 - UL listed type CM
 - SMPTE 292M
- Other Applications
 - NTSC video
 - AES audio



For Maximum High-Def Performance...

All CommScope Digital Cables offer superior quality and easy installation for any application. For more information on any of our more than 6,000 coaxial, fiber and twisted-pair cable products, contact CommScope at 1.800.982.1708 or visit our site at www.commscope.com.



1375 Lenoir-Rhyne Boulevard • P.O. Box 1729 • Hickory, NC 28603-1729
Tel 828.324.2200 or 800.982.1708 • Fax 828.328.3400 • www.commscope.com

©2000 CommScope, Inc. of North Carolina

Virtual set Webcasting plugin

Orad CyberSet Webcasting and interactive video streaming:

with plug-in, CyberSet can be enabled for direct Internet Streaming; allows user to create clickable video online; generates an enhanced video output with X/Y coordinates of any element in the image; viewers will be able to interact with elements in the scene by clicking on them.

212-931-6723; fax: 212-931-6730;

www.orad-ny.com

Booth: S 3132 Circle (525) on Free Info Card

ENG lens control system

Innovision Optics Charly:

a remote control, five channel (function) ENG video lens control system; controls focus, zoom, iris, on/off and video return; fits all B4 mount lenses with one screw; receiver works off lenses power; transmitter uses common AA batteries.

310-394-5510; fax: 310-395-2941; www.innovision-optics.com

Booth: L11773 Circle (509) on Free Info Card

4:3/16:9 broadcast camera

Hitachi Switchable broadcast camera:

includes a 12-bit A/D converter and 2/3 inch 740,000 pixel FIT CCD chip; features broadcast triax adaptors, 16:9/4:3 switchability and a horizontal resolution of 850 TV lines; has a sensitivity of F8 at 2000 lux and DSP functions including automatic flesh-tone detail.

516-921-7200; fax: 516-496-3718;

www.hdal.com

Booth: L 7507

Circle (592) on Free Info Card

Cine-style HD lens

Angenieux 11.5x5.3:

features superior film optics and mechanics for film-style performance; provide distortion-free images with no chromatic aberration for optimal high definition and image clarity.

973-812-3858; fax: 973-812-3858;

www.angenieux.com

Booth: L11835

Circle (424) on Free Info Card

Digital camcorder

JVC DY-70:

offers 14-bit digital signal processing, 4:2:2 sampling and 50Mb/s data rate and uses the latest 1/2-inch CCD technology with CCD micro lens technology; features four-channel audio sampled at 16-bit, 48kHz.

800-JVC-5825; 973-315-5000;

fax: 973-315-5030; www.jvc.com/pro

Booth: L12118 Circle (685) on Free Info Card

NOVA has all the action.

frame synchronizer
time base corrector
routing switchers
encoders/decoders
noise reduction
distribution amps


CALL TO PLACE ORDER
or for catalog

NOVA SYSTEMS SHINTRON
1280 Blue Hills Avenue
Bloomfield, CT 06002
800-358-NTSC www.nova-sys.com

See us at NAB Booth # L5540 Circle (178) on Free Info Card

Now there's a conditional access system for everyone

M-Crypt, the essential start for small and large enterprises



We'd like to present a breakthrough in conditional access technology. It's called M-Crypt. And it's the only system that works as well with a few as with many subscribers.

M-Crypt comes on a single CD-ROM and runs on a desktop computer, just like any other Microsoft® Windows application. And more important, the M-Crypt modular approach allows you to grow your business, adding functionality and capacity at your own pace. Starting with basic subscription services for thousands of subscribers to pay per view and interactive services for large enterprises. It's up to you....

These are only some of the impressive M-Crypt benefits.

irdeto access
A MINDPORT CONDITIONAL ACCESS CD.



Studio/field and portable cameras

Ikegami HDK-790D/ HDK-79D:

delivers leading HD formats without external converters; offers 2.2 million pixel 2/3-inch CCDs that provide selectable native interlace and native progressive read-out modes; can be switched to provide 1080i, 720p and 480; outputs are provided for HD and SD in both digital and analog, NTSC signals can be independently switched to 16:9, 4:3 side-cut or 4:3 letterbox aspect ratios.

201-368-9171; fax: 201-569-1626; www.ikegami.com

Booth: L11831 Circle (478) on Free Info Card

16:9/4:3 switchable cameras

Ikegami HK-387W/387PW:

employs 640,000 pixel 2/3 inch IT CCDs (16:9/4:3 switchable); deliver high-resolution, low-noise image quality and a wide dynamic range and accurate color fidelity.

201-368-9171; fax: 201-569-1626; www.ikegami.com

Booth: L11831 Circle (445) on Free Info Card



Portable multi-standard digital camera

Hitachi SK-3000P:

includes newly developed 2.2 million pixel CCDs that provide 1080i output for HD; modular design allows for 720p and 480p formats; NTSC (480i) outputs are provided in digital and analog.

516-921-7200; fax: 516-496-3718; www.hdal.com

Booth: L 7507

Circle (362) on Free Info Card



HD camera system

Philips LDK6000:

2/3-inch CCD HDTV camera system; supports 1080i and 720p as native formats; CCD sensor enable production of native pictures in interlaced or progressive formats, unaffected by format conversion-related artifacts; Triax-HD transmission system transmits HD video across 3000 feet using SD triax cable.

800-962-4287; 818-729-7700; fax: 818-729-7710;

www.broadcast.philips.com

Booth: L 6910 Circle (629) on Free Info Card



DVCPRO camcorder

Panasonic AJ-D610WA:

a 16:9/4:3 switchable, 2/3-inch IT three CCD camcorder; allows users to shoot in 4:3 or 16:9 widescreen; features 66 minutes of record time, 10-bit digital signal processing, a S/N of 55dB and a minimum illumination of 0.5 lux; offers optional Picture Link, which stores shot logging in camera memory and records it on tape during the eject cycle; Picture Link information can be read by newsBYTE editing systems.

800-528-8601; 323-436-3500; fax: 323-436-3660;

www.panasonic.com/broadcast

Booth: L 8236 Circle (657) on Free Info Card

The People. The Technology. The Company.

Your Partner in Digital Solutions.

EXHIBITOR MAP

TANDBERG Television believes that a lasting partnership with a customer is as important as the technology we provide. And for that partnership to grow, the people and technology involved must be open enough to fulfill the broadcast demands of today, yet flexible enough to meet the unknown requirements of tomorrow.

If you would like a partner in your quest for the right digital solutions, as opposed to just another vendor, give us a call or visit our web site. Better yet, come join us at NAB—booth S4168.

TANDBERG Television

3501 Jamboree Rd. Suite 200
Newport Beach, CA 92660
949.725.2552
www.tandbergtv.com

Circle (195) on Free Info Card

Venus

From rock solid foundation

to future proof solution

We're bringing
tomorrow
together

Venus2001
modular universal router

See us at NAB Booth #L6910



The new **Venus 2001** modular universal router is the next generation in routing switcher technology from Philips. It fits perfectly with any existing Venus system, so you are assured of instant compatibility. Mix and match your choice of new signal modules (SD/HD video, AES audio, data, etc.) all within the same chassis. Just plug in the card you want and build to any size. There are no limits with Venus 2001. To learn more, call us toll free at 1-800-441-6227, or visit our web site at www.broadcast.philips.com.

For Y2K information about Philips, BTS, and Aamar products, please refer to our website www.americanradiohistory.com



PHILIPS

Let's make things better.

Circle (288) on Free Info Card



HD studio cameras

Sony HDC-900/950:


features a newly developed CCD images, 12-bit A/D and DSP LSI; features five selectable capture rates, 1080i at 60i or 50i or 1080p at 30p, 25p, or 24p; can include optional 720p outputs, in addition to SD outputs at 480p, 480i or 576i and options for NTSC or PAL; support 24p HD for DTV production.

800-686-SONY; fax: 201-930-4752;

www.sony.com/professional

Booth: L12107

Circle (621) on Free Info Card



12-bit digital triax camera

Thomson Broadcast 1707:

designed for intensive use in all kinds of studio and many OB applications; an all-digital camera from acquisition to transmission over triaxial cable; features digital triax link with no compression and lightweight, easy-to-handle, single-piece configuration; offers 12-bit acquisition and 24-bit signal processing.

800-882-1824; 201-569-1650;

fax: 201-569-1511;

www.thomsonbroad.com

Booth: L 9609

Circle (375) on Free Info Card

RTS TW

PROFESSIONAL INTERCOMS



One tough performer you can count on.

The Telex® RTS™ TW intercom system. The performance you need day in and day out. The flexibility you need to meet changing conditions. More than 25 different components give you an almost infinite variety of configurations. The RTS TW operates in full duplex mode for up to 50 user stations. Solid state circuitry enables dual channels through a standard 3-pin XLR. The system's high quality equipment is broadcast standard for production with IFB and camera ISO. For solid performance and thick-skinned durability, depend on the RTS TW by Telex.

© 1999 Telex Communications, Inc.

Telex®

See us at NAB® Booth#L9366 Circle (183) on Free Info Card

Applications
THEATER, INDUSTRIAL, BROADCAST

Usage
PROFESSIONAL INTERCOMS

Product
TWO WIRE

Brand
RTS

Name
TELEX

Switchable aspect ratio camcorder

JVC DY-90W:

uses 4:2:2 sampling and 50Mb/s; switches from 16:9 aspect ratio to 4:3; uses three 2/3-inch CCDs, LoLux low-light capability, four channels of audio, 124-minute recording time and other professional features.

800-JVC-5825; 973-315-5000; fax: 973-315-5030;

www.jvc.com/pro


Booth: L12118 Circle (686) on Free Info Card

CHARACTER GENERATORS, PROMPTER AND CAPTIONING

Pro graphics plug-in for Win95/NT NLEs

Inscriber TitleMotion:

this graphics plug-in for creating video titles and motion effects for nonlinear editors running on Windows 9x/NT; features extensive attribute controls for design and output aspects; include full key-channel support; operates as a standalone titling package.



800-363-3400; 519-570-9111; fax: 519-570-9140;

www.inscriber.com

Booth: S 4751 Circle (447) on Free Info Card

Live titling tools

Inscriber Inscriber RTX:

includes development tools for creating live titling systems for sports, broadcast, elections, financial news, stock tickers, home shopping channels, weather displays, subtitling, info channels and more; provides an environment of high-level productivity tools that allow broadcaster to quickly create solutions for custom data-driven programming.

800-363-3400; 519-570-9111; fax: 519-570-9140;

www.inscriber.com

Booth: S 4751 Circle (446) on Free Info Card

Text and character generators

Collage Graphics Collage:

a range of character generators, from entry-level to systems with integrated still stores and sophisticated paint and animation; characters prepared on Collage GX can be played out on any Collage system; range includes the Collage TG, Collage CG and Collage GX.

561-395-4000; fax: 561-395-4065; www.pixelpower.com

Booth: L6356 Circle (674) on Free Info Card

NT-based character generator

Inscriber Inscriber Live!Studio:

features modular artistic and media management tools; network compatible for seamless file sharing; uses productivity tools including CG creation capabilities; real-time motion effects editor, a video paint system and an integrated digital store, which catalogs and accesses still images and video clips across the network.

800-363-3400; 519-570-9111; fax: 519-570-9140;

www.inscriber.com

Booth: S 4751 Circle (435) on Free Info Card

Character generator software

Pinnacle Rocket for FXDeko:

a software option that allows users to enhance titles and create sophisticated business graphics using both 2D and 3D elements, including slabs, line charts, bar graphs and clocks; graphics can be manipulated in real-time in 3D space; uses template-based approach to configure graphics for playback from the powerful sequence tool.

650-526-1600; fax: 650-526-1601;

www.pinnaclesys.com

Booth: L 9457 Circle (417) on Free Info Card

DESKTOP VIDEO

Real-time uncompressed digital editing system

Accom Affinity Nonlinear editing system:

controls respond with zero rendering; provides an open environment with Quicktime file format; allows user to use any paint, 3D graphics or effects application that Quicktime compatible; give user true three-point editing or drag & drop plus new tools for both long-form and short-form work.

650-328-3818; fax: 650-327-2511;

www.accom.com

Booth: S 4909 Circle (414) on Free Info Card

High Density Matrix

Step up to Datatek

Tie Line System

The Datatek D-2800 Router

reflects the experience of Datatek's 30 years in the design and manufacture of broadcast-quality routing switchers.

Field Expandable

With a large number of systems in use worldwide, the D-2800 is available for:

Serial Digital Video

Synchronous Digital Audio

Asynchronous Digital Audio

Analog Video

Stereo Analog Audio with mode switching

RS-422 Bi-Directional Data

Time Code

Multi-Destination Monitor Switching

Front Access for all Modules

Extensive Control Panel Selection

For additional information:
Datatek Corporation
1121 Bristol Road,
Mountainside, NJ 07092
Tel: 908-654-8100 • 800-882-9100
Fax: 908-232-6381

D
DATATEK
CORP.

Uncompressed HDTV board

■ DVS Digital Video HD StationPRO:

supports HD and post-production standards, such as 1035/1080i, 720p and 1080p24/30; include analog HD monitoring output with overlay as well as real-time digital color space converter to support YUV/4:2:2 and RGB 4:4:4 data storage modules; RS-422 ports interface for VTR master control and VTR emulation purposes and Sony RS-422 nine-pin protocol; slow motion, 3:2 pull-down and 24/25 conversion are supported as well.

818-241-8680; fax: 818-241-8684;

www.digitalvideosystems.com

Booth: S 4941 Circle (441) on Free Info Card

DIGITAL AUDIO WORKSTATIONS

32-track editor

■ Soundscape R.ed:

features up to 32 tracks of 24-bit audio and supports two removable EIDE drives per unit with a limit of 137GB per disk; includes two AES/EBU input channels and four AES/EBU output channels; provides recording, editing and playback functions with Version 2 software from Soundscape's PC-based SSHDR-1 Plus systems.

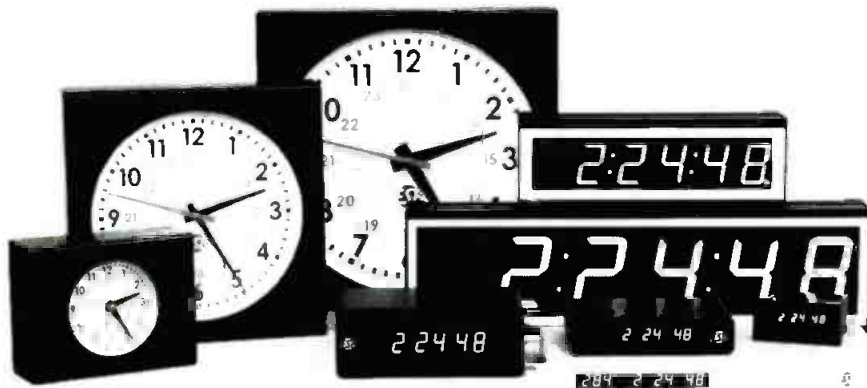
805-658-7375; fax: 805-658-6395;

www.soundscape-digital.com

Booth: I 6939 Circle (453) on Free Info Card

*"Remember that time is money."
— Benjamin Franklin*

When you must, must have precision timing



When you require the best, most accurate in precision timing look only to ESE. Designed for "Precision Timing", ESE Master Clocks & Accessories have been the industry standard for over 27 years.

Whether using GPS, WWV, Modem, Crystal or line frequency accuracy — all ESE Master Clocks can drive digital or analog slave clocks, as well as interface with video and/or computer based systems. Call for more details.



142 Sierra Street • El Segundo, CA 90245 USA
Phone: (310) 322-2136 • Fax: 310.322.8127
www.es-web.com

See us at NAB Booth # L 1123

Circle (182) on Free Info Card

FILM EQUIPMENT & SERVICES



Telecine

■ Philips Shadow:

ensures high digital quality with excellent S/N performance; features high-speed CCD 1332-pixel line array and front-end processing that employs advanced correlated double sampling; also features an internal secondary six-sector color corrector that operates at 2K 14-bit resolution.

800-962-4287; 818-729-7700;

fax: 818-729-7710;

www.broadcast.philips.com

Booth: L 6910

Circle (415) on Free Info Card



A Full House of Transmitters



With nearly twenty years' experience in the design and manufacture of television transmitters, we continually strive to build a product line that is responsive to the needs of any broadcaster. Our vast product line is built with the latest RF technology, coupled with a strong commitment to quality.

We offer more product flexibility to meet your needs and we deliver it.

The Innovator™ Series of high-power solid-state transmitters is available in power levels up to 120kW analog or 60kW digital using the latest LDMOS transistors. If your application requires an IOT, our Visionary™ Series high-power transmitters with up to 420kW analog or 180kW digital power levels is the card to play. ADC's hand includes the 800 Series of low- and medium-power transmitters, available with either solid state or diacode amplifiers at powers to 10kW analog and 5kW digital. With so many choices, you can bet that we have a product to meet your application.

For additional information about our full line of products, please visit our web site at www.adc.com/broadcast or call (800) 215-2614.

Circle (186) on Free Info Card

COPPER

COAX

FIBER

WIRELESS

Something Really Big is Coming...
NAB 2000 Will Reveal All.



GRAPHICS AND ANIMATION SYSTEMS


Animation system

■ Play Electric Image: Universe:

a new hybrid surface and solids modeler, an incredibly deep animation toolset; provides faster rendering power with sophisticated ray-tracing, and cross-platform support for Windows NT, Macintosh, Sun and SGI.

800-306-PLAY; 916-851-0800; fax: 916-851-0801;
www.play.com

Booth: L10982 Circle (665) on Free Info Card



HD/SD graphic systems

■ Collage Graphics Clarity SD/HD:

real-time, multilayer, multiformat HD graphics systems; runs HD formats up to 1080p at 24-, 25-, 50- and 60Hz rates; offers production-level paint, stills store, real-time animation effects, transition effects, event sequencing and motion effects; SD configurations include dual channel HD, single channel HD and dual channel SD and quad channel SD.

561-395-4000; fax: 561-395-4065;
www.pixelpower.com

Booth: L6356 Circle (673) on Free Info Card

Uncompressed studio DDR

■ Digital Processing Systems dpsReality:

an animation and compositing system designed for animators, 2D artists and broadcast designers; software features include a cuts editor for clip preview and final video output, real-time logo/graphic overlay, deck control, four-track audio with volume and pan control and support for Inscribe titling package; hardware features mixed-mode compressed and/or uncompressed video and alpha channel storage and playback (4:2:2:4); offers support of multiple real-time webstreaming output formats such as MPEG-1, MPEG-2 and RealVideo.

800-775-3314; 606-371-5533; fax: 606-371-3729;
www.dps.com

Booth: L 9383 Circle (433) on Free Info Card

64-bit graphics systems

■ Collage Graphics Graphite CG, GX:

combines 64-bit dedicated hardware with SSA disk technology; systems deliver presentations in seconds, create and manage unlimited graphics layers and make last-minute changes while on air; Graphite CG allows single user to air CG pages, play bumpers or teasers and air animations with optical associated audio strings; Graphite GX allows users to add animated backgrounds to full or partial screen CG pages, animate over-the-shoulder graphics and create 2D and 3D animations.

561-395-4000; fax: 561-395-4065; www.pixelpower.com

Booth: L6356

Circle (675) on Free Info Card

LIGHTING EQUIPMENT

Camera mounted lighting system

■ Anton/Bauer ULTRALIGHT:

new accessories complement the on-camera light; special purpose heads, lighter weight and special system package make studio-quality lighting in the field easier.

800-422-3473; 203-929-1100; fax: 203-925-9935;
www.antonbauer.com

Booth: L11862

Circle (344) on Free Info Card

Portable chroma key and lighting system

■ Play HoloSet:

allows chroma key background and lighting system to be portable and used in a wide range of lighting environments; customized flexible reflective backdrop and emitter ring of green or blue LED lights works with any hardware or software-rendered keyer, producing a flawless key source in almost any situation including minimal lighting.

800-306-PLAY; 916-851-0800; fax: 916-851-0801;
www.play.com

Booth: L10982 Circle (666) on Free Info Card

MICROPHONES, ACCESSORIES

Battery powered, frequency agile receiver

■ Lectrosonics UCR210D:

A synthesized UHF, diversity ENG receiver; will run four 1/2 hours on four AA batteries; tunes across 256 different frequencies in 100kHz steps; offers balanced audio output.

800-821-1121; 505-892-4501; fax: 505-892-6243;
www.lectrosonics.com

Booth: L 5812 Circle (428) on Free Info Card



World-Class Intercoms



All over the world, Matrix Plus® digital intercoms are working in today's most demanding communications environments.

You'll find them linking news production teams from Argentina to Zimbabwe. Bringing you

financial news from Wall Street, Olympics coverage from Nagano, and fast-breaking election coverage from Washington DC to Warsaw.

We're helping NASA track the Space Shuttle and Globalstar launch satellites. We're there, producing the worship service at Crystal Cathedral and in post production at Universal Studios.

Worldwide, production teams choose Matrix Plus digital intercoms for their performance, their flexibility, and their reliability. And for the support they receive – from a company that has pioneered intercommunications technology for 30 years.

To learn more about Matrix Plus and our broad range of communications products, please call or visit us on the web.

Clear-Com
Intercom Systems



Microphone systems

■ Audio-Technica AT895 Adaptive-Array:

output of the array is manipulated and filtered by acoustical, analog and digital means to enhance the pickup of a sound source

from a desired direction relative to unwanted background noise or interference, providing cancellation of up to 80dB.



330-686-2600; fax: 330-686-0719;

www.audio-technica.com

Booth: R 2970 Circle (398) on Free Info Card

Broadcast mic

■ Audio-Technica AT4047/SV:

a large diaphragm cardioid capacitor microphone designed for studio production, voice-over, on-air and other critical broadcast application.

330-686-2600; fax: 330-686-0719;

www.audio-technica.com

Booth: R 2970 Circle (662) on Free Info Card

Dual audio embedder/de-embedder

■ Crystal Vision TANDEM:

this audio embedder/de-embedder features two removable piggyback units on one card; can be configured to any two of four possible functions at once — embedding analog or digital audio into SDI or de-embedding analog or digital audio from SDI; can be a single embedder, a single de-embedder, a dual embedder, a dual de-embedder or a mixed embedder/de-embedder; the kit format means that the customer can build the exact product required and can reconfigure it in the field.

+44 1223 506 515; fax: +44 1223 506 514;

www.crystalvis.com

Booth: L 9525 Circle (452) on Free Info Card

“Synergize” your GVG* 100/110

Two of the world's most popular small analog production switchers, the GVG 100 and 110, can now be upgraded to **DIGITAL SYNERGY PERFORMANCE** by simply replacing your frame with a **ROSS SYNERGY I Digital Production Switcher Frame**.



Your
GVG 100/110
upgraded to
**DIGITAL SYNERGY
PERFORMANCE**
by Ross
\$15K

Get “Synergy 1” features including:

- Squeeze & Tease 2D DVE
Ideal for over-the-shoulder boxes
- External DVE Integration
- Powerful Border Generator
- Preview Overlay
- 16 Digital Inputs
- Chroma Keying
- 10 Aux Busses
- ... and more!

*GVG is a trademark of Grass Valley Group
Ross and Synergy are trademarks of Ross Video Limited.
Ross Video is an independent company
and is not affiliated with GVG in any way.



Tel: (613) 652-4886
Fax: (613) 652-4425
solutions@rossvideo.com

www.rossvideo.com

NAB Booth 12326

Circle (185) on Free Info Card

In the heart of Digital Broadcast

MPEG-2 ATSC/DVB



Visit us at NAB 2000
Booth # L13286



Simulation
Development
Validation

Installation
Troubleshooting
Monitoring
Supervision

Wavetek Wandel Goltermann offers a full range of innovative test and supervision solutions for world-class support of all the players in digital-TV provision.

Our objective... to provide our customers with complete control over all MPEG multiplex parameters and components.

Our **Digital Broadcast Test Solutions** enable faster time-to-market for developers, quicker troubleshooting in the field, easier system integration and maximum uptime of Digital Broadcast services, to the benefit of the end-customers.

Employing 2600 people worldwide, Wavetek Wandel Goltermann is a leading provider of a global range of communications test equipment and systems for **Telecom, Datacom, Cable** and **Digital Broadcast** infrastructures.

For more information or the free evaluation software, contact us at:

(800) 851-1202

or visit our Web site at:

mpeg.wwgsolutions.com

Also you can contact us at:

mpeg@wwgsolutions.com



**WAVETEK
WANDEL
GOLTERMANN**
Communications Test Solutions

MICROWAVE, FIBER OPTIC & TELCO EQUIPMENT

ATSC/NTSC microwave link

RF Technology UNI-Plex:

for combined ATSC/NTSC studio-transmitter links and other microwave applications; supports transmission of 19.39Mb/s ATSC digital signal and NTSC analog video and multiple channels of audio within a single microwave channel, can be reconfigured as two separate links for ATSC, digital traffic up to 45Mb/s or analog video.

800-762-4369; 203-866-4283;

fax: 203-853-3513; www.rftechnology.com

Booth: L13235 Circle (683) on Free Info Card

Portable microwave link

RF Technology UCL series:

flexible, portable link that supports both digital and analog transmission; for digital video operation, the UCL-series combines COFDM and MPEG video compression; digital operation configurations support single or multiple channels of video in a reduced RF bandwidth and provide excellent performance especially in multipath environments; can be reconfigured for analog NTSC operation.



800-762-4369; 203-866-4283; fax: 203-853-3513;

www.rftechnology.com

Booth: L13235 Circle (374) on Free Info Card



Digital ENG truck transmitters

Nucomm Newscaster MMPT6 Series:

able to deliver analog video and audio and digital video; a heterodyne transmitter that can accept any 70MHz digital modulator signal including COFDM, QPSK and 8PSK; offers increased control through coax/triax cable and four individual conductors, allows ENG truck operator to control and monitor the RF section of the ratio, control antenna polarity, pan and tilt and other mast-mounted equipment.

800-9-NUCOMM; 908-852-3700; fax: 908-813-0399;

www.nucomm.com

Booth: L 5451 Circle (651) on Free Info Card



DTV STL

Nucomm Dual Stream Plus:

transports both analog NTSC and digital ATSC signals side by side within a 25MHz STL channel; overcomes shortages of STL frequency channels in many of the broadcast markets in the U.S.; does not require digitizing/encoding of NTSC signal; offers up to four audio channels.

800-9-NUCOMM; 908-852-3700; fax: 908-813-0399;

www.nucomm.com

Booth: L 5451 Circle (653) on Free Info Card

Serial Digital Video distribution products

Multidyne HD1500 series:

a series of 1.5Gb/s serial digital video distribution and fiber optic products; provides solution for coaxial and fiber optic transport and distribution of any digital signal from 50Mb/s to 1.5Gb/s; supports SMPTE 292M SDI; 4:2:2 component and wide screens, 540Mb/s 4:4:4:4, Sonet/SDH and ATM; available in compact standalone or rack-mount packages.

800-4TV-TEST; 516-671-7278; fax: 516-671-3362;

www.multidyne.com

Booth: L 9144 Circle (682) on Free Info Card

Fiber optic video SDI system

Opticomm FMX-5000:

an uncompressed 10-bit serial digital video system at 143, 166, 270, 360, 540 and 622Mb/s data rate is free of adjustment over a wide dynamic range; single mode 1310nm or higher wavelength at 1550nm is used; assures best possible signal uniformity and is ideal for the transmission of multiple digital video with audio and or data.

800-8-OPTICOMM; 858-450-0143; fax: 858-450-0155;

www.opticomm.com

Booth: I 7424 Circle (383) on Free Info Card



Studio

LINK

Transmitter

Choose the better path with an integrated BARCO solution. A family of ATSC/HDTV products to ease your digital transition.

- Pyxis MPEG-2 Encoder**
- NTSC/ATSC Multiplexing
 - Complete VBI Support
 - Programmable Delay Coding

Multiplex ATSC & NTSC



Encode HDTV

Pictor HDTV Encoder

- 1080i/720P Encoding
- AC-3 and Layer II Audio
- Industry Leading Motion Estimation
- Static and Dynamic PSIP

- Stellar MPEG-2 Decoder**
- ATSC Demultiplexing
 - Redundant Interfaces
 - Single Unit for NTSC/ATSC

Deliver to Transmitters



BARCO

See us at NAB Booth #M8720

BARCO Communication Systems • Australia tel. +61 3 9646 5833 • Belgium tel. +32 56 23 32 11
Brazil tel. +55 11 822 16 56 • China (Beijing) tel. +86 10 6526 8002 • Denmark tel. +45 39 17 00 00
France tel. +33 1 4813 59 00 • Germany tel. +49 2461 6803 0 • Hong Kong tel. +852 2397 0752 • India tel. +91 11 6410 842
Japan tel. +81 3 5950 8100 • Malaysia tel. +60 3 7156 788 • Mexico tel. +52 5 211 64 92 • Russia tel. +7 095 785 52 55
The Netherlands tel. +31 30 247 6030 • United Kingdom tel. +44 118 926 4091 • USA tel. +1 770 590 3600 / 1 800 992 50 16
Web site: <http://www.barco.com> E-mail: sales.bcs@barco.com

Circle (190) on Free Info Card
www.americanradiohistory.com

Digital/analog fixed microwave links

RF Technology ACL series:

advanced digital/analog link for STL, TSL, ICR and other fixed applications; for digital operations the series is compliant to DS3, E3, SMPTE 310M, E2, E1 and T1; for analog operation the ACL-series supports the transmission of video and up to six audio or data subcarriers.

800-762-4369; 203-866-4283; fax: 203-853-3513;

www.rftechnology.com

Booth: L13235 Circle (321) on Free Info Card

Modular communications platform

Telecast Fiber Systems Viper II:

features transmission of multichannel audio and video, HD serial digital video at 19.4Mb/s to 1.5Gb/s; 601 serial digital video, wideband NTSC/PAL video, 24-bit digitized audio or AES/EBU, data, including RS-232, RS_422 or CCU; includes universal 16-slot card cage, rack-mount or throw-down modules.

508-754-4858; fax: 508-752-1520;

www.telecast-fiber.com

Booth: L13275 Circle (454) on Free Info Card

ATSC/NTSC STL

Broadcast Microwave StarLink:

simplified operation with internal MPEG-2 encoder, variable bit rates and options for 4:2:0 or 4:2:2 operation, preprogrammed CODM/MPEG modes for ease of operation.

800-669-9667; 858-560-8601; fax: 858-560-1637;

www.bms-inc.com

Booth: L 5430 Circle (436) on Free Info Card



Digital-ready ENG transmitter/receiver

Nucomm PT/RX6:

combines Nucomm's PT6/RX6 series digital-ready portable transmitter and receiver or Nucomm's MMPT6 NewsCaster digital-ready ENG van transmitter and CR6 series central receiver system with NEC's COFDM modulation and MPEG-2 encoding system.

800-9-NUCOMM; 908-852-3700; fax: 908-813-0399;

www.nucomm.com

Booth: L 5451 Circle (353) on Free Info Card

AUDIO CROSSPOINTS ARE NOW OBSOLETE LIGHTHOUSE DIGITAL SYSTEMS

Every few years a new product is introduced that defines the next millineum of connectivity evolution. Lighthouse Digital Systems of Grass Valley has customers that have installed some of the largest next generation routing systems in the world's best facilities. Lighthouse Digital's OZ audio router is one of those products.



Craig Nichols

TODD-AO

Hollywood CA

In front of an
848x848
OZ DSP &
High Def Router



The Grant Bros., Rick & Bob, founded Lighthouse Digital Systems in 1993 and hired the world's best video/audio people to bring innovation at an affordable price.

Products:

- 1024 x 1024 I/O Analog Audio/AES/RS422/ Timecode DSP Routers which means inexpensive expansion.
- 64 x 128 I/O High Definition Routers.
- 256 x 256 I/O Serial Digital Routers.
- Control from: - Contol Panels, Internet, MS Windows™, NT Server, second party control.

• Lighthouse Digital Systems • 888 494 7300 • FAX 530 272 8248 • <http://www.lighthousedigital.com> •

Circle (188) on Free Info Card



Need conditional access versatility? Get an OMNI Digital 4:2:2CI.

If you use conditional access to insure network integrity and security, your job has just gotten a lot easier. Because Standard's new OMNI Digital 4:2:2CI receiver/decoder features a common interface capability that makes it compatible with most conditional access systems.

But that's not the only reason you'll want to own it.

The OMNI Digital also gives you simultaneous analog and digital outputs as well as DVB ASI, 8PSK, and QPSK inputs. It's software addressable for remote control on your enterprise network, but still gives the onsite engineer an intuitive front panel design to make navigation easy and straightforward. You'll also like the wide symbol rate input range, a frequency range

from 950-2150 MHz, and the fact that the OMNI Digital, like all Standard receivers, is backed by the 7-year Gold Standard Warranty and exclusive Standard loaner program.

That's a lot of capability for a receiver only one rack-unit high.

But it's just what you'd expect from Standard.



Standard Communications

Meeting tomorrow's standards today.



www.standardcomm.com

U.S.: (800) 745-2445 • Canada: (905) 665-7501 • Europe: 44 1923 800 510 • South America: 55 11 887 6598

Circle (192) on Free Info Card
www.americanradiohistory.com

Edge networking device

■ **Tiernan Communications TUI30:**

extracts DVCPRO data from SDTI and encapsulates it in an MPEG-2 transport stream on DVB-ASI and vice versa; IT allows DVCPRO over satellite, ATM and PDH; automatically supports DVCPRO 25 and DVCPRO 50 in both PAL and NTSC formats.

800-323-0252; 858-587-0252; fax: 858-587-0257;

www.tiernan.com

Booth: S 4162 Circle (595) on Free Info Card

Dual-mode STL

■ **Broadcast Microwave COFDM:**

dual-mode studio-to-transmitter link; capable of simplex, duplex or hot standby baseband diversity operation; available in 2GHz to 5GHz frequencies; upgradable to full digital operation.

800-669-9667; 858-560-8601; fax: 858-560-1637;

www.bms-inc.com

Booth: L 5430 Circle (622) on Free Info Card

POWER PRODUCTS, BATTERIES, GENERATORS, UPS



Charger for Ni-Cd/Ni-MH/Li-Ion

■ **PAG USA AR Series 2:**

adapts the charge program to sequentially fast-charge any mix of Ni-Cd and Ni-MH batteries within the ranges 4.8- to 14.4V and 1- to 10Ah; selectable 2A charge rate for smaller Ni-Cds and non-PAG Ni-MH batteries; analytic Discharge/Charge Program benefits batteries which have been repeatedly subjected to partial discharge in use; true available capacity is displayed on the large backlit LCD; the current load and status for each channel, as well as discharge capacity and terminal voltage, are also displayed; models with two or four low-profile Paglok connectors are available for the direct connection of Paglok batteries.

888-PAGUSA1; 805-520-4911; fax: 805-520-6949;

www.pagusa.com

Booth: L12912 Circle (450) on Free Info Card

Three-phase UPS

■ **North Star/Best Power Unity/I:**

employs one power module and performs only a single power conversion; uses as little as three percent of incoming power; from 10kVA/kW to 220kVA/kw.

800-842-1671; 954-921-5868; fax: 954-927-0501;

www.nstpower.com

Booth: L12852 Circle (332) on Free Info Card

Line of patented ferro-resonant UPS

■ **North Star/Best Power FERRUPS:**

provide regulated output voltage without drawing power from the batteries for input voltages as low as 38 percent below nominal; has ability to work with all types of input sources and loads; Active Voltage Regulation converts power from almost any AC source into computer-grade power; from 500VA to 18kVA.

800-842-1671; 954-921-5868; fax: 954-927-0501;

www.nstpower.com

Booth: L12852 Circle (331) on Free Info Card

Packs for Ni-Cd/Ni-MH/Li-Ion

■ **PAG USA Lithium-Ion time batteries:**

a 72 watt-hour pack which displays remaining runtime, on-load, in hours and minutes; 14.4V, 4.5Ah,

888-PAGUSA1; 805-520-4911; fax: 805-520-6949;

www.pagusa.com

Booth: L12912 Circle (451) on Free Info Card

PRODUCTION SWITCHERS & VIDEO EFFECTS, KEYERS

DVE

■ **e-StudioLIVE (formerly ECHOLab Inc) 2D DVE**

■ **option for ECHOLab 5000 SuperSwitchers:**

new DVE enables compressions, such as over-the-shoulder and split backs; up to six DVEs may be installed on each 5000 system, each independently controllable; allowing the user to create customized, dynamic effects.

978-250-3334; fax: 978-250-3335; www.echolab.com

Booth: I 5819, L 9780 Circle (661) on Free Info Card

Production switcher

■ **Pinnacle PDS 9000:**

a 36-input, 2.5 M/E production switcher aimed at mid-market live production, specifically news and local interest programming; offers nine built-in 3D DVEs, 19 multipage framestores and RGB color correction; the multipage framestores can be loaded from Pinnacle's Lightning, Deko, Thunder and DVExtreme over a 100BaseT network

650-526-1600; fax: 650-526-1601; www.pinnaclesys.com

Booth: L 9457 Circle (521) on Free Info Card

MEET THE BEST DIGITAL AUDIO MULTITRACK MASTER RECORDER MADE.


360 Systems

360 Systems designed the TCR8 with one goal in mind:

To deliver a Master Recorder that faithfully captures the results of your work.

The Difference is in the Details

To provide the level of sonic accuracy that critical projects demand, you have to sweat the details. TCR's design specifies gold XLR connectors, metal film resistors, no capacitors in the audio path, and a patented low-noise circuit to suppress RF, hum and cable noise. Put all of this on shielded PC boards with double-regulated power, and the result is a 24-bit audio recorder of unprecedented quality.



Defining the Master Recorder

The TCR8 Master Recorder includes the tools you'll need for professional work—solid synchronization, the right connectors, and a feature-set focused on commercial audio production.

Today's high-resolution audio formats need a new generation of recorders that deliver on the promise of 24-bit audio. By actual measurement, the TCR8 Master Recorder far exceeds the specs of competitive machines, and actually approaches the limit of today's art.

Today's "24/7" studio makes very real demands on audio equipment. Which is why 360 Systems designs for reliability, just as we design for audio quality. But then, we also have 30 years experience building equipment for round-the-clock professionals.

From original recording to final mixdown, the new TCR8 Master Recorder delivers performance without compromise. Should you expect anything less?

Superior Audio Quality

- Measurable improvement of 20-dB in SNR and dynamic range over conventional designs
- Bit-for-bit™ reproduction of 24-bit PCM, Dolby®-E and AC-3 recordings
- Record across all tracks, at any sample rate
- Workstation file interchange with SD-II and WAV files
- Complete Cut-Copy-Insert-Erase editing features
- The best digital scrub editing on the market
- Time offsets, track slip, varispeed and audio delays
- Up to 24-hours of recording time in a single file

Standard Equipment

- DVD-RAM drive for 10 hours of 24-bit audio on low-cost disks
- Internal 9GB SCSI hard disk (up to 50 GB available)
- 250 MB Zip® drive
- A complete set of XLRs for analog and AES/EBU
- Rear panel SCSI port for external drives
- Large display for full length file names
- Multi-machine sync provides up to 64 tracks
- Flex-Format™ drive bay for removable media, such as DVD-RAM (standard), Magneto Optical or removable hard disks
- Complete SMPTE time code features:
 - > Support for all frame rates
 - > VTR emulation with P2 control
 - > Reads LTC or VITC
 - > Hard lock to Digital Betacam® for tight sync during scrub-edits
 - > Reference to Video, AES, Word Clock, or LTC
- **\$5,995 complete**



There is a difference. Click on www.360systems.com for a 20-dB improvement in *your* next project.

360 Systems

The pros know the difference.

Circle (193) on Free Info Card

Visit us at NAB Booth #R3163

5321 Sterling Center Drive, Westlake Village CA 91361
Tel (818) 991-0360 Fax (818) 991-1360 E-mail: sales@360systems.com

GVG compatible switcher frame

■ **Ross Digital upgrade for GVG 100/110: switchers:**

Grass Valley Group 100 and 110 switchers can be made digital by replacing frame with a Ross Synergy Digital switcher frame; features include 2D DVE, preview overlay and Ultimatte Insider.

613-652-4886; fax: 613-652-4425;

www.rossvideo.com

Booth: L12326 Circle (514) on Free Info Card

Video production system

■ **For-A VPS-400:**

serial digital component I/O vision mixer with a DVE option; features eight standard digital inputs with eight additional inputs optional offers 4:2:2:4 digital component and 10-bit processing, as well as two independent keyers and 80 wipe patterns.

352-371-1505; fax: 352-378-5320; www.for-a.co.jp

Booth: L9217 Circle (403) on Free Info Card

Stand-alone DVE

■ **Snell & Wilcox HD 1200 DVE "DaVE Alone":**

a stand-alone, dual-channel HD DVE; includes classic DVE moves; can be used with any HD switcher.

+44 1730 821 188; fax: +44 1730 821 199;

www.snellwilcox.com

Booth: L11039 Circle (626) on Free Info Card

Tracking AI software

■ **AFA Products Group Traxim:**

available in HD or SD; a tool for isolating objects from their background since the chroma key; defines the edge of objects or elements; follows object or element as it moves in the scene using advanced image processing techniques; integral DDR chases telecine or VTR providing real-time object-based auto-tracking windows for use in color correction.

201-750-3200; fax: 201-750-3049; www.afassoc.com

Booth: L11522 Circle (423) on Free Info Card

Digital production switcher

■ **Ross Synergy 1:**

16 input, single MLE version of Synergy Series switchers; features include Aspectizers for simultaneous 4:3 and 16:9 production, 2D DVE, preview overlay and Ultimatte Insider.

613-652-4886; fax: 613-652-4425; www.rossvideo.com

Booth: L12326 Circle (691) on Free Info Card

SD switcher

■ **Snell & Wilcox Golden DaVE:**

a high-end SD switcher; gives 10-bit performance in SD; designed for broadcast and post-production world.

+44 1730 821 188; fax: +44 1730 821 199;

www.snellwilcox.com

Booth: L11039 Circle (627) on Free Info Card

Litton IOTs

- ✓ **Dependable**
- ✓ **Affordable**
- ✓ **Available**

Engineered to fit your transmitter, Litton IOTs provide reliable service from the moment you plug one in. In addition, Litton offers aggressive pricing, 24-hour engineering service, and shipments from stock. For all your analog and digital needs, call 800-861-1UHF (1'843) or e-mail Litton at hspooner@littonedd.com.

NAB Booth #15577



Litton

Electron Devices


ISO 9001 Certified Facility

1035 Westminster Drive • Williamsport, PA 17701 • 800-861-1843 • Outside the U.S. call (570) 326-3561 • www.littonedd.com

Litton Inductive Output Tube



Circle (191) on Free Info Card



Digital video mixers

Thomson Broadcast Alteo series:

range of digital video mixer suited to a variety of applications from 1.5 M/E to 3.5 M/E and especially live production, module-based architecture allows operators to combine panels of different sizes to meet their needs; in operation, features can be configured live.

800-882-1824; 201-569-1650;

fax: 201-569-1511;

www.thomsonbroad.com

Booth: L 9609

Circle (610) on Free Info Card



Video production center

Grass Valley Group Kalypso:

offers powerful M/E architecture with four keyers per M/E for more flexible layering and two utility buses per M/E allows separate program mix, video in borders or masking; includes built-in device control for Profile XP Media Platforms and video servers, GVG routers, DVEs and VTRS; features built-in DVE with six channels of effects plus external DVE support; up to 80 inputs and 40 outputs.

800-998-3588; 800-547-8949

fax: 503-627-7275;

www.grassvalleygroup.com

Booth: L11018

Circle (408) on Free Info Card



One major Landmark deserves *Another.



LARCAN

* LANDMARK SERIES

- * KOMO-DT Ch 38, Seattle. In January 1997 LARCAN assisted KOMO-DT to transmit the first HDTV signal west of the Mississippi. In early 1998 a LANDMARK UHF digital transmitter was delivered to KOMO-DT.
- * LANDMARK Series UHF DTV IOT transmitters. The basic 25kW power rating can be increased by installing additional 25kW IOT modules...up to 100kW.

For LARCAN 1 Watt-100kW transmitter facts.
Visit our Web site: www.larcanc.com

A Member Of The LeBLANC Group

LeBLANC BROADCAST INC.

Ray Carnovale, President • 905.844.1242

• West: Dave Hill 650.574.4600 • Bob Palmer 360.403.1960

• Central: Tony Guess 940.682.4147 • East: Sheryl Richmond 303.665.5016

See us at NAB Booth # L12355 Circle (196) on Free Info Card

TBCs, FRAME SYNCs AND CONVERSION EQUIPMENT

Upconverter

■ TeraNex XA4110PXC-1x3x1:

converts from 480i60 to 1080i60, 720p60 and 480p60 or vice versa; features gamma correct colorspace conversion; 32-point optimal interpolation, 3:2 pull-down removal and insertion; aspect ratio conversion and test-pattern generation; SDI/HD-SDI I/O.

407-517-1086; fax: 407-517-1101; www.teranex.com
Booth: L 3723 Circle (670) on Free Info Card

Computer to video scan converter

■ Communications Specialties Scan Do Pro II:

features studio timeable genlock, component output (YUV or RGB format), switchable vertical filter and optional SMPTE 259M serial digital output; true multiscanning with support for resolution up to 1280x1024 (at 60Hz) ensures it will work with almost any computer; also includes three-line flicker reduction filter and multilevel input zoom processing.

888-4 FAX NOW; 631-273-0404; fax: 631-273-1638;
www.commspecial.com

Booth: M 8968 Circle (543) on Free Info Card



10-bit synchronizer

■ Pixel Instruments VS-5200:

features multiformat I/Os and built-in Heterodyne TBC; serial digital, composite, analog, component analog and Y/C selectable inputs and simultaneous outputs are standard, allowing users to transcode from one format to another; the DDO pulse output of the VS-5200 is used to control the audio delay of the AD-3000 for automatic lip sync correction with analog or AES/EBU digital audio; rapid delay tracking is made possible by the automatic pitch corrector in the AD-3000.

408-871-1975; fax: 408-871-1976;
www.pixelinstruments.com

Booth: L 3529 Circle (347) on Free Info Card

Serial digital video router

■ Quartz Electronics Q128:

accommodates matrix sizes up to 128x128; routers can be stacked to make 256x256 and larger; high level of modularity is employed with I/O added in blocks of four; modules are hot pluggable.

888-638-8745; +44 1189 350 200; fax: +44 1189 350 202;
www.quartzuk.com

Booth: L 7456 Circle (474) on Free Info Card



Video format converter

■ Folsom Research VFC2200:

designed to implement dissolve, fade and clean synchronous switching between two video sources; VFC-2200 automatically locks to two interlaced or non-interlaced RGB/YUV inputs with resolution from 480i up to 2048x1280 progressive and directly scales them to a user-programmable output format with resolutions up to 1280x1024; unit contains two independently-programmable high-resolution scalars so inputs can be completely different resolutions and formats.

888-414-SCAN; 916-859-2500; fax: 916-859-2515;
www.folsom.com

Booth: M 8532 Circle (352) on Free Info Card

Seamless switcher w/six HR inputs

■ Analog Way Graphic Switcher:

seamless switcher offering six high-resolution inputs; cuts, fades and mixes instantaneously between six high-resolution sources up to 1600x1280, with no synchronization dropouts; scales the inputs to a VGA, SVGA, XGA.2 output format and works with staging live events, conferences, exhibitions and conventions.

212-269-1902; fax: 212-269-1943; www.analogway.com

Booth: M10171 Circle (425) on Free Info Card



1RU aspect ratio converter

■ Leitch Monarch:

architecture allows I/O processing to be configured to match the demands of the application; offers 10-bit digital decoding and encoding for processing composite video signals; features 10-bit resolution, preset and variable ratios, selectable transition types and serial I/O; offered in 1RU frame.

800-231-9673; 757-548-2300; fax: 757-548-4088;
www.leitch.com

Booth: L 9328 Circle (405) on Free Info Card

HD cross converter

■ Snell & Wilcox HD 9000C cross converter:

capable of accurate, transparent conversion between different numbers of active lines or between different frame rates.

+44 1730 821 188; fax: +44 1730 821 199;
www.snellwilcox.com

Booth: L11039 Circle (628) on Free Info Card

We Were Making TV Transmitting Systems Long Before Man Walked on the Moon. *So What Else is New?*



...Everything!

Visit us at NAB Booth #L9372

Quantum: Advanced Technology, Elegant Simplicity

Serving both analog and digital applications, with power levels up to 280kW analog and 120kW digital, Acrodyne's new IOT-equipped UHF Quantum line of TV transmitters was conceived by broadcasters and designed by the EMMY award-winning talent that invented the technology.



Three Decades of Service and Transmission Experience:

As always, Acrodyne's Diacrode-equipped UHF television transmitters are available up to 240kW analog and 100kW digital. Adjacent Channel Technology (ACT™) transmitters offer simultaneous transmission of NTSC and DTV signals.

Solid-State Power: Rohde & Schwarz, Universally Acknowledged Quality and Value

Acrodyne now offers exclusive U.S. sales, service, and tech support for solid-state, digital or analog, air- or liquid-cooled Rohde & Schwarz medium to high power television transmitters. Power levels to 15kW UHF DTV and 40kW peak visual UHF analog. VHF models up to 20kW peak visual analog, can be supplied for DTV service up to 5kW.

***Taking small steps is easy.
Acrodyne is taking giant leaps . . .***

new
ACRODYNE
The Broadcaster's Company

ACRODYNE Industries, Inc.

www.acrodyne.com | 516 Township Line Road | Blue Bell, Pennsylvania 19422 | 800-523-2596 | 215-542-7000 | Fax: 215-540-5837 | E-mail: acroinfo@acrodyne.com

Circle (201) on Free Info Card

www.americanradiohistory.com

Stand-alone HD converter

AJA Video HD10A:

companion to the HD10C HD A/D converter; a stand-alone HD A/D converter; features include 10-bit conversion of RGB or YPrPb sources with internal or external sync; works with nine popular HD formats and provides three SMPTE 292/296 compliant HDSDI outputs.

800-251-4224; 530-274-2048; fax: 530-274-9442;

www.aja.com

Booth: L 3314 Circle (641) on Free Info Card

Aspect ratio converter

Axon Digital Design ARC-3000:

this 19-inch, 1RU unit offers quality, optimized conversion for post-production and broadcast applications; all major controls and presets can be accessed via the unit's control panel, which includes a comprehensive jog dial rotary encoder; up to 16 presets, including horizontal scale, horizontal pan, vertical scale, vertical tilt, GPI output selection and output timing, can be stored in the nonvolatile memory.

+31 13511 6666; fax: +31 13 511 4151;

www.axon.nl

Booth: L 2006 Circle (370) on Free Info Card

Broadcast-quality scan converter

Focus Enhancements TView Pro AV:

provides horizontal and vertical sizing and positioning to maximize viewable area; features color bar test generator to calibrate color accurately; provides component, Y/C and composite outputs and computer passthrough; controlled through RS-232/422, backlit keypad or IR remote.

800-538-8865; 978-988-5888; fax: 978-988-7555;

www.FOCUSinfo.com

Booth: M 7964

Circle (443) on Free Info Card

HD D/A converter

AJA Video HD-10C:

supports seven 1.5Gb/s HDSDI SMPTE-292/296 formats, including 1080i at 50/59.94/60Hz, 720p at 59.94/60Hz and 1080p SF at 29.93/24Hz; 1080p SF displayed as a 48Hz interlaced signal; unit automatically switches between input formats and provides two equalized SDI looping inputs; analog output formats are user selectable with choices of YPrPb, RGB, and computer multisync SVGA.

800-251-4224; 530-274-2048; fax: 530-274-9442;

www.aja.com

Booth: L 3314 Circle (399) on Free Info Card



**CUSTOM
CONSOLES**

*Elegant forms
with limitless
possibilities*

SETTING NEW STANDARDS OF EXCELLENCE, ENGINEERING & DESIGN

CALL

1 • 8 0 0 • 7 3 5 • 2 0 7 0

Or Contact Your Local Forecast Distributor

www.forecast-consoles.com

Circle (200) on Free Info Card

S-video aspect ratio converter

Miranda Technology ARC-372P:

a miniature S-video I/O aspect ratio converter that can be used to convert from 4:3 to 16:9 or from 16:9 to 4:3.

514-333-1772; fax: 514-333-9828;

www.miranda.com

Booth: L 3330

Circle (529) on Free Info Card

1600x1280 scan converter

Focus Enhancements TView Pro AV 1600:

features seven selectable 2D flicker filter settings for sharp images and text; provides 16 user-definable memory settings for use with multiple sources; includes high-quality variable zoom and vertical sizing and positioning to maximize viewable area and eliminate black borders.

800-538-8865; 978-988-5888; fax:
978-988-7555; www.FOCUSinfo.com

Booth: M 7964

Circle (444) on Free Info Card

Total DTV



On the Air with Just ONE Box.

With AgileVision's AGV-1000 you'll be ready to broadcast fast, with lots of rack space to spare.

The AGV-1000 is a multifunction platform for the new age of television. It does station IDs and logo insertion, compressed content storage, emergency warning insertion, even seamless splicing of compressed program materials, all controlled by your station automation system.

Start with the cost-effective standard package. As your DTV operation expands you can add modules for more capacity or additional functions such as local content origination. You'll still have room to hang your coat or display that prized plant.

The AGV-1000 works with existing equipment, and runs with mission-critical reliability. See it today at NAB in the LVCC North Hall, booth #L1746.



©2000 Agilevision All rights reserved

201 Washington Rd • Princeton, NJ 08543-5300
Phone (609)514-4032 • inquiries@agilevision.com

Frame synchronizer

Crystal Vision SYN102:

this frame synchronizer features two operational modes — synchronizer and delay line; a remote freeze function can be used in either; has both horizontal and vertical output timing adjustment, with a full two fields of adjustment.

+44 1223 506 515; fax: +44 1223 506 514; www.crystalvis.com
Booth: L 9525 Circle (463) on Free Info Card



Video scan converters

RGB Spectrum RGB/Videolink:

accepts computer signals up to 1600x1200 pixels and automatically adjusts for best-quality output, which includes SMPTE259M, NTSC, PAL, S-Video, component analog video and double-scan rate RGB signal at 31.5kHz for projection; includes multiple levels of flicker filtering.

510-814-7000; fax: 510-814-7026; www.rgb.com
Booth: M 7967 Circle (329) on Free Info Card



Digital/analog converter

Video Gainesville MightyCoder:

The Mighty Coder is a compact serial digital component to analog converter. It accepts one serial digital component input, and it outputs composite, component and reclocked serial digital (input) simultaneously.

352-372-0270; fax: 352-378-5320; www.vgv.com
Booth: L 9217 Circle (357) on Free Info Card

Signal processor

TC Electronic M*One/D*Two:

general-purpose dual-engine processor features 128 ROM presets and 128 RAM preset locations; include 24-bit A/D-D/A converters with 24-bit internal

processing driven by a 100 million IPS DSP engine; includes 50 ROM presets and 128 user RAM preset locations; also features 24-bit A/D-D/A converters.

805-373-1828; fax: 805-379-2648;
www.tcelectronic.com
Booth: R 1059
Circle (479) on Free Info Card

D/A converter

Evertz 7730DAC-HD:

supports all signal standards specified in SMPTE 274M and SMPTE 296M; allows user to select between RGB or YPrPb for VGA; has user-controlled 4:3 alignment markers for convenient framing of video signal; with passive rear modules, unit can interface with both standard broadcast monitors and VGA computer monitors; also features analog audio monitoring of serial HD images and embedded audio.

905-335-3700; fax: 905-335-3573;
www.evertz.com
Booth: L13261
Circle (534) on Free Info Card

ON TOP OF THE WORLD

Allied Tower is the vehicle our customers choose for support in their communication travel. Reaching their specific height destination with custom designed towers for FM and TV Broadcast requiring heights up to 2000'.

Our fuel is the energy of custom design and certified engineering, specific to our customers every tower need.

Quality and durability are the solid rod materials used at our fabrication facility that bring comfort and confidence for the extended tour.

Integrity and reliability is our foundation crafted over four decades that allows Allied Tower Company to stand on "Top of the World" in the communication industry.

If your vehicle has a Cadillac price tag and the service department is always on break, call our full service sales and engineering staff for a turnkey quotation without the sticker shock.


ALLIED
TOWER
COMPANY

2525 South Shore Blvd.
Suite 420
League City, Texas 77573
800.332.0025


See us at NAB Booth # R3960 Circle (202) on Free Info Card

The experts agree...
the best image requires the best technology

FAROUDJA.



On June 24, 1998 Yves Faroudja, founder and chief technical officer of Faroudja Laboratories, was awarded the prestigious Charles F. Jenkins Lifetime Achievement Award from the Academy of Television Arts & Sciences for the development of key patents in the area of video processing, encoding, decoding, enhancement and noise reduction.



The Digital Format Translator from Faroudja provides the solution for Broadcast Studios and Production Houses requiring HDTV like images from analog and digital 480i sources

Faroudja's Picture Plus applies a number of patented technologies -

- 3:2 Film Detection and filters to reproduce cinema-like images
- Directional Correlative DeInterlacing (DCDi) for unparalleled motion video images
- Bandwidth Expansion to provide crisp lines and sharper details

Along with flexible scaling and aspect ratio control, the DFT offers ATSC output options in 480p, 720p and 1080i. Other options include Analog Inputs / Outputs, Digital Noise Reduction, and Windows based System Control Software.

Don't settle for anything less than the finest images in every instance, from any source.



**FAROUDJA
PICTURE PLUS™**

See us at NAB Booth #L12382

Visit us at: www.faroudja.com

Circle (205) on Free Info Card

Picture quality analyzer

Pixelmetrix VP2000 series Picture Quality Analyzer:

provides real-time objective quality evaluation of picture quality, source independent; monitors all types of content; uses "Three Layer, Bottom-Up Noise Weighting Model, which provides a running visual indication of video picture quality; available in two versions the VP2000S for SD and the VP2000H for HD; the HD version is helpful for evaluating equipment before purchase.

1877-717-4935; +65-5474935; fax: +65-5474945;
www.pixelmetrix.com

Booth: L 206 Circle (600) on Free Info Card

ATSC stream player

Sencore Electronics AD991 Stream Source:

provides a flexible playout source for compressed digital video transport streams; Source Scheduler provides added degree of control and flexibility by enabling automated or manual remote control of stream playout, offline schedule creation and editing as well as looped playout of a schedule or stream.

800-SENCORE; 605-339-0100; fax: 605-339-0317;
www.sencore.com

Booth: L 3107 Circle (644) on Free Info Card



HD onscreen monitor

Videotek VTM-400HD:

offers increased resolution and enhanced audio displays; includes on-screen measurement cursors for waveform amplitude and time, vector phase and real-time signal quality alarms with user-adjustable limits; also features 720p, 1080i and 1080p/24sF serial digital input formats, analog, AES/EBU and embedded audio inputs with analog monitoring.

800-800-5719; 610-327-2292; fax: 610-327-9295;
www.videotek.com

Booth: L12924 Circle (551) on Free Info Card

Lip sync analysis software

Interra SyncCheck:

a software application designed to view and measure the synchronization between video and audio pairs in a MPEG bitstream; is designed to measure the accuracy of lip sync in the compressed domain and helps MPEG developers and users of coding devices to test, fine tune and trouble-shoot synchronization-related issues and problems; supports ATSC and DVB; operates on standard PC hardware and with Windows.

800-646-4434; 408-573-1400; fax: 408-573-1430;
www.interra-video.com

Booth: I 6120 Circle (422) on Free Info Card

Handheld Dolby E/Dolby Digital monitor

Dolby Laboratories DM 100:

lightweight, handheld monitor that will allow audio system integrators and service engineers to test the integrity and composition of Dolby Digital, Dolby E and PCM signals in a production or broadcast facility; also generates Dolby Digital, Dolby E and PCM test bitstreams.

800-33-DOLBY; 415-558-0200; fax: 415-863-1373;
www.dolby.com

Booth: L12335 Circle (585) on Free Info Card

Impairment and performance monitor

Pixelmetrix DV Station:

modular multilayer system simultaneously monitors on up to 21 ports and multiple layers of the video transmission chain; RF, protocol, multiplexing and content errors propagating through the network can be traced and pinpointed to the faulty link or component; incorporates a Linux-based presentation engine and integrated LCD touch panel.

1877-717-4935; +65-5474935; fax: +65-5474945;
www.pixelmetrix.com

Booth: L 206 Circle (482) on Free Info Card

Color corrector


Axon Digital Design CCR-200:

a digital SDI I/O color corrector; targeted for CCD camera sources or other monitor application; calculation domain is 4:4:4; linear frequency response is maintained when a color gain is corrected; has four presets available on a board; operation is possible through RS485 remote protocol or front-panel full user interface; reset switch and full EDH processing are also available.

+31 13511 6666; fax: +31 13 511 4151;
www.axon.nl

Booth: L 2006 Circle (493) on Free Info Card

Uncompress your thinking.



Introducing the industry's first affordable, uncompressed HD editing and compositing solution-FusionBOXX™ HD.

Finally, you get the bandwidth and power you need for fully uncompressed, high-definition non-linear editing and compositing, at a fraction of the cost of current solutions. FusionBOXX HD features eyeon Software's revolutionary Digital Fusion HD™.

The system is Windows NT-based for maximum flexibility. And its proven reliability is backed by a 3-year system warranty.

With FusionBOXX HD, post-production isn't just faster and easier – it's mind-blowing.

Get all the details on FusionBOXX HD and the rest of the BOXX family

at www.boxxtech.com, or call toll-free 1-877-877-BOXX.

See us at booth #S6066 at NAB



DBOXX™

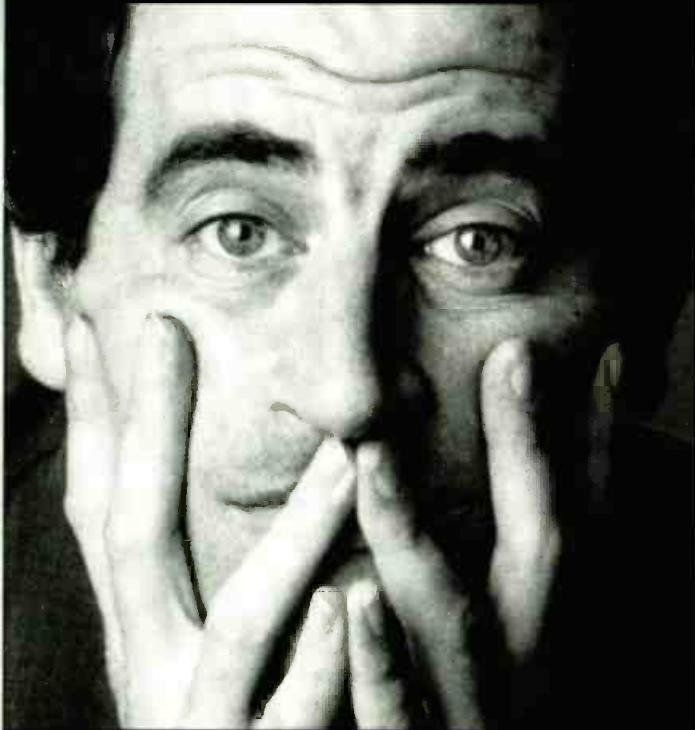
The powerful 3D graphics workstation.



RenderBOXX™

The ultimate combination of speed, power and price.


WHAT AUTOMATION BACKUP?



**BACKUP YOUR AUTOMATION SYSTEM
IN CASE OF FAILURE. LOAD AND PLAY
ONE CLIP OR A GROUP OF CLIPS.** **DNF**
CONTROLS

Call us at (818) 252-0198 or visit us on the web: www.dnfcontrols.com

Circle (235) on Free Info Card



19" RACK CASES ARE NOT ALL CREATED EQUAL

When sensitive equipment demands mobility, protection, and on-location flexibility, the clear choice is a Warrior 19" rackmountable plastic container from APW Zero Cases. Our cases are engineered to provide complete protection for the most sensitive rackmountable equipment and instrumentation. Call toll free for a catalog or quote 800-416-9025.

www.zerocases.com
soles@zerocases.com

ISO 9001 Certified since 1994



See us at NAB Booth# L6330 Circle (234) on Free Info Card

Serial digital monitoring system

■ Magni Systems SDM 560:

offers day-to-day monitoring of serial digital 601 and composite signals displayed on a composite or SDI video monitors; features include jitter measurement, waveform, vector, audio, EDH and gamut monitoring, error detection and reporting.

800-237-5964; 503-615-1900; fax: 503-615-1999;

www.magnisystems.com

Booth: L 9361 Circle (564) on Free Info Card

Serial digital video router

■ Quartz Electronics Q128:

accommodates matrix sizes up to 128x128; routers can be stacked to make 256x256 and larger; high level of modularity is employed with I/O added in blocks of four; modules are hot pluggable.

888-638-8745; +44 1189 350 200; fax: +44 1189 350 202;

www.quartzuk.com

Booth: L 7456 Circle (474) on Free Info Card

ATSC transport stream monitor

■ Tandberg Television TT4000:

handles both DVB and ATSC standards, including ETR290 error detections; ATSC version supports PSI, PSIP table decoding; SMPTE 310 input option is available for the TT4030 StreamTracker version of monitor.

949-725-2500; fax: 949-725-2545;

www.tandbergtv.com

Booth: S 4168 Circle (577) on Free Info Card

Digital broadcast monitoring system

■ Wavetek Wandel Goltermann WWG DTS-400:

allows user to identify and isolate faults on the DVB network and remotely troubleshoot head-ends and DTV stations; features a scaleable and flexible system, modularity for future network expansion and advanced channel monitoring with service checks and play-out list verification.

800-854-2708; 858-279-2200; fax: 858-627-0146;

mpeg.wwg-solutions.com

Booth: L13286 Circle (606) on Free Info Card

VIDEO Testing

Sencore covers all your needs!



DSA309 Digital Video Studio Analyser

- Tests composite and component serial digital video signals.
- Continuous on-line monitoring of key parameters.
- Graphic touch screen interface and menu system.
- Errors displayed on the LCD screen, or routed to a printer or stored on the built-in 3.5" floppy drive.
- Real-time detection of illegal colors.



S310 Digital Video Analyser

- Tests composite and component serial or parallel digital video signals.
- Direct readout key signal parameters.
- User selectable alarm thresholds.
- A comprehensive CCIR601 pattern generator. (34 different test patterns.)



AT951 ATSC Stream Player

- Single play or continuously looped payout of ATSC or DVB signals.
- Adjustable payout start and stop points.
- Automatic determination of Transport Stream payout rate.
- Internally generated or external source of playback clock.
- 188 byte packet formats.



SV953P MPEG-2 Portable Transport Stream Analyzer

- Record, payout, monitor and analyze MPEG-2 and DVB signals.
- Conformance test TS layer and PES layer.
- Complete Buffer Analysis.
- Real-time monitoring of MPEG-2 for complete signal analysis.
- Easy-to-use Windows NT™ interface.

For detailed information, call 1-800-SENCORE(736-2673)

www.sencore.com • 3200 Sencore Drive • Sioux Falls, SD 57107
Direct Line: 1-605-339-0100 • Fax: 1-605-339-0317

Circle (209) on Free Info Card
www.americanradiohistory.com

SENCORE

DTV transmitter test system

Harris CD-Eye:

an integrated digital transmitter tests test system; a software-based system that provides measurements for spectrum, out-of-channels mask, eye diagram, constellation, signal-to-noise ration and error vector magnitude, pilot level, nonlinear analysis and real-time adaptive correction metrics.

800-622-0022; 513-459-3400; fax: 513-459-3890;

www.harris.com

Booth: L 6524 Circle (505) on Free Info Card

Program QoS analyzer

Tektronix PQM300:

allows users of multichannel systems to identify common MPEG-related visual impairments including blockiness, frozen frames and Gaussian noise; monitors all pixels and fields simultaneously; allows users to establish quality histories and defect logs for simultaneously monitored programs; provides users a systematic and quantifiable method for assigning bit rates to individual channels.

800-426-2200; 503-627-7111; fax: 503-222-1542;

www.tektronix.com

Booth: L 913 Circle (434) on Free Info Card

Transport stream analyzer

Wavetek Wandel Goltermann WWG DTS-A:

offers monitoring, analysis and capture of MPEG-2/ATSC or DVB transport streams; channel-/program- and network-based supervision windows; full PSI/PSIP or PSI/SI table and descriptor analysis in real time; provides uninterrupted PCR and PTS/DTS synchronization monitoring, including jitter and PCR arrival graphing over time.

800-854-2708; 858-279-2200; fax: 858-627-0146;

mpeg.wwgsolutions.com

Booth: L13286 Circle (426) on Free Info Card

37-inch video monitor

Panasonic PT-37P1:

a 37-inch 16:9 aspect ratio gas plasma monitor; offers 550:1 contrast ratio; provides 852x480 XVGA resolution with up to 16.77 million colors and 256 gray-scale definitions; offers a more than 160 degree viewing angle (horizontally and vertically); compatible with 480i, 480p, 720p and 1080i signal formats and accepts most international video signals, including NTSC, PAL, SECAM and PAL-60.

800-528-8601; 323-436-3500; fax: 323-436-3660;

www.panasonic.com/broadcast

Booth: L 8236 Circle (656) on Free Info Card



HD and SD analog sync generator

Evertz 7750SRG-HD:

generates various HD and SD analog & tri-level sync signals; can be referenced to input black NTSC, PAL or free-run; generates all analog sync signals per SMPTE 274M and 296M, as well as NTSC, PAL and slow PAL; via card edge control, all common combinations of HD and SD analog sync outputs can be generated.

905-335-3700; fax: 905-335-3573;

www.evertz.com

Booth: L13261 Circle (537) on Free Info Card



DVCPRO tools

Tentel DVCPRO tools and test equipment:

a set of 30 tools and test measurement devices for Panasonic's DVCPRO format; kit provides all the tools and test equipment needed to perform various tests and measurements; kit performs more accurate/faster testing; improve detected signal shape, obtain longer video head life and reduce tape guide wear.

800-538-6894; 916-939-4005; fax: 916-939-4114;

www.tentel.com

Booth: L 9756 Circle (392) on Free Info Card

TV TRANSMITTERS, TRANSLATORS, EXCITERS & ANTENNAS

DVB-T exciter

ITIS Innovation Telecommunications V-XCAST: can be supplied with an IF output, or direct VHF/UHF output for channels with a width of 7MHz or 8MHz with ad single frequency network option; includes advanced digital pre-correction function; controlable from headend of network or by the transmitter; available in a standard version; in a chassis ready for transmitter installation or in OEM form.

+33 2 99 23 72 20; fax: +33 2 99 23 10 91;


www.itis.fr

Booth: L5358 Circle (448) on Free Info Card



32 x 32 = 1 RU

MRX
MIDSIZE ROUTING SWITCHERS



MRX™ by Sigma. 32 x 32 = 1 RU, the formula for compact routing.






Sigma Electronics has done it again. Introducing the new MRX Series™ of compact routing switchers. Only one rack unit high – perfect when space is at a premium. And, with specifications that meet the most critical applications.

Add levels and functions as required. Need a channel of audio? ...add a 1 RU, 32 x 32 frame. The MRX™ can switch eight control levels.

A variety of control panels including alphanumeric are available. For computer control via RS232/RS-422, check out our new SigMatriX™ software.

MRX™, the new formula for midsize compact routing switchers. As an added benefit, all components are covered by Sigma's 5-Year Parts & Labor Warranty.

Contact us now for product information or to locate your nearest Sigma dealer.

- 
Distribution
- 
Switching
- 
Timing
- 
Encoding
Decoding
- 
Digital
- 
Transcoding



SIGMA ELECTRONICS INC.
www.sigmaelectronics.com
1184 Enterprise Road
PO Box 448
East Petersburg PA 17520-0448
(717)569-2681 TELEPHONE
(717)569-4056 FAX

Booth
#M7962 (Sands)

WHY WORK WITH SYSTEMS THAT WON'T DO THE JOB?

Zapex's new ZL-330 Linux-based MPEG-2 Encoding Solution for Digital TV is Light Years Ahead.

- Simultaneous MPEG-2 and Dolby encoding on a single PCI card means low CPU usage—virtually CPU-independent
- Multiplexing MPEG and Dolby® digital into a transport stream on one card eliminates lip-sync concerns
- Our own patented algorithms produce exceptional quality at low bit rates enabling better utilization of existing bandwidth
- Linux-based for a robust open solution that is perfect for mission critical systems
- Flexible design permits integration of a variety of interface cards tailored to specific applications—DVB-ASI, TCP/IP, SMPTE-310

zapex
a brother company

tel: 650-930-1300 www.zapex.net



Circle (210) on Free Info Card

HDTV/ATSC broadcast encoder

■ Tiernan Communications THE 10:

a 4:2:0 video compression encoder, factory configurable as one HD or four SD services and can handle up to 16 audio channels to accompany video; supports one HDTV serve on 1080i or 720p with a 1.5Gb/s SDI; SD service can be either PAL or NTSC formats with 270Mb/s SDI video inputs.

800-323-0252; 858-587-0252; fax: 858-587-0257; www.tiernan.com

Booth: S 4162 Circle (355) on Free Info Card

DSNG encoder

■ Tadiran Scopus CODICO E-1500:

encoder developed for DSNG operators to be used in Earth station or mobile applications; can be installed both in a vehicle flyaway or helicopter; offers fast access keys for modulation, courier on/off and convenient preprogrammed set-ups; modulator is full controlled from encoders front panel.

858-618-1600; fax: 858-618-1615; www.scopususa.com

Booth: M10135 Circle (542) on Free Info Card

DTV/HD image processor

■ Digital Vision Valhall:

latest in user interface technology; precision control of all DVNR tools and gateway to compressed file delivery; designed for use with both SD and HD images.

888-914-5200; 310-914-5200; fax: 310-914-0011; www.digitalvision.se

Booth: S 4156 Circle (582) on Free Info Card

HDTV program encoder/decoder

■ Digital Vision BitLink:

dual-standard DVB/ATSC encoder, decoder, multiplexer and data processor; designed for DTV and media network applications including broadcasting, contribution, special networks and HD/SD infrastructure; both offline and online transmission is supported.

888-914-5200; 310-914-5200; fax: 310-914-0011; www.digitalvision.se

Booth: S 4156 Circle (354) on Free Info Card

Professional HD receiver

■ Tandberg Television PRMX5800:

capable of multichannel HD decoding; receives contributed material into the broadcast headend or affiliate studio and provides monitoring of professional signals; has a flexible choice of I/Os, including a SMPTE 292M HD digital video output and ATM input.

949-725-2500; fax: 949-725-2545; www.tandbergtv.com

Booth: S 4168 Circle (489) on Free Info Card

Transport stream multiplexer

■ Wavetek Wandel Goltermann WWG-DTS-M:

offers real-time continuous stream creation of MPEG-2, ATSC or DVB transport streams; generation and editing of MPEG-2 video and audio formats, including AC-3; support for all MPEG-2 video and audio formats.

800-854-2708; 858-279-2200; fax: 858-627-0146; mpeg.wwg-solutions.com

Booth: L13286 Circle (605) on Free Info Card

HDTV


Tools for the Transition!




Alliance
Digital Master Control



Cougar HD
32x32 Matrix



Ocelot HD
16x16, 16x8 Matrix



LNS-8 HD
8x2 Matrix



Corporate Sales Office
35 Pinelawn Road Suite 99E
Melville, NY 11747
Tel: 631-845-5020
Tel: 800-328-1008
Fax: 631-845-5023

Copyright©2000. All rights reserved.

PESA High
Definition
Solutions

HDTV won't replace all other formats anytime soon. That's why the PESA Alliance Master Control Switcher makes so much sense. The Alliance is designed for; 1) full-time SDTV; 2) full-time HDTV; or 3) mixed SDTV and HDTV broadcasting. Multi-format technology allows SDTV systems to be upgraded to HDTV, preserving your investment. The PESA Alliance also supports multi-channel capability, so you're ready to handle any programming strategy.

PESA's lineup of HDTV routers is right for today's needs. For maximum flexibility take a look at the Cougar HD. You can start as small as 4x4 and expand to 32x32 with plug-in cards. The Ocelot HD delivers a 16x8 or 16x16 matrix in only 1RU, making it great for field or studio use. The LNS-8 HD 8x2 switcher is perfect for monitoring, editing, telecine, and automated applications.

Ask about PESA's all-new HDTV distribution Amplifiers!

www.pesa.com / salesinfo@pesa.com

DTV/HD image processor

■ Digital Vision ACP-Viper:

a high-power dual channel, primary/secondary color corrector with tailored downstream keyer/mixer.

888-914-5200; 310-914-5200; fax: 310-914-0011;

www.digitalvision.se

Booth: S 4156 Circle (583) on Free Info Card

VIDEO EDITING SYSTEMS

■ Nonlinear real-time editing system

■ Digital Processing Systems dpsVelocity:

a non-linear real-time video editing system combines dual stream real-time hardware with NLE software; features MPEG-2 and web-streaming capabilities; has ability to handle up to five layers of combined video, graphics and titles, four channels of stereo audio, advanced clip trimming and a complement of timeline editing features, such as three and four point edits overlay and fit-to-fill modes; can create an unlimited number of effects over 400 user customizable real-time 12-bit 2D wipes and 3D transitions.

800-775-3314; 606-371-5533; fax: 606-371-3729;

www.dps.com

Booth: L 9383 Circle (427) on Free Info Card



■ Uncompressed nonlinear editing system

■ Collage Graphics Collage Edit:

a fast, uncompressed nonlinear editing system featuring real-time text and graphics capability and expandable storage; incorporates character generator, stills store, graphics system, color corrector; mixer/downstream keyer and four-layer DVE with audio mixing and effects; offers open architecture enabling PC files and ASCII text to be imported into a Collage Edit job.

561-395-4000; fax: 561-395-4065;

www.pixelpower.com

Booth: L6356 Circle (676) on Free Info Card



■ MPEG-2 NLE with DVD output

■ Fast Multimedia 601:

edits in real time with two video, one titling and eight audio channels; analog and digital interfaces let users work with the video device of their choice; features unlimited number of video, overlay and title tracks, editors for DVEs, wipes, keying, color effects and filter effects and integrated title generator for still, roll and crawl titles in real time.

800-249-FAST; 425-354-2002; fax: 425-354-2005;

www.fastmultimedia.com

Booth: S 4150 Circle (356) on Free Info Card

■ Hybrid editing system

■ Incite Multimedia Incite Editor 2.5:

a hybrid editing system with multiple VTR control, batch capturing with up to 31 VTRs; real-time 3D with subpixel rolls and crawls; 64 audio tracks with real-time audio effects, three real-time layers of video plus one graphics layer and background rendering.

800-641-7322; +41 22 308 57 57; fax: +41 22 308 57 58;

www.inciteonline.com

Booth: M 7970 Circle (507) on Free Info Card

■ Nonlinear editing software

■ Fast Multimedia 601 PrintDVD:

this software option offers professional editing with the use of MPEG-2 with DVD applications and is now possible within the modular concept of the 601 system; the DVD-compatible datastreams created by 601 PrintDVD can be played directly into 601-DVDVirtuoso and DVDConductor.

800-249-FAST; 425-354-2002; fax: 425-354-2005;

www.fastmultimedia.com

Booth: S 4150 Circle (460) on Free Info Card

THE AZDEN 400UDR BROADCAST UHF WITH ALL THE OPTIONS!

- 63 User-selectable Frequencies (794-806Mhz)
- Crystal-controlled and PLL-Synthesized
- Tone code squelch
- Dual antennas with BNC connectors
- XLR output with volume control
- Headphone Output with volume control
- Operates on 4 AA or 12V DC
- LED indicators for A or B antenna status, AF peak, Power On/Reception status




41XT Plug-in transmitter to use with your favorite low impedance wired microphone.



41BT Available with omni (EX-503H), uni-directional (EX-503UH) or SONY ECM-44H.



41HT Uni-directional handheld. Also available with AUDIX OM-3 capsule.



AZDEN®

147 New Hyde Park Road, Franklin Square, NY 11010
(516) 328-7500 • FAX (516) 328-7506
E-Mail - AZDENUS@AOL.COM
Azden Home Page: www.azdencorp.com
Circle (218) on Free Info Card

See us at NAB Booth #R2666



Networked news editing system

Philips EditStream:

advanced nonlinear editor incorporating a highly intuitive user interface; system enables full integration with newsroom computing asset management, and forms part of a comprehensible server-based system offering loading, browsing and playout.

800-962-4287; 818-729-7700; fax: 818-729-7710;
www.broadcast.philips.com

Booth: L 6910 Circle (402) on Free Info Card



Digital news editing system

Sony DNE-2000:

a nonlinear editing system designed for needs of news editing; uses the MAV-555 video disk recorder as its local storage; available as both a stand-alone system combined with local storage or as one of several workstations connected to NewsBase.

800-686-SONY; fax: 201-930-4752; www.sony.com/
professional

Booth: L12107 Circle (618) on Free Info Card

Offline editor

Incite Multimedia Media Assistant:

a hardware independent offline editor, features drag and drop EDL from Media Assistant to Editor; offline media logging and batch capture, and batch convert media types, and batch convert between media types.

800-641-7322; +41 22 308 57 57; fax: +41 22 308 57 58;
www.inciteonline.com

Booth: M 7970 Circle (508) on Free Info Card

HD and film workstation

BOXX Technologies 3DBOXX:

Windows NT or Linux workstations designed for digital applications such as film, HDTV or video; includes Intel 800MHz Pentium III Coppermine processors in single or dual configurations; systems are customizable and easily upgraded and expanded; up to 13 drive bays, six expansion slots and up to 1Gb system memory; features include support for OpenGL, 9GB Ultra66 hard drive and 3Dlabs VX1 AGP graphics card.

877-877-BOXX; 512-835-0400; fax: 512-835-0434;
www.boxxtech.com

Booth: S 6066 Circle (636) on Free Info Card

Software-based editing system

Vibrint Technologies Journalist Suite:

a new suite of low-resolution video, software-only applications offering desktop video browsing, interactive feed capture and editing functions; designed to run alongside existing newsroom computer systems; consists of NewsBrowse LR; FeedClip LR and NewsEdit LR, all software-based MPEG-1 browsing, viewing and editing applications.

877-842-7468; 781-275-4088; fax: 781-275-5070;
www.vibrint.com

Booth: L 2637 Circle (671) on Free Info Card

HD editing and compositing system

BOXX Technologies FusionBOXX HD:

a turnkey, uncompressed HD editing and compositing system for Windows NT; I/O architecture and PCI bus architectures are designed to enable fast, uncompressed HD editing and composition, supports 1080i and 720p standards, available in 15-, 30- and 60-minute configurations with higher configurations available.

877-877-BOXX; 512-835-0400; fax: 512-835-0434;
www.boxxtech.com

Booth: S 6066 Circle (634) on Free Info Card

Rendering engine

BOXX Technologies RenderBOXX:

features 800MHz Pentium III or Xeon or Alpha processors; multiple cabinets can be connected to deliver the rendering power of up to 1000 processors; supports all material libraries and 3D animation software including 3D Studio MAX, Maya, Softimage and LightWave 3D; render management software takes advantage of multiprocessor configuration to reduce rendering times and increase workflow.

877-877-BOXX; 512-835-0400; fax: 512-835-0434;
www.boxxtech.com

Booth: S 6066 Circle (635) on Free Info Card



NAB Booth Sands 5960



Now that it's time to get serious about MPEG, would you like some ideas to help you save money as you upgrade your facilities? How about a means to boost your revenues? Visit with the MPEG experts from Logic Innovations in our booth at NAB, Sands 5960, and ask us about:

- Monitoring MPEG Transport Streams across your network
- Record and playback of MPEG reference signals or events
- IP Data Broadcasting over DVB or ATSC transmission, utilizing 100% bandwidth
- MPEG encoder emulation and capture/analysis

Logic Innovations has now joined Xyratex International, so our products are backed with worldwide service and support second to none – anywhere you need to record, send, monitor or test digital content.

If you are going to work with MPEG, you'll want to talk to us. We speak MPEG. Fluently.

Corporate Headquarters: 858-455-7200

US Sales: 949-476-1016

European Sales: +44 (0) 23 9249 6717

www.logici.com



A Xyratex Company

VIDEO RECORDING, STORAGE, PLAYBACK AND SERVERS

On-air server control

■ Editing Technologies CPR/4:

system is designed for on-air server control with time delay; allows user to sequence up to four channels of a video server or digital disk recorder; event display provides instant access to play or record status; events can be entered, modified or deleted prior to pre-selected amount of time before scheduled on-air time.

818-840-1101; fax: 818-556-3973;

www.etcedit.com

Booth: L 928 Circle (557) on Free Info Card

Multichannel broadcast server

■ Pluto Technologies AirSPACE:

multichannel broadcast server, includes fully editable bit streams; conforms to any video format and any compression standard; upgradable to high definition, features advanced list management capabilities, high-speed networking and DV-25/DVCPRO 50 selectable bit streams.

303-402-9000; fax: 303-541-9043;

www.plutotech.com

Booth: L 1516 Circle (336) on Free Info Card



Best Power
UNINTERRUPTIBLE
POWER SYSTEMS
From 250VA to 220kVA



YOUR BROADCAST
SYSTEM IS NOT
COMPLETE
WITHOUT ONE

NORTH STAR TECHNICAL SERVICES

*Power Protection Specialists To The Broadcast Industry
Including Sales, Service And Battery Replacement*

Call Today Or Visit Our Website

(800) 842-1671 • www.nstpower.com

See us at NAB Booth# L12852 Circle (220) on Free Info Card



Multiflex DTV server for multiple applications

■ Accom Abekas 6000 Multiflex:

designed for multiple applications; features DVCPRO compression with user-selectable bit rates of either 25Mb/s or 50Mb/s; can be configured with two, four, six or eight digital I/O channels and Fibre Channel networking; offers more than 127 hours of local RAID-3 disk storage in a single server; new features include a VTR-style hardware control panel for full system operation; each I/O channel can be independently controlled by station automation (using Louth or Odetics protocol); future-proof, modular architecture separates video and networking I/O from the ultra-high bandwidth disk recording system.

650-328-3818; fax: 650-327-2511; www.accom.com

Booth: S 4909

Circle (391) on Free Info Card

Server control for on-air play-out

■ Editing Technologies Quartet:

allows user to sequence one to many commercials, news or program elements per group; initiates each play-out group and preceding elements and initiates following elements within a group; elements can be entered, modified or deleted at any time within a pre-selected span prior to scheduled on-air time.

818-840-1101;

fax: 818-556-3973; www.etcedit.com

Booth: L 928 Circle (364) on Free Info Card

Post-production mastering VDR

■ Doremi Labs V1-HD100:

designed for high-end post-production HD mastering and graphics applications; record and playback 1080i, 720p, 24p; records uncompressed 4:2:2 with 10:10:10-bit channel encoding; offers with channels of uncompressed AES audio and timecode; archives sustained transfer rates of 155Mb/s component video tri-level I/O; optional 1.5Gb/s SDI with embedded audio and D-VITC.

323-874-3411; fax: 323-874-3401;

Data storage system

No matter
how high,
how far,
how fast,
how clear,
how icy,
how windy,
how wet
or
how many.

**PiRod's
solutions
are
SOLID.**



PiRod can manage your unique tower needs with custom-designed solid rod, free-standing or guyed towers built to your specs and erected where you need them now. Our towers are solid—engineered to handle your most critical problems—and customers tell us that our turnkey design and erection services are pretty solid too. Like our record of providing tower solutions since 1952. So when you need a solid partner for your communication needs, call PiRod. When it comes to towers, there's just nothing hollow here.

Solid Rod, Solid Service, Solid Value

For a free guide to tower selection and a fast, courteous response to your request for a quotation, contact:



PIROD INC.

Solid Rod, Solid Service, Solid Value

PiRod, Inc.
P.O. Box 128
Plymouth, Indiana 46563-0128
(219) 936-4221
Fax (219) 936-6796
www.pirod.com

Circle (221) on Free Info Card



10-bit uncompressed DVR with SDI

Doremi Labs V1U:

a 10-bit uncompressed recorder featuring a serial digital interface (SMPTE259M, 270Mb/s); unit is 3RU high and front panel controls include jog/shuttle wheel, autolocator and audio input level controls, V1U is ITU601/SMPTE125M compliant, offering full screen NTSC and PAL resolutions, records field accurate, uncompressed video with four audio tracks and timecode; two RS-422 serial ports are available.

323-874-3411; fax: 323-874-3401; www.doremilabs.com
Booth: L 517 Circle (388) on Free Info Card

DTV/HD recorder

Sierra Design Labs HD270:

able to record and play standard uncompressed eight- or 10-bit 4:2:2 video and then, with a simple software switch, record and play a 1080i HD signal when used in conjunction with the Sony HDCAM HD SDTI processor card set; the HD270 offers the same capabilities of the Quickframe, making it an ideal video disk recorder for HD edit, telecine, duplicating, still/clip store and server for broadcast and playout applications.

800-400-8002; 775-831-7837; fax: 775-886-5060;
www.sdlabs.com

Booth: S 5515 Circle (393) on Free Info Card



Studio editing VTR

Panasonic AJ-D960:

provides broadcasters with 25Mb/s and 50Mb/s recording and playback in 525- and 625-line standards with advanced digital slow motion and audio scrub capabilities for frame-accurate machine-to-machine or edit-controller-based editing; DVCPRO50 mode features provide 4:2:2 signal processing; records up to 92 minutes in DVCPRO50 or 184 minutes in DVCPRO modes; also plays back consumer DVCAM and DV cassettes.

800-528-8601; 323-436-3500; fax: 323-436-3660;
www.panasonic.com/broadcast

Booth: L 8236 Circle (658) on Free Info Card



Media platform

Grass Valley Group Profile XP Media platform:

offers up to eight channels of broadcast-quality video per frame; with shared storage is able to support up to 32 channels accessing a common storage network; additional mainframes in a networked environment for hundreds of channels; easily upgradable from SD to HD; new features include the InSync software which provides automatic mirroring software to assure uninterrupted content flow.

800-998-3588; 800-547-8949; fax: 503-627-7275;
www.grassvalleygroup.com

Booth: L11018 Circle (409) on Free Info Card

Real-time VDR

Prime Image DM:

a real-time unit that creates 30-seconds extra commercial time in a 30-minute program.

408-867-6519; fax: 408-926-7294; www.primeimageinc.com

Booth: L10186 Circle (588) on Free Info Card

Video server

Pluto Technologies AirSPACE CartPLAYER:

designed for commercial spot, newsreel or other program play-to-air applications; will replace or significantly reduce cycle time on BetaCart, LMS or Mark tape robotic systems; in its standard configuration yields approximately five hours of expandable storage capacity; may be configured for up to four serial digital video channels along with four discrete audio channels (two AES pairs) for each video channel; can grow with the customer, offering a range of upgrades to 12-, 24- or 48-hour storage capacities.

303-402-9000; fax: 303-541-9043; www.plutotech.com

Booth: L 1516 Circle (456) on Free Info Card

Data storage system

Ampex Data System Corporation Quad

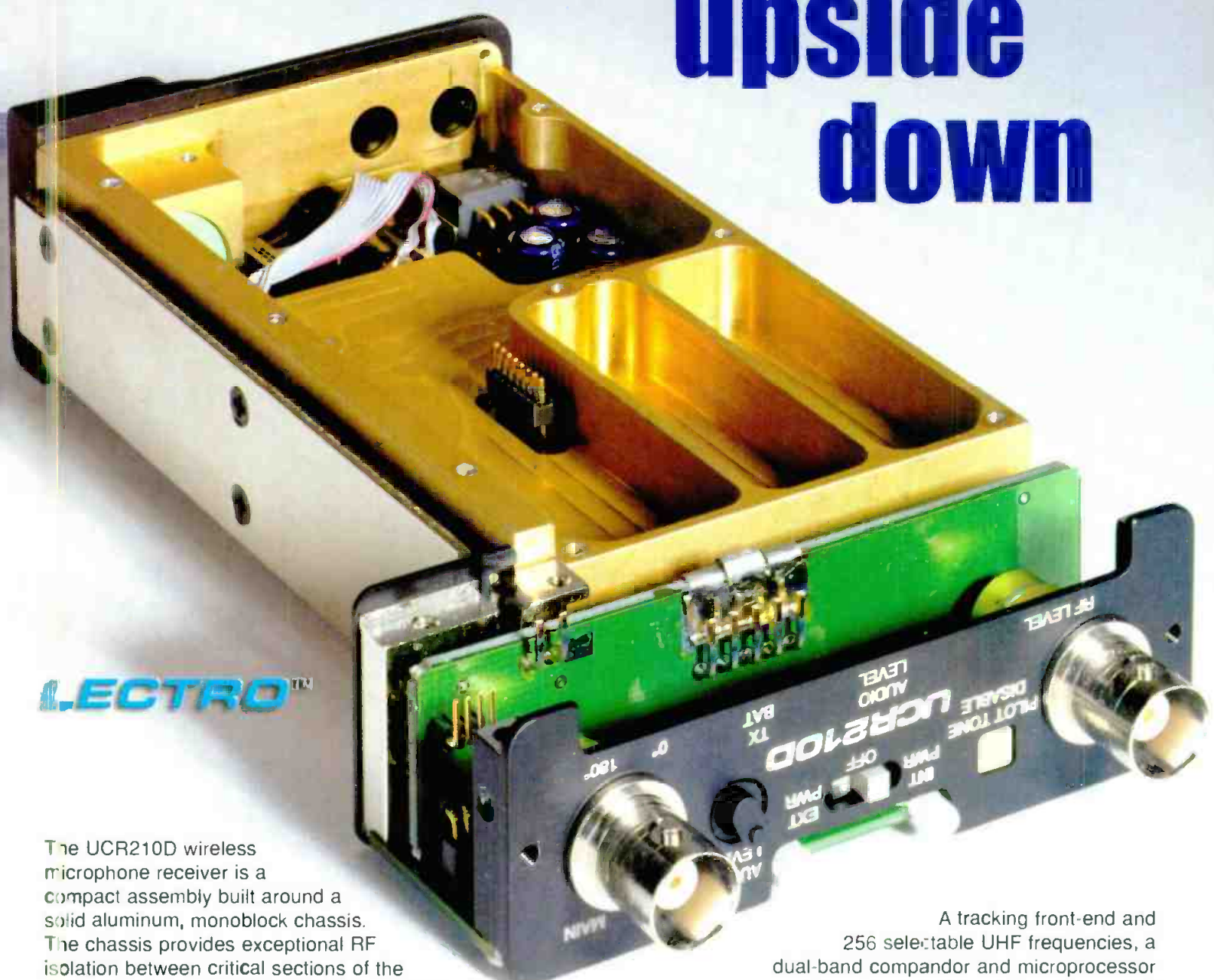
Density Data Tape Drive:

provides uncompressed storage of 660GB on a single cartridge; new DST data drive doubles the storage capacity of the Ampex automated archive libraries.

800-752-7590; 650-367-2011; fax: 650-367-2841;
www.ampexdata.com

Booth: L 2003 Circle (580) on Free Info Card

Turning the high-end wireless market upside down



LECTRO™

The UCR210D wireless microphone receiver is a compact assembly built around a solid aluminum, monoblock chassis. The chassis provides exceptional RF isolation between critical sections of the circuitry and the ruggedness to deal with the real world, wherever you have to work.

The receiver is powered by an aluminum battery cartridge (4-AA batteries) that slides onto the side of the housing, or from external 12 to 16 Volt DC.

A tracking front-end and 256 selectable UHF frequencies, a dual-band compandor and microprocessor controlled SmartSquelch™ and SmartDiversity™ optimize the signal to noise ratio under any conditions. The receiver adapts to changing signal conditions based upon an intelligent analysis of the incoming RF level and rate of change of RF level, plus audio level and audio content. Simply amazing. Simply LECTRO™.

Call (800) 821-1121

In the USA, Canada and Puerto Rico
Talk with a human, not a machine.

LECTROSONICS®
The Wireless Company

visit: www.lectrosonics.com

81 Laser Road, Rio Rancho, NM 87124 USA - ph (505) 892-4501 fax (505) 892-6243 - e-mail: sales@lectrosonics.com

Circle (223) on Free Info Card
www.americanradiohistory.com

High-capacity storage video server

Seachange 1230 Broadcast Media-Cluster:

designed for large-scale television operations; a clusterable unit with up to six channels at 30Mb/s per channel and 360GB of RAID 5 storage using 36GB disk drives; when interconnected with six other 1230 BMC units; provides up to 42 I/O channels and over 2TB of storage.

978-897-0100; fax: 978-897-0132; www.schange.com

Booth: L 1523 Circle (594) on Free Info Card



Digital video server

Pluto Technologies AirSPACE HD:

HD play-to-air server; compatible with Sony HDCAM and Panasonic HD-DS; offers up to eight hours of online storage, fully AC-3-compatible; interfaces with popular database tape archiving systems and station automation systems.

303-402-9000; fax: 303-541-9043; www.plutotech.com

Booth: L 1516 Circle (366) on Free Info Card

bvs V-CHIP RATING MONITOR



The economical VC-2 provides broadcasters with an instant, visual display of Content Advisory ratings

- Transparent video specifications
- Operates from loop-through composite video
- Extracts, decodes and processes V-chip data carried on line 21, field 2 of the Vertical Blanking Interval
- Six, 14 segment LED displays provide a graphic, alpha-numeric readout of both Age and Content rating as per EIA-744-A
- Supports the following rating systems: M.P.A.A. / U.S. TV Parental Guideline / Canadian English Language / Canadian French Language
- Housed in 3 1/4" x 3" x 1 1/2" steel minibox
- 9V DC adapter supplied
- Up to 5 VC-2's may be mounted in a 1RU frame (FR715)

broadcast video systems corp.

40 West Wilmot St., Richmond Hill, Ontario L4B 1H8
 Ph(905)764-1584 Fax(905)764-7438 E-mail: bvs@bvs.on.ca
 Website: www.bvs.on.ca

See us at NAB Booth #L9519 Circle (224) on Free Info Card



Video server

Thomson Broadcast Nextore:

in two- or four-channel configuration designed mainly for studio applications; based on PC/NT computer standards, integrating consumer components and dedicated boards developed by Thomson; offers compatibility with AVI/OpenDML and NTFS file formats; supports lossless compression mode; offers video/audio/timecode I/O in baseband; will now feature new compression formats.

800-882-1824; 201-569-1650; fax: 201-569-1511;

www.thomsonbroad.com

Booth: L 9609 Circle (376) on Free Info Card



Multi-access video servers

Sony MAV-2000/S2000

offers MPEG-2 4:2:2P@ML compression at 30-50Mb/s; able to configure various I/O by using a combination of optional I/O boards; supports both synchronous or asynchronous I/O providing real-time record and playback using SDI/SDTI-CP interface and FTP on the network by using Gigabit Ethernet; chassis provides up to 12 SDI I/O channels or eight HD SDI I/O channels.

800-686-SONY; fax: 201-930-4752;

www.sony.com/professional

Booth: L12107 Circle (620) on Free Info Card

Is the video jack you're using today designed for the signal standards of tomorrow? If not, it's time you started thinking about Switchcraft's video jack.

Engineered to be ahead of its time, our video jack *already meets the SMPTE 292M specification*. Our new HD Series delivers consistent characteristics across the bandwidth, offering you the reliability you need now...and the required performance for tomorrow.

The capable HD Series is available in our complete line of video patchbays, both

one and two rack units, 24 or 26 jacks. No matter what your needs are, we're prepared to deliver.

The future will be here before you know it. So why not be prepared? Call us today for more information about our complete line of video and audio products.

Meets the
SMPTE 292M
Specification



VJHD75T

**WILL YOUR
CURRENT VIDEO
JACK TAKE YOU
INTO THE FUTURE?
OURS WILL.**

Switchcraft, Inc.
5555 North Elston Avenue
Chicago, IL 60630
Phone: 773-792-2700
Fax: 773-792-2129
sales@switchcraft.com
www.switchcraft.com

Switchcraft®
www.switchcraft.com

Circle (225) on Free Info Card



Add commercial time

Prime Image Time Machine

creates up to 30 seconds of extra commercial time in a 20-30 minute program; digital input and output are standard; offers four channels of analog or AES/EBU audio; optional features include analog component or composite video I/O; four additional analog or AES/EBU audio channels and multiformat HD I/O.

408-867-6519; fax: 408-926-7294;

www.primeimageinc.com

Booth: L10186 Circle (338) on Free Info Card



SD/HD multiformat mastering VTR

Panasonic AJ-HD3700

plays back existing 525-line D-5 or D-5 HD cassettes, can record 10-bit uncompressed 480/60i SD video, in addition to 1080/24p, 1080/60i, 1080/50i, 1035/60i and 720/60p HD; can slew between 24- and 25Hz frame rates; offers eight digital audio channels providing support for 5.1 channel surround sound in HD format and Dolby E noise reduction, records up to 124 minutes in 1080/60i, 720/60p, 480/59.94, for 149 minutes in 1080/50i, 1080/25p, and for 155 minutes in 1080/24p.

800-528-8601; 323-436-3500; fax: 323-436-3660;

www.panasonic.com/broadcast

Booth: L 8236 Circle (659) on Free Info Card



MPEG IMX VTRs

Sony MSW-2000 Series

VTRs that adopt MPEG-2 4:2:2P@ML I-frame up to 50Mb/s compression; supports SDTI-CP interface on all three models, migrates to MPEG bitstream infrastructure; provides Betacam SX playback capability as a standard; series consists of three models, MSW-2000, MSW-A2000 and MSW-M2000; series provides playback for digital Betacam, MPEG IMX, Betacam SX, and analog Betacam.

800-686-SONY; fax: 201-930-4752;

www.sony.com/professional

Booth: L12107 Circle (617) on Free Info Card



DVCPRO server

Panasonic AJ-HDR150

offers multiresolution recording and playback in the DVCPRO format; supports up to 25Mb/s DVCPRO, 50Mb/s DVCPRO50 and DVCPRO Progressive, and 100Mb/s DVCPRO HD; stores up to 20 hours of footage (five hours at DVCPRO HD resolution) with full data protection provided by an internal RAID-3 video disk array; additional channels and storage can be added using a Fibre-Channel based SAN.

800-528-8601; 323-436-3500; fax: 323-436-3660;

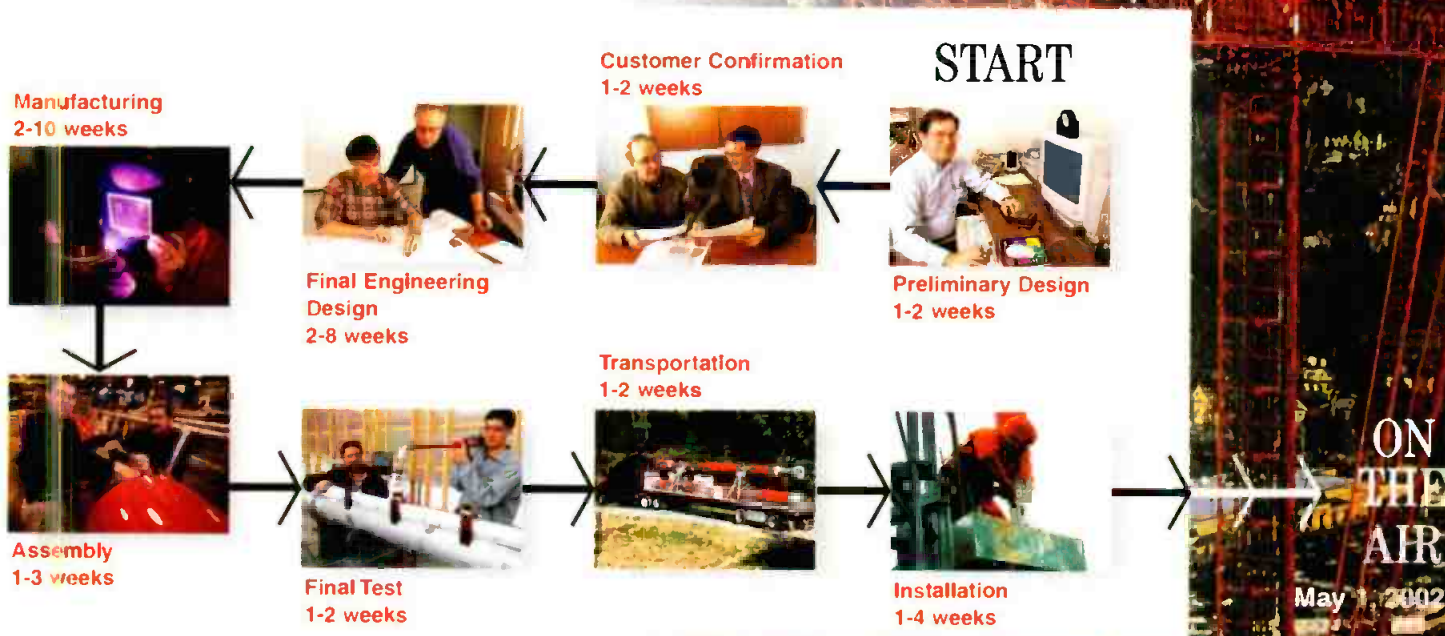
www.panasonic.com/broadcast

Booth: L 8236 Circle (655) on Free Info Card

DTV. Time waits for no man... neither does the FCC.

With so many decisions to make in the fast approaching conversion to DTV, you need to begin the process early. By starting now, you assure your station a seamless transition with custom-engineered choices. Our design engineers are ready to create the Antenna System that works specifically for your unique situation. Let's get started!

1-800-341-9678 • email: dcsales@dielectric.com • www.dielectric.com
Dielectric Communications • 22 Tower Road • Raymond, Maine 04071



Note: In the first two years of the digital television changeover, 115 stations went on air with DTV. In the next three years, the remaining 1,485 must be on air.

See us at NAB Booth# L8205

Dielectric
COMMUNICATIONS
Engineering Excellence Since 1942

1959: Baltimore, Maryland.
First triple antenna
candelabra built.

1999: Nine new Dielectric
antennas top this
historic tower.

Start the process now. Call 800-341-9678.

VIDEO ROUTING AND DISTRIBUTION

Processing equipment rack

NVISION NV500:

2RU frame for processing equipment; holds 10 modules per frame; modules available include 1x9/ dual 1x4 distribution amplifiers for ASE, SDI and HD-SDI; passes SDI and HD-SDI pathological signals; modules provide glitch-free digital data transfer; modules are hot swappable.

800-719-1900; 530-265-1000; fax: 530-265-1010;

www.nvision1.com

Booth: L 543 Circle (499) on Free Info Card

Reclocking electrical to fiber conversion DAs

Evertz 7705EO-HD, 7705OE-HD:

HD 7705OE-HD provides conversion from optical signals sent over fiber to two outputs reclocked of 1.5Gb/s serial video via coax; provides conversion of 1.5Gb/s serial video via coax to optical for signal distribution via fiber and distribution of two reclocked 1.5Gb/s serial video outputs.

905-335-3700; fax: 905-335-3573;

www.evertz.com

Booth: L13261 Circle (380) on Free Info Card

AJA VIDEO

Model HD10C now supports 7 HD formats

1080i 50/59.94/60, 720p 59.94/60, 1080p SF 23.98/24

HD Serial Digital to HD component analog or SVGA multi-sync,
10 bits, RGB or YUV, auto select, 2 EQ serial HD outputs

NEW
1080p24



For more information or to request our full catalog call:
800-251-4224 • Tel: 530-274-2048 • Fax: 530-274-9442 • www.aja.com

Circle (207) on Free Info Card



Serial digital video legalizers

Videotek DL-800:

legalizes 601 video for encoded and vector-based limiting rules, provides presets and automatically detects input video format; signal is evaluated in real time on a pixel-by-pixel basis and provide an output that is guaranteed to be within user specifications; features full EDH support, RS-232/422 and GPI control and 16-bit 4:4:4 internal control.

800-800-5719; 610-327-2292; fax: 610-327-9295;

www.videotek.com

Booth: L12924 Circle (330) on Free Info Card



Modular serial digital video DA & fiber optics

Multidyne DTV-200:

intended to ease the engineering and financial difficulties associated with migration to DTV; line includes DTV-220-FTX serial digital video fiber optic transmitter and DA; DTV-220-FRX serial digital video fiber optic receiver and DA; DTV-201 serial digital video fanout DA; DTV-202 serial digital video fanout DA; DTV-210 automatic standard reclocking DA.

800-4TV-TEST; 516-671-7278; fax: 516-671-3362;

www.multidyne.com

Booth: L 9144 Circle (369) on Free Info Card

Stand-alone serial digital fiber optic products

Multidyne DTV-100 series:

DTV-120-FTX serial digital video fiber optic transmitter and DA provide one coaxial input, output and fiber optic output; offers an economical solution for distributing digital signals from DC to 650Mb/s up to 10Km over single- and multimode fiber optic cables; available in 1300nm and 1550nm wavelengths; DTV-120-FRX serial digital video fiber optic receiver and DA provide one fiber optic input and two reclocked coaxial outputs.

800-4TV-TEST; 516-671-7278; fax: 516-671-3362;

www.multidyne.com

Booth: L 9144 Circle (368) on Free Info Card



BROADCAST SUPPLY WORLDWIDE

Advantage

Audio Equipment for Broadcasters

- Best Price Guarantee*
- Same Day Shipping*
- Extended Hours
- Knowledgeable Sales Staff
- Flexible Terms

Your Source for Professional Audio

Broadcast Supply Worldwide

stocks the widest range of

professional audio products suitable for

the TV/Video industry. From

the newest digital audio editing

equipment to the

tiniest lavalier

microphone, you'll find it

at BSW at a great low price.

We've been serving radio and

TV broadcasters for over 25 years.

Let our knowledgeable sales staff help

you find the right equipment for the job, with quick delivery. Call us today.



FREE
ProAudio Catalog
 Call BSW 800 426 8434



Come visit BSW at NAB booth #L6713 Video Hall. Check out the Audio Products on Display During Our Spectacular 4-Day Sale!

To Order Call BSW 1-800-426-8434

or Visit www.bswusa.com

* Call to see www.bswusa.com for details

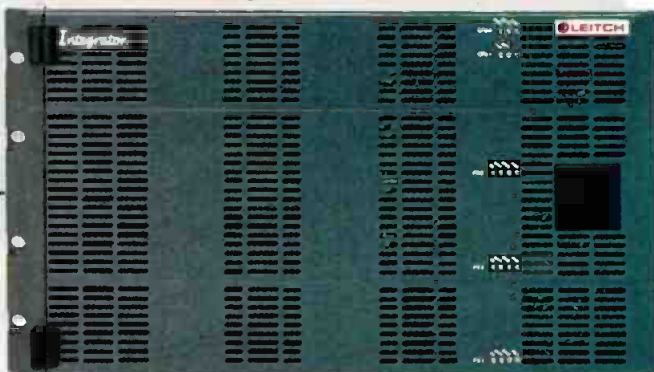
Digital or analog router

Sierra Video Systems Yosemite:

frames range from 64x64, 96x96 and 128x128; supports both analog and digital video and audio; users can populate frame with analog components and later substitute any digital module as needs arrive; also permits cohabitation of analog and digital modules on the same frame; frames can be populated at 32x32 and then expanded.

530-478-1000; fax: 530-478-1105; www.sierravideo.com

Booth: L 4654 Circle (455) on Free Info Card



512x512 HD router

Leitch Integrator:

offers field-accurate switching in 4-, 6- or 8RU frames and is available in HD, coaxial or fiber SDI, analog video, AES audio, mono or stereo analog; features dual outputs, references and individually configurable serial ports, hot-swappable power supplies and control logic.

800-231-9673; 757-548-2300; fax: 757-548-4088;

www.leitch.com

Booth: L 9328 Circle (334) on Free Info Card

Control panels with LCD buttons

Quartz Electronics CP-2000:

a flexible range of control panels with the display built-in the buttons; buttons display up to 10 characters; designed for applications where changes to sources and destination names are needed regularly; operation of panel is completely user definable.

888-638-8745; +44 1189 350 200; fax: +44 1189 350 202;

www.quartzuk.com

Booth: L 7456 Circle (475) on Free Info Card

Digital or analog matrix

PESA Switching Systems Cougar:

now includes a 32x32 video and audio switcher in a compact 4RU frame; analog and digital version are available; Cougar HD provides a 32x32 HDTV matrix in only 3RU.

800-328-1008; 516-845-5020; fax: 516-845-5023;

www.pesa.com

Booth: L12961 Circle (394) on Free Info Card

Graphics routing switcher

PESA Switching Systems Tiger 250MHZ 144x144:

designed to route high-resolution graphics in large monitoring systems; RGB or RGBHV are available to meet the mission-critical routing needs of network reliability centers.

800-328-1008; 516-845-5020; fax: 516-845-5023;

www.pesa.com

Booth: L12961 Circle (389) on Free Info Card

Router control system

NVISION Envy:

provides a quick and efficient method to control multiple NVision routers; unit also interfaces with routing equipment of other manufacturers; system features GUI for SQL database configuration and routing control; expandable system components, configurable control panels, error logging and diagnostics.

800-719-1900; 530-265-1000; fax: 530-265-1010;

www.nvision1.com

Booth: L 543 Circle (386) on Free Info Card



MPEG and DVB-ASI DA

Videotek DDA-104MPEG:

distributes MPEG-encoded serial digital signals and handles MPEG data rates from 19.39Mb/s to 270Mb/s; compatible with DVB-ASI signals; designed for use in systems that require the distribution of MPEG or DVB-ASI encoded video data.

800-800-5719; 610-327-2292; fax: 610-327-9295;

www.videotek.com

Booth: L12924 Circle (432) on Free Info Card

Serial digital video amplifier

Miranda Technology SDA-172P

a miniature, stand-alone, three-output digital video distribution amplifier with reclocking and automatic cable equalization; supports uncompressed digital video signals at 143 to 540Mb/s; also compatible with DVB-ASI compressed bitstreams at 270Mb/s; can be ordered to support DVB-SSI/SMPTE 310M at an specified bit rate up to 540Mb/s

514-333-1772; fax: 514-333-9828;

www.miranda.com

Booth: L 3330 Circle (530) on Free Info Card

We're evolving.



Watch the transformation at

www.mediacentral.com

You've been with us from the beginning, but we've only just begun.



www.mediacentral.com

Your one-click resource for media tools, news and community.

Circle (227) on Free Info Card

recording or incoming material. Editors,

never left talking about the clip that got away.



Circle (228) on Free Info Card
www.americanradiohistory.com

Button-per-source control panel

Single and multicast router

Philips CleverCast Router

an integrated satellite DV unicast and multicast router; supports an unlimited number of multicast user and multiple concurrent users with high-speed Internet access; designed for Internet unicasting and multicasting via satellite.

800-962-4287; 818-729-7700; fax: 818-729-7710;
www.broadcast.philips.com

Booth: L 6910 Circle (630) on Free Info Card

Router module

NVISION ENVOY6904

allows expansion of SDI or Super Wideband routers to 1024x1024; Super wideband modules support from 15Mb/s to 1.5Gb/s; passes SDI and HD-SDI pathological signals; offers simultaneous routing of SDI and HD-SDI signals; modules load via the front of the frame and are hot swappable.

800-719-1900; 530-265-1000; fax: 530-265-1010;
www.nvision1.com

Booth: L 543 Circle (498) on Free Info Card

Digital routing system

Video router

Utah Comteck Utah-1500

provides flexible migration into the HD environment, flexible control systems interface with all current Utah series routers, master control and the earlier AVS routers

801-524-9999; fax: 801-524-0555;
www.utcomteckvideo.com

Booth: L 2027 Circle (517) on Free Info Card

WIRE, CABLE & CONNECTORS

Fiber-copper composite cable

Mohawk/CDT M 96040:

a fiber-copper composite cable; consists of two tight buffered single-mode optical fibers and four 20 AWG and two 24 AWG tinned copper conductors; insulated with PVC.

800-422-9961; 978-537-9961; fax: 978-537-4358;
www.mohawk-cdt.com

Booth: L11933 Circle (483) on Free Info Card

Do You Need Precision Color Bar, Test Signal Generators?

HORITA has what you're looking for!

CSG-50

\$379

*Generates digitally synthesized full/SMPTE color bars, blackburst. *Outputs: bars or black, composite sync, 1 KHz OdB audio tone, 15 Hertz Ref. *Built-in timer switches bars to black, tone to silence at 30/60 seconds. *RS170A SC/H phased, no adjustment needed.



CSG-50B

\$538

*All features of CSG-50 PLUS 3-5 outputs of blackburst, + subcarrier.

TSG-50

\$469

*Generates 12 digitally synthesized video test signals/patterns *Outputs: video, composite sync, 400/1KHz OdB audio tone, 15 Hertz Ref. *Built-in timer switches pattern to black, tone to silence at 30/60 seconds. *RS170A SC/H phased, no adjustment needed.



TSG-50B

\$628

*All features of TSG-50 PLUS 3-5 outputs of blackburst, + subcarrier.


*Rackmount versions also available for all models.

Unconditional Guarantee

HORITA

Contact your local video dealer or
(949) 489-0240 www.horita.com
P.O.Box 3993, Mission Viejo, CA 92690

See us at NAB Booth # L11350 Circle (229) on Free Info Card



Digital audio cable

Gepco International 5596 EZ and 5596M:

110Ω AES/EBU digital audio cable; provides accurate transmission of all formats of AES-3 audio, including 24-bit/96kHz; features an 12.3MHz bandwidth, low attenuation and jitter, and mechanical stability; optimized for 96kHz bandwidth requirements; also ideal for extended distance runs of 44.1kHz or 48kHz formats.

800-966-0069; 847-795-9555; fax: 847-795-8770;
www.gepco.com

Booth: L 5660 Circle (569) on Free Info Card

Demo

an affordable

Precision

Video Demodulator

	msi 320	Tek/Rohde ¹	<i>Here's what you'll find when you compare the msi 320 with the Tektronix/Rohde demodulator:</i>
Differential Phase	1.2°	2°	
Differential Gain	1%	2%	
ICPM Accuracy	±2° from 75° to 105°	not specified	
Aural Signal Demodulation	Visual carrier not required	Requires a sync modulated visual	
Zero Carrier Reference Line	User selectable between 11 and 36	Must be factory set	



But don't just take our word for it. Put the **msi 320** side by side with the demodulator you're using now. If it's a legendary 1450², you'll find the performance of the **msi 320** nearly identical. If it is anything else, you'll find there's no comparison.

Don't wait. Just tell us you want to try the **msi 320** with absolutely no obligation. We'll send you a demo request form. Fill it out and return it, and we'll send you a demo unit that you can test and evaluate. It's that easy. If you have any questions, we'll even help you set up a valid comparison test.

**Make the comparison. Call us today.
You'll be glad you did.**



Modulation Sciences Inc.

12A Worlds Fair Drive Somerset, NJ 08873

Toll Free: (800) 826-2603 Fax: (732) 302-0206

E-mail: sales@modsci.com www.modsci.com

1. Tektronix is a registered trademark of Tektronix, Inc. Rohde is trademark of Rohde & Schwarz GmbH & Co, KG, Germany
2. 1450 is a mark of Tektronix, Inc.

SNEAK

PEEK



Latest new products

If you need it, you'll find it at NAB. The problem is "finding" it at NAB. In Sneak Peeks, we've listed hundreds of new products by equipment category making it easy to find whatever you're interested in. Need camera robots? It's here. Need audio products? They're in this section too. Any product information we received not specifically identified as "digital" or "DTV-related" is listed here. So read on, solutions are dead ahead.



Audio Accessories.....	238
Audio Mixers-On Air.....	238
Audio Mixers-Portable.....	238
Audio Mixers-Studio, Recording.....	240
Audio Recording, Storage & Playback.....	240
Audio Routing & Distribution.....	242
Automation Systems, Newsroom Systems & Master Control.....	242
Cameras Support and Robotics, Virtual Sets.....	244
Cameras, Lenses, Accessories.....	248
Character Generators, Prompters and Captioning.....	248
Computers & Peripherals.....	250
Digital Audio Workstations.....	250
Duplication & Distribution Equipment and Services.....	252
Graphics and Animation Systems	252
Intercom, IFB Products.....	252
Lighting Equipment.....	254
Microphones, Accessories.....	254
Microwave, Fiber Optic & Telco Equipment.....	256
Multimedia, CD-ROM and Internet Development.....	258
Power Products, Batteries, Generators, UPS.....	260
Production Switchers & Video Effects, Keyers.....	260
RF Feedline, Waveguide & Components and Towers, Services.....	262
Satellite Equipment & Services.....	262
Studio & Facility Support Products & Accessories.....	262
TBCs, Frame Syncs and Conversion Equipment.....	268
Test and Measurement Equipment.....	268
TV Transmitters, Translators, Exciters & Antennas.....	270
Video Presentation and Projection, Line Doublers.....	270
Video Recording, Storage, Playback and Servers.....	272
Weather/Data Services.....	272
Wire, Cable & Connectors.....	272

AUDIO ACCESSORIES

Audio matrix mixer

■ Lectrosonics AM8/4:

an automatic matrix mixer with eight mic inputs, two auxiliary line level inputs, four output channels and full crosspoint matrix in 1RU space; eight memory presets and RS-232 control.

800-821-1121; 505-892-4501; fax: 505-892-6243;

www.lectrosonics.com

Booth: L 5812 Circle (650) on Free Info Card



Multifunction audio processor

■ Lectrosonics DSP4/4:

A four-input, four-output processor with 12 filters per channel for EQ, notch filtering, high and low pass filters, feedback extermination, compressor/limiter and 182ms of delay per channel; there are eight memory presets and the unit can be controlled via RS232.

800-821-1121; 505-892-4501; fax: 505-892-6243;

www.lectrosonics.com

Booth: L 5812 Circle (624) on Free Info Card

Portable recorder

■ Sonifex Ltd Courier ISDN:

Version 2.5 software for brings the unit up to the level of a portable ISDN codec to provide live audio as well as powerful recording and cut-and-paste editing features; uses MPEG Layer II compression to send mono 11kHz bandwidth audio using an ISDN line. Compatible with Telos, CCS, Dialog 4 and Prody's codec equipment; uses a PCMCIA hard disk or card as its recording media to record MPEG, BWF or WAVE audio data files; has scrub-wheel graphical editing facilities and built-in communications software.

+44 1933 650 700; fax: +44 1933 650 726;

www.sonifex.co.uk

Booth: R 2296 Circle (412) on Free Info Card

Surround decoder

■ Dolby Laboratories DP563:

a digital implementation of the industry-standard SEU4 Dolby Surround encoder; complements the SEU4 decoder; with digital I/O, unit is ideal for digital production environments.

800-33-DOLBY; 415-558-0200; fax: 415-863-1373;

www.dolby.com

Booth: L12335 Circle (586) on Free Info Card

Single- and double-ear headsets

■ Clear-Com Systems CC-95 and CC-260:

designed for intercom applications; feature custom foam-filled ear cushions that provide acoustic isolation in moderate noise level environments; the flexible boom arm features a specially designed, noise-canceling microphone.

510-496-6666; fax: 510-496-6699;

www.clearcom.com

Booth: L10776 Circle (461) on Free Info Card

Embedded audio codec

■ Gennum Corporation GS9023:

designed for SMPTE 259M applications; operates as an embedded encoder/decoder and supports 48kHz synchronous 20/24-bit audio; supports four channels of audio per device; cascaded architecture supports up to 16 audio channels.

800-263-9353; 905-632-2996; fax: 905-632-5946;

www.gennum.com

Booth: BH203 Circle (584) on Free Info Card

AUDIO MIXERS-ON AIR

Digital broadcast maximizer

■ TC Electronic DBMAX Mark II Version 2.02:

This new software provides several new functions including dynamic stereo enhancer insert, ability to handle analog I/O levels up to +26dBu (requires field hardware modification), new presets and level setups; the presets have the ability to call level setups if desired.

805-373-1828; fax: 805-379-2648;

www.tcelectronic.com

Booth: R 1059 Circle (410) on Free Info Card

AUDIO MIXERS-PORTABLE

Portable mixing console

■ Calrec Audio M3:

available in two frame sizes; the 19" rackmount version is a 10x4x2 and the desktop version is a 20x4x2; features include four auxiliary sends, choice of input module types and a mix-minus send on each input; offers an internal power supply; monitor section has multiple source selection, control room, studio and headphone outputs, and LED bargraph meters.&

+44 1422 842 159; fax: +44 1422 845 244;

www.calrec.com

Booth: R 491 Circle (652) on Free Info Card

The Broadcast Quality Clip and Still Store That Responds at the Speed of Thought

Uncompressed Digital Component Still Store with 1/2 Second Recall

- **Optional Clip Store Holds Up to 2 Hours of Broadcast-Quality Footage**
- **Transitional Effects Include 3D DVE, Warp Effects and Organic Wipes**



Air Command™
Live Broadcast
Production
Switcher

Preditor™
Comprehensive
Real-Time NLE

Warp Engine™
Breakthrough
Real-Time
3D DVE

TitleWave™
Sub-Nanosecond
On-Air CG

Panamation™
Paint, Animation
and Compositing

Deep Freeze™
Instant-Access
Still & Clip Store




When you're in the heat of sending a show to air, you need a clip and still store that can keep up. Trinity's Deep Freeze media store was created to thrive in even the fastest live production



environments. Powerful media management tools let you view, organize and manage tens of thousands of images with ease. Deep Freeze's optional clip store records up to four channels of audio per video clip and uses advanced wavelet compression technology to deliver better quality video than Motion JPEG systems. Its modular input and output cards support any combination of digital component (SDI), analog component (RGB/YUV) and analog composite formats. Deep Freeze delivers everything you expect and more, including powerful 3D DVE transitions, overlaid animating graphics and automated timeline playback.

Of course, video production requires more than just a lightning-fast clip and still store, and that's why Trinity includes a broadcast-quality switcher and powerful real-time CG. In fact, Trinity delivers all the tools of live and post production in one integrated, easy-to-use system at a fraction of the cost of comparable gear. Visit our web site today to see for yourself just how far Trinity can take your productions.



For more information or to locate a dealer near you, visit our web site or call today.

play.com/store

Toll-Free 1-877-752-9597



Trinity

**The Complete
Broadcast Production
Studio-In-A-Box**



Deep Freeze, Air Command, Predator, Warp Engine, TitleWave, Panamation, Trinity and their logos are trademarks of Play Incorporated. All other trademarks are property of their respective holders. Play is a registered trademark of Play Incorporated. Copyright ©2000. All Rights Reserved. The Trinity system and its components are covered by U.S. Patent Numbers 5,872,565, 5,978,876, and 5,941,997; other patents pending.

www.americanradiohistory.com

Circle (232) on Free Info Card

AUDIO MIXERS-STUDIO, RECORDING

Compact studio mixer

■ Solid State Logic Aysis Air Mobile:

a compact format console for outside broadcast vehicles and space-restricted studios; using Aysis Air software, the console's channel layering function enables a fully specified 96-channel console to be fitted in a 48-fader frame less than 92 inches wide; in even more space restrictive environments; a 64-channel version is available with 32 faders in a width of 66 inches; both versions provide four subgroups plus four control groups with full-featured controls and an ergonomically optimized master center section.

212-315-1111; fax: 212-315-0251;

www.solid-state-logic.com

Booth: R 2074 Circle (541) on Free Info Card

Digital processing unit

■ Klotz Digital Vadis Core 6400:

digital processing unit is heart of Vadis product line, compatible with Vadis audio media platform; open architecture DPU is also an excellent solution for third-party partners looking to seamlessly implement Klotz technology.

678-966-9900; fax: 678-966-9903;

www.klotzdigital.com

Booth: M 7173, R 3798 Circle (633) on Free Info Card

Digital on-air console:

Arrakis Colorado Digital Revolution series

■ digital consoles

rack-mounted, digital broadcast console with both digital and analog inputs; occupying 3RU, the console is controlled by an external PC running the Cool-Mix software or from a slide-fader control surface; available with 12 or 18 channels with two inputs per channel, three PGM buses, two mix-minus buses, stereo monitor, headphone output, cue bus output; includes machine control logic, remote channel on/off, five on-board mic pre-amps; 12 channel version can be upgraded to the 18 channel version.

970-224-2248; fax: 970-493-1076;

www.arrakis-systems.com

Booth: R 1574 Circle (487) on Free Info Card

Studio network system

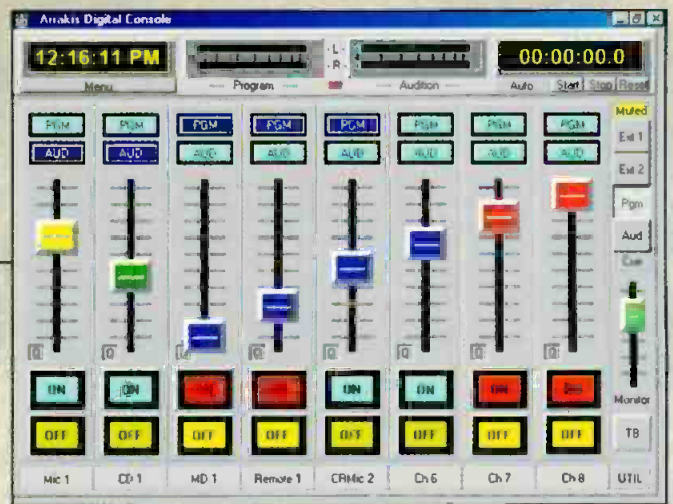
■ AMS Neve StarNet:

new features increase studio turnaround and booking flexibility by enabling projects to be stored on a central RAID StarNet controller accessible from all studios; StarNet controller stores all project data from both editor and console, including recordings, edit lists and mix automation.

888-888-6383; 212-965-1400; fax: 212-965-3739;

www.ams-neve.com

Booth: L21637 Circle (497) on Free Info Card



Universal console

■ AMS Neve Encore:

universal console automation options enable program data to be moved between consoles in different studios; latest off-line package enables patchbay settings and channel names to be setup outside the studio on a PC.

888-888-6383; 212-965-1400; fax: 212-965-3739;

www.ams-neve.com

Booth: L21637 Circle (496) on Free Info Card

AUDIO RECORDING, STORAGE & PLAYBACK

Digital audio recorder

■ Henry Engineering DigiStor II:

solid-state device can store up to 16 minutes of audio with a bandwidth of 6.5kHz. Supports multiple play modes and

features full remote-control capability, an EOM tally output and an automatic phone coupler.

626-355-3656; fax: 626-355-0077; www.henryeng.com

Booth: R 3389 Circle (486) on Free Info Card



Digital multitrack recorder

■ Otari Radar II HDR series:

a stand-alone 24-bit 48kHz sampling, 24 track hard disk recorder; features 9GB removable hard drive that records up to 42 minutes of 24-track/ 24-bit audio; additional drives can be added; enhanced RE-8 II controller provides access to system function for two RADAR units.

800-877-0577; 818-598-1200; fax: 818-594-7208;

www.otari.com

Booth: L 9741 Circle (590) on Free Info Card

Compel™ Your Network To Jump Through Hoops

With Wegener's DSNG solutions, you can manage your network the way you want, when you want.

Compel™ Bandwidth on Demand



- Manage your network assets
- Enable regional advertising
- Reduce transponder costs

envoy™ Digital Video Courier



- Integrated encoder and modulator
- Supports QPSK, 8PSK, 16 QAM
- Compact design

UNITY 4422 Broadcast Receiver



- Studio profile decoding
- Enhanced VBI support
- Supports Teletext and data services

See us at NAB Booth #L11051

WEGENER®
COMMUNICATIONS

11350 Technology Circle • Duluth, GA 30097 • 770-814-4000
www.wegener.com *COMPEL is a trademark of Wegener Communications.*

Circle (233) on Free Info Card

Audio format converter

■ Otari UFC-24:

features self-clocking sync from 32kHz to 48kHz and resolution up to 24-bits; supports common professional audio formats including TDIF-1, ADAT, SDIF-2, PF and AES/EBU; user-definable routing allows variable I/O assignment; user can store up to six I/O routing profiles for easy one-button recall.

800-877-0577; 818-598-1200; fax: 818-594-7208;

www.otari.com

Booth: L 9741 Circle (579) on Free Info Card

Six-way distribution amplifiers

■ Sonifex Ltd RB-DDA6A AES/EBU and RB-DDA6S/PDIF:

designed for use as routing application or feeding outputs from a DAT machine to multiple studios; includes buffered inputs which are distributed to six outputs in perfect synchronization with the input at same level and condition as the input signal; both accept sample rates in the 30kHz-100kHz and 16-, 20-, and 24-bit rates.

+44 1933 650 700; fax: +44 1933 650 726;

www.sonifex.co.uk

Booth: R 2296 Circle (484) on Free Info Card

Stereo audio DA, omniframe or stand-alone

■ Videotek ADS-24:

a compact, 1RU high by 1/3 RU wide unit; designed for distributing a stereo analog input to four stereo analog outputs; available as a stand-alone unit, a rack mountable unit or in a card version for the Omniframe system.

800-800-5719; 610-327-2292; fax: 610-327-9295;

www.videotek.com

Booth: L12924 Circle (431) on Free Info Card

Digital audio sample rate converter

■ NVISION DA4060:

provides four channels of digital audio delay; delay from 0.10 to 2.73 second; two AES I/Os; connectors available in either 100- or 75ohm; controllable by NVision control panels or user API.

800-719-1900; 530-265-1000; fax: 530-265-1010;

www.nvision1.com

Booth: L 543 Circle (416) on Free Info Card



Database management system

■ Columbine JDS Paradigm:

end-to-end system allows single- and multistation operators to manage every aspect of the media business; ties all the key elements in the media management process together and introduces new efficiencies in departmental communications; modules include Paradigm Traffix, Program Control, Material Manager, Digital Manager, Transmission Manager, Proposer, MCAS master control automation system, Report Manager, and Billing and A/R.

303-237-4000; fax: 303-237-0085; www.cjds.com

Booth: L10471 Circle (401) on Free Info Card

Scalable automation

■ Columbine JDS Broadcast Master V.7:

new design and architecture allows for improved scalability, business integration, SQL database structure for open access to third part tools and simultaneous access to shared data within a workgroup; an integrated suite of software modules for acquisitions, schedule planning, program and transmission scheduling, process control program management and sales and library management.

303-237-4000; fax: 303-237-0085; www.cjds.com

Booth: L10471 Circle (524) on Free Info Card

Multichannel automation system

■ Columbine JDS D-MAS:

an ideal solution for broadcasters who are planning on airing multiple channels or who wish to convert existing multichannel systems to automatic operation; capable of controlling from one to hundreds of channels; channel capacity can increase without large expenditures on additional hardware.

303-237-4000; fax: 303-237-0085; www.cjds.com

Booth: L10471 Circle (523) on Free Info Card



The expert TOUCH

visit us at
NAB
booth number L9609

NEXTORE Studio Server

Welcome to the realm of productivity

NEXTORE is more than just a multichannel DDR with user-adjustable compression up to Lossless quality. For live production, it features advanced control by instant clip access systems and switchers. In post-production and broadcast facilities, it is the ideal digitization and pre-editing platform. At the core of your Fibre Channel SANs, **NEXTORE** links Non-Linear Editing, 3D Modeling, Special Effects and Paint applications for full-time creation and optimal workflow. For a demonstration, please contact us at: sales@thomsonbroad.com.



THOMSON BROADCAST SYSTEMS

8 0 0 8 8 2 - 1 8 2 4 • www.thomsonbroad.com

West Office
Los Angeles, California
Tel: (310) 479-1129

Midwest Office
Indianapolis, Indiana
Tel: (317) 587-5071

NY Metropolitan Office
Englewood, New Jersey
Tel: (201) 569-1650

South East Office
Marietta, Georgia
Tel: (770) 977-8980

Low profile track and trolley system

- **Telemetrics Curved Trolley Robotics System:** a low-profile track and trolley system; can be configured using curved and straight track sections; compatible with Telemetrics line of control panels and camera pan/tilt mechanisms.

800-424-9626; 201-848-9818; fax: 201-848-9819;
www.telemetricinc.com

Booth: L11852 Circle (677) on Free Info Card

Virtual set design

- **Devlin Design Group DDG SoftSet-Lite:** provides a first-step virtual solution, other products to be highlighted include Softset, capable of developing complete virtual sets for a variety of applications; DDG offers design services worldwide from moderate makeovers to full-blown, high impact news rooms and news sets, facility and space planning.

858-535-9800; fax: 858-4556989; www.ddgtv.com

Booth: S5554 Circle (664) on Free Info Card

Desktop robotic camera control panel

- **Telemetrics CP-D-2A:** designed to control Telemetrics' Pan/Tilt heads and serial receiver units; includes four camera select buttons and four optional select buttons that can be used to control four additional cameras or Weather-proof Camera Systems or H-track Trolley System; memory for 32 presettable shots in four banks of eight and dual proportional joysticks.

800-424-9626; 201-848-9818; fax: 201-848-9819;
www.telemetricinc.com

Booth: L11852 Circle (678) on Free Info Card

CyberSet feature option

- **Orad Maya Loader:** enables user to load all the features of the Maya system including animations, lighting, transparencies and textures.

212-931-6723; fax: 212-931-6730; www.orad-ny.com

Booth: S 3132 Circle (526) on Free Info Card

Election graphics package

- **Orad Special Election Package:** designed as a cost-effective solution for local coverage during the U.S. elections; allows users to incorporate a high-end video wall into their studio without impacting the existing studio set-up; includes a high-end graphics package that Orad will customize for individual stations; can be easily adapted for weather or other special applications.

212-931-6723; fax: 212-931-6730; www.orad-ny.com

Booth: S 3132 Circle (527) on Free Info Card

Free-d software upgrade

- **Radamec Virtual 3D Operator Interface:** software upgrade allows Free-d and RP2VR users to interface directly with Radamec's Virtual Scenario system; features include sophisticated plane set-up and user memories.

877-RADAMEC; 732-246-0906; fax: 732-448-1184;

www.radamec.com

Booth: L 2616 Circle (548) on Free Info Card

Tripod head

- **Bogen Gitzo DoveTail Quick Release Adapter:**

designed for Gitzo's G1377M Magnesium Center Ball Head; utilizes an expandable screw-lock jaw and accepts all Gitzo quick release plates.

201-818-9500;

fax: 201-818-9177;

www.bogenphoto.com

Booth: L12342

Circle (687) on Free Info Card



Remote-controlled camera platform

- **Innovision Optics Super Shuttle:**

a remote-controlled camera platform that travels along straight or curved track; comes with pan and tilt head and controller with eight preset memory positions, now with high-speed capability, extra memory, longer travel and more versatile track.

310-394-5510; fax: 310-395-2941;

www.innovision-optics.com

Booth: L11773 Circle (382) on Free Info Card

Robotic rail track

- **Radamec New Track Cam:**

a heavy-duty camera track system featuring curved and lattice-type tracks that eliminate any vibration and allow for broadcast quality camera movement; system supports camera and lens packages up to 110lbs and integrates with existing Radamec control systems.

877-RADAMEC; 732-246-0906; fax: 732-448-1184;

www.radamec.com

Booth: L 2616 Circle (546) on Free Info Card

generate revenue while the competition waits.



IMAGE A



IMAGE A



Improve your workflow with a SAN solution from Ciprico.

Time is money in the fast-paced worlds of **entertainment and broadcasting**. You can't afford to waste either one with inefficient, unnecessary file transfers.

Now you can maximize production time. Speed your operation's workflow. And maximize your revenue potential with a totally **integrated SAN solution** from Ciprico, the leader in direct-attached and networked storage solutions for the visual imaging market.

Ciprico's **superior** line of SAN solutions are fast, reliable, easy to install, and ideal for **work groups** where time saved means revenue gained.

Visit our web site at www.ciprico.com to see how we help visual imaging companies maximize their capabilities by **streamlining project workflow**. Or call 1.800.727.4669



Circle (238) on Free Info Card

Ciprico Inc. Headquarters:
2800 Campus Drive, Plymouth, Minnesota 55441 • 612.551.4000 • Fax: 612.551.4002
Ciprico International, Ltd.: United Kingdom • Singapore • Tokyo

www.americanradiohistory.com

CAMERAS, LENSES, ACCESSORIES

All-purpose ENG lens

■ Angenieux 15x8.3AIF:

an all-purpose ENG lens; features Assisted Internal Focus (AIF) technology and is compatible with 2/3-inch, 16:9 cameras.

973-812-3858; fax: 973-812-3858; www.angenieux.com

Booth: L11835 Circle (327) on Free Info Card

Camera Lens

■ Angenieux 12x5.3 AIF HR series lens:

a wide super zoom 2/3 inch lens with F5.3mm wide angle (79 degrees) capability and 12x zoom range.

973-812-3858; fax: 973-812-3858; www.angenieux.com

Booth: L11835 Circle (581) on Free Info Card

Elevator pedestal

■ Telemetrics EP-PT Televator:

offers remotely-controlled motorized telescoping operation to adjust height control of robotic pan/tilt camera mechanisms; also ideal for use as a stand-alone teleprompter elevation system for studio applications.

800-424-9626; 201-848-9818; fax: 201-848-9819;

www.telemetricsinc.com

Booth: L11852 Circle (680) on Free Info Card

Small, lightweight HD lens

■ Fujinon DigiPower 10:

features high performance and portability; zoom, focus and iris servo controls are fully digitized; has a focal length of 5mm and a 87.6 degree wide angle horizontal; features Inner Focus mechanism, low-dispersion glass and high-refraction and lightweight glass, also features new QUICKFRAME function that provides quick framing for operators that prefer manual zoom.

800-553-6611; 973-633-5600; fax: 973-633-5216;

www.fujinon.co.jp

Booth: L12918 Circle (572) on Free Info Card

HD portable lens

■ Fujinon DigiPower 20:

features Inner Focus mechanism, low-dispersion glass and high-refraction, low weight glass; also features 20x magnification and a 7.8mm focal length; can cover applications from wide angle to telephoto; zoom, focus and iris servo control are digitized to provide new functions and a high degree of accuracy.

800-553-6611; 973-633-5600; fax: 973-633-5216;

www.fujinon.co.jp

Booth: L12918 Circle (591) on Free Info Card

Lens system

■ Innovision Optics Probe II Plus Lens System:

low-profile tubular lens system; features high-resolution optics, interchangeable 90 degree view and direct view modules, and improved objective lens coverage with flatter field; focusable from 5mm to infinity.

310-394-5510; fax: 310-395-2941; www.innovision-optics.com

Booth: L11773 Circle (381) on Free Info Card

Carbon fiber tripods

■ Bogen Manfrotto Carbon One series:

uses a three faceted, 1/2mm thick carbon fiber tubes; provides efficient vibration dampening and durability; also incorporated Manfrotto clamping technology combined with lightweight magnesium castings.


201-818-9500;

fax: 201-818-9177;

www.bogenphoto.com

Booth: L12342

Circle (689) on Free Info Card



CHARACTER GENERATORS, PROMPTERS AND CAPTIONING



Flat-panel prompter

■ Listec Video T-2015:

features 15-inch, high-resolution, active matrix, multisync display; supports composite NTSC, S-Video, PAL, SECAM and RS-170 video signals, PC graphics and multiple resolutions and frequencies from VGA to XGA.

561-683-3002; fax: 561-683-7336;

www.listec.com

Booth: L10551 Circle (360) on Free Info Card

Editing redefined.

601 SIX-O-ONE

- **601 [six-o-one] MPEG-2 editor and FAST-Studio software.** Uninterrupted workflow with *true* Background Rendering. Completely customizable interface allows editors to save their work environment. Integrated CG & Effects with Keyframable Motion, Color Correction, Chroma & Luma Key, Wipe and Filter editors.
- **601-Uncompressed.** When all that matters is the best image quality, here it is. A perfect complement to the SDI interface that comes standard with 601.
- **601-Print DVD.** Make more money with the hottest new technology. MPEG-2 1PB for distribution.
- **601-InTime.** 3.9 Gigaflops per second. Multi Layered rendering up to 400% faster. It's the Autobahn of editing. Set up your 601 Demo Today and start working *FASTER*. No more compromise, no more waiting.




Log on to www.fastmultimedia.com for your free 601 Tutorial DVD*! Learn how easy it is to get into the future of Professional NonLinear Editing. 1-800-249-3278
*only in the US and Canada, a \$79.95 value

FAST
The Art of Digital Video.

FAST Multimedia, Inc.

1.800.249.FAST
www.fastmultimedia.com

Circle (239) on Free Info Card



Laptop prompter

- **Listec Video T-2000 PromptBook:** allows notebook computers to become prompters with the use of A-6000WIN for Windows98; attaches to any lightweight pan-and-tilt head.

561-683-3002; fax: 561-683-7336;

www.listec.com

Booth: L10551 Circle (361) on Free Info Card

Windows direct-view prompter

- **Listec Video A-6000WIN:** Version 3.0 now includes its own full-featured word processor for instant editing of prompter copy; update include automatic looping of live message line, direct prompting of rich text file and simultaneous edit and prompt from a desktop computer with Windows 98/2000.

561-683-3002; fax: 561-683-7336;

www.listec.com

Booth: L10551 Circle (345) on Free Info Card

COMPUTERS & PERIPHERALS

Fibre channel RAID storage

- **Hammer Storage Solutions SLPRO12-FC/FC-FT:** a fault-tolerant, rack-mountable desktop or tower Fibre Channel storage subsystem; supports up to 12 FCAL disk drives per enclosure with 600GB storage per enclosure; expandable up to 25TB; RAID engings deliver up to 190MB/s throughput and are hot pluggable and hot swappable; provides maximum data availability.

510-608-4000; fax: 510-608-4010; www.hammerstorage.com

Booth: S 3431 Circle (589) on Free Info Card

CAT5 network accessory

- **Gefen Inc Ex*tend*it CAT 5-2000 extender:** Extends any keyboard, video and mouse combination up to 300 feet using standard CAT-5 cables, to provide a quiet and clutter-free environment; can be used to extend computers with noisy components; the units extend USB, VGA, ADB and PS/2 connections.

800-545-6900; 818-884-6294; fax: 818-884-3108;

www.gefen.com

Booth: L 7038 Circle (495) on Free Info Card

WinNT PCI sound card

- **Soundscape Mixtreme:** PCI Audio Card for Windows NT which features 16 in/out, external high-quality Breakout Converter Boxes and bundled mixing software from their high end post and broadcast workstations.

805-658-7375; fax: 805-658-6395;

www.soundscape-digital.com

Booth: I 6939 Circle (390) on Free Info Card

DIGITAL AUDIO WORKSTATIONS

Improved real-time audio editor

- **TC Electronic Spark 1.5:** now features new cut editing enhancements and ability to use Master view sections as plug in; Cut Editor allows user to work on two transitions simultaneously; graphic display features type, length and splice settings; A/B Compare memory button allows user to compare two different sets of trnasitions.

805-373-1828; fax: 805-379-2648;

www.tcelectronic.com

Booth: R 1059 Circle (488) on Free Info Card

Large format digital mixing console

- **Otari ADVANTA Digital Console:** A state-of-the-art, large format digital mixing system that is offered in application-specific configurations for the music recording, on-air broadcast, film and post-production industries; it accommodates up to 256 full function channel paths; three operator positions are available for film and video-post applications; users can select a combination of dedicated or mapped control elements for the assignable control surface

800-877-0577; 818-598-1200; fax: 818-594-7208;

www.otari.com

Booth: L 9741 Circle (341) on Free Info Card

3

Solutions for HDTV STL

available NOW!

from the LEADER in video broadcast MICROWAVE



Dual Stream

Dual Digital

DS3 System

Nucomm's family of HDTV STL systems offers 3 high performance options for making your transition to digital as easy and economical as possible - and they're available now. The Dual Stream (Dual Carrier), Dual Digital, HD Only (19.39 Mbs) and DS3 systems feature an *open architecture platform* providing you with years of flexibility.



These 3 systems are based on Nucomm's field-proven "Digalog" group of truly digital-ready microwave transmitters and receivers. Other features include:

- Modular design for easy configuration changes.
- Multi-format modulators: QPSK, 8PSK and 16QAM with forward error correction and adaptive equalization.
- Full factory integration and testing.
- System and path analysis available.

For complete information on Nucomm's family of HDTV STL systems contact us today.

Tel: (908) 852-3700

Fax: (908) 813-0399

www.nucomm.com

Nucomm

MICROWAVE SOLUTIONS FOR THE DIGITAL AGE

Digitally controlled analog production system

■ Otari Elite +:

a full-featured, large-format 24-bus digitally controlled analog console; designed to meet the requirements of 5.1 channel Surround Sound audio production; available in a variety of configurations and options, including up to three-position topologies.

800-877-0577; 818-598-1200; fax: 818-594-7208;

www.otari.com

Booth: L 9741 Circle (578) on Free Info Card

DUPLICATION & DISTRIBUTION EQUIPMENT AND SERVICES



■ NT-based integrated duplication/printing system

■ MediaFORM 3703I and 3703T:

fully automated, three-drive, one-printer system; uses the MediaFORM SmartDRIVE and the Primera Signature III inkjet printer; selectable drying feature on the printing source to cure CD-Rs before they are stacked on the output spindle; can be attached to a network with its 10/100 Base T connection and offers the capability of queuing up to five copy/print jobs from anywhere on the available network. Each job duplicates and prints entirely, in order, as it is queued.

800-220-1215; 610-458-9200; fax: 610-458-9554;

www.mediaform.com

Booth: M 7670 Circle (485) on Free Info Card

GRAPHICS AND ANIMATION SYSTEMS

■ Broadcast graphics automation system

■ Vertigo Multimedia Producer ON AIR:

incorporates state-of-the-art, easy-to-use software tools for efficient creation of automated broadcast graphics for any live television production; supports Discreet's Frost* as its primary graphics engine, as well as Chyron Infit!, Quantel Paintbox, VTRs, DDRs and production switchers.

877-483-7844; 514-397-0955; fax: 514-397-0954;

www.vertigo.net

Booth: MI 726 Circle (516) on Free Info Card



■ Option for Chyron Duet

■ Chyron Duet MPx option:

option for Duet SD and HD video graphics systems; provides improved rendering by utilizing multiple video graphics engines; allows additional expanded screen content, dynamic effects and 3D animation; option takes advantage of Duet chassis expandability and is available for both SD and HD systems.

516-845-2000; fax: 516-845-3867;

www.chyron.com

Booth: L12908 Circle (616) on Free Info Card

INTERCOM, IFB PRODUCTS

■ Wireless VHF intercom system

■ Telex Communications Radiocom BTR-300:

offers increased frequency band availability; and improved front-end filtering increases resistance to interference; up to four base stations and 16 beltpacks can be used simultaneously; compatible with RTS TW, Audiocom, RTS Matrix, Clearcom and Matrix Plus systems; as options, beltpacks include Nickel Metal Hybrid batteries and a plug-in charger for longer use.

800-392-3497; 612-884-4051; fax: 612-884-0043;

www.telex.com

Booth: L 9366 Circle (649) on Free Info Card

■ Intercom interface frame

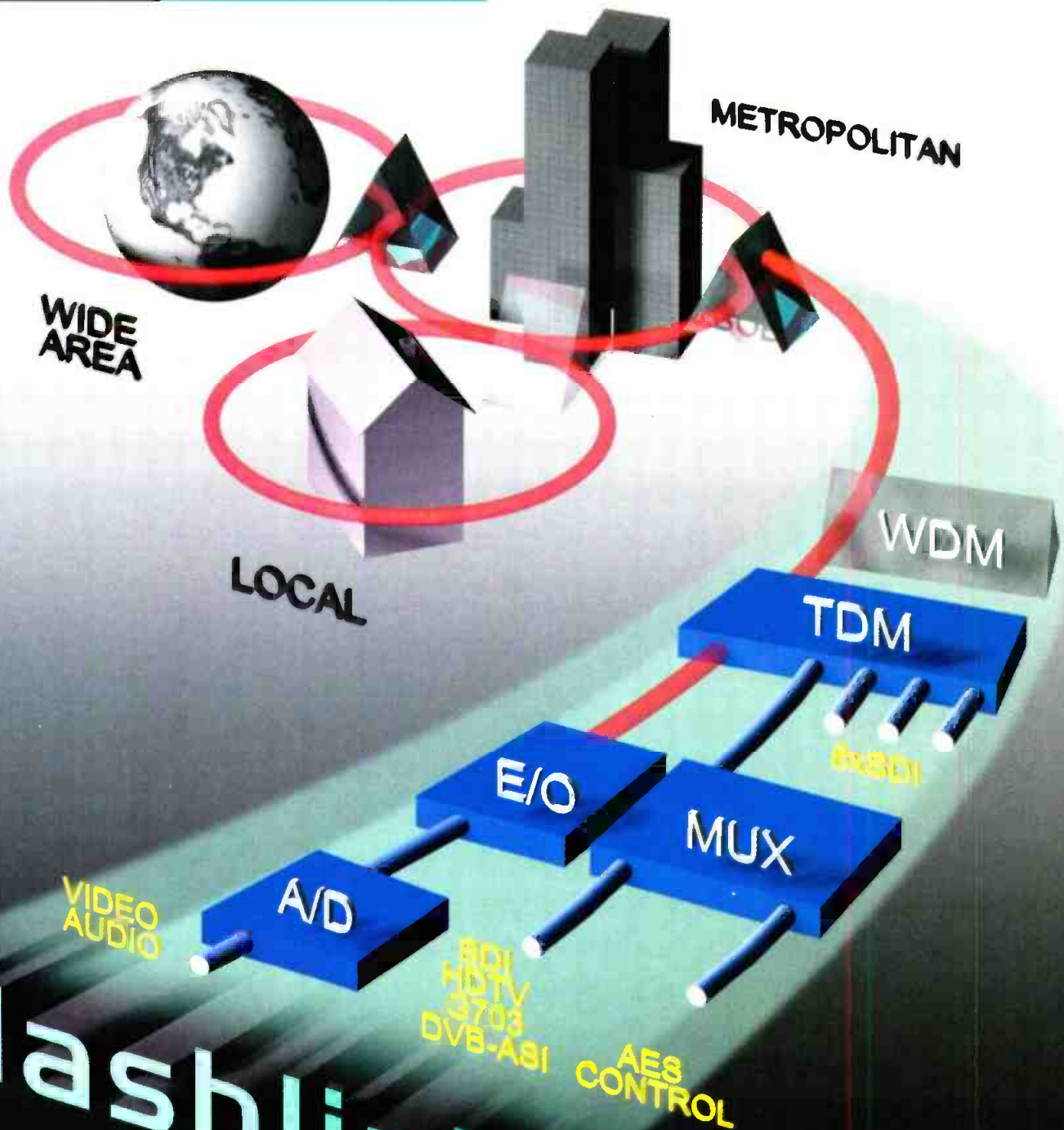
■ Clear-Com Systems IMF-102:

interface frame for the Matrix Plus and MicroMatrix; provides slots for two interfaces plus power supply and connector in a 1RU chassis; holds any of the modular interfaces, including the TEL-14 two-line telephone interface, the CCI-22 dual party line intercom interface, and the RLY-6 relay and GPI-6 general purpose input interfaces.

510-496-6666; fax: 510-496-6699;

www.clearcom.com

Booth: L10776 Circle (491) on Free Info Card



Flashlink

Key-features

- Fiber transmission with 2.5Gbit laser technology
- 1310nm, 1550 nm and DWDM lasers, 30 dB transmission budget
- Synchronous contribution of video broadcast signals
- Pathological SDI signal transmission without additional scrambling
- 8 channel SDI Time Division Multiplexing with Add/Drop/Pass
- 4 channel audio embedder / de-embedder with optical interface
- Control via Ethernet and RS-422
- Management system with TCP/IP, SNMP and WEB support
- Ultracompact 2RU sub-rack, modular concept
- Hot swappable boards (incl. fiber connector)
- RS-422 control on each module
- Redundant power 100-260VAC and 36-72VDC

Circle (241) on Free Info Card

• Looking for Partners and Dealers •

**See us at NAB 2000, Las Vegas
booth number L1627, North Hall**

Network Optronics AS

P.O.Box 1020, N-3204 Sandefjord, Norway
Tel: +47 33 48 99 99 Fax: +47 33 48 99 98
e-mail: sales@networkgroup.no
Web: <http://www.network-optronics.no>

member of the Network Group AS

Upgraded Intercom functions

Clear-Com Systems VOX functions for Matrix Plus Digital systems

Matrix Plus digital intercom systems incorporate new VOX functions; provides features such as signal-presence tallies, voice-activated talk and call functions and noise gating; capabilities are fully integrated into the system.

510-496-6666; fax: 510-496-6699; www.clearcom.com

Booth: L10776 Circle (490) on Free Info Card

LIGHTING EQUIPMENT

Four-lamp strobe light

GAMPRODUCTS Star Strobe

a bright, four-lamp double-ended curtain strobe in a molded body with an eight-foot power cord; strobes at a random rate of approximately 60 flashes per minute; speed can be varied by plugging unit into a dimmer.

800-GAMCOLOR; 323-461-0200; fax: 323-461-4308;
www.gamonline.com

Booth: L 6819 Circle (562) on Free Info Card

Waterproof lighting housing

Bogen Luna-Marine underwater housing



designed for the Luna-pro Digital F light meter; machined from 6061 aluminum; protected with a hard anodized Type 3 Black Diamond finish; guaranteed water-tight to 120 feet; 2" x 1 1/8" viewing port; pushbuttons align with meter buttons providing for easy underwater operation.

201-818-9500; fax: 201-818-9177;

www.bogenphoto.com

Booth: L12342 Circle (688) on Free Info Card

Master control chase generator

GAMPRODUCTS GLC-12:

a multifunctional preprogrammed sequencer that creates electric lightning bolts, can chase strobe lights and sequence a 12-channel chase; provides four different preprogrammed lightning effects; provides master control for up to 12 Flickermasters.

800-GAMCOLOR; 323-461-0200; fax: 323-461-4308;
www.gamonline.com

Booth: L 6819 Circle (560) on Free Info Card

On Camera light

Anton/Bauer Ultra Day Light:

quick-change 20W HMI head module changes any on-camera UltraLight from tungsten to HMI and back without touching bulbs.

800-422-3473; 203-929-1100; fax: 203-925-9935;
www.antonbauer.com

Booth: L11862 Circle (601) on Free Info Card

Real flame torch

GAMPRODUCTS GAMTORCH:

produces 16 inches of flame from GAMfuel pellets; a non-toxic and clean burning flame source that is environmentally safe.

800-GAMCOLOR; 323-461-0200; fax: 323-461-4308;
www.gamonline.com

Booth: L 6819 Circle (561) on Free Info Card

Halogen lamp head

Cinemills Super 12/10 kW Silver Bullet:

new tungsten halogen lamp head; includes 20-inch Fresnel lens; offers durable construction and light weight.

818-843-4560; fax: 818-843-7834; www.cinemills.com
Booth: L 7327 Circle (466) on Free Info Card

ENG/EPF light

Frezzi Energy Systems 200W HMI Sun Gun:

designed for ENG/EPF applications; features a five-inch precision designed parabolic reflector; produces a unified light distribution at 10-foot distance without the use of additional lenses.

800-345-1030; 973-427-1160; fax: 973-427-0934;
www.frezzi.com

Booth: L 7313 Circle (690) on Free Info Card

MICROPHONES, ACCESSORIES

Camera-mounted wireless microphone

Audio-Technica U100 Series:

UHF system with true diversity reception, 100 selectable channels and rugged all-metal construction.

330-686-2600; fax: 330-686-0719; www.audio-technica.com
Booth: R 2970 Circle (663) on Free Info Card

Microphone windshielding equipment

Rycote Microphone Windshields Windspoiler:

an addition to the Softie range of windshields; new design adds an extra 8dB of wind-noise reduction to the Rycote Softie with mount without impairing audio quality.

+44 1453 759 338; fax: +44 1453 764 249;

Booth: R 2254 Circle (552) on Free Info Card


THE PEOPLE WHO INVENTED THE IN-RACK SPEAKER SYSTEM HAVE RE-INVENTED THE IN-RACK SPEAKER SYSTEM. AGAIN.

Over twelve years ago, we started out with a revolutionary idea—speakers that would give superior sound, yet fit directly in the rack without requiring modification or wasting rackspace. An impossible idea, yet we did it.

Wohler in-rack audio monitors offer the most precise monitoring available. Sound is focused directly to the operator, making channels more distinguishable, reducing acoustic crossover and room noise.

We've found over a thousand ways to do the "impossible" in a small amount of space; today our speakers can include multiple options once available only on separate and expensive standalone equipment.

Available for monitoring Analog, Digital AES/EBU, SDI and Dolby® AC-3, most Wohler units fit into only 1 or 2 rack spaces and can feature level meters, digital conversion,



demuxing and multiple channel selection. They're easy to install and fully shielded to assure no interference, even next to video monitors and testing equipment.

We were the first to offer the Dolby® Digital AC-3 audio monitor and decoder.

This year we're introducing our latest innovation, the E-MON-1, with an internal Dolby E decoder, capable of outputting

and/or displaying audio from Dolby E® streams.

Once you get started inventing, it's kinda hard to stop.

Find out more about our exciting new innovations.

See us on the web at www.wohler.com or call us toll free at (888)5-WOHLER.



Wohler

www.wohler.com

F/O video/audio/data PTZ

Opticomm FMV-595:

FM, LED or laser-based NTSC, PAL and SECAM compatible duplex video transmission systems with optional combinations of duplex

audio and or data status indicators; units transmit over one multimode fiber at 865nm or 1310nm or over one singlemode fiber at 1310 or 1550nm.

800-8-OPTICOMM; 858-450-0143; fax: 858-450-0155;
www.opticomm.com

Booth: I 7424 Circle (384) on Free Info Card



Fiber optic transmission system

Communications Specialties Pure Digital, One Fiber:

line uses digital processing and transmission to send any combination of analog video, audio and data signals including "up the coax" over one fiber optic cable; system converts incoming analog signals to a digital bitstream, optically transmits the stream over a single fiber, then converts signals back to their original analog form at the receiving end.

888-4 FAX NOW; 631-273-0404; fax: 631-273-1638;
www.commspecial.com

Booth: M 8968 Circle (544) on Free Info Card

Fiber optic eight-channel video mux

Opticomm FMX-48000:

an FM, LED or laser-based NTSC, PAL and SECAM compatible multiplexer with optional combinations of simplex audio and data; multichannel transmission is

achieved by using square wave frequency modulation division multiplexing techniques; ideal for the transmission of multiple video with audio and or data where only one fiber is used; units transmit over one multimode fiber at 865nm or 1310 or over one singlemode fiber at 1310nm or 1550nm.

800-8-OPTICOMM; 858-450-0143; fax: 858-450-0155;
www.opticomm.com

Booth: I 7424 Circle (385) on Free Info Card



Video/Audio fiber optic multiplexer

Multidyne DVM-2000:

12-bit video and 24-bit audio fiber optic multiplexer offers state-of-the-art performance exceeding RS250C short-haul and broadcast specifications; will support one video, up to six audio and data channels; the transmitter and receiver modules plug into a 10-channel frame with redundant power supplies are available as stand-alone units.

800-4TV-TEST; 516-671-7278; fax: 516-671-3362;
www.multidyne.com

Booth: L 9144 Circle (462) on Free Info Card



Audio codecs

Comrex Vector POTS Codec:

provides 15kHz two-way audio on one standard dial phone line; compatible with the thousands of HotLine POTS codecs around the world; has plenty of built-in mixing capabilities yet weighs only 3.5 pounds.

800-237-1776; 978-263-1800; fax: 978-635-0401;
www.comrex.com

Booth: R 3178 Circle (351) on Free Info Card

MULTIMEDIA, CD-ROM AND INTERNET DEVELOPMENT

Streaming video Internet tools

Obvious Technology Media Publisher and Web

Viewer:

two tools that enable distribution, storage and access to multimedia content for the Web; Media Publisher

converts OBVI files to formats readable by standard web browsers; Web Viewer allows clients to view video and integrated multimedia content without having to download applications or install plug-ins.

415-957-9950; fax: 415-957-9949;
www.obvioustech.com


Booth: M 7662 Circle (465) on Free Info Card



Name the transmitter company that offers a guaranteed upgrade price.



What is Itelco?



With Itelco's unique transmitter upgrade policy, you stay ahead of the game. Purchase an NTSC transmitter now and lock in today's pricing on your future DTV upgrade. So when you're ready for digital a year or two from now, your pricing is already set. With a deal like that, you can't lose. This includes solid state, IOT, or tetrode transmitters. It's a winning performance. It's leadership technology that is an investment in the future.

Call today for your free transmitter upgrade quote. 303.464.8000 or www.itelco-usa.com/be



POWER PRODUCTS, BATTERIES, GENERATORS, UPS



Voltage regulators

Superior Electric (formerly Warner STABILINE

WHR Series Automatic Voltage Regulator:

a single phase, 3.6kVA narrow range electromechanical voltage regulator rated for 120V, 50/60Hz single-phase duty; utilizes a solid-state control module and variable transformer-driven power module; features include low impedance and high overload capacity.

800-787-3532; 860-585-4500; fax: 860-582-3784;

www.warnernet.com/sev_main

Booth: L6046, R1191 Circle (346) on Free Info Card

50 watt-hour lithium ion batteries

IDX Technology/IKON Video Endura:

50-watt hour lithium ion batteries; features include Power Link with "piggyback" capability plus a separate low wattage output for wireless audio receivers, built-in digital fuel gauges; quick-release V-Mount, Digi-View for viewfinder capacity data and over-discharge protection circuitry.

619-560-9779; fax: 858-560-5075;

www.idxtek.com

Booth: L 9031 Circle (613) on Free Info Card

Three-phase UPS

North Star/Best Power Best Power Axxium Tri-Star:

protects your equipment against spikes, sags, surges, noise lightning and power outages; new high-frequency transformerless double conversion design delivers up to 94 percent of input power to the load from the no-break sine wave inverter output stage, provides protection from 10kVA to 40kVA.

800-842-1671; 954-921-5868; fax: 954-927-0501;

www.nstpower.com

Booth: L12852 Circle (608) on Free Info Card

Transformerless UPS

North Star/Best Power Best Power Axxium Pro:

a high-frequency, transformerless UPS with standard online operational modes of on-battery, double-conversion and fault bypass, as well as a high-efficiency/power-saver mode; voltage and frequency combination provide protection in 3kVA blocks up to 18kVA.

800-842-1671; 954-921-5868; fax: 954-927-0501;

www.nstpower.com

Booth: L12852 Circle (607) on Free Info Card

Snap-on power supply

Anton/Bauer SPS-70:

mounts to Anton/Bauer Gold Mount to operate camera or other portable equipment from AC mains; sophisticated circuitry eliminates video noise, 70W continuous; wide-range main input; CE approved.

800-422-3473; 203-929-1100; fax: 203-925-9935;

www.antonbauer.com

Booth: L11862 Circle (602) on Free Info Card

High-performance batteries

Anton/Bauer Hytron System:

50W and 100W hour high-performance batteries; can be charges on any existing Anton/Bauer InterActive charger; 14.4V design, low internal impedance offers superior performance in all operating conditions.

800-422-3473; 203-929-1100; fax: 203-925-9935;

www.antonbauer.com

Booth: L11862 Circle (603) on Free Info Card

PRODUCTION SWITCHERS & VIDEO EFFECTS, KEYERS

Graphics keyer

Broadcast Video Systems Masterkey 4 Analog linear keyer:

provides seamless inlay when keying these pre-filtered sources into program video; combination of key gain and key slope controls; also accepts linear key output of modern color matting systems to produce inlays of RGB sources.

905-764-1584; fax: 905-764-7438; www.bvs.on.ca

Booth: L 9519 Circle (500) on Free Info Card

Remote Transmitter Indent


Broadcast Video Systems TDI-200:

automatically inserts station call letters, location, time and date at specified intervals/ generates four rows of 16 characters and is user programmable.

905-764-1584; fax: 905-764-7438; www.bvs.on.ca

Booth: L 9519 Circle (501) on Free Info Card

FIRST CHOICE FOR EVERY VOICE



You've spent years perfecting your voice with just the right articulation and timbre to get you into broadcast. You need a microphone that faithfully delivers that sound to your audience. That's why broadcasters everywhere choose the Electro-Voice RE20 and RE27N/D. Their wide-band response and Variable-D® design delivers an outstandingly clear performance every time. Variable-D® eliminates the up-close "proximity effect" bass boost that makes other directional microphones sound "muddy."

Why not check out EV's entire family of problem-solving broadcast microphones. Every one guaranteed unconditionally against malfunction from even accidental abuse, for two years from the date of purchase. The first choice of professionals...

EVERY TIME, EVERYWHERE.



EVERYWHERE™

©Telex Communications, Inc.


800-667-3968

www.electrovoice.com

Exhibit Booth No. L9366

Circle (245) on Free Info Card

www.americanradiohistory.com



Internet Protocol Platform Processor

■ SSE Telecom iP3 Gateway:

a carrier grade, integrated terminal consisting of an indoor unit, outdoor unit and optional antenna; provides seamless IP connectivity; built on a rugged, high-speed PC platform with expansion capability using PCI plug-in cards and Linux operating system; proprietary transmission control increases file transfer performance an average of three times faster than conventional TCP/IP transmission.

510-657-7552; fax: 510-490-8501;

www.sset.com

Booth: T 1242 Circle (469) on Free Info Card



Remultiplexer and PSIP processor platform

■ Thomcast/Comark Amber:

this processing family supports remultiplexing of multiple input streams to create new customized services, the PSIP processor to the filtering, injection or extraction of PSIP tables with MPEG-2 ATSC transport streams; can input up to eight input transport streams with a payload bit rate of up to 50Mb/s; creates a fully MPEG-2 DVB or ATSC-compliant output multiplex and has the ability to scramble the output services.

413-569-0116; fax: 413-569-0679;

thomcastcom.com

Booth: L 9609 Circle (556) on Free Info Card

V-chip data decoder & monitor

■ Broadcast Video Systems VC-2:

provides instant indication of program content rating as specified in EIA-608 standard; unit may be mounted in any convenient location; V-chip data, embedded in loop-through video, is decoded and illuminates front-panel LEDs, indicating rating category.*

905-764-1584; fax: 905-764-7438;

www.bvs.on.ca

Booth: L 9519 Circle (373) on Free Info Card

Hum eliminator

■ Allen Avionics HEC-5000/GLE-75-VHF-5:

a five-channel hum eliminator that stops all 50Hz or 60Hz hum; eliminates hum in video applications caused by long cable runs or ground loops; has a bandwidth of over 100MHz per channel, making it suitable for most HD applications and many video projection systems with 100MHz bandwidth; channels for Red/Y, Green/CB, Blue/CR, H.Sync and V.Sync are provided.



516-248-8080; fax: 516-747-6724;

www.allenavionics.com

Booth: L12410 Circle (406) on Free Info Card

Closed captioning decoder

■ Broadcast Video Systems CC-100:

decodes line 21 data and inserts closed captioning text into baseband video; 30 second installation, switchable between language 1 and language 2, switchable between closed captioning and text.*

905-764-1584; fax: 905-764-7438;

www.bvs.on.ca

Booth: L 9519 Circle (502) on Free Info Card

System for interactive TV

■ Mixed Signals/ULTECH ITV DataFlo:


integrated production suite for encoding interactive TV content into live or recorded video programs; consists of creation and scheduling software, scheduling software and a VBI data encoder; ATVEF compliant.*

888-360-0010; 203-735-5805; fax: 203-735-6653;

www.mixedsignals.com

Booth: S 3816 Circle (449) on Free Info Card

A Breakthrough Of Remarkable Proportions



Our Next Generation Scan Do Scan Converters Raise The Industry Standard. Again.

With the redesigned Scan Do® Pro II and new Scan Do Select, we've hatched two scan converters that offer egg-ceptional performance at an unbeatable price. Both maintain all the great user amenities and rugged dependability you've come to love, plus have these great features:

- True multi-scanning with support for resolutions to 1280 x 1024 (at 60Hz). So they'll work with virtually any computer.
- A remarkable 50% to 200% zoom with input zoom processing for enhanced resolution.
- An internal, universal power supply which eliminates the need for an external "brick."
- Advanced, three-line flicker reduction for the crispest, most stable images.
- RS-232 remote control for easy system integration and expansion.

Scan Do Select is the perfect presentation tool for boardrooms, meetings, training and videoconferencing applications. Scan Do Pro II has additional capabilities. Designed for top video and broadcast professionals, it features:

- Studio timeable genlock
- Component output (YUV and RGB formats)
- Switchable vertical filter
- Optional serial digital output (SDI)

Of course, both Scan Do Pro II and Scan Do Select are the epitome of user friendliness. They're simple to install, can be rackmounted and have easy-to-use, front-panel controls. Add a very reassuring three-year warranty on parts and labor, plus a great price, and you'll be scrambling to try one for yourself. For more information, including a printed or CD version of our catalog, contact us today.

 **Communications
Specialties, Inc.**
Visioning the future... Exceeding expectations

WORLD HEADQUARTERS
Hauppauge, New York
Tel: 631-273-0404 Fax: 631-273-1638
www.commspecial.com
Email: info@commspecial.com

ASIA PACIFIC
Singapore Representative Office
Tel: +65 293 0258 Fax: +65 293 1538
www.commspecial.com
Email: csiasia@commspecial.com

Scan Do is a registered trademark of Communications Specialties, Inc. ©2000 Communications Specialties, Inc.

Circle (247) on Free Info Card

See us at NAB Booth #M8968

www.americanradiohistory.com

Integrated video production studio

e-StudioLIVE (formerly ECHOLab Inc)

e-Studio 5000:

webcasting systems combine a SuperSwitcher with integrated webcasting products including RealNetworks G2; new features include instant viewer surveys and polling; an enhanced character generator, streamlines effects operation, web links to other web sites and expanded support for viewers using Windows 9x/NT with Internet Explorer or Netscape.

978-250-3334; fax: 978-250-3335;

www.echolab.com

Booth: I 5819, L 9780 Circle (420) on Free Info Card

Instant studio flooring

GAMPRODUCTS GAMFLOOR:

a durable, flexible self-adhesive vinyl floor covering; available in 18f colors, both matte and glass, including chromakey green and blue.

800-GAMCOLOR; 323-461-0200; fax: 323-461-4308;

www.gamonline.com

Booth: L 6819 Circle (559) on Free Info Card

TBCs, FRAME SYNCs AND CONVERSION EQUIPMENT

OB application encoder

Tandberg Television E5500 Mobile Contribution Encoder:

provides the functionality needed for a variety of outside broadcast applications; utilizes field-proven encoding and preprocessing technology; delivers a feature set including built-in QPSK modulation, low latency modes, optional MPEG-2 4:2:2P@ML encoding, remultiplexing and encryption options.

949-725-2500; fax: 949-725-2545;

www.tandbergtv.com

Booth: S 4168 Circle (575) on Free Info Card

Video & audio signal integration system

Ensemble Designs Avenue:

provides complete video and audio signal processing, conversion, distribution and synchronization; networkable with a flexible, configurable user-friendly interface.

530-478-1830; fax: 530-478-1832;

www.ensembledesigns.com

Booth: S 4737 Circle (342) on Free Info Card

TEST & MEASUREMENT EQUIPMENT



96k audio analyzer

Audio Precision System Two Cascade:

features both 96kHz and 192k digital sampling rate capability; companion model System Two+DSP, with the new platform improvements but without digital I/O, is also available as well as a cascade digital-only model, SYS-2500A; harmonic analyzer is capable of individual and group harmonic distortion measurements; the company also has introduced APWIN 2.0.

800-231-7350; 503-627-0832; fax: 503-641-8906;

www.audioprecision.com

Booth: L 3543, S 4443 Circle (371) on Free Info Card



Audio analyzer with higher sampling rates

Audio Precision Portable One Dual Domain with 96 kHz sampling rate:

includes 96kHz digital audio sampling rate option; allows for testing of digital devices, such as DVD, which uses the new 96kHz sampling rate; features a complement of digital interface testing and monitoring functions, including jitter generation and measurement, audio bit error rate and sample rate measurement.

800-231-7350; 503-627-0832; fax: 503-641-8906;

www.audioprecision.com

Booth: L 3543, S 4443 Circle (325) on Free Info Card

Video/audio analyzer

Broadcast Video Systems VITS 2:

checks specs and audio levels from a remote site; accesses and analyzes any line, odd or even field, in the VBI or active video; interfaces to PC via modem using non-dedicated telco line, monitors an unlimited number of sites, four audio video inputs controlled from PC.*

905-764-1584; fax: 905-764-7438; www.bvs.on.ca

Booth: L 9519 Circle (340) on Free Info Card

Digital HDTV

We invented it • We perfected it



We're delivering it.



0 1 0 1 0 1 0 1
0 1 0 1
1 0

Since 1990, our pioneering work has been leveraged into a practical implementation of our most advanced technology — the ATSC compliant, DigiCipher[®] II High Definition encoder. Designed to satisfy the high expectations of the broadcast, cable and satellite programming industries, the DigiCipher[®] II encoder features:

- Superior video compression
- Full ATSC DTV compliance
- Compatible with Dolby[®] Digital 5.1 sound
- Integrated STL configurations
- Seamless SD/HD operation

Nobody delivers DTV better than Motorola. Contact us at 1-800-387-8593 for more information.



MOTOROLA

Broadband Communications Sector

©2000 Motorola, Inc. All rights reserved.  and Motorola are registered trademarks of Motorola, Inc. ©2000 General Instrument Corporation. All rights reserved. General Instrument Corporation is a wholly owned subsidiary of Motorola, Inc. DigiCipher is a registered trademark of General Instrument Corporation.

Circle (249) on Free Info Card

www.americanradiohistory.com

BE FAST TRACK

The biggest problem with the NAB convention is just getting around to see all the stuff you want. *Broadcast Engineering* can help.

BE FASTtrack is designed to help make your trip to the convention as productive as possible. Here's how it works:

First, identify the types of products you need find. The product categories are listed below. Second, using the listing, go to the indicated page and you'll find a listing of the companies that produce that particular type of product. Finally, the exhibitors booth numbers are listed in *geographic order*. This ensures that scouring the floor for a particular type of product will be a more efficient process. You can start at the top or the bottom of the category list and know that your path will be as short as possible.

Issue advertisers are shown in red. Many advertisers have provided us with an advance look at the products they'll be showing. Those products are listed according to equipment category and the page on which you can read more about them. This allows you to get a look at those products long before you reach the show floor. Good hunting, and we'll see you there.


Audio Accessories	277	Microwave, Fiber Optic & Telco Equipment	283
Audio Mixers-Portable	278	Multimedia, CD-ROM and Internet Development ..	283
Audio Mixers-Studio, Recording	278	Power Products, Batteries, Generators, UPS	284
Audio Processing	278	Production Switchers & Video Effects, Keyers ...	284
Audio Recording, Storage & Playback	278	Recording Media & Accessories	285
Audio Routing & Distribution	278	RF Feedline, Waveguide & Components, Towers, Svc .	285
Automation, Newsroom Systems & Master Cntrl ..	279	Satellite Equipment & Services	285
Cable TV Equipment & Set Top Boxes	279	Studio & Facility Support Products & Accessories .	285
Camera Support and Robotics, Virtual Sets	279	System Integrators, Consultants & Misc.	287
Cameras, Lenses, Accessories	279	TBCs, Frame Syncs and Conversion Equipment .	287
Character Generators, Prompters and Captioning .	280	Test & Measurement Equipment	288
Computers & Peripherals	280	TV Transmitters, Translators, Exciters & Ant.	290
Dealers and Distributors	280	Vehicles and Remote Support Equipment	290
Desktop Video	281	Video Accessories, Time Code and GPS	290
Digital Audio Workstations	281	Video Compression Equipment	290
Duplication & Distribution Eqmpt and Services ...	281	Video Editing Systems	292
Film Equipment & Services	282	Video Presentation & Projection, Line Doublers .	292
Graphics and Animation Systems	282	Video Recording, Storage, Playback and Servers .	292
Intercom, IFB Products	282	Video Routing and Distribution	294
Lighting Equipment	282	Wire, Cable & Connectors	294
Microphones, Accessories	282		

Audio Accessories

Video Data Systems	L 6142
Soundscape	L 6939
International Cellulose	L 1749
Benchmark	L 2046
beverdynamic	L 5207
ATI	L 5211
Switchcraft	L 5213
Acoustics First	L 5215
Datatek	L 5610
Acoustic Systems	L 5654
Lectrosonics	L 5812
See AM8/4	pg 238
Lemo	L 6333
Harris	L 6524
Wohler	L 6761
See Dolby E Monitoring	pg 128
Gefen Inc	L 7038
Acoustical Solutions	L 7338
Whirlwind	L 7433
Sennheiser Electronic	L 7530
Panasonic	L 8236
Beck	L 8470
DNF Controls	L 8683
Multidyne	L 9144
Leitch	L 9328
See Diamond audio comp. syst.	pg 128
Telex Communications	L 9366
Otari	L 9741
Dorrrough Electronic	L 9769


Opamp Labs	L10073	TGI North America Inc/Fastforms	R 683
Prime Image	L10186	Signal Transport	R 686
K&H Products	L10376	AudioScience	R 795
Clear-Com Systems	L10776	TC Electronic	R 1059
See CC-95 and CC-260	pg 238	Genelec Oy	R 1393, M 7672
ADC Telecommunications	L10982	AKG	R 1396
Clark Wire & Cable	L10986	Digigram	R 1456
Horita	L11350	Gentner	R 1581
Mohawk/CDT	L11933	Telos	R 2057
Sony	L12107	Solid State Logic	R 2074
Neutrik	L12139	Sonifex Ltd	R 2296
Ross	L12326	JOEMEEK	R 2299
Dolby Laboratories	L12335	HHB Communications	R 2360
See DP563	pg 238	LPB	R 2370
Bogen	L12342	Euphonix	R 2388
Techflex	L12550	Audio Processing Technology	R 2390
Rip-Tie	L12572	Broadcast Richmond	R 2393
Boland Communications	L12680	QEI	R 2678
Videotek	L12924	MUSICAM USA	R 2685
AVP Manufacturing & Supply	L12929	RDL (Radio Design Labs)	R 2954, L12510
TASCAM/Teac Professional	L12944	Audio-Technica	R 2970
Avocet Instruments	L12955	Logitek	R 3170
Bittree	L13114	TFT	R 3252
Avitel	L13242	Gorman-Redlich	R 3388
Link Electronics	L13255	Henry Engineering	R 3389
JBL Professional	M 8632	Audio Toys	R 3496
Hafler Professional	M 8669	Symetrix	R 3663, M 9727
Mackie Designs	M 9373	Ward-Beck	R 3763
Audemat	R 577	Industrial Acoustics	R 4060
Martinound	R 582	AEQ	R 4066
TGI North America Inc/Fastforms	R 683	Studer	R 4073
Tannoy	R 683		

See us at NAB Booth #L12912




New

▶ Ni-Cd Time Battery




New

▶ NMH100 Time Battery



New

▶ Li-Ion Time Battery



▶ NMH60 Time Battery

Superior products from the world's leading manufacturer

▶ PAG Charger/Analyzers for all cell chemistries

New



▶ Revolutionary 2-in-1 Paglight camera light



PAG ADVANCED BATTERY SYSTEMS **USA**

www.pagusa.com

PAG USA (West Coast): 4545 Industrial Street, Unit 5B, Simi Valley, CA 93063. Tel 805/520-4911 E-mail pagusa@aol.com
PAG USA (East Coast): 10993 Richardson Road, Suite 1 & 2, Ashland, VA 23005. Tel 804/798-7605 E-Mail pagusa@erols.com

Circle (257) on the Free Info Card

BE FAST TRACK

Walters-Storyk	S 4017
Miller & Kreisel	S 4175
Ensemble Designs	S 4737
WhisperRoom	S 5359
SD Tech/Div. GVC	S 5373

Audio Mixers-Portable

TeleCast Group AS	L 1823
ATI	L 5211
Shure Inc	L 5617
Zaxcom	L13231
Mackie Designs	M 9373
Calrec Audio	R 491
See M3	pg 238
Roland	R 2063
Audio Developments	R 2354
AETA Audio	R 2680
Audio Toys	R 3496
JK Audio	R 3659
Studer	R 4073

Audio Mixers-Studio, Recording

TeleCast Group AS	L 1823
Graham-Patten	L 2010
Graham-Patten	L 2010
ATI	L 5211
Shure Inc	L 5617
Harris	L 6524
Whirlwind	L 7433
Sennheiser Electronic	L 7530
Panasonic	L 8236
Telex Communications	L 9366
Sony	L12107
TASCAM/Teac Professional	L12944
Zaxcom	L13231
AMS Neve	L21637
Klotz Digital	M 7173, R 3798
Mackie Designs	M 9373
Calrec Audio	R 491
Martinsound	R 582
Soundtracs	R 669
TC Electronic	R 1059
AMEK US	R 1562
Harrison by GLW	R 1569
Arrakis	R 1574
Solid State Logic	R 2074
See Aysis Air Mobile	pg 240
Wheatstone	R 2081
See TV 1000	pg 130
See TV-80	pg 128
See SP-8	pg 128
Audio Developments	R 2354
LPB	R 2370
Euphonix	R 2388

Radio Systems	R 2663
Fidelipac	R 2674
Audio-Technica	R 2970
Logitek	R 3170
Audio Toys	R 3496
Ward-Beck	R 3763
AEQ	R 4066
Studer	R 4073
Videonics	S 4915

Audio Processing

NVISION	L 543
Axon Digital Design	L 2006
Shure Inc	L 5617
FM Systems	L 5833
Gefen Inc	L 7038
Prime Image	L10186
Dolby Laboratories	L12335
Link Electronics	L13255
TC Electronic	R 1059
Telos	R 2057
Roland	R 2063
Audi-Cord	R 2273
JOEMEER	R 2299
HHB Communications	R 2360
Aphex Systems	R 2368
Circuit Research Labs	R 3197
Audio Toys	R 3496
Symetrix	R 3663, M 9727
Broadcast Electronics Inc	R 3682
Orban	R 3686
Dan Dugan Sound Design	R 3761
Eventide	R 4069
DigiDesign	R 4086

Audio Recording, Storage & Playback

Doremi Labs	L 517
Harris	L 6524
DRS Ahead Technology	L 9619
Otari	L 9741
Sony	L12107
TASCAM/Teac Professional	L12944
TASCAM/Teac Professional	L12944
Zaxcom	L13231
Alcorn McBride	M 9440
TeraTek Software	R 586
Digigram	R 1456
Arrakis	R 1574
Roland	R 2063
AKAI Musical Instrument	R 2091
Audi-Cord	R 2273
Sonifex Ltd	R 2296
HHB Communications	R 2360
Euphonix	R 2388
Fidelipac	R 2674
360 Systems	R 3163
See TCR/8	pg 130
Henry Engineering	R 3389
Broadcast Electronics Inc	R 3682
Studer	R 4073

Audio Routing & Distribution

QSC Audio	
NVISION	L 543
See DA4060	pg 240
ISIS Group	L 1510
TeleCast Group AS	L 1823
Lighthouse Digital Systems	L 1927
Axon Digital Design	L 2006
Graham-Patten	L 2010
Utah Comteck	L 2027
Benchmark	L 2046
Miranda Technology	L 3330
Pixel Instruments	L 3529
Sierra Video Systems	L 4654
ATI	L 5211
Datatek	L 5610
Hosa Technology	L 5629
Harris	L 6524
Wohler	L 6761
Philips	L 6910
Di-Tech	L 7943
Multidyne	L 9144
Leitch	L 9328
Sigma Electronics	L 9376
Crystal Vision	L 9525
Otari	L 9741
Opamp Labs	L10073
Grass Valley Group	L11018
Knox Video	L11238
Sony	L12107
Ross	L12326
MATCO	L12339
COMTEK	L12564
Chyron	L12908
Videotek	L12924
See ADS-24	pg 240
PESA Switching Systems	L12961
Avitel	L13242
Klotz Digital	M 7173, R 3798
Apogee Electronics	M 8453
Extron	M 8727
Martinsound	R 582
Antex Electronics	R 687
TC Electronic	R 1059
Audio Intervisual Design	R 1493
Sonifex Ltd	R 2296
Sierra Automated Systems	R 2380
Euphonix	R 2388
Radio Systems	R 2663
Henry Engineering	R 3389
Symetrix	R 3663, M 9727
Broadcast Electronics Inc	R 3682
Ward-Beck	R 3763
Studer	R 4073
CBSI	R 4086

Automation Systems, Newsroom Systems & Master Control

Softel	L 5715
Xytech Systems	L 7430
Doremi Labs	L 517
OxTel	L 602
See Presmaster 100	pg 132
BlueLine Technology	L 819
Tektronix	L 913
Sundance Digital	L 917
Artel Video Systems	L 1210
Screen Subtitling Systems	L 1648
Miles	L 1931
Computer Engineering	L 1948
Uta 1 Comteck	L 2027
ParkerVision	L 2044
Loth	L 2623
See ODBC	pg 244
See V-Chip capability	pg 244
See Media Client Version 2.1	pg 244
Cinebase Software	L 2649
FlorCal Systems	L 3248
Crispin	L 3507
Harris	L 6524
See MASTERplus	pg 134
Philos	L 6910
Image Video	L 7310
Anr Systems (formerly Newsmaker)	L 7551
Panasonic	L 8236
Telestream	L 8475
Leitch	L 9328
See ORCA	pg 244
See NewsFlash	pg 132
See Opus	pg 130
Odetics	L 9341
Thomcast/Comark	L 9609
Drake Automation	L 9738
Omnibus	L10282
Columbine JDS	L10471
See Paradigm	pg 240
See D-MAS	pg 240
See Broadcast Master V.7	pg 240
Grass Valley Group	L11018
Avid	L11031
Quantel	L11048
Comprompter	L11076
Media Computing	L11250
Sony	L12107
Ross	L12326
MATCO	L12339
Chyron	L12908
Videotek	L12924
PESA Switching Systems	L12961
Bulldog	M 7464
Obvious Technology	M 7662
SunUp Digital	M 8022
Virage	M 8751
IMAKE Software & Services	R 665
CBSI	R 4086
BBC Resources - Projects	S 3727
Tierman Communications	S 4162
Tandberg Television	S 4168
ScheduALL by VizuAll	S 4537

Inscriber	S 4751
See Inscriber RTX	pg 160
Vsoft	S 5163
Keops Broadcast	S 5536
Computer Modules	T 2247
Unique ID Software	T 2633

Cable TV Equipment & Set Top Boxes

Bomar	L 6021
SkyStream	L 7433
Artel Video Systems	L 1210
Motorola Broadband (formerly GI) ...	L 3123
Scientific-Atlanta	L 6338
Philips	L 6910
Wegener	L11051
Media Computing	L11250
Videotek	L12924
See DDM-500 8VSB	pg 136
Zandar Technologies	M 7740
BARCO	M 8720
See Regulus	pg 136
Specialized Technology Group/3DFX	M10127
Tadiran Scopus	M10135
Standard Communications	S 4127
Tandberg Television	S 4168
See TT6020 MediaLinkeX	pg 136
Harmonic	S 4576
Divicom	S 5539
Eagle Communications	T 729

Camera Support and Robotics, Virtual Sets

MICRODOLLY HOLLYWOOD	L 5815
Videssence	L 1646
ParkerVision	L 2044
Radamec	L 2616
See Virtual 3D Operator Interface	pg 246
See Increased speed Free-d ...	pg 136
See Flat panel LCD touchscreen	pg 244
See New Track Cam	pg 246
Global Microwave Systems	L 3527
Sato Kensetsu Kogyo	L 3713
Quickset International	L 6627
MSE Matthews Studio Equipment	L 7027, S 4415
Video Robotics	L 7057
Winemiller Communications	L 7261
Addenda Electronics	L 7939
Panasonic	L 8236
Coherent Communications	L 8680
Miller Fluid Heads	L 9748
ULTIMATTE	L 9774
Peerless Industries	L 9973
Vinten	L10462
Egripment	L10686
Complex	L11281
Cinekinetic	L11336

Innovision Optics	L11773
Telemetrics	L11852
Bogen	L12342
See Gitzo DoveTail Adapter	pg 246
Sachtler	L12348
Spider Support Systems	L12534
Camera Support International	L12668
Allen Osborne	L12674
Symah Vision	M 8676
AMX	M 9135
Orad	S 3132
Pro/Four Video Products	S 3272
Video Products Group	S 3574
Brainstorm Multimedia	S 3656
Discret Logic	S 4103
JNS Company	S 4437
Evans & Sutherland	S 4862
Accom	S 4909
Porta-Jib	S 5757
RT-SET	S 6551
Peak Broadcast Systems USA	S 6569

Cameras, Lenses, Accessories

EVS Broadcast Equipment	L 1507
NEC America	L 2037
ParkerVision	L 2044
Radamec	L 2616
Television Engineering	L 5627
Philips	L 6910
See LDK6000	pg 140
Glidecam Industries	L 7256
Aerial Films	L 7261
Hitachi	L 7507
Toshiba	L 7544
Panasonic	L 8236
See AJ-D610WA	pg 136
Belden	L 8478
Thomson Broadcast	L 9609
See 1707	pg 159
DRS Ahead Technology	L 9619
K&H Products	L10376
ADC Telecommunications	L10982
Electrophysics	L11253
Complex	L11281
Cinekinetic	L11336
Tiffen Mfg Corp	L11581
Innovision Optics	L11773
Ikegami	L11831
Ikegami	L11831
See HK-387W/387PW	pg 140
See HDK-790D/ HDK-79D	pg 140
Angenieux	L11835
See 11.5x5.3	pg 138
See 12x5.3 AIF HR series lens	pg 248
See 15x8.3AIF	pg 248
Century Precision Optics	L11839
Canon	L11848
Telemetrics	L11852
Band Pro Film/Video	L11871
ProSource/BMI	L11878
Mohawk/CDT	L11933

BE FAST TRACK

Sony	L12107
See HDC-900/950	pg 159
JVC	L12118
Bogen	L12342
See Manfrotto Carbon One series	pg 248
ARRI	L12371
Techflex	L12550
Lee Filters	L12571
Tron-Tek	L12855
Fujinon	L12918
See DigiPower 20	pg 248
Nemal Electronics	L13120
Aspen Electronics	L13146
WolfVision	M 8369
Porter Case	M 8947
Transvideo	S 5963
Elmo	S 6054
3DV Systems	T 1656

Character Generators, Prompters and Captioning

Softel	I 5715
Video Data Systems	I 6142
Video Data Systems	I 6142
Norpak	I 6815
Screen Subtitling Systems	L 1648
Pixel Power	L 2037
ParkerVision	L 2044
Aston Electronic Designs	L 2609
Image Logic	L 5756
Mirror Image Teleprompter	L 7020
EEG Enterprises	L 8769
Tekskil Industries	L 8774
Multidyne	L 9144
Leitch	L 9328
Pinnacle	L 9457
See Rocket for FXDeko	pg 160
Caption Colorado	L 9976
Listec Video	L10551
Comprompter	L11076

Knox Video	L11238
Horita	L11350
Telescript	L12122
QTV	L12360
Magic Teleprompting	L12536
CPC	L12554
Chyron	L12908
Chyron	L12908
Fujinon	L12918
Evertz	L13261
Leapfrog Productions	M 9059
Motion Analysis	M 9872
Cavena Image Products	S 3268
Mixed Signals/ULTECH	S 3816
Inscriber	S 4751
See TitleMotion	pg 160
See Inscribe Live!Studio	pg 160
Videonics	S 4915
Compix Media	S 5460
Transvideo	S 5963
Peak Broadcast Systems USA	S 6569

Computers & Peripherals

Hoodman	I 5736
Ergo	I 5739
Matrox	I 6514
Kingston Technology	I 6536
Norpak	I 6815
Soundscape	I 6939
Optibase	I 7118
Intel	I 7133
ANDATACO	I 7418
Avitech International	I 7436
Tektronix	L 913
Fortel DTV	L 1806
Ampex Data System Corporation	L 2003
StorageTek	L 2616
Miranda Technology	L 3330
IBM	L 3337
Fast Forward Video	L 4954
Image Logic	L 5756
Rorke Data	L 6061
Philips	L 6910
Gefen Inc	L 7038
Proximity Corporation	L 7253
Addenda Electronics	L 7939
Hotronic	L 9243

Telex Communications	L 9366
Pinnacle	L 9457
Adrienne Electronics	L12321
ICS Advent	L12582
Boland Communications	L12680
MASTERCLOCK	L13168
ICE	M 7045
MediaFORM	M 7670
Zandar Technologies	M 7740
JMR Electronics	M 8351
Appian Graphics	M 8473
Compaq	M 8757
Porter Case	M 8947
Hitachi Software	M 9438
Apple Computer	M 9527
Crystal Group	M 9831
Transoft Networks	M 9864
Antex Electronics	R 687
Digigram	R 1456
HHB Communications	R 2360
LPB	R 2370
Audio Processing Technology	R 2390
Sonic Science	R 2393
Storage Concepts	S 3259
DataDirect Networks	S 3427
Hammer Storage Solutions	S 3431
Quantum	S 3445
ATTO	S 3450
Silicon Graphics	S 4131
Intergraph	S 4145
Harmonic	S 4576
Ensemble Designs	S 4737
Viewgraphics	S 4745
Evans & Sutherland	S 4862
Divicom	S 5539
Digital Audio Labs	S 5763
Computer Modules	T 2247

Dealers, Distributors

Edgewise Media	I 5734, L12512
VidiPax	I 6818
Computer Engineering	L 1948
American Eagle Financial	L 2208
Sencore Electronics	L 3107
Crispin	L 3507
Sure Shot Transmissions	L 3629
IMMAD	L 3647
Tower Engineering Consultants Inc	L 5219

Planning a purchase?

www.broadcastengineering.com

for the best in technical information

Multimedia Accessories	L 5544
Professional Label	L 5733
Production Garden Music	L 5938
Lemo	L 6333
TRF Production Music Library	L 6412
Theatre Service & Supply Corp	L 6530
Pro music	L 6546, S 4543
Broadcasters General Store L 6712, R 2383	
BSW-Broadcast Supply Worldwide ... L 6713,	R 3465
American Capital Group	L 6746
Technec	L 7056
Winemiller Communications	L 7261
Cinemills	L 7327
Acoustical Solutions	L 7338
Whirlwind	L 7433
Carpel Video	L 7838
Yale Electronics	L 8678
B&H Photo	L 8778, R 1489
Techni-Tool	L 8845
Media Concepts	L 9231
CamMate Systems/Studios	L 9386
Hi-Tech Enterprises	L 9522
Tentel	L 9756
Clark Wire & Cable	L10986
Nalpak Video Sales	L11074
FirstCom Music	L11652, R 3668
H L Dalis	L11778
Band Pro Film/Video	L11871
ProSource/BMI	L11878
LeFLANC Broadcast	L12355
Bi-Tronics	L12412
Balboa Capital	L12839
North Star/Best Power	L12852
Systems Wireless	L12964
Express Video Supply	L13102
Broadcast Store (BCS)	L13208
United States Broadcast	L13239
E-N-G Mobile Systems	L13280
Synelec	M 8972
TGI North America Inc/Fastforms	R 683
Bext	R 1065
Computer Concepts	R 1069
NPR Satellite Services	R 1159
Superior Broadcast	R 1487
Audio Intervisual Design	R 1493
Kintronic Labs	R 1565
Location Sound	R 1791
Talk America Radio Network	R 2272
Independent Audio/Sonifex	R 2294
HHB Communications	R 2360
Armstrong Transmitter	R 2366
LPB	R 2370
Broadcast Richmond	R 2393
Crouse-Kimzey	R 2567
Bradley Broadcast Sales	R 2657
Dataworld	R 2660
QEI	R 2678
Coffey Sound	R 2693
Professional Audio Supply	R 2695
Professional Sound	R 3392
D&C Electronics	R 3666
Phasetek	R 4089
CaptionMax	S 2958
Preferred Video Products	S 3122

Desktop Video

Matrox	I 6514
Blossom Technologies	I 6539
Imagine Products	L 8943
Leitch	L 9328
Play	L10982
Canopus	M 7731
AIST	M10130
Viewgraphics	S 4745
Accom	S 4909
See Affinity Nonlinear edit syst... pg 160	
NewTek	S 4931
DVS Digital Video	S 4941

Digital Audio Workstations

Soundscape	I 6939
Doremi Labs	L 517
Delta Designs	L 6846
Otari	L 9741
Avid	L11031
TASCAM/Teac Professional	L12944
AMS Neve	L21637
Delta Designs	M 7927
Merging Technologies	M 9737
DSP North America	R 385
Netia Digital Audio	R 496
Soundtracs	R 669
TC Electronic	R 1059
See Spark 1.5	
Pristine Systems	R 1161
Fairlight USA	R 1180
Digigram	R 1456
Arrakis	R 1574
Roland	R 2063
Solid State Logic	R 2074
AKAI Musical Instrument	R 2091
360 Systems	R 3163
Prophet Systems	R 3189
Cartworks/dbm Systems	R 3489
Orban	R 3686
Studer	R 4073
DigiDesign	R 4086
Alias/Wavefront	S 4121
Sonic Foundry	S 5157
Sonic Solutions	S 5531
Digital Audio Labs	S 5763

Duplication & Distribution Equipment and Services

ESE	L11233
Dwight Cavendish	L11354
MediaFORM	M 7670
Microboards Technology	S 4572

Something's afoot...



Circle (258) on Free Info Card

Film Equipment & Services

Pandora International Limited	L 4458
Innovation TK	L 5358
Sprocket Digital	L 5854
Cintel	L 6344
Da Vinci Systems	L 6351
Philips	L 6910
See Shadow	pg 162
Quantel	L11048
Sony	L12107
Ross	L12326
ARRI	L12371
Evertz	L13261

Graphics and Animation Systems

auto.des.sys	I 7127
Weather Central	L 2016
Pixel Power	L 2037
Pixel Power	L 2037
Sierra Video Systems	L 4654
Leitch	L 9328
Digital Processing Systems	L 9383
See dpsReality	pg 164
Pinnacle	L 9457
Burst Electronics	L 9975
Play	L10982
See Electric Image:Universe	pg 164
Avid	L11031
Quantel	L11048
Chyron	L12908
See Duet MPx option	pg 252
ICE	M 7045
Boris FX/Artel Software	M 7445
Artbeats Software	M 8354
InSpeck	M 8778
Adobe Systems	M 9221
Motion Analysis	M 9872
Princeton Video Image	M10366
Interactive Effects	S 2952
Orad	S 3132
Digimation	S 3424
Brainstorm Multimedia	S 3656
Puffin Designs	S 3762
Discreet Logic	S 4103
Alias/Wavefront	S 4121
Desktop Images	S 4542
Inscriber	S 4751
Getris Images	S 4927
NewTek	S 4931
Nothing Real	S 4976
SynaPix	S 6557
Peak Broadcast Systems USA	S 6569

Intercom, IFB Products

beyerdynamic	L 5207
Telex Communications	L 9366
See Radiocom BTR-300	pg 252
Clear-Com Systems	L10776
See IMF-102	pg 252
See VOX functions for Matrix	
Plus Digital systemspg	254
Anchor Audio Comms/Portaco	L11780
COMTEK	L12564
Avocet Instruments	L12955
Systems Wireless	L12964
Sierra Automated Systems	R 2380
Comrex	R 3178
JK Audio	R 3659

Lighting Equipment

Videssence	L 1646
K5600	L 5151
Airstar Lighting Balloons	L 5260
Electronic Theatre Controls	L 5751
Dove Systems	L 6730
GAMPRODUCTS	L 6819
GAMPRODUCTS	L 6819
MSE Matthews Studio Equip.	L 7027, S 4415
Frezzi Energy Systems	L 7313
Cinemills	L 7327
Mole-Richardson	L 8243
Desisti Lighting	L 8482
ROSCO/Entertainment Technology	L 8934
IDX Technology/IKON Video	L 9031
Lowel-Light	L 9744
Cool-Lux	L10074
Colortran	L10134
K&H Products	L10376
Play	L10982
See HoloSet	pg 164
Westcott	L11254
Balcar	L11271
brightline	L11639, S 5549
Anton/Bauer	L11862
See ULTRALIGHT	pg 164
See Ultra Day Light	pg 254
ProSource/BMI	L11878
Bogen	L12342
Bogen	L12342
See Luna-Marine housings	pg 254
Sachtler	L12348
ARRI	L12371
Lee Filters	L12571
Chimera	L12573
Allen Osborne	L12674
Kino Flo	L12850
PAG USA	L12912
Alcorn McBride	M 9440
KW/2 Lighting Products	S 5363

Microphones and Accessories

Megatrax Production Music I	6436, R 2257
NVISION	L 543
Artel Video Systems	L 1210
Axon Digital Design	L 2006
Miranda Technology	L 3330
Killer Tracks	L 4851
Vega	L 5160
beyerdynamic	L 5207
beyerdynamic	L 5207
ATI	L 5211
Manhattan Production Music	L 5429
Shure Inc	L 5617
Lectrosonics	L 5812
See UCR210D	pg 164
Production Garden Music	L 5938
TRF Production Music Library	L 6412
Harris	L 6524
OMNIMUSIC	L 6529
Promusic	L 6546, S 4543
Wohler	L 6761
Valentino Production Music	L 6822
Nady Systems	L 6823
Gene Michael Productions	L 7022
Sound Ideas	L 7527, R 3766, S 4116
Sennheiser Electronic	L 7530
Neumann	L 7530
Leitch	L 9328
Telex Communications	L 9366
Crystal Vision	L 9525
Aircraft Production Music Library	L 9625
Otari	L 9741
Television Eq. - Matthey/Metawave	L 9753
Grass Valley Group	L11018
FirstCom Music	L11652, R 3668
Micron Audio Products	L11873
Sony	L12107
Bogen	L12342
COMTEK	L12564
AMS Neve	L21637
Digital Juice	M 7664
Creative Support Services	M 7941
Sonic Desktop Software	M10336
musicmusicmusic	R 374
615 Music Library	R 378
DSP North America	R 385
Martinsound	R 582
TGI North America Inc/Fastforms	R 683
DPA Microphones	R 683
Cad Professional Microphones	R 796
TC Electronic	R 1059
AKG	R 1396
Audio Intervisual Design	R 1493
Harrison by GLW	R 1569
Rycote Microphone Windshields	R 2254
Independent Audio/Sonifex	R 2294
Sonic Science	R 2393
Azden	R 2666
Audio-Technica	R 2970
See AT4047/SV	pg 166
See U100 Series	pg 254
See AT895 Adaptive-Array	pg 166
Groove Addicts	R 3390

Sound Devices R 3661
 Ort an R 3686
 Network Music S 4417, L 6738

Sonifex Ltd R 2296
 Armstrong Transmitter R 2366
 Radio Systems R 2663
 QEI R 2678
 AETA Audio R 2680
 MUSICAM USA R 2685
 Moseley Associates R 3174
 Comrex R 3178
 Henry Engineering R 3389
 JK Audio R 3659
 Broadcast Electronics Inc R 3682
 Bi-Directional Microwave R 3959
 AEQ R 4066
 Fiber Options S 3253
 Video Products Group S 3574
 Tiernan Communications S 4162
 See TUI30 pg 172
 Tandberg Television S 4168
 Force Inc S 5357
 Physical Optics S 5648

Microwave, Fiber Optic & Telco Equipment

Opticomm L 7424
 See FMX-48000 pg 258
 See FMV-595 pg 258
 See FMX-5000 pg 168
NVISION L 543
 Alcatel USA L 631
 Artel Video Systems L 1210
 Axon Digital Design L 2006
 NEC America L 2037
ITE_CO L 3243
 Ipitek L 3410
 Ipitek L 3410
 News/Sports Microwave Rental L 3420
 Global Microwave Systems L 3527
 DE Elettronica L 3550
 ATI L 5211
Broadcast Microwave L 5430
 See COFDM pg 172
 See STARLink pg 170
Nucomm L 5451
 See PT/RX6 pg 170
 See Newscaster MMPT6 Series pg 168
 See Dual Stream Plus pg 168
 Microwave Filter L 5829
Harris L 6524
 Wir emiller Communications L 7261
 Adaptive Broadband L 7521
 Coherent Communications L 8680
 Murdyne L 9144
Tele x Communications L 9366
Thomson Broadcast L 9609
 Otai L 9741
 Television Eq. - Matthey/Metawave .. L 9753
Clear-Com Systems L10776
ADC Telecommunications L10982
Wegener L11051
Andrew L12331, T 2538
 Trol-Tek L12855
 Trol-Tek L12855
 NSI L13212
RF Technology L13235
 See ACL series pg 170
 See UNI-Plex pg 168
 See UCL series pg 168
 Eve tz L13261
 Telecast Fiber Systems L13275
 See Viper II pg 170
BAF-GO M 8720
 Communications Specialties M 8968
 See Pure Digital, One Fiber pg 258
FOX COM M 9949
 ABE Elettronica R 1054
 NPR Satellite Services R 1159
 Energy-Onix R 1389
Gentner R 1581
 Screen Service Italia R 1784
 Telco R 2057

Multimedia, CD-ROM, Internet Development

Softel I 5715
 FoNet I 5719
 Cidera I 6020
 Exatel Visual Systems I 6123
 SightPath I 6232
 Liquid Audio I 6433
 Matrox I 6514
 Microcast I 6532
 Blossom Technologies I 6539
 LEL Computer Systems I 6718
 iBeam Broadcasting I 6730
 Norpak I 6815
 Spot Taxi.com I 6830
 Optibase I 7118
 SkyStream I 7433
 RealNetworks Inc. I 7439
Pixelmetrix L 206
 Mitsubishi Electronics L 835, M7470
AgileVision L 1746
 Cinebase Software L 2649
TeraNex L 3723
 Applied Digital L 5606
 Rorke Data L 6061
 Non-Stop Music Library L 6747, S 5957
 Media 100 L 6857
Philips L 6910
Panasonic L 8236
Leitch L 9328
 Odetics L 9341
 Digital Processing Systems L 9383
Pinnacle L 9457
 See MEDIASTREAM 300 pg 220
 See MEDIASTREAM 300 pg 220
Play L10982
 Avid L11031
 A.F. Associates L11522
Sony L12107
MATCO L12339
Chyron L12908
 Lysis M 7064

Are We missing something?



Circle (259) on the Free Info Card

BE FAST TRACK

Klotz Digital	M 7173, R 3798
Optivision	M 7454
Sanyo Fisher	M 7657
Obvious Technology	M 7662
VBrick Systems	M 7770
Zapex Technologies	M 7962
InterVu	M 8469
Symah Vision	M 8676
Virage	M 8751
Compaq	M 8757
ImaginOn	M 9474
PixelTools Corporation	M 9540
Spruce Technologies	M 9722
Promax Technology	M 9735
Excalibur Technologies	M 9776
Terran Interactive	M 9827
MediaSite	M 9860
Intelligent Media	M 9919
Specialized Technology Group/3DFX	M10127
InnovaCom	M10160
Darim Vision	M10167
Astarte GmbH	M10422
RadioScape	R 588
Dalet Digital Media	R 1096
Telos	R 2057
MUSICAM USA	R 2685
Inovonics	R 2978
Circuit Research Labs	R 3197
WebPresence	R 3398
Broadcast Electronics Inc	R 3682
Orban	R 3686
Hardata	R 3693
DigiDesign	R 4086
Scott Studios	R 4093
Daikin U.S. Comtec Laboratories	S 3127
Orad	S 3132
DataDirect Networks	S 3427
Hammer Storage Solutions	S 3431
Puffin Designs	S 3762
Fast Multimedia	S 4150
Digital Vision	S 4156
Pioneer New Media	S 4657
Sonic Foundry	S 5157
Vsoft	S 5163
Sonic Solutions	S 5531
Keops Broadcast	S 5536
Open TV	S 5553
Minerva Systems	S 6045
RT-SET	S 6551
Microspace Communications	T 439
SoftNI Corporation	T 934
GE American Communications Inc	T 1150
International Datacasting	T 1638
Globecom Systems	T 1727
Wold International	T 1939
Globecom Systems	T 2045
Unique ID Software	T 2633
Kencast	T 2648

Power Products, Batteries, Generators, UPS

MGE UPS Systems	I 7130
Staco Energy Products	L 5205
Northern Technologies	L 5830
Control Concepts	L 6213, S 5645
Victory Cinevideo Battery	L 6729
Frezzi Energy Systems	L 7313
Mole-Richardson	L 8243
Belden	L 8478
Techni-Tool	L 8845
IDX Technology/IKON Video	L 9031
IDX Technology/IKON Video	L 9031
Lightning Eliminator & Consultants	L 9143
Telex Communications	L 9366
Dorrough Electronic	L 9769
Cool-Lux	L10074
Anton/Bauer	L11862
See Hytron System	pg 260
See SPS-70	pg 260
Neutrik	L12139
Sachtler	L12348
Lightning Control Systems	L12663
Kino Flo	L12850
North Star/Best Power	L12852
See Unity/I	pg 172
See FERRUPS	pg 172
See Best Power Axxium Pro	pg 260
See Best Power Axxium Tri-Star	pg 260
PAG USA	L12912
See AR Series 2	pg 172
See Lithium-Ion time batteries	pg 172
Aspen Electronics	L13146
United States Broadcast	L13239
Warner Electric	R 1191, L 6046
Equi=Tech	R 2580
ERI - Electronics Research	R 3166
Pulizzi Engineering	S 3433
Exeltech	T 334

Production Switchers & Video Effects, Keyers

e-StudioLIVE (formerly ECHOLab Inc)	I 5819, L 9780
See 2D DVE option for ECHOLab 5000	
SuperSwitchers	pg 172
See SuperSwitcher 5000	pg 184
Miles	L 1931
NEC America	L 2037
Sierra Video Systems	L 4654
Harris	L 6524
Media 100	L 6857
Philips	L 6910
TecNec	L 7056
Image Video	L 7310
Panasonic	L 8236
Video Gainesville	L 9217
Hotronic	L 9243
Digital Processing Systems	L 9383
Pinnacle	L 9457
See PDS 9000	pg 172
Broadcast Video Systems	L 9519
Broadcast Video Systems	L 9519
See TDI-200	pg 260
See Masterkey 4 Analog linear keyer	pg 260
Crystal Vision	L 9525
Thomson Broadcast	L 9609
See Alteo series	pg 183
ULTIMATE	L 9774
Play	L10982
See Trinity 2.0	pg 184
Grass Valley Group	L11018
See Kalypso	pg 183
Avid	L11031
Snell & Wilcox	L11039
See HD 1200 DVE "DaVE Alone"	pg 174
See Golden DaVE	pg 174
See HD DaVE Production Switcher Line	pg 184
Quantel	L11048
Sony	L12107
Ross	L12326
See Digital upgrade for GVG 100/110 switchers	pg 174
See RVS210D & RVS 216D	pg 184
See Synergy 1	pg 174
Chyron	L12908
Videotek	L12924
Videotek	L12924
Evertz	L13261
ICE	M 7045
Boris FX/Artel Software	M 7445
Adobe Systems	M 9221
Studer	R 4073
DigiEffects	S 3305
Puffin Designs	S 3762
Discreet Logic	S 4103
AliasWavefront	S 4121
Ensemble Designs	S 4737
Accom	S 4909
Videonics	S 4915
NewTek	S 4931

**BE'S NAB
ONLINE
DAILY**

Don't miss Broadcast Engineering's complete, up-to-the-minute coverage of NAB. Go to WWW.BROADCASTENGINEERING.COM for the latest show news, products and tips.

Recording Media & Accessories

Audiolab Electronics	L 5201
Data Security	L 5204
Professional Label	L 5733
Garner Industries	L 7023
RTI	L 7845
Videomagnetics	L11333
Sony	L12107
See BCT-MX videocassettes	pg 186
JVC	L12118
TASCAM/Teac Professional	L12944
Apogee Electronics	M 8453
CTX Opto	M 8960
HHB Communications	R 2360

Satellite Equipment & Services

Lucent Technologies	L 2632
Microwave Filter	L 5829
Scientific-Atlanta	L 6338
Thomson Components & Tubes	L 6733
Philips	L 6910
Marconi Applied Technologies	L 9061
See N63123/5/8 DUA Stellar	pg 262
See Stellar	pg 186
Advent Communications	L10466
Wegener	L11051
See Compel	pg 262
See UNITY 500	pg 186
See Unity 5000	pg 262
Andrew	L12331, T 2538
AVCOM of Virginia	L12633
BARCO	M 8720
DH Satellite	OD 420
Antex Electronics	R 687
NSN Network Services	R 2581
Standard Communications	S 4127
Tiernan Communications	S 4162
ATCi	S 5236
Force Inc	S 5357
Eagle Communications	T 729
SSE Telecom	T 1242
Newpoint Technology	T 1347
ComStream	T 1450
Norsat International	T 1453
Channel Master	T 1650
MITEQ	T 1752
Comtech Antenna Systems	T 1835
Newtec America	T 1941
MCL	T 2028
MCL	T 2028
Logic Innovations	T 2240
Multipoint	T 2245
CPI Satcom	T 2345
LNR Communications	T 2541
Dawn Satellite	T 2635
Vertex Communications	T 2651

RF Feedline, Waveguide & Components and Towers, Services

Technology for Communication	L 848
Motorola	L 2604
International Towers	L 4451
Doty Moore Tower Services	L 5217
MYAT	L 5613
Shively Labs	L 5813, R 1074
Stanless	L 5913
Thomson Components & Tubes	L 6733
Burle Industries	L 6912
CPI Eimac	L 7017
See K2	pg 186
See K2 Squared IOT amps	pg 186
Dielectric	L 8205, R 3789
Marconi Applied Technologies	L 9061
See IOT900/D3000	pg 186
Micro Communications	L10374
ADC Broadcast	L10982, L 543
SWR	L11866
Andrew	L12331, T 2538
LeELANC Broadcast	L12355
RFS Broadcast	L12366
Kline Towers	L12966
Central Tower	L12974
ROHN	L13252
Magnum Towers	R 673
DASTO	R 682
Bird Electronic	R 852
Antenna ID Products	R 2356
Altronic Research	R 2363
Penta Labs	R 2565
Coaxial Dynamics	R 2668
Flash Technology	R 2671
Econco	R 2682
Silicon Valley Power Amplifiers	R 2697
Sveltana Electron Devices	R 2854
Phillystran	R 2955
ERI - Electronics Research	R 3166
Radiacion Y Microondas, S	R 3194
Horseywell Hughey & Philli	R 3767
Allied Tower	R 3960
Phasetek	R 4089
Litton Electron Devices	T 2238, L 5927

Studio & Facility Support Products & Accessories

Softel	I 5715
Ergo	I 5739
e-StudioLIVE (formerly ECHOlab Inc)	I 5819, L 9780
See e-Studio 5000	pg 268
AARDVARK	I 6124
A&J Cases	I 6432
Norpak	I 6815
Electrorack	I 7422
Baron Services	L 843
Kavouras	L 907
Tektronix	L 913
Ampex Data System Corporation	L 2003
Weather Central	L 2016
Automated Weather Source	L 2312
Louth	L 2623
See Weblink	pg 262

Where'd they go?



Circle (260) on the Free Info Card

BE FAST TRACK

Lucent Technologies	L 2632	Nalpak Video Sales	L11074	MilesTek Inc	S 3250
Williams Vyvx Services	L 2645	ESE	L11233	Storage Concepts	S 3259
J C Williamson Technologies	L 4647	Media Computing	L11250	Kart-A-Bag	S 3335
Nucomm	L 5451	Videomagnetics	L11333	Mindport	S 3439
TBC Consoles	L 5847	Horita	L11350	Winsted	S 3550, L10137
APW Enclosures	L 6330	AccuWeather	L11576	Brainstorm Multimedia	S 3656
APW Enclosures	L 6330	Thermodyne International	L11655	Mixed Signals/ULTECH	S 3816
Harris	L 6524	Vetronix	L12320	Astro Systems	S 3877
See LINKplus	pg 188	Sachtler	L12348	Tandberg Television	S 4168
Dove Systems	L 6730	Allen Avionics	L12410	See Evolution 5000 Multiplex Element	
GAMPRODUCTS	L 6819	Allen Avionics	L12410	Manager	pg 188
Delta Designs	L 6846	CPC	L12554	See Evolution 5000 Multiplexer	pg 188
Philips	L 6910	Rip-Tie	L12572	Viewgraphics	S 4745
American Studio Equipment	L 6947	Hardigg	L12637	Canal +	S 5072
RTI	L 7845	VDP	L12927	Force Inc	S 5357
Dielectric	L 8205, R 3789	CANARE	L12978	WhisperRoom	S 5359
Mole-Richardson	L 8243	Tally Display Corp (TDC)	L12982	Divicom	S 5539
Beck	L 8470	MASTERCLOCK	L13168	Solutions Custom Furnishings	S 5760
Telestream	L 8475	Wenger	M 7667	Tamrac	S 5960
See ClipExpress	pg 188	Broadband Networks	M 7762	SSE Telecom	T 1242
Hannay Reels	L 8676	Delta Designs	M 7927	Quintech Electronics	T 1338
EEG Enterprises	L 8769	Nelson Case	M 8740	COMSAT	T 1641
Electronic Associates	L 8843	Porter Case	M 8947	SiCOM	T 1750
Techni-Tool	L 8845	Chief Manufacturing	M 8957	M&C Systems	T 1938
Imagine Products	L 8943	AMCO Engineering	M 9064	KeyWest Technology	L12636
Multidyne	L 9144	Agilent	M 9370	Faraday Technology	L12650
Broadcast Video Systems	L 9519	C-Cube	M 9619	Chyron	L12908
See VC-2	pg 264	Tadiran Scopus	M10135	Videotek	L12924
See CVC-21	pg 188	Middle Atlantic Products	M10164	Avitel	L13242
See VBI 10	pg 266	L&S Radio Communications	R 671	Link Electronics	L13255
See CC-100	pg 264	EDX Engineering	R 677	Evertz	L13261
Thomcast/Comark	L 9609	Signal Transport	R 686	See 7730DAC-HD	pg 196
See Amber	pg 264	Energy-Onix	R 1389	See 7732PFT-HD	pg 192
AT&T	L 9613	Arrakis	R 1574	Zandar Technologies	M 7740
Anvil Cases	L 9751	Gentner	R 1581	Zapex Technologies	M 7962
Lightware	L 9755	Penny & Giles	R 2270	Focus Enhancements	M 7964
Tentel	L 9756	V-Soft	R 2290	RGB Spectrum	M 7967
Pro Cyc	L 9783	V-Soft	R 2290	Folsom Research	M 8532
Advanced Designs	L 9786	Radio Systems	R 2663	See VFC2200	pg 190
Peerless Industries	L 9973	Mager Systems	R 3170	BARCO	M 8720
Storeel	L10139	Moseley Associates	R 3174	Extron	M 8727
Columbine JDS	L10471	Circuit Research Labs	R 3197	Communications Specialties	M 8968
See PSIP Manager	pg 188	E-Z UP International	R 3395	See Scan Do Pro II	pg 190
WSI Corporation	L10971	Burk Technology	R 3460	Specialized Technology Group/3DFX	
ADC Telecommunications	L10982	Davicom Technologies	R 3664	M10127
		Broadcast Electronics Inc	R 3682	Analog Way	M10171
		KD Kanopy	R 3791	TC Electronic	R 1059
		Forecast Consoles	S 2941	See D22	pg 192
		CaptionMax	S 2958	See M*One/D*Two	pg 196

Video over IP • Understanding ATM • Weather systems • Continuing NAB product coverage • A look at CNN News Group • Showcasing KVDC, Las Vegas • Audio consoles in transition

ALL IN APRIL BROADCAST ENGINEERING

Screen Service Italia	R 1784
Astro Systems	S 3877
Intelvideo	S 4118
Digital Vision	S 4156
Tandberg Television	S 4168
See E5500 Mobile Contribution	
Encoder	pg 268
Ensemble Designs	S 4737
Divicom	S 5539
Post Impressions	T 551

System Integrators, Consultants & Misc. Services

Blueline Technology	L 819
Computer Engineering	L 1948
Synergistic Technologies	L 2023
StorageTek	L 2616
IBM	L 3337
Crispin	L 3507
IMIMAD	L 3647
International Towers	L 4451
Television Engineering	L 5627
Options International	L 6751
Hanson Engineers	L 7254
Winemiller Communications	L 7261
Rees Associates	L 7324
Panasonic	L 8236
Beck	L 8470
Netcom	L 8682
Odetics	L 9341
Thomcast/Comark	L 9609
AEC Telecommunications	L10982
Media Computing	L11250
A.F. Associates	L11522
Sony	L12107
LeBLANC Broadcast	L12355
DTA Carlson	L12951
E-N-G Mobile Systems	L13280
Doctor Design	M 9049
AMX	M 9135
Superior Broadcast	R 1487
Armstrong Transmitter	R 2366
LP3	R 2370
Broadcast Richmond	R 2393
Midport	S 3439
Brainstorm Multimedia	S 3656
BBC Resources - Projects	S 3727
Walters-Storyk	S 4017
Keops Broadcast	S 5536
Divicom	S 5539
NCJBE	S 6070
IDB Systems	T 756
NTL	T 1145
Tripoint/RSI Sat Com	T 1156
Commercial Satellite Systems	T 1238
M&C Systems	T 1938
Deutsche Telekom	T 2656

TBCs, Frame Syncs and Conversion Equipment

Fortel DTV	L 1806
Axon Digital Design	L 2006
See ARC-3000	pg 194
See ARC-1000	pg 192
Cobalt Digital	L 2510
Lucent Technologies	L 2632
YEM	L 3117
AJA Video	L 3314
See HD-10C	pg 194
See HD10A	pg 194
Miranda Technology	L 3330
See SDM0871p	pg 192
See ARC-372P	pg 194
Pixel Instruments	L 3529
TeraNex	L 3723
See XA4110PXC-1x3x1	pg 190
Sierra Video Systems	L 4654
Nova Systems	L 5540
Prager Associates	L 6047
Harris	L 6524
Continental	L 6944, R 694
Leader	L 7051
VAS Group	L 7513
Video International	L 7524
Panasonic	L 8236
Beck	L 8470
Video Gainesville	L 9217
See MightyCoder	pg 196
Hotronic	L 9243
Leitch	L 9328
See Monarch	pg 190
Vistek	L 9334
Magni Systems	L 9361
Sigma Electronics	L 9376
Digital Processing Systems	L 9383
Broadcast Video Systems	L 9519
Crystal Vision	L 9525
Thomcast/Comark	L 9609
Thomson Broadcast	L 9609
Comprehensive Video Group	L 9734
Television Eq. - Matthey/Metawave ..	L 9753
Prime Image	L10186
Grass Valley Group	L11018
Snell & Wilcox	L11039
See HD 9000C Cross converter	pg 190
Quantel	L11048
Ikegami	L11831
KeyWest Technology	L11855
Band Pro Film/Video	L11871
Sony	L12107
Ross	L12326
Ross	L12326
LeBLANC Broadcast	L12355
Faroudja Laboratories	L12382
KeyWest Technology	L12636
Faraday Technology	L12650
Chyron	L12908
Videotek	L12924
Avitel	L13242
Link Electronics	L13255
Evertz	L13261
See 7730DAC-HD	pg 196
See 7732PFT-HD	pg 192

*I remember
those guys!*



Circle (261) on the Free Info Card

BE FAST TRACK

Sencore Electronics	L 3107
See AD992 Slip Stream	pg 212
YEM	L 3117
Motorola Broadband (formerly GI)	L 3123
Scientific-Atlanta	L 6338
Harris	L 6524
Philips	L 6910
Philips	L 6910
Adaptive Broadband	L 7521
Video International	L 7524
Leitch	L 9328
Thomson Broadcast	L 9609
Thomcast/Comark	L 9609
Thomson Broadcast	L 9609
Thomcast/Comark	L 9609
Thomson Broadcast	L 9609
See DBE 4140	pg 212
Thomcast/Comark	L 9609
ADC Telecommunications	L10982
Grass Valley Group	L11018
Snell & Wilcox	L11039
Wegener	L11051
Sony	L12107
CPC	L12554
Faraday Technology	L12650
Chyron	L12908
Wavetek Wandel Goltermann	L13286
See WWG-DTS-M	pg 210
Optivision	M 7454
BARCO	M 8720
Extron	M 8727
Vela Research	M 8735
Tadiran Scopus	M10135
Tadiran Scopus	M10135
See CODICO E-1500	pg 210
InnovaCom	M10160
ECI Telecom	S 2938
Preferred Video Products	S 3122
Orad	S 3132
Stradis	S 3313
Mindport	S 3439
Intelvideo	S 4118
Digital Vision	S 4156
Tiernan Communications	S 4162
See THE 10	pg 210
Tandberg Television	S 4168
See PRMX5800	pg 210
Viewgraphics	S 4745
Divicom	S 5539
Minerva Systems	S 6045
Computer Modules	T 2247
LNR Communications	T 2541

Video Editing Systems

Matrox	I 6514
in:sync	I 6520
Blossom Technologies	I 6539
DraCo Systems	I 7122
Editing Technologies	L 928

Miles	L 1931
Pixel Power	L 2037
Editware	L 2306
Vibrant Technologies	L 2637
BUF Technology	L 5533
Applied Digital	L 5606
Electronic Theatre Controls	L 5751
Media 100	L 6857
Philips	L 6910
See EditStream	pg 216
TecNec	L 7056
Addenda Electronics	L 7939
Panasonic	L 8236
Digital Processing Systems	L 9383
See dpsVelocity	pg 214
Pinnacle	L 9457
United Media	L 9731
United Media	L 9731
Omnibus	L10282
Play	L10982
Grass Valley Group	L11018
Avid	L11031
Quantel	L11048
ASACA/ShibaSoku	L11822, M 9335
Sony	L12107
See DNE-2000	pg 216
JVC	L12118
Chyron	L12908
Incite Multimedia	M 7970
Adobe Systems	M 9221
Mackie Designs	M 9373
Promax Technology	M 9735
Antex Electronics	R 687
Eidos Technologies	S 3256
Astro Systems	S 3877
Discreet Logic	S 4103
Fast Multimedia	S 4150
See 601 PrintDVD	pg 214
Accom	S 4909
Sonic Solutions	S 5531
BOXX Technologies	S 6066
See FusionBOXX HD, RenderBOXX, ...	
3DBOXX	pg 216
Applied Magic	S 6545
Post Impressions	T 551

Video Presentation and Projection, Line Doublers

Hoodman	I 5736
Miranda Technology	L 3330
BUF Technology	L 5533
Image Video	L 7310
Hitachi	L 7507
Panasonic	L 8236
DNF Controls	L 8683
Sony	L12107
JVC	L12118
Faroudja Laboratories	L12382
Tally Display Corp (TDC)	L12982
Sanyo Fisher	M 7657
Zandar Technologies	M 7740
Da-Lite Screen	M 7942
Focus Enhancements	M 7964

RGB Spectrum	M 7967
Christie Digital Systems	M 8035
Boeckeler Instruments	M 8043
WolfVision	M 8369
Appian Graphics	M 8473
BARCO	M 8720
Extron	M 8727
See MVP 104	pg 270
Communications Specialties	M 8968
Fujitsu	M 8976
AMX	M 9135
NEC Technologies	M 9352
Navitar	M 9368
Hitachi Software	M 9438
Digital Projection	M 9645
Crestron	M10045
Eiki International	M10157
Analog Way	M10171
E-Z UP International	R 3395
Astro Systems	S 3877
Pioneer New Media	S 4657
Elmo	S 6054

Video Recording, Storage, Playback and Servers

Softel	I 5715
DISC	I 5832
CTI	I 6022
LEL Computer Systems	I 6718
ANDATACO	I 7418
Advanced Digital Information	L 204
Doremi Labs	L 517
See V1U	pg 222
See V1-HD100	pg 218
OxTel	L 602
EMC	L 623
Editing Technologies	L 928
Omneon	L 1431
See Video Area Network	pg 220
Electronica Industriale	L 1443
Pluto Technologies	L 1516
Seachange	L 1523
See 1230 Broadcast MediaCluster	pg 224
Miles	L 1931
Computer Engineering	L 1948
Ampex Data System Corporation	L 2003
Pixel Power	L 2037
Ktech Telecom Inc	L 2048
Aston Electronic Designs	L 2609
StorageTek	L 2616
Lucent Technologies	L 2632
Vibrant Technologies	L 2637
Cinebase Software	L 2649
Adherent	L 3107
FloriCal Systems	L 3248
AJA Video	L 3314
See HDNTV	pg 220
TeraNex	L 3723
Fast Forward Video	L 4954
Applied Digital	L 5606
Rorke Data	L 6061
Philips	L 6910
Proximity Corporation	L 7253

Nos Vemos en Miami

ExpoLatina 2000 DEL 23 AL 25 DE MAYO
Centro de Convenciones de Miami Beach
(Miami Beach Convention Center)

La única exposición comercial enfocada a Latinoamérica que incluye todo tipo de tecnología para la industria del entretenimiento, producción y transmisión.

Vea lo más reciente en... audio • luz • software • efectos especiales • montaje escénico • pirotecnia • proyección • y ¡Más!

Enseñanza profesional y entrenamiento en español.
Descubra a la tecnología de hoy con el giro latinoamericano.

www.expoLatinashow.com
www.etcnyc.net



Meet Me in Miami

ExpoLatina 2000 • 23-25 May
Miami Beach Convention Center

The only all-inclusive technology trade show for Latin American performance, production and broadcasting.

See the latest in... audio • lighting • software • special effects • staging • pyrotechnics • projection • and more!

Professional education and training in Spanish.
Discover today's technology with a Latin American twist.

May 23-25, 2000
Miami Beach Convention Center,
Miami Beach, FL

ExpoLatina es patrocinada por: ExpoLatina is sponsored by:

LIGHTING DIMENSIONS

En Español
MIX

ENTERTAINMENT
DESIGN

S&VC
sound & video construction

ESTA

PUMP UP THE POWER!



LDI-2000

The Entertainment Technology Show

October 20-22, 2000 • Sands Expo & Convention Center • Las Vegas, NV USA • www.ldishow.com • www.etcnyc.net

FOR MORE INFORMATION ON LDI 2000 ...

CALL: 1-800-288-8606 or +1-303-741-2901

FAX: +1-720-489-3165

E-MAIL: trade_shows@intertec.com

VISIT: www.ldishow.com or www.etcnyc.net

MAIL: 5680 Greenwood Plaza Blvd., Suite 100
Englewood, CO 80111 USA

BE FAST TRACK

Vue Tech	L 7839
Panasonic	L 8236
See AJ-HDR150	pg 226
See AJ-D960	pg 222
See AJ-HD3700	pg 226
Panasonic	L 8236
Telestream	L 8475
DNF Controls	L 8683
Imagine Products	L 8943
Leitch	L 9328
See VR440	pg 220
Odetics	L 9341
Digital Processing Systems	L 9383
Pinnacle	L 9457
See MEDIASTREAM 300	pg 220
See MEDIASTREAM 300	pg 220
Thomson Broadcast	L 9609
See Nextore	pg 224
Thomcast/Comark	L 9609
Channelmatic	L10166
Prime Image	L10186
See Time Machine	pg 226
See DM	pg 222
Grass Valley Group	L11018
See Profile XP Media platform	pg 222
Grass Valley Group	L11018
Avid	L11031
Quantel	L11048
ASACA/ShibaSoku	L11822, M 9335
Sony	L12107
See MSW-2000 Series	pg 226
See MAV-2000/S2000	pg 224
JVC	L12118
Ross	L12326
MATCO	L12339
Leightronix	L13244
Link Electronics	L13255
Concurrent Computer	M 6758
Adtec	M 7727
nSTREAMS	M 8373
Vela Research	M 8735
Sun Microsystems	M 8745
Alcorn McBride	M 9440
QuVIS	M 9652
Specialized Tech. Group/3DFX	M10127
InnovaCom	M10160
Medea Corporation	M10354
Computer Concepts	R 1069
CBSI	R 4086
Avica	S 2856
Ciprico	S 2948
See NETArray-1000	pg 220
Preferred Video Products	S 3122
Storage Concepts	S 3259
DataDirect Networks	S 3427
Hammer Storage Solutions	S 3431
Discreet Logic	S 4103
Digital Vision	S 4156
Pioneer New Media	S 4657
Viewgraphics	S 4745
Inscriber	S 4751

Accom	S 4909
See Abekas 6000 Multiflex	pg 218
DVS Digital Video	S 4941
Vsoft	S 5163
Sierra Design Labs	S 5515
Sierra Design Labs	S 5515
See HD270	pg 222
See HD 1.5 Plus	pg 220
Drastic Technologies	S 6066
NCUBE	S 6070
Post Impressions	T 551

Video Routing and Distribution

NVISION	L 543
See Envy	pg 230
See ENVOY7256	pg 232
See ENVOY6904	pg 234
See NV500	pg 228
Artel Video Systems	L 1210
Omneon	L 1431
ISIS Group	L 1510
Network Electronics	L 1627
Fortel DTV	L 1806
TeleCast Group AS	L 1823
Lighthouse Digital Systems	L 1927
Axon Digital Design	L 2006
Utah Comteck	L 2027
Utah Comteck	L 2027
See Utah-1500	pg 234
Adherent	L 3107
AJA Video	L 3314
Miranda Technology	L 3330
See SDA-172P	pg 230
Pixel Instruments	L 3529
Sierra Video Systems	L 4654
BUF Technology	L 5533
Datatek	L 5610
FM Systems	L 5833
Prager Associates	L 6047
Philips	L 6910
See CleverCast Router	pg 234
TecNec	L 7056
Image Video	L 7310
Quartz Electronics	L 7456
Di-Tech	L 7943
Beck	L 8470
DNF Controls	L 8683
Multidyne	L 9144
Hotronic	L 9243
Leitch	L 9328
See Integrator	pg 230
Vistek	L 9334
Sigma Electronics	L 9376
Broadcast Video Systems	L 9519
Thomcast/Comark	L 9609
See Amethyst ASI	pg 232
Television Eq. - Matthey/Metawave ..	L 9753
Burst Electronics	L 9975
Opamp Labs	L10073
Grass Valley Group	L11018
See 7500WB	pg 232
Snell & Wilcox	L11039
ESE	L11233

Knox Video	L11238
Horita	L11350
Telemetrics	L11852
KeyWest Technology	L11855
KeyWest Technology	L11855
Sony	L12107
Adrienne Electronics	L12321
Ross	L12326
KeyWest Technology	L12636
Chyron	L12908
See Eclipse	pg 232
Videotek	L12924
See DDA-104MPEG	pg 230
See DL-800	pg 228
PESA Switching Systems	L12961
See Cougar & Tiger 144x144 ..	pg 230
Avitel	L13242
Leightronix	L13244
Link Electronics	L13255
Evertz	L13261
See 7705E0-HD, 7705OE-HD ..	pg 228
Telecast Fiber Systems	L13275
Extron	M 8727
Vela Research	M 8735
AutoPatch	M 9461
Kramer Electronics	M 9857
Tadiran Scopus	M10135
ABE Elettronica	R 1054
Ward-Beck	R 3763
Astro Systems	S 3877
Viewgraphics	S 4745

Wire, Cable & Connectors

Fortel DTV	L 1806
Benchmark	L 2046
Switchcraft	L 5213
Hosa Technology	L 5629
Gepco International	L 5660
See 552612GFC & 552616GFC ..	pg 274
Lemo	L 6333
Trompeter Electronics	L 6913
Belden	L 8478
Kings Electronics	L 9621
Comprehensive Video Group	L 9734
ADC Telecommunications	L10982
Clark Wire & Cable	L10986
Mohawk/CDT	L11933
Neutrik	L12139
Andrew	L12331, T 2538
Bi-Tronics	L12412
Marshall Electronics	L12634
Faraday Technology	L12650
CANARE	L12978
Wireworks	L13100
Nemal Electronics	L13120
Evertz	L13261
Telecast Fiber Systems	L13275
Extron	M 8727
CommScope	M 9476
Signal Transport	R 686
MilesTek Inc	S 3250
Ensemble Designs	S 4737
Methode Electronics	T 823
See Stratos & LC Fiber Connector ..	pg 274

Windows to the Web



www.pinnaclesys.com

Pinnacle Systems: Pinnacle Systems' broadcast products give professionals the cutting edge tools needed to create dazzling productions faster and more affordably than ever before. These innovative digital video manipulation tools perform a variety of on-air, production, and post-production functions such as the addition of special effects, image management, capture, storage, and play-out, as well as graphics and title creation.



www.folsom.com

Folsom Research: Folsom Research offers a complete line of scan converters, video format converters, scalars, and other image processing products. Our easy-to-navigate website features detailed product specifications, including downloadable files and articles. The site is continuously updated and is always full of new information. To get more information visit www.folsom.com or call toll free at 888-414-7226. Come see us at NAB 2000, Booth #M8532.



www.broadcastengineering.com

Broadcast Engineering: *Broadcast Engineering* is the only technology-driven online magazine in the industry. Its editorial environment delivers practical, informative articles on digital technology, systems integration, management, how-to installation, and systems and equipment maintenance. It is a package geared toward TV stations, cable/telcom, production, post-production, business TV, satellite and interactive television.



www.commscope.com

CommScope, Inc. Is the world's leading manufacturer of coaxial cable and specializes in precision twisted pair and optical transmission cables. CommScope provides the Audio/Video professional with over 30 years of experience in the manufacture of high performance transmission media.



rachelle_thomas@intertec.com

For more information on advertising in the Windows to the Web or on the *Broadcast Engineering* Web site, contact Rachelle Thomas (913) 967-7501 or e-mail at the above address.



www.digidid.com

Upgrading equipment? Need to remarket the replaced equipment? DigiBid provides a ready online marketplace of equipment buyers. Our online auction format makes it easy to sell your equipment.

SYSTEMS
DESIGN
SHOWCASE

Scripps Technology Center

By John Ajamie

In 1995 Home & Garden Television (HGTV) launched out of a new digital facility in Knoxville, TN (see page 40, BE March 1996). Multiple editing, graphics and studio environments, all in a state-of-the-art setting, supported the needs of the fledgling network. By 1998 it was obvious the facility would need to be expanded and updated to meet the growing demands of the now successful HGTV and the newest additions to the Scripps Networks family, Food Network and Do It Yourself (DIY) network. Part of this expansion would include the growing on-line and convergence applications being leveraged with the multipurpose content of the networks. Adopting these new technologies into our creative process, while maintaining the integrity of the core operations throughout the expansion posed a formidable challenge to the project's team. With a pioneer spirit, and a collaborative effort from multiple disciplines, the Scripps Technology Center was successfully opened in October 1999.

The production control room at Scripps Network Center features a Sony DVS 8000C switcher, a Chyron iNFiNiT!, a Quantel Picturebox Twin and Barco Vivaldi monitors. Photos by Robert Wolsch Design.



Production control

The production control room is an environment where everyday operations and the inevitable transition to digital are taken into consideration. The main production area houses a Sony DVS 8000C switcher that is integrated with a Sony 3000 DME, a Chyron iNFiNiT! and a Quantel PictureBox Twin. That complement has served well on all multicamera productions and worked extremely well on the numerous live productions that have been produced out of the control room.

In terms of audio mixing, Scripps Networks has gone through the paces of beta testing with the AMS Neve Libra digital audio console, and the recent addition of the Libra Live software package has established the mixer as the true foundation of our audio production plan. The audio mixing room also has the standard playback options available, utilizing 360 Systems Digicart along with Fostex DAT. A Lighthouse Digital Systems audio router has enabled true digital audio and analog routing of all signals. The router size is 64 digital audio I/O, 128 analog I/O and 112 Madi I/O. All A/D and D/A conversions take place and the Lighthouse router has been integrated with our Philips Jupiter routing control system.

Barco's Vivaldi technology is used for monitoring at the producer's console, along with the video, lighting and audio mixing environments. The system has been particularly helpful in video and lighting. The shader and lighting director can look simultaneously at as many as eight equally calibrated color images as they try to match camera looks on the fly. This eliminates the days where the biggest argument for a shader or L.D. was that reference monitors didn't match. The producers love the ability to see up to four different color images while they are monitoring the production of their shows.

The studio utilizes Sony BVP 90 cameras that are put into studio configuration. Signals are converted from analog to component digital before they enter the production switcher, as is the case with the Sony Beta SP decks used for playback in the tape area. Sony Digital Betacam decks are used to master all productions on digital tape.

A Strand 5155 digitally controlled board controls lighting. The Strand unit utilizes Ethernet connectivity to control dimming and automation in all three of our studios, simultaneously if necessary. We also have a small outboard control unit that allows us to conduct a pre-light independently in one studio while shooting simultaneously in another.

All of the facility's consoles were manufactured by Forecast Consoles and developed with comfort for the crew and clients in mind. A dedicated "client and entourage area" eliminates the disruption of a large group coming into the control room to see a production.



Flat panel LCDs in the Transmission Operations room provide at-a-glance monitoring of network satellite return signals. ILC monitoring and control system are shown at right.

The monitor bridge was developed to give production and directing teams the ability to see the full scope of any production they do. Built in a wrap-around fashion, the bridge can accommodate monitoring for up to 24 different sources and eight cameras at any one time. The program and preview monitoring areas were also built with enough convertible space to accommodate 16:9 monitoring in the future.

Network operations

The network operations department consists of two rooms: the network control room and the technical operations environment. The control room uses two Philips Saturn master control switchers for redundancy. Four digital video and audio processors, one for each network and one spare, feed both switchers. Three Philips Mars bypass switchers are downstream of the master control switchers. A Philips Triton switcher enables monitor control. When the operator selects one of the three networks on the Saturn, the Triton switches to the associated network routing audio and video to various shared monitors and scopes. This cuts down on the number of monitors and scopes needed within the room.

Miranda Kaleido systems were in-

stalled for each network to ensure the integrity of the signal. Our configuration is much like a quad split giving us program video out, satellite downlink, DSS and cable TV inputs. Each network is laid out in an identical manner, which gives the operator the ease in viewing or troubleshooting simply by monitoring the various inputs. Each Kaleido utilizes tally lights that confirm the local avail tones have been sent. Three sets of Dorrrough loudness meters with various audio inputs are below each Kaleido.

The monitor wall includes program and preview Barco CVM 3051 monitors. Below the Barcos are two sets of Dorrrough loudness meters. The left side of the monitor wall displays Media Pool file server channel outputs for the primary Media Pool. The right side of the monitor wall is identical to the left but displays the backup Media Pool.

The Media Pool File Server System consists of three separate servers, a six-channel ingest Media Pool and two mirrored, 10-channel systems, all controlled from Philips Automation. Each Media Pool is configured for on-air operations with 88 hours of disk storage at 50MB/s. The automation system controls the playout chan-

nels in a paired design. This means if one channel is disrupted in a play list the other channel automatically switches to air without missing airtime. The ingest process is done on a Media Pool as well. Here, all program material is first dubbed into our 36-hour Media Pool, edited for correct timing and content and sent to a StorageTek near-line archive library in advance of the air playout needs.

The Philips Automation system was chosen for its multichannel reliability and inherent redundancy. But the caching, playout and purging programs are what make the system work. The Auto-Cache program gets information from the traffic system to automatically dub material from the Odetics cart machine to the Media Pool. Straylight DPL (DVS Purge Library) manages the space on the Media Pools, purging material when it is no longer required on any of the channels. Currently, the media in the Archive are moved in and out manually, but Philips Automation is working to automate that process as well. The Philips Automation System consists of a primary and backup computer system that provides interfaces to the machine control requirements as well as the traffic system. The traffic department can upload the required playlist directly onto the automation system. The system also controls a two-channel Chyron iNFiT!, an Oxtel animated logo inserter and three 360 Systems Digi-carts for voice-overs.

XOrbit software, UltraCast, is an integrated time-of-air encoding system for all three networks. UltraCast interfaces with Philips automation and video encoders to provide timecode accurate data, such as closed captions, V-Chip, crossover links and other data during the broadcast. UltraCast works by monitoring the playlist and matching data files (such as caption provider files) with playlist items. Because the system stores the data, it automatically recalls program data as needed. As a result, HGTV, Food Network and Do It Yourself Network no longer encode tapes with captioning data, providing significant savings on tape and labor costs.

Media archive operations

Scripps Networks' vision for playback was a venue that could accommodate large amounts of stored digital video data, which could be retrieved automatically. Other requirements included investment protection and scalability to meet the needs of Scripps Networks' rapid growth. By using the StorageTek Powderhorn as more than a digital depository for network playback, the team developed a system that houses the media assets in a digital form, while gaining the advantage of easily repurposing that media through other forms of distribution, such as the Internet and video on demand.

The media that would fit best was the 50GB tape offered by StorageTek. The 50GB tape or cartridge is 1/2 inch, metal particle tape packed into a special cartridge shell. At 4:1 compression, typically better than broadcast quality, three to four hours of video can be stored on each cartridge.

The tape transport that would archive and playback this stored video would be the StorageTek Redwood, model SD-3. Playback off the Read/Write Head is 11.1MB/s. The Redwood in a helical format (D3) stores the video. The Redwood transport is attachable to any server or platform via Differential Fast/Wide SCSI or ESCON. It also has an overhead display feature and can be accessed and diagnosed remotely for maintenance and problem resolution.

Another component is the repository for the Redwood tapes. Powderhorn Automated Tape Library is the best solution for scalability and reliability. The Powderhorn (MediaVault) is expandable from 2000 to 6000 slots. Each slot is capable of

storing one 50GB cartridge. Once Scripps Network reaches maximum capacity, the Media Vault will hold over 300TB of data in one library that contains 6000 50GB data cartridges.

Robotics speed is measured by the number of times a robot hand can locate and remove a cartridge from a slot and place it in a Redwood or remove it from the Redwood and place it back in a robotic slot. The Powderhorn is capable of three speeds, 190, 350 and 450 executions per hour. Up to 16 Redwoods can be attached to each Powderhorn so there is plenty of room for expansion. Other features include a cartridge access port allowing entry and extraction of tapes without halting robotic operations. The Powderhorn can also be accessed and diagnosed remotely for maintenance and problem resolution. A view window was installed to display robotic operations to visitors and employees, and a video system allows remote viewing of the robotic hand operations via external monitors.


The tape automation system (Redwoods and Powderhorn) is located approximately 400 feet away from the Philips Media Pool. Differential

Fast/Wide SCSI has a distance limitation of 25 meters or around 65 feet. By utilizing the StorageTek SCSI Extender (SNSE004), this limitation was easily overcome. The SNSE004 takes either single-ended or Differential Fast/Wide SCSI and places it on a Fibre link that connects to another SNSE004 at the destination. At the destination, the SNSE004 converts the Fibre back to SCSI for use at that end. The SNSE004 is capable of bridging distances of up to two kilometers.

Control software termed ACSLS, Automated Cartridge System Library Software, provides the control of the robotics system. It typically runs on a SUN or AIX platform and instructs the Powderhorn to mount, dismount, eject, enter and query various components as well as track tape locations within the automated system. AVAILON software provides tape management and is the link or liaison between the video server and the ACSLS. This program communicates via 10 BaseT or 100 BaseT twisted pair Ethernet utilizing TCP/IP protocol. AVAILON essentially accepts requests from the video server about particular clips or spots that need to be archived or retrieved for playback. By accessing its relational database, AVAILON determines which volume or volumes



The Data Center & Web Hosting Facility provides both traditional web hosting services and serves as a new distribution channels for content and digital assets. Currently over 1400 web sites are supported from the operation.



This archive management environment is the digital content depository for Scripps Networks—HGTV, Food Network and DIY. The robotic archive system in place is a high-density data storage device with capacity to hold up to 300TB of information.

the material resides on. AVALON will then request action from ACSLS on these. Hardware, software and operational status are passed between these components as well. This readily notifies the video server and operator of completed tasks, incomplete tasks and any problems that may have occurred.

The media archive configuration includes one Powderhorn (190) with 2000 slots, five Redwood transports, 10 SNSE004s (SCSI extender) and one SUN Ultra 10 to run ACSLS and AVALON. The 2000 slots provided the required storage capacity for the present needs. The five Redwoods allowed simultaneous archiving and retrieval of video to meet the operational requirements of the site. Significant growth since the installation last summer may require another Redwood transport, increasing the speed and capacity of the Powderhorn to 350 executions per hour and 3000 slots respectively.

Transmission operations

The original HGTV transmission area was housed in four racks within the network operations room. With the addition of two new digital networks and the prospect of more in the future, it quickly became apparent more space would be required for transmis-

sion operations. The solution came in the form of the former engineering shop. This 18' x 18' area had served as one of two engineering shops. Since both maintenance areas were combined into large shop this area came available for technical space.

The first challenge was a UPS. Since the new transmission room adjoined the main electrical room it was relatively simple to set an additional UPS panel. This close proximity was a mixed blessing, however, since it resulted in a 1000 milligauss EMI field extending nearly eight feet into the room. The interference was mitigated to tolerable levels. Strategic placement of the racks further abated the problem.

Once the room was ready the integration could begin. The digital uplink system was designed around the General Instrument (now Motorola) DigiCipher II system. The analog RF path consists of four Miteq modulators. The 70MHz IF from both the analog and digital systems is fed to an Ortel fiber optic frame. From there it is carried over single mode fiber to the uplink shelter where it is upconverted and transmitted.

All audio and video enters the transmission room in a digital format from network operations. Once in transmis-

sion the signal goes through final processing and distribution before being fed to the appropriate transmission chain. In the case of HGTV, the signal is converted to analog and then sent to the VideoCipher II+ encoder. For Food and DIY it is fed directly to the digital inputs of the DigiCipher II.

Monitoring is simple and straightforward. A Videotek VTM-200 provides first line monitoring of each network. The VTM-200 outputs picture, waveform and audio metering on a single VGA display. Three 15" flat LCD panels provide at-a-glance monitoring for the network return signals. Additional monitoring for each satellite downlink is also available at the equipment racks. Measurement critical monitoring is available at the operator console through a small digital router. The router also provides switching and distribution of contribution feeds to network operations, duplications and production. These feeds may be from satellite or fiber. A dedicated MPEG over ATM circuit connects the Scripps Technology Center to New York. This path is used for a daily live show on the Food Network, as well as national connectivity.

In addition to its obvious value as the satellite TOC, we see the transmission operations room as the area where the much-ballyhooed "convergence" of television and data will occur. The room is designed with a dedicated high-speed connection back to the building's main LAN as well as having the capability for multiple DS-3 connections to the outside world. Our belief is that no matter what form the convergence takes; it will be primarily integrated in this room. Whether it is VBI data, IP multicast over satellite, direct SCPC transmission or whatever the future holds, the data will be treated just like other media sources. It will be received in the transmission room from the data center, married to its appropriate audio/video counterpart and uplinked to the viewer.

Satellite uplink

Simultaneous to the transmission and network operations rebuild was the up-

link reconfiguration. Like transmission, this area needed to be expanded to accommodate the additional services.

The uplink is designed with the same triple backup philosophy as the rest of the facility. There are two primary transmission chains: one for the analog service and one for the digital service. Each primary chain is equipped with two, 700 watt TWTAs configured for 1:1 redundancy. Two 3.5kw klystron amplifiers serving as maintenance spares provide additional protection. This third chain, although normally reserved for backup, is also available for ad hoc uplinks should it be required. The entire operation is tied to an NT-based Industrial Logic Corp. monitoring and control system. With three terminals (uplink, transmission and network operations) the ILC monitors and controls all functions with the exception of fault detection and redundancy switching. Any loss of RF output on a main transmit path triggers a fault bringing the backup on line. This method is fast and nearly foolproof since it is not hindered by software, complicated sensing equipment or serial communication latencies.

The heart of the uplink shelter is the Pinzone Engineering custom waveguide switch matrix. Through this system any transmitter may be used to backup any other. This affords the opportunity to take a transmitter off line and still provide 1:1 automatic redundancy using either of the two maintenance spares. Because of the flexibility of the switch matrix it would even be possible (though not desirable) to use a single system in a non-redundant mode to uplink both the digital and analog service. Additionally, the waveguide matrix supports a second antenna through the use of variable phase combiners.

Data Center & Web Hosting Facility

The Data Center & Web Hosting Facility design provides both traditional web hosting services and serves as a new distribution channel for content and digital assets. The data center is built with best-of-breed hardware and software for the Internet space and is designed for high performance delivery of content and full fault toler-

ance and redundancy at every architecture layer.

The center is connected to the Internet via an OC-12 Sonnet Ring which yields 655Mb/s of redundant bandwidth. Internet service provisioning is via UUNET. All routing and switching is accomplished via Cisco 7200 class routers and Cisco 6000 class switches.

All of our E. W. Scripps corporate, flag-ship web sites, are hosted on Sun Enterprise class servers (E-250, E-450, E3500, E-4500, A-3500/A-5000 storage). The servers are connected to multiple internal networks; one for public access and delivery of content, one for backup, and one for communication with backend databases. All servers are architected in either a "cluster" configuration using Veritas Cluster Server or in a "load balanced" arrangement using hardware and software loadbalancing technologies. In addition to the production hardware and software, the facility is equipped with similarly architected development and test servers to serve both internal and third party development and testing.

The data center is also designed to support Microsoft NT based web hosting on a smaller scale. We currently host about 1400 third party, smaller sites on the Microsoft NT platform. The architecture for NT hosting is equivalent to that deployed for Solaris but we employ the Microsoft SQL Server database and the Microsoft Internet information web server with Active Server Page support. In addition, we also support Allaire Cold Fusion on NT.

The facility is also equipped with a Cybex Keyboard/Video/Mouse matrix which allows any of 5 flat screen stations to connect to any of the 50+ servers in the environment. In addition, the Cybex system allows us to remotely connect to the server farm from adjacent offices and conference rooms and project monitor signals onto larger flat screen displays within the data center for group viewing.

Finally, the facility was designed with the future in mind. The data center is strategically placed in proximity to the Digital Archiving operation. We soon hope to converge these two facilities to allow delivery of streaming content in non-

The Design Team:

Client - Scripps Networks consists of HGTV (Home & Garden Television), Food Network and DIY (Do It Yourself) Network.

Scripps Networks Project Team:
Mark Hale, Executive Vice President, Scripps Networks
Bob Baskerville, Vice President of Production Operations
Bryan Falls, Vice President of Post Production & Project Manager
Mike Donovan, Director of Engineering
Bryan Allen, Director of Web Services
John Ajamie, Director of Broadcast Operations
Peter Franks, Director of Computer Animation & Design
Jerry Nantz, Chief Engineer.

Architect Firm: Michael Brady Inc.
General Contractor: Richardson Turner Construction
System Integrator: A.F. Associates.
Tom Michales, Project Manager
John Holt, Senior Project Engineer
Console Design and Fabrication: Forecast Consoles

linear fashion to the multitude of Internet capable outlets.

Building creative impressions

A tour through the facility today demonstrates what we describe as a content creation factory where the media assets are distributed across all media platforms. Our goal is to create an empowering environment where creative and technical talent work towards a common goal of inspiring our viewers. ■

John Ajamie is director of broadcast operations at Scripps Networks.

NEP Supershooters



NEP faced the challenge of building a robust, agile and future-ready mobile production unit, while still keeping it under the 80,000 pound gross weight limit imposed by law. Photos by Mark Brown, Phototech Imaging.

Unwilling to make any compromises on its customers' behalf, NEP Supershooters is giving its clients even more room to create by implementing a next-generation digital strategy on board some of the NEP trucks. The newest digital component truck, Supershooter 20, is about to come out of its build phase, and NEP plans to show off its new baby

Saying, "SS20 looks just like SS18" is one of the highest compliments one can give NEP.

at NAB. The SS20 is a high-capacity truck designed and built for high-end sports and entertainment, such as ESPN's "Sunday Night Football" and the Stanley Cup playoffs. The unit's trailer is 53 feet long, and without the expandos deployed is 8'6" wide. Fully expanded, including the tractor and stairs, the unit measures 74 feet long and 18 feet wide. In keeping with gross weight standards, total

weight does not exceed 80,000lbs.

Those who are familiar with NEP trucks, especially Supershooter 18, will see that SS20 is more evolutionary in design and function than revolutionary. In fact, the design of SS20 is based on the proven design of SS18, which came out in June 1998 and is used for "NFL on Fox." There are several subtle differences and one major difference — the SS20 will be equipped with an 80-input, four-M/E Grass Valley Kalypso Video Production Center (SS18 will also be retrofitted with an 80-input, four-M/E Kalypso, freeing up its GVG 4000-3T 64-input, 3M/E for the new SS7).

Designing the SS20

The SS20 was designed not only to

Keeping in mind a truck's inherently limited rack space, products with a small footprint, like this modular series of Grass Valley 8900 syncs and converters, are a good fit in a mobile environment.



be flexible, but to provide that flexibility without going over the 80,000-pound gross vehicle weight (GVW) permitted by law. That approach to equipping the SS20 translates into account efficiency gains while using the most accommodating gear available.

NEP designs its trucks in-house, putting to good use its many years of broadcast experience. Trucks are uniform throughout the fleet, easing the engineering and maintenance burden and enabling a crew that has worked in another NEP truck to be familiar with any other. Saying, "SS20 looks just like SS18" is one of the highest compliments one can give NEP.

The technology in SS20 is based on client demand and is what helps NEP to provide flexibility to multiple clients. NEP does not make these clients using the SS20 yield to the truck design, but allows flexibility in routing, monitor wall assignments and personnel location, as well as the ability for clients to bring in additional equipment if needed.

There is probably not a single more stressful place for equipment than in a production truck. As such, the equipment in the SS20 has to be able to withstand the rigors of the road. This not only includes vibration during transport, but the wide swings in temperature and humidity that a mobile production truck might face. The environmental hardships are similar to what might be expected on the Space Shuttle. These include repeated temperature changes from well below zero degrees to more than 100 degrees in short periods of time, typically tied with temperature and humidity changes.

Making it work

When designing the SS20, the engineering staff was consulted regarding what it needed to better help them and their clients produce shows in a mobile environment. Input was also solicited from technical directors. The production space around the TD is key: all controls and monitors have to be within good sightline and easy reach of the operators so that they don't have to

strain to do something when a director calls for it. The "feel" has to be natural.

The engineering staff was challenged to avoid second guessing how different clients and TDs would be using the SS20. Because NEP's clients provided input as to how the

is the thought put into the ergonomics of each individual piece of equipment, i.e. a giant-sized control panel for doing a simple task just won't work in an environment where space is at a premium. NEP trucks are designed to allow for the most efficient possible workflow. To that


NEP trucks are designed to allow for the most efficient possible workflow.

truck would be used, the challenge was to find a compromise for all the possible uses and workflow scenarios and to make adjustments and tweaks to satisfy all parties involved.

What makes NEP trucks different

end, and keeping in mind its commitment to maintaining its reputation as innovator in leading mobile truck technology, NEP Supershooters was the first truck company to install a Grass Valley 3000 switcher on board a truck (SS12). NEP

Tektronix 760 stereo phase meters and scope assure the quality of in-unit signal.



NEP SuperShooters


took delivery of a two M/E version of a GVG 3000, but had wanted a three M/E version — and literally sawed the 3000 switcher to better fit the truck. The panels were then mounted on the wall, which is why there are truck versions of the switchers in use today.

Another difference is the wiring for video, audio, control and signal flow. SS20 is wired with the lightest possible gauge and weight to stay under the 80,000lbs GVW limit (even the weight of connectors are considered during design). There's no fiber in the SS20, just a lot of copper for the short hauls

**There's no fiber in
the SS20, just a
lot of copper for
the short hauls needed
in a 53-foot long trailer.**

needed in a 53-foot long trailer where the longest cable run is only 80 feet. Because the SS20 is overwired, a client who wants to add five tape machines will find sufficient wiring, that it is labeled and that enough jack space is available for added equipment. The goal again is flexibility, with the infrastructure design supporting additional or relocated equipment.

NEP's clients have favored Grass Valley Group switchers more than any other as the industry standard for mobile production. The GVG Kalypso Video Production Center is a new concept in switchers, with up to 80 inputs and 48 outputs (with 46 outputs assignable to M/E output or auxiliary bus), four M/Es with four keyers and two utility buses per M/E. The unit's split M/E



Grass Valley Profile-based Live Event Management System (LVS on PDR200) grants the production units a high level of control over content presentation.

technology lets the technical director divide the four keyers in each M/E between two separate background transitions (giving the TD the power of eight M/Es in a four M/E switcher). The clean-feed system gives producers the ability to create two simultaneous, customized productions using any combination of backgrounds and keys from any combination of M/Es, built-in 2D DVE and run-time device control for external devices

such as servers, routers and VTRs, all in a familiar GVG interface panel.

Once installed in the SS20, the Kalypso's ability to network the control panel and frames enables operation of the switcher and the electronics from a different location than for which it is typically configured. Also, Kalypso allows a TD to control both an SD production's electronics frame and an HD production's electronics frame from a sin-

gle control panel. Although no one thought that any production would ever need more than the 64 inputs available on the GVG 4000-3T when it was introduced in 1994, NEP realized that productions are continuously getting more complex with more feeds and thus the need for more switcher inputs. This is where the Kalypso's 80 inputs will

**The engineering team
is responsible for
taking care of and
reporting maintenance
issues related to
the SS20.**

come into play.

Couple the wiring, a bigger PESA Tiger serial digital router and the Kalypso, and the result is one powerful and flexible truck.

On-site engineering

NEP's on-site engineers comprise an important component of the overall design effort. The SS20 will be assigned an engineer-in-charge (EIC), a maintenance engineer and a driver/technician for transportation and additional support as required. The engineering team is responsible for taking care of and reporting maintenance issues related to the SS20. These engineers are savvy about the equipment they must maintain and can solve issues quickly — they know how each piece of the truck works and how the entire truck works together.

TCP/IP on board

NEP Supershooters is beginning to upgrade its current LAN installations to support next-generation digital gear requiring TCP/IP control and connections — gear such as the Kalypso, which can control other gear via standard physical connections and protocols. As well, these high-powered LANS will support the exchange of graphical data. The new media digital gear just

now coming of age (such as Kalypso) will enable NEP to have a single point of connection and control for multiple pieces of equipment (via a combination of legacy serial protocols and new 10/100 Base T devices), offering NEP customers access to media in an intelligent manner, and making life much eas-

ier during the last-minute changes common in the challenging mobile environment. ■

Jeff Joslin is chief engineer and Howie Naugle is senior design engineer for NEP. For more information see www.nepinc.com.

Equipment List

Cameras/Lenses

- 8 Sony BVP 375s
- 6 Canon 70:1 lenses
- 2 Canon 55:1 lenses
- 4 Canon 20:1 IF lenses
- 4 Sony BVP-90s CCD Cameras w/4 point Star Filters
- 8 Matthews Tripods & Vinten Vector 700 Pan Heads
- 4 Vinten Vision 20 Panheads & Tripods for Handhelds

Production

- GVG Kalypso Video Production Center 4 M/E Switcher, 80 Inputs, 2D DVE with 6 channels of effects plus external DVE support
- PESA Tiger Serial Digital Router, 144x224 video, 144x144 analog audio
- Abekas DVEous Dual Twin DVE
- 8 Ward Beck six-channel intercoms

Audio

- Calrec Q2n 128-input audio console
- Pesa Cougar 32x64 audio matrix
- Dolby Surround Sound Encoder & Decoders
- Sony V77 digital processor
- 2 Digicart II digital cart machines
- Denon CD player
- Ward Beck Audio DAs dbx noise/signal processing
- Tektronix 760 Stereo Phase Meter & Scope

- ATI 8x2 Mixers/mic preamps
- Shure SM267 mixers
- Sennheiser, Electrovoice, Shure and Sony microphones

Videotape

- 8 Sony DVW-A500 Digital VTRs
- 2 Sony BVW-D75 Digital I/O Beta VTRs
- 6 Lance Slo Motion Controllers
- 1 Grass Valley Group PDR-200 Profile with LVS Software

Graphics

- Chyron iNFiNiT!
- Pixel Power "Collage" still store

Communications & support equipment

- Telex Adam Matrix Intercom System w/ 12 Powered RTS Channels
- Gray Engineering Generator/Reader
- Leitch Digibus frame syncs and encoders
- GVG 8960 SDI to NTSC converters
- GVG 8960 DEC NTSC to SDI frame sync/converters
- GVG 8981 FF SDI frame syncs
- Videotek DM141s Demodulator

Design team list

- Tom Shelburne, president
- Howard Naugle, senior design engineer



Transmission & Distribution

The basics of maintenance

BY DON MARKLEY

Yes, it's time to talk about simple maintenance again. While this is a subject that has been often treated in prior chapters of this column, even the most cursory visit to many stations reveals that this is still a neglected category. This must stop.

There is now a good reason to improve the station's maintenance policies. The Commission has established a new department responsible for enforcing the Rules and Regulations. The new enforcement group reports directly to the Commission, as opposed to individual bureaus. It appears that they are serious about their job. For example, at least one station has been fined \$4000 for having an inoperative EAS system without either logging that fact or advising the Commission. Remember, if the EAS equipment is found to be defective during the course of a test,

a notation must be made in the station's log. If the outage lasts more than 30 days, the Commission must be notified.

Maintenance simplified

Let's look at this maintenance business in a simple fashion. If equipment is well maintained, it simply works better. If it is kept free from


life, improved stability and simply better performance. If the equipment operates better and lasts longer, two associated responses will follow. First, the suits in the front office will be happy because the station looks better at a less-expensive price. Second, the Commission will be less likely to come down on your head, as properly operating

Markley's Law: Clean equipment works better.

dirt, it will be cooled as designed and will be more stable and have a longer life. The same applies to keeping the operating voltages adjusted to their proper values. Such proper adjustment results in the equipment operating as designed — which normally will mean a longer

equipment is less likely to cast off illegal signals. Come on folks, we have talked about this before. Keep it clean and properly tuned.

It isn't necessary to make some far-reaching mathematical calculation to find out something worthwhile. For example, Newton is claimed to have reached his first great conclusion upon being bonked by a falling apple. Most of us would have reached only the conclusion that one should not sit under an apple tree when fruit is falling. But no, Newton carried this fact into the laws of physics. Now your author has determined that another simple fact of physical behavior has been long overlooked. Let this hereinafter be known as Markley's Law (well, maybe a law is a little too much — perhaps a theorem or an axiom). "Clean equipment works better." There, that's it and I offer this simple proof. Did you ever notice that your car runs better when it is clean? This is noticeable even if only a simple no-brush car wash has done the job. If you have actually taken cloth in hand and done the job yourself, the car acts as if at least 20,000 miles have left. Rattles disappear, the shocks im-



prove and the handling makes a fantastic recovery.

Markley's Law also applies to electronics equipment. If the time is taken to clean up a piece of equipment, accompanied by checking all the operating voltages, touching up the tun-

possible to maintain the level of performance that will match the money the station has spent for the stuff. This doesn't mean that you can skip the manufacturer's school on major systems. It is assumed that all concerned have attended the school before the

Go through the books and the system with the installer.

ing, replacing the burned out pilot lights, wiping off that which is oily and oiling that which is dry — it will work better. Of course, it isn't really just the dirt that is involved, it is making the attempt to bring the equipment into proper operating condition that finds the little problems and cures them. Eliminating the dirt doesn't hurt.

On the serious side

Now for something more serious: A good maintenance technician does not let the first failure of a piece of equipment be the first time that he looks at the book. If the manufacturer installs a system, be on hand and ask questions. Go through the books and the system with the installer to gain as much knowledge as possible right there in the field. If you get brushed off or your questions are not answered, call the installer's boss. While his primary job isn't to be your tutor, he should make every effort to answer reasonable questions and make you comfortable with the equipment.

The same applies to outside engineers brought in to check out some part of the station. Whether they may be called consultants or factory reps, the station is paying dearly to have them on site. You have the right to ask questions and to expect the time to be spent to answer those questions fully. If you don't get those answers, get a new consultant or tell the factory that their rep is lousy. It is best for everyone if the equipment ceases to be a mystery. Definitely, this is best for the station engineer. If the engineer understands the proper operation of a system, it will be

equipment is installed. The final polish on that classroom work is the adjustment and operation of your system on your site. Ask questions, read the book and keep up with the maintenance.

A similar situation exists for smaller pieces of equipment that are installed by the station's staff. Read the book. First, this will probably mean that the equipment is installed correctly. Second, reaching a full understanding of the operation of a piece of equipment will greatly increase the probability that it will be adjusted and operated properly, thereby giving the station the performance that it paid for. Finally, that same knowledge will greatly cut down on the time spent in performing repairs upon a failure. Even if the only repair work done is to take the shotgun approach and replace cards, a little reading can at least tell you which card to replace first.

To summarize: read the manuals. Upon gaining the knowledge of how a system operates, keep it clean and in good working order. Good maintenance will give the station much more bang for the buck by reducing the number of equipment failures and by improving performance. That warm and fuzzy feeling should be from walking into the equipment room and seeing everything working nicely — not from inhaling an excess of burnt Teflon vapor. ■

Don Markley is president of D.L. Markley and Associates, Peoria, IL.



Send questions and comments to:
don_markley@intertec.com

SANIX®

new concept
"Capacitive-Discharge"
 800Hz PULSE GENERATION
BULK ERASERS
FAST
COMPACT
EFFICIENT
RELIABLY ERASE
METAL TAPES

All Models operate on 117V at 3 Amp.
 24 hour continuous duty, no heat build-up.

 <p>3800 For BETACAM-SP-SX Digital BETACAM, MII, VHS, Beta etc 1/2" w METAL-OXIDE</p>	<p>NEW!!</p>  <p>2500 For DVCPRO L-M and Ultra High COERSIVITY MEDIA</p>
 <p>5500 For D2(D1), D3, D5 Large and M-S 3/4" w · 1/2" w all cassette METAL-OXIDE TABLE TOP MODEL</p>	 <p>6000 For D2(D1), D3, DCT Large and M-S 3/4" w · 1/2" w all cassette Up to 1" w · 14" rll all Reel Type METAL-OXIDE MASTER ERASER</p>

REQUEST FULL-LINE CATALOG

U.S.A. DISSTRIIBUTOR
 RTI-RESEAAARCH TECHNOLOGY INT'L.
 4700 CHA SE AVENUE
 LINCOLNWOOD, IL 60646 U.S.A.
PHONE : 847-677-3000
FAX : 847-677-1311

SANIX CORPORATION
 TOKYO, JAPAN FAX : 81-3-3702-9654

Circle (264) on Free Info Card

Repurposing audio and video for the Web

BY PAUL BLACK

The distinguishing suffix “.com” at the end of a phrase is recognized almost universally as being the unique identifier of a web address. At first, public acceptance was slow, but in the last several years, it has become brisk to say the least. The significance of this has not been completely lost on the broadcast industry. However, broadcasters have lagged behind in some areas related to the Web.

Many stations (and cable networks) have long since built their own websites. Some sell advertising that is placed on the website. However, the largest use of the Internet by the broadcast industry has been for promotional purposes. The site is used as an electronic billboard, accessible by the public, to get them to turn on the radio or TV. Other than that, little is done with it.

Recent advances in computer technology may change this condition permanently. The use of “streaming video and audio” is now becoming very common on the Web. “Streaming” is the term used to describe the way in which websites can provide true motion video and audio to a person connected to the Web. Interestingly enough, this concept has made large inroads in video seminars, video conferencing and the websites of some of the music-oriented cable networks, but it has not been heavily exploited by most cable or over-the-air broadcasters.

Ironically, broadcasting has an obvious advantage over the previously mentioned industries: video and audio are its end products. Others merely use these to deliver training to professionals or seminars to interested audiences. Yet, the other industries (particularly the medical and financial sectors of the economy) have lead the way in streaming, both on-demand and live.

Today, the very hardware that is the starting point for streaming on the Web, broadcast video server, exists in many broadcast facilities. The use of



Webcasting allows broadcasters repurpose video and audio for additional viewers via their PCs. Engineers should consider compressing video to decrease download times and employing a web services provider who has ample storage room for video files, such as the data center at Evoke, Louisville, CO.

RAID drive technology, which made broadcast servers possible, is the same technology used by the streaming video sites. The advantages of video servers — multiple user access capability, instantaneous cueing and playback and high reliability — translate well to use for websites. The use of these systems by the broadcaster is the opens the door to “webcasting.”

There are some essential differences in webcasting vs. cable or over-the-air delivery. The first is *public access*. Although all broadcasters do dayparting, broadcasting really means “send it out everywhere and someone will see it.” Webcasting is much more selective in its delivery method, because it is frequently an “on-demand” method. Although the home VCR has made time shifting of programming at the whim of the viewer possible, it still does not allow an on-demand choice the way webcasting does. A discriminating computer user can select and play a program over the Web at any time.

Secondly, *delivered quality to the end-user* is a much larger variable. With the exception of some possible fringe viewers, those in severe multipath situations, or other unusual scenarios, what you transmit is what they see. Everyone gets the same image and sound quality. In webcasting, the final quality usually depends primarily on the type of connection that the user has to the Web, and is much more dependent on the hardware in use. A 166MHz Pentium isn’t going to create as enjoyable an image as a 500MHz MMX-equipped machine with 128MB of RAM.

Webcasting has some unique challenges—and opportunities—from an editorial and business standpoint. But what challenges are there to the production staff and engineers? Surprisingly, the answer is: “not much.”

Like any other delivery medium, the Web will show good production values well and bad ones poorly. From a production standpoint, the focus should be on brevity. Increased running time translates to increased costs. If a thirty-minute “production” can be done in less time without many artistic or editorial com-

promises, the producer should consider doing it in less time.

To begin webcasting, these technical needs must be addressed:

- A video server as a webcast source, and/or an encoder with the correct compression algorithm capability. As the final work is output, it needs to be put into a form and stored in a method that can be used to "feed" the Web. If the destination is a video server that uses a standard video-compression technology, then nothing further is necessary. However, if tape, or some other recording method that is incompatible with webcasting is used, then there has to be "one more box." This can be a "mini-server" in the form of a computer-controlled series of RAID drives with just enough space to hold the final product. The correct encoding software, such as the encoder package from Microsoft's Media Player, will also be necessary for the encoding to take place. Keep in mind the majority of your Internet audience will be connected to the Web at connections of 56kb/s, or less. Webcasters run the risk of losing potential viewers because of long download times accom-

panying large, relatively high-resolution video files. Compressing video files further shortens the amount of time needed to download files.

- A webcast provider. This is an important step. A distinction has to be made here between *web servers* and *media servers*. A *web server* typically functions as a static-item output system. Still images, text, graphics, etc. are its domain. A *media server* has sufficient complexity to provide motion video and associated audio. The hardware is much different and extremely expensive. The decision has to be made as to whether to attempt to create and operate a *media server* in-house (along side the *web server*), or to use an outside provider.

At the current state-of-the-art, the complexity and cost involved in maintaining a media server system is very high. This leads most prospective webcasters to use a service that can accept the final produced product and put it "on the Web." Other benefits of this approach include the ability to provide true "on-demand" capability, and even a report from the provider not unlike a television rating would

be. Data can include times accessed, age groups, how long the product was watched, etc. This information can help a lot in determining the success of the webcast production.

- A "pipeline" to the provider. Employing a hosting service also requires a high-bandwidth link. Other options, including dark fiber, are available but they can be costly. In some cases, on-site storage of the production at the provider's site may help alleviate the costs for such a service.

Webcasting is definitely here to stay. An entire generation is now emerging with the idea of going to the Web for some of the entertainment that, in the past, had been limited to broadcasting and cablecasting. Webcasting is becoming a juggernaut, and like most juggernauts, it requires those in its path to either get on board with it, or be rolled under its wheels. Broadcasters would be well advised to get aboard now. ■

Paul Black is the engineering supervisor for KPIX-TV, San Francisco.

Zandar
TECHNOLOGIES



Innovative MultiViewer Solutions

Compact Standalone Systems

Display up to 6, 16 or 64 Inputs

Analog/SDI Video Input Options

Text, Label, Logo Insertion

**Ethernet, UMD/Tally
Scheduler & Sequencer Options**

WIN 95/98/NT GUI

**Broadcast Multi-Channel Monitoring
in studios, control rooms, OB Vans**

**Mosaic/Barker Channels
for Cable TV service promotions**

**Electronic Program Guides
for promoting channel offerings**

**Multimedia Displays
for events or corporate presentations**

**NAB
#L11883**

Zandar Technologies
The Americas: 305 Vineyard Town Centre, Suite 295
Morgan Hill, CA 95037. 408 782 9725 Fax: 408 782 9825
Headquarters: Triotech House, Abbey Road, Deansgrange
Dublin, Ireland. +353 1 2808945 Fax: +353 1 2808956
Email: sales@zandar.com www.zandar.com

Circle (265) on Free Info Card

Modifying klystron transmitters for DTV

BY SAM ZBOROWSKI

Most klystron transmitters were initially designed to support aural operation at 10 to 20 percent of rated peak visual power. More recently, to conserve energy, many stations have biased their aural amplifiers lower and generate aural power in the range of 2.5 to five percent of peak visual power. Regardless of what aural ratio is transmitted, CATV headend processors are adjusted to notch the aural down to about -16dB (2.5 percent) to achieve acceptable system intermodulation distortion levels.

It is possible to modify existing klystron transmitters to operate the visual klystrons in combined aural/visual analog service, and operate the aural amplifier in DTV service. With appropriate predistortion and additional output filters, one can operate visual level at about -1dB from the existing visual power level with a -16dB aural ratio. The 1dB analog power reduction is essentially imperceptible to existing viewers. DTV service can be supported by biasing the aural klystron to the original (20 percent aural) beam power, tuning to support 6MHz bandwidth, adding a DTV exciter with appropriate predistortion and adding an output band-pass filter. This modification can be achieved at a fraction of the cost of a new full-power DTV transmitter.

DTV power required

Calculations by members of the Advisory Committee for Advanced Television Service (ACATS) and measurements in lab tests by the Advanced Television Test Center (ATTC) indicated that for similar coverage of DTV relative to NTSC, the DTV average power should be approximately 12dB lower than the NTSC peak visual power. Subsequent field testing in Charlotte indicated that the -12dB

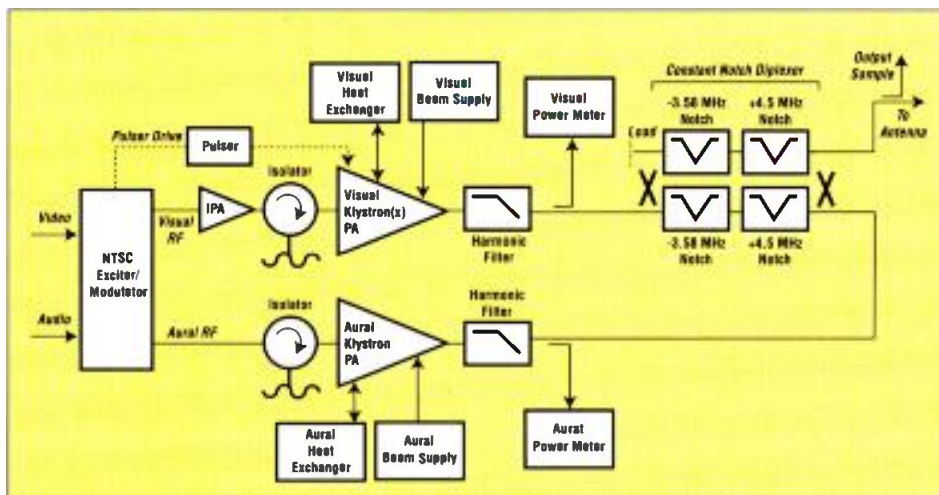


Figure 1. Block diagram of a typical Klystron-based NTSC transmitter. Note that visual and aural input are kept separate through the Klystrons.

ratio was conservative, suggesting that even lower DTV powers could provide equivalent coverage [1].

More recently, the FCC has been wrestling with channel allocations to facilitate a smooth transition to DTV. The Commission's goal is to replicate the Grade B analog NTSC contour for DTV coverage while providing adequate interference protection for each station in a given area. Combinations of existing analog service EIRP and channel and new assigned DTV channel frequency define an enormous range in DTV transmitter power output (TPO) requirements from low VHF to the highest UHF channel to replicate the analog coverage. Across the UHF TV band the variation in EIRP is only about 4dB for equivalent coverage [2]. Since this paper deals with the case of a UHF broadcaster adding a UHF DTV channel, the -12dB power ratio goal will be assumed for discussion.

Existing hardware

Many full-service UHF broadcast stations presently employ transmitters using klystron tubes as output devices. (See Figure 1) Typically, the klystrons used in these transmitters are rated to

produce from about 30 to 70kW peak power each in visual service. A number of recent transmitters have employed Multi-Stage Depressed Collector (MSDC) klystrons to achieve better energy efficiency than conventional klystrons [3]. Most of the operational klystron transmitters now in service in the U.S. are believed to employ some version of the ITS-20 or ITS-20A exciter/modulator. Some exciter/modulators were provided as OEM equipment incorporated within transmitters manufactured by Advanced Broadcast Systems and Astre Systems. The conversion described in this paper applies to transmitters that employ either conventional klystrons or MSDC klystrons.

The exciter/modulator includes jumpers to add the aural IF signal to the visual IF path upstream of the IF predistortion circuits. This aural/visual multiplex feature provides a convenient way to temporarily transmit the combined A/V signal through any one klystron in the event of a klystron, beam supply, heat exchanger or RF diplexer failure. The backup mode requires appropriate RF patch connections to be available in the transmitter RF output transmission lines.

The exciter/modulator RF outputs are rated at several watts peak power, which is typically sufficient to drive the aural klystron directly. On the visual side an intermediate power amplifier (IPA) is usually fitted to provide tens of watts peak power to the power amplifier (PA).

The visual and aural PA outputs are applied to a constant-impedance diplexer assembly which combines the two signals with low loss into one transmission line to drive the antenna [4].

Making the conversion

Analog NTSC side. The exciter/modulator is jumpered to the internally diplexed mode and the pulser, if used, is disabled or removed. A new power metering circuit is added to display the relative power of aural and visual signals at the PA output. The common amplification mode generates more consequential intermodulation products in the klystron amplifier than the visual-only service. In-channel intermod products are largely cancelled by products generated in the IF linearity and incidental phase correctors of the exciter/modulator. An improved incidental phase corrector, optimized for the common amplification service is available to achieve more complete in-channel intermod correction.

The relatively narrow-band klystron cavities significantly attenuate complementary out-of-channel products prior to the final drift space and cavity where most of the PA non-linearity occurs. The major out-of-channel products that exceed the spectral mask lie at -4.5MHz, -3.58MHz and +9.0MHz relative to visual carrier. A series of notch filters must be added to meet the spectral mask. A possible alternative is to retune the existing notch diplexer and add only the additional -3.58MHz notch as shown in Figure 2.

DTV side. A new DTV exciter/modulator is introduced to drive the former aural klystron in DTV service. The exciter/modulator includes an ATSC compliant 8VSB DTV IF modulator. The DTV IF signal is applied to IF predistortion, ALC, upconverter, AGC and RF drive amplifier stages similar to the corresponding sections of the internally diplexed NTSC exciter/modulator. The former aural klystron must be retuned to support the full 6MHz channel bandwidth of the new DTV channel.

(If the new UHF DTV channel assignment lines outside the tuning range of the present klystron, an exchange needs to be negotiated with the klystron vendor.)

The broadband tuning reduces the RF gain, so an additional IPA stage may be required to amplify the drive to the DTV klystron. The existing peak detectors of the transmitter are likely to have slow rise time relative to the DTV symbol rate and fast decay time relative to frequently occurring peak values of the

which must be added to meet the spectral mask requirements.

Tests were completed using a Varian (CPI) VKP 7553S klystron in an RCA TTU-110B UHF transmitter. The operation at 5500W average power with 2.6A beam current in this example is -13dB from the present 110kW peak visual power rating and is within original transmitter ratings of the beam supply and cooling system. The out of band spectral regrowth can be attenuated suf-

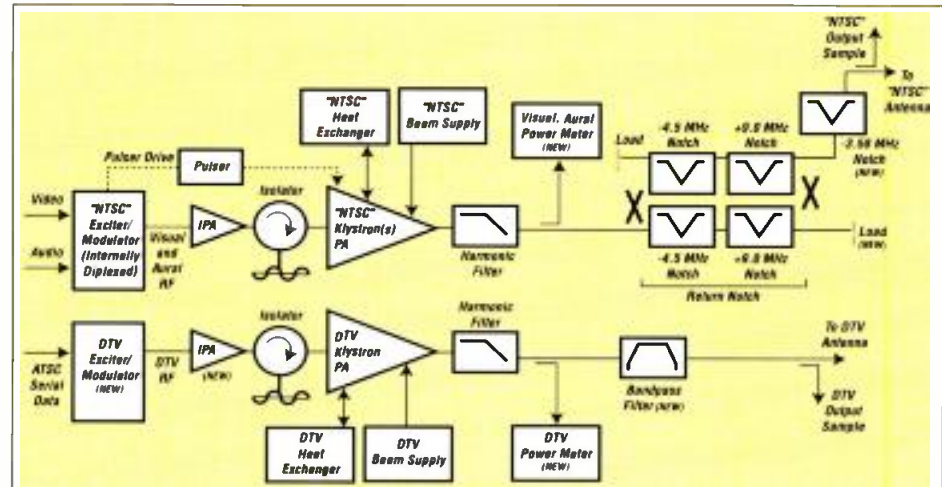


Figure 2. After conversion, audio and video are multiplexed in the old visual PA and the old aural PA is used for DTV.

DTV signal. A new power metering circuit must be fitted to display the average power of the DTV signal.

The DTV signal passing through the nonlinearity of the klystron generates intermodulation products similar to those described in the common amplification case. The spectral shape of the DTV signal is very different from the NTSC in that a data randomizing function disperses the spectral energy about equally across the channel. As a result, the DTV spectrum looks like bandlimited noise on a spectrum analyzer. The flat noise-like signal generates broadband intermod products that fall off gradually from channel edge into the adjacent channels; these intermod products are also called spectral regrowth. In-channel intermod products are generated as well, which are not noticeable on a spectrum analyzer display. As in the NTSC common amplification case, the in-channel intermod products can be nearly cancelled by products generated in the IF pre-distortion circuits. Again, out-of-channel products cannot be complemented well by the IF correctors due to klystron bandwidth limitations. The broadband nature of the intermod products dictates the use of a bandpass filter

sufficiently to meet the DTV spectral mask with available bandpass filters.

The digital SNR achieved is similar to new high-power DTV transmitter offerings. The increased power consumption cost needs to be weighed against the initial cost of a new transmitter. Depending upon the present NTSC transmitter operation, the overall increase in power consumption for the combined NTSC/DTV system may range from 10 to 50 percent. This conversion is one method to approach or meet the desired DTV coverage while minimizing initial hardware costs. ■

For more information on ADC transmitters, circle (725) on the Free Info Card.

REFERENCES

- [1] Summary of Grand Alliance VSB Transmission System Field Test, by Gary Sgrignoli and Richard Citta, NAB 1996 Broadcast Engineering Conference Proceedings.
- [2] Longley-Rice Methodology for Evaluating TV Coverage and Interference, FCC OET Bulletin No. 69, July 2, 1997.
- [3] UHF-TV Klystron Multistage Depressed Collector Program-Second Report, by Earl McCune, NAB 1986 Broadcast Engineering proceedings.
- [4] Aural/Visual Multiplex Operation of Klystron Type UHF Television Transmitters, by R.W. Zborowski, Thesis-Master of Engineering in Engineering Science, Pennsylvania State University, March 1981

Pixelmetrix DVStation: Monitoring the digital broadcast chain

BY DANNY WILSON AND HIDEKI TAKAHASHI

The introduction of MPEG-2 compression technology has dramatically changed the world of television broadcasting. Traditional analog video distribution networks have evolved into packet-based time-division multiplexed systems carrying more than just TV programs. Consumers are expecting not only new services, but also higher-quality and, of course, reliability.

The complexity of fault isolation has become a daunting task. New broadcast systems are starting to look like datacom and telecom networks and we need to start employing some of the proven network monitoring and management techniques established in this packet world. Ultimately, *multiport, multilayer* correlated testing is the key to *active* maintenance of digital video networks.

Compressed digital video

An uncompressed digital video stream has a data rate of approximately 270Mb/s. A single bit error would hardly be noticeable in the picture. MPEG-2 compresses a 270Mb/s down to around 6Mb/s. Because of this high compression ratio, a single bit error in an MPEG stream can corrupt an entire picture or series of pictures. A bit error in an MPEG stream could be noticeable. Error protection methods (Reed-Solomon) employed are robust, which can mask poor signal quality. The higher layer protocols and content will look fine until the signal degrades past the capabilities of the error protection – a cliff effect.

Digital TV systems transport MPEG-compressed programs from contribution sites to uplink facilities to downlink to customers. The programs are multiplexed, modulated, transmitted, demodulated and remultiplexed going through numerous pieces of equipment from different vendors.

These error-sensitive programs are encapsulated in multilayers of protocol and channel coding and traverse a multitude of different and potentially error-prone physical media.

ellite and terrestrial RF transmission networks use different modulation methods: Cable – QAM; satellite – QPSK; and terrestrial systems – 8VSB or COFDM. ATM networks may link contribution sites and distribution centers.

Encoders can create poorly compressed content. Multiplexers can create protocol violations and timing errors. Modulators can output distorted RF signals. ATM networks are sources of timing-related faults due to unpredictable buffering and jitter in the ATM

network. Reflections, noisy amplifiers, dirty connectors, atmospheric variations and solar flares can wreak havoc on RF signal quality.

Service providers need to monitor these test points and measure at different layers to ensure link health.

Digital network monitoring system

Maintaining a reliable broadcast system in a digital world means that you must be able to preemptively detect problems anywhere in the system and

isolate and fix it quickly. Advanced network monitoring techniques enabled by powerful test systems must be employed.

Today, obtaining adequate *Broadcast Intelligence* requires data collection, analysis and correlation on three axis – geography, layer and depth.

DVStation is a multiport, multilayer monitoring solution for digital video networking. A Linux-based integrated LCD/touch panel controls any combination of up to 21 plug-in



Pixelmetrix's DV Station reports multiport correlated status of physical, transport, coding, and quality layers.

This complexity requires powerful, flexible and multidimensional test systems to maintain and manage the network and keep your system far from the edge of the digital cliff.

Multiple physical media

From source to viewer, programs traverse different formats. Encoders, multiplexers and modulators commonly interconnect using standard DVB Asynchronous Serial or Synchronous Parallel Interfaces (ASI/SPI). Cable, sat-

modules. There are three types of modules for monitoring physical, transport, coding and quality:

- Physical line interfaces (ASI, SPI, RF and ATM);
- Transport stream processor; and
- Video quality monitors.

DVStation line interface modules extract transport streams from the incoming signal and data to a Transport Stream Processor (TSP) module. The RF interfaces measure carrier level, carrier-to-noise ratio, bit error rate and error vector magnitude. A constellation diagram on screen indicates any obvious problems. The OC-3 155Mb/s ATM line interface detects physical errors, displays ATM parameter information and extracts transport streams from multiple virtual channels to pass to a TSP module for higher layer testing.

The Transport Stream Processor (TSP) detects protocol errors and measures statistics within the MPEG-2 transport stream. It monitors a stream in accordance to the standardized DVB ETR-290 tests, measures PID bandwidth, PID utilization, PCR Jitter/Interval, T-STD buffer statistics, and SI table compli-

ance, and provides real-time PSI and SI table decodes.

Two modules are available for monitoring video picture quality: a Freeze Frame Detector, which identifies momentary picture outages, and the Quality Monitor Module (QMM), which measures objective picture quality.

The QMM is a single-point measurement, which doesn't require access to the original source. In addition to measuring picture quality, the module also identifies blockiness and loss of color. All impairment events can be recorded into a time-stamped log file.

A single DVStation can simultaneously connect up to 21 points along the transmission chain. Errors propagating through the network can be traced and pinpointed to the faulty link or component before serious problems develop.

Different types of modules can be combined to meet individual test requirements. If only transport layer monitoring is needed, up to 21 transport streams can be monitored simultaneously. If RF and transport monitoring is required, then just add the necessary line interfaces.

DVStation can find problems before they become visible by detecting problems at each layer of the protocol stack. This approach simplifies and reliably finds the root cause of problems.

A physical layer fault, like low C/N ratio, can create more bit errors than the RS algorithm can correct. This fault propagates to errors in transport and elementary layer leading to common errors like a missing slice in a picture. Without multilayer correlation, there would be no way to know the picture glitch was caused by RF problems.

Status at a glance

DVStation reports the status of all ports and layers on a touch-screen LCD. The port status bar at the bottom of the screen shows the health of each port at a single glance. When a problem occurs, simply touch the port showing red bars and DVStation displays all the relevant port status information. The user can pop up the log file to check for any historical problems. ■

Danny Wilson is president and Hideki Takahashi is vice president of marketing at Pixelmetrix Corporation.



Visit us at
NAB 2000
Booth
#L6733

TH 770 IOT
60 kW NTSC
25 kW 8VSB

Whatever your application—analogue or digital—our line of plug-in IOTs provides the solution. The same tube can be used either for NTSC or digital TV (8VSB and COFDM). Which means no more hassle with

Analog & Digital
A lot more versatility. A lot simpler for you.

multiple references. In fact, no more hassle, period: The tube's easy plug-in installation means you don't have to remove the cavity. Making your life simpler from ordering to operation. The bottom line is our tubes save energy. Yours. For more information, e-mail us at: info@tctus.com

THOMSON COMPONENTS AND TUBES Corp.
You need it, we'll supply it

www.tctus.com

Circle (266) on Free Info Card

Field Report

USA Network's squeezeback strategy

BY MARIO PATUTO

The broadcast industry has benefited tremendously from advances in computer technology. Six years ago, cost-effective computers began to be used for a wide range of editing and on-air broadcast applications. Constant improvements in computer performance, price and application software availability have enabled sophisticated computer driven products to take their place alongside traditional broadcast devices.

As part of this transition, on-air video servers now provide a low-cost alternative to traditional videotape technologies. Initially, Motion JPEG-based servers were pressed into service to support caching spot insertion and time delay applications. Propelled by fast-paced improvements in disk storage price/performance and MPEG-2 compression technology, on-air broadcast video servers have moved from early adopter applications to more general on-air playback uses. At network origination facilities, as well as local broadcast stations across the U.S., servers are supplanting VTRs as the device of choice for storing and playing out high-quality video content.

USA Network needs

At USA Networks' operations center in Jersey City, NJ, on-air playout of interstitial and program content is currently supported by a quartet of tape-based cart machines. A planned migration to server-based technology will result in increased system reliability, lower operational costs, and a dramatic improvement in system extensibility, as well as operational flexibility. However, USA determined that it would be prudent to introduce server technology into the operations center in a more limited way, thereby allowing the development of procedures and processes for dealing with

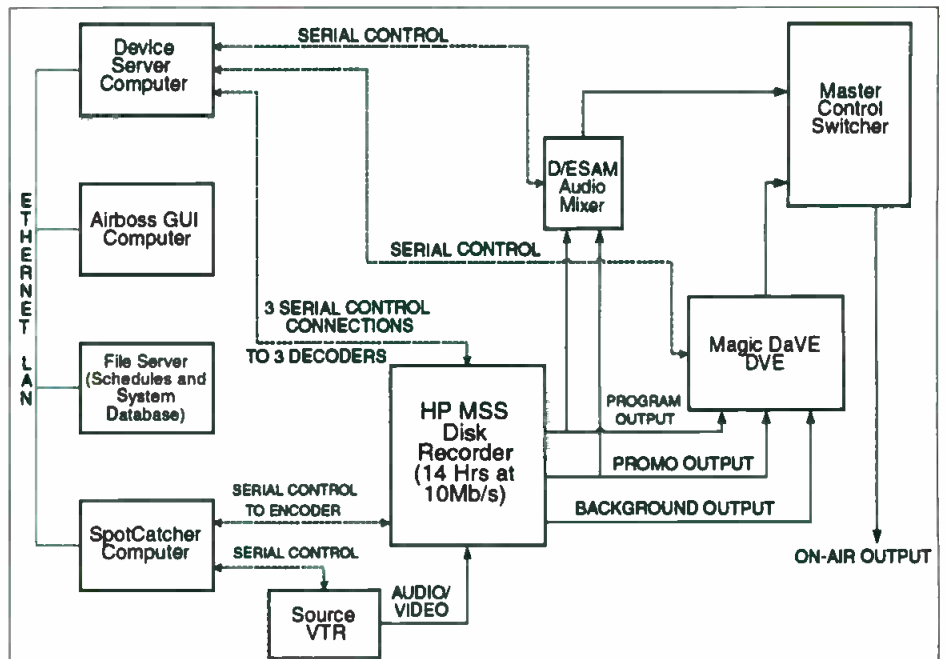


Figure 1. Three of the server outputs are feeding the Magic DaVE and D/ESAM with the output of the DaVE and D/ESAM feeding a crosspoint on the master control switcher. The output of the DaVE and D/ESAM also feed a house router to allow the squeezeback effect to be pre-recorded.

server technology while gauging the real advantages in efficiency and reliability.

During the past few years, networks have tried to make best available use of every second of on-air time. As a result, the industry has taken to running promotional material in a windowed on-air transmission along with the credit rolls that appear during the last few minutes of movie and series segments. The resulting overlay of promotional material on the credit roll is known as a squeezeback effect. Both USA and the Sci-Fi Channel had been having their squeezebacks done in post. Post-production staff indicated that there would be less expense if we could put the squeezebacks together live in the on-air control room of each channel, instead of paying for post time. A budget was created indicating that the cost of two squeezeback systems (one for each channel) could be purchased and installed for approximately the same

cost of one year's worth of post-produced squeezes.

System design

A.F. Associates, Northvale, NJ, was contracted to do the system design and integration. It was decided that the finished system would be independent of the primary program streams coming out of the cart machines. This would allow operators to preview each squeeze sequence and QA the content. Isolating the system would also allow installation and training to take place with no impact on daily broadcast operations.

Two complete systems were installed, one for the USA Network and one for the Sci-Fi Channel. Each system consists of a Pinnacle (formerly Hewlett-Packard) MediaStream Disk Recorder, a Snell & Wilcox Magic DaVE 8D DVE, and a Graham-Patten D/ESAM 400 audio mixer.

Each of the two servers is equipped

with a broadcast quality MPEG-2 4:2:2 encoding system configured with one encoder and four MPEG-2 decoders. The MediaStream servers are configured with parity-protected RAID storage that yields approximately 14 hours of video content storage at an encoding rate of 10Mb/s.

After evaluating various server vendors' product offerings, the MediaStream servers were selected for our application. It provided us with the ability to size and configure the servers to fit our application needs and the price for two servers fell well within our target budget.

The basic requirements of the system included the ability to have the squeezed program and promo superimposed on an animated background. The Magic DaVE's combination of an eight-input switcher and DVE in a single box meant that this could be accomplished within the DaVE itself, instead of having to resort to the additional complexity of keying the DVE output over the background. The Graham-Patten mixer also fit the bill with its serial controlled interface and a reasonable price. It also features a

separate control panel and electronics chassis that simplified cabling runs.

All the hardware for the squeeze-back system is controlled by broadcast plant automation software from Florical Systems. Florical's AirBoss NT automation software and its Spot-Cacher server management software were chosen for this project. Florical's software met our operational requirements for sequencing the squeezeback effect. This, together with its ability to provide frame-accurate control of the system's hardware elements (HP server, Magic DaVE, and D/ESAM) on a single AirBoss output channel was a winning combination.

The basic A/V flow of the system (see Figure 1) has three of the server outputs feeding the Magic DaVE and D/ESAM and the output of the DaVE and D/ESAM feeding a crosspoint on our master control switcher. The output of the DaVE and D/ESAM also fed our house router to allow the squeezeback effect to be pre-recorded, if so desired. The fourth decoder on each MediaStream server is controlled by a single DNF Industries ST4000 device controller. The ST4000 has access to the entire

clip library stored on each server and thus allows any clip in either server to be viewed without interfering with the AirBoss system.

At the start of the project, we were concerned about the difficulty associated with integrating all this new digital equipment into our existing analog facility. As it turned out, we had little difficulty with the physical integration due to the fact that our Pinnacle servers came standard with both analog and digital outputs. The digital outputs were used to feed the DaVE and D/ESAM, while the analog outputs were used for routing and monitoring. The D/ESAMs also offer analog outputs and the Magic DaVEs output was run through a D/A converter.

Operation

Since the squeezeback system is independent of the primary program stream, the master control operators must set each sequence to execute at the appropriate time based on the primary schedule and then switch to the DaVE-D/ESAM crosspoint on the master control switcher.

The basic operation of the system

Visit us at
NAB 2000
Booth
#L6733

TH 755 IOT

The TH 755 IOT. A whole new replacement solution. It's 100 percent interchangeable with other makers' tubes of the same power class. And it's 100 percent easy to make the change because you can keep your original cavity. But the benefits don't stop there. Like all our IOTs, the TH 755 delivers outstanding operating stability, constant gain, a long lifespan, and cost savings in both acquisition and operation. And it delivers them by design. For more information, e-mail us at: info@tctus.com

A new alternative. **THOMSON COMPONENTS AND TUBES Corp.**
A direct replacement. A direct new way to save.

You need it, we'll supply it

www.tctus.com

Circle (267) on Free Info Card

has the final segment of the program playing out of one of the HP decoders as a primary event in the AirBoss schedule. All subsequent events related to each squeezeback are what the AirBoss refers to as relative events. These are events that occur at a predetermined amount of time into a primary event. Each relative event is an individual item in the AirBoss schedule and thus the timing for each relative can be changed without effecting other events. After testing a variety of schedule structures, we settled on a standard approach that works well and looks good.

The House Name column contains the material ID of the program and promo elements to be played. For the DVE1 (Magic DaVE) and GPI (Graham-Patten) sources, this column reflects the number of the effect that gets recalled and executed on those devices.

The sequence starts with events to set up the DVE and the audio mixer to pass program video and audio. The final segment itself, event number 44 in the example, then plays out of HP11, the Number 1 server's first decoder. Events 45 through 54 are all relative events, as indicated by the 'R' in the far-left column of the schedule window. The Sched Time column reflects the start times of the relative events with respect to the beginning time of the final segment.

When the start point of the squeeze sequence is reached, in this case 00:03:01:00 into the segment, several things happen in rapid succession. An audio mix to the decoder that will play out the promos is executed first, five frames ahead of the promo actually playing. Next, the DVE squeeze move is recalled and executed at the same time the first promo, U131121, is played out of HP12, the Number 1 server's second decoder. Four additional promos are then played. Ten frames before the end of the last promo, at 00:05:50:20 into the segment, a DVE move brings

the final segment full screen again and then at the end of the promo, an audio mix restores final segment audio.

Mixing to the promo audio a bit early at the beginning of the squeeze prevents the promo audio from being up cut. Starting the DVE move early at the end of the squeeze prevents the promo from going to black while it is still visible. When an animated background is used, this is played out of the Number 1 server's third decoder (HP13)

squeeze effects for that day, does all the time calculations and creates a text file which is formatted for the Florical system. This text file is then imported into the Florical system and converted into an AirBoss schedule.

A single Florical SpotCacher system manages the entire material preparation procedure. It processes all the active schedules in the Florical system and generates lists for what material needs to be entered into Florical database and cached into the servers. Based on the information entered into the database, SpotCacher encodes missing material into the MediaStream servers from a VTR source. Finally, SpotCacher also manages the purging of material from the servers based on a least used criteria and kill date information entered into the database.

Additional functions

With the help of hardware and software suppliers, USA has managed to assemble an intelligent, list driven, run-time effects machine. As the network started to make use of this system to run our squeezeback effects, we realized that the system was capable of handling a wider variety of high-valued run-time effects generation. With Florical's software controlling three outputs of a video server, a DVE, and an audio mixer, we started thinking about how our initial monetary and development investment could result in additional payback by its application to secondary uses.

The most important of these secondary uses was playback of commercials during our coverage of live sporting events, such as the U.S. Open and French Open tennis tournaments. While our cart machines are capable of supporting this function, they have their limitations. Since they are tape-based, any last minute change made to a schedule involves unloading and loading tapes, which can take 30 or 40 seconds. Also, the VTRs operate on a

#	Sched Time	Predicted	House Name	Duration	Video	Audio	Program/A	Status
			BLACK	: 10:00	SITE		10 SEC BLAC	*NULL
41	M 17:00:00:00	9:19:25:21 24		: 01:00	DVE1		DVE INITIAL	OK *NU
42	17:00:01:00	9:19:26:21 2		: 01:00	SITE	GPI	AUDIO INTI	*NULL
43	17:00:02:00	9:19:27:21	BLACK	: 08:00	SITE		LEADER	*NULL
44	17:00:10:00	9:19:35:21	HE0118W5	:06:25:00	HP11		LIVE WIRE	Casid *NU
45	R 0:03:00:25	0:03:00:25 1		: 01:00	SITE	GPI	AUDIO IN *	*NULL
46	R 0:03:01:00	0:03:01:00 1		: 01:00	DVE1		DVE TR 1	OK *NU
47	R 0:03:01:00	0:03:01:00 U131121		: 30:00	HP12		ROADHOUSE	Casid *NU
48	R 0:03:31:00	0:03:31:00 U130013		:01:00:00	HP12		OVSE - DEA	OK *NU
49	R 0:04:31:00	0:04:31:00 U130793		: 20:00	HP12		LA FERME NI	OK *NU
50	R 0:04:51:00	0:04:51:00 U130273		: 30:00	HP12		SUPERACTO	OK *NU
51	R 0:05:21:00	0:05:21:00 U130465		: 30:00	HP12		SOBRIETY TO	OK *NU
52	R 0:05:50:20	0:05:50:20 2		: 01:00	DVE1		SQZE OUT*	OK *NU
53	R 0:05:51:00	0:05:51:00 2		: 01:00	SITE	GPI	AUDIO OUT	*NULL
54	R 0:05:51:00	0:05:51:00 3BLACK		: 03:00	HP12		3BLACK	OK *NU
55		9:26:00:21	3BLACK	: 03:00	HP11		3BLACK	OK *NU
56							COMMENT	C
57								C
58							START OF	C

Figure 2. A typical squeeze sequence schedule in the AirBoss. The columns labeled Video and Audio indicate the source device for each event.

being controlled by the AirBoss and rolls just before the DVE squeeze move.

For each final segment to be squeezed, a screener determines the length of the segment, the starting point for the squeeze, and the length of the available window for promos. This information is then entered into an Access database that has been developed to create the effects schedules. Promo information is made available into the Access database through a link to our primary promo database. The people responsible for scheduling the squeeze effects simply choose the final segment, the date and time when it airs, the promos they want to run in the squeeze, and what squeeze effect to be used. USA's application is designed to preclude scheduling more total promo time than is available in the final segment window.

After all the schedules for a given period of time are done, an export function is performed for each day. This picks out only the scheduled

five-second pre-roll which is undesirable during live events.

The combination of the servers and AirBoss software results in a package that doesn't have any of the limitations of the cart machines and also offers more flexibility in terms of schedule editing. Any clip in the server can be cued and ready to play within seconds of being inserted into a schedule and the servers have no pre-roll limitations. The AirBoss features CUT/COPY/PASTE-type schedule editing as well as a variety of other editing features allowing schedule manipulations to be accomplished easily.

As still another example of an alternative function, the system has also been used to insert animated keys into our programming. Animated key insertion is normally accomplished through other means but, those times when multiple animated keys are needed for a particular event or program, it has made more sense to use the video storage capacity of the HP servers. The cut and fill components of the keys are encoded into the servers as

individual elements and then played back synchronously out of separate decoders by the AirBoss software. The decoder outputs are then patched into key inputs on the master control switcher. This is a simple task to accomplish, but it serves as a good example of

Putting squeezeback effects on the air has become just another task in the daily routine.

what is possible with the available tools and a little creative thinking.

Results

The system has been up and running since early 1999 with approximately 80 effects (total) being done per week for the USA Network and the Sci Fi Channel. After a period of training and acclimation for the technical staff, putting squeezeback effects on the air has become just another task in the daily routine.

The technical support supplied by our key suppliers, Pinnacle and Flori-

cal, allowed us to get the design right while still in the design phase (which isn't always the case) and helped us get past the few speedbumps we hit along the way. This resulted in no unexpected expenditures, which allowed us to complete the project within the allocated budget.

We more than achieved our objective of gaining on-air experience with servers without impacting delivery of network service. Our experience has served to convince us that digital video servers and automation are approaching the levels of reliability, function, and performance needed to replace tape for mission-critical on-air broadcast applications. The knowledge gained on this project is allowing us to further investigate, and ultimately design, a server-based solution with a level of confidence and understanding of the issues involved which can only be gained through hands on experience. ■

Mario Patuto is a project engineer at USA Networks Network Operation Center, Jersey City, NJ.



Visit us at
NAB 2000
Booth
#L6733

When you need support, you need it fast. At Thomson Components and Tubes we make sure you get it. In addition to our sales force, we also deploy a technical team that provides full support with timely consulting and assistance services during both equipment definition and

Total availability in real time.

You want it. You've got it.

installation of our products. Across North America, coast to coast. Our broadcast tubes are directly available off the shelf from our extensive stocks in Totowa, New Jersey. Whenever you need them. For more information, e-mail us at: info@tctus.com or call us at (973) 812 9000.

THOMSON COMPONENTS AND TUBES Corp.

You need it, we'll supply it

www.tctus.com

Circle (268) on Free Info Card



Chemistry for television ... or batteries for broadcast

BY JOHN LUFF

We all seem to be wrapped up these days in high technology. Streaming video, HDTV, wireless Internet, DTV and other cool technologies occupy our thoughts while at work and are the topics of conversation with peers. Few things, though, have become more indispensable to our professional lives than batteries.

Much of the equipment we deal with in our industry has batteries that we take for granted. Sometimes "throw away," non-rechargeable batteries will suffice, like in microphones, headset amplifiers and the flashlight you use to peer into the guts of recalcitrant equipment. The batteries broadcast engineers get interested in, however, are principally rechargeable. They provide anywhere from just over a volt to over 14V, and can cost hundreds of

dollars each and much more for the charging station needed to keep them fully charged and ready for use.

Batteries are divided into two sessions in our chemistry class. There are one-way reactions (non-rechargeable or disposable) and reversible reactions (rechargeable). The latter is of interest, while the former is what is forgotten in the TV station's budget. Before chemical batteries were deployed, scientists found that a charge could be stored in a capacitor, literally a device that had the "capacity" to hold a charge. If you have ever maintained equipment, you have probably been bitten by an old electrolytic capacitor.

Chemistry experiments that have the capacity to receive and hold a charge many times for later use are the ones in which we are interested. For most

broadcast-related uses lead acid batteries are not practical, due to low capacity and high weight for equivalent charge capacity. Nickel cadmium (NiCad), nickel metal hydride (NiMH) and lithium ion batteries are commonly in use in our business. Each has its own place in the spectrum of uses. Each, of course, comes with its own shortcomings.

Twenty years ago, when NiCads came into regular use, we went to all kinds of lengths to manage the effects they suffer from. NiCads are inherently susceptible to an effect called "memory," the result of which is to convince us to remember to handle them properly. NiCad memory comes from an effect called surface charge where the battery can appear to have a full charge, but in reality have not achieved a "deep" charge. The charg-

Company	Model	Chemistry	Primary application	mA/h rating	Built-in metering	Computer controlled charging	Free info card #
Aspen Electronics Chapman/ Leonard	LB-80	Li-Ion	Cameras	5500	Yes	Yes	696
	Battery Pack 2432	Lead acid	Remote camera system, film/video cameras	12V/26Ah; 24v/13Ah; 30V/13Ah	Yes	No	697
Cool-Lux Energex	Coolbrick	NiCad		5.0Ahr	Yes	Yes	698
	XAB13	NiCad	Cameras	5000	No	Yes	700
IDX Technology PAG USA	XAB14	NiCad	Cameras	5000	No	Yes	701
	Endura System	Li-Ion	Cameras	50Wh	Yes	Yes	702
	Paglok Li-Ion	Li-Ion	Camcorders				
	Time Battery			4.5Ah	Yes	Yes	703
	NMG100 Time Battery	NiMH	Camcorders	7.5Ah	Yes	Yes	704
	NMH-60 Time Battery	NiMH	Camcorders	4Ah	Yes	Yes	705
	NMH100 SuperPack	NiMH	Camcorders	7.5Ah	Yes	Yes	706
	Ni-Cd 5Ah time battery	NiCad	Camcorders	5Ah	No	Yes	707
	Paglok 2.5Ah Digital system RTI	NiCad	Camcorders	2.5Ah	No	Yes	708
	NPL	Li-Ion	Camcorders, audio equipment, VCRs, monitors	3.2Ah	Yes	Yes	709
NPH	NiMH	Camcorders, audio equipment, VCRs, monitors	2.2Ah	No	Yes	710	
NPX1	NiCad	Camcorders, audio equipment, VCRs, monitors	1.7Ah	No	Yes	711	
Sachtler	Belt-Pack	NiCad	ENG and EFP lighting	12V/4.5-7Ah; 30V/5Ah-7Ah	No	Yes	712

ing station may see the surface charge as a full charge and decide to stop charging the battery. Burping the battery (alternately forcing the battery into a high-current discharge to deplete the surface charge) can restore the ability to acquire a nearly full charge. Once a NiCad begins to show

You might want to think about keeping a range of batteries available for different situations.

memory it acquires a smaller capacity each time it is cycled. Eventually the capacity is too low to be practical for regular use.

In recent years battery technology has progressed considerably, partly due to the interest in battery-powered consumer electronics, like laptops. The drive to reduce size and weight while retaining long battery life has centered around lowering power consumption and raising battery life as weight and size of the appliance and battery have both been reduced. NiMH and Li-Ion devices have led the way to great improvements that broadcast use has benefited from without being the driving force. Both are considerably more expensive than NiCads, and both contain toxic substances that require proper disposal when depleted. Neither suffers from the degree of "memory" that NiCads exhibit, and both have improved capacity per unit of volume and per unit of weight.

In the last several years batteries have become "smart" devices. Unlike the gas tank on your ENG truck, the charge state batteries are not easy to truly measure. As the charge depletes the battery voltage drops, but the effect is not linear when memory effects are taken into account. NiMH and Li-Ion batteries are more linear in this regard.

Two devices have been added to batteries to allow them to be monitored. First a simple "charge state" meter, essentially a volt meter, can be added. If done with extremely low current draw this can be a reliable

way to gauge the charge state. (A poorly designed meter could deplete the battery it is monitoring.) The second is a sensor that monitors the number of charge cycles and the current state of the battery charge. This can communicate with a smart charger that keeps a record of the battery serial number and the use pattern which the battery has been subjected to. With this information the charger can program the battery's charge cycle to insure the capacity is maintained at the highest possible state. Some manufacturers provide a computer interface to the charger to keep the records accessible and monitor the life of the battery so you can tell when it is time to replace it.

Lastly, you might want to think about keeping a range of batteries available for different situations. Keeping a camera fired up on the courthouse steps while on a tripod can allow you to put a larger capacity battery on the camera despite the higher weight so the cameraman does not have to keep as many batteries in reserve. In a run-and-gun situation where the amount of shoot time will be modest, it is more important to have light weight to allow the cameraperson to move freely. For instance, a camera that supports NP-1 batteries might have a range of NiCad, NiMH and Li-Ion batteries in the bag for various situations, and perhaps an adapter to use a "brick" style battery on a cable plugged into the external power connector. Don't forget the same adapter can be used to power a portable microwave system where shore power is not available.

As time goes on, we can expect the research from other industries to continue to benefit our small industry. The push to electric vehicles will drive major investments in battery technology, where specific capacity and size are major issues. The monitoring and control of battery charging is also of considerable interest in computers and other industries where rechargeable batteries are necessary. Look for increased capacity, better monitoring and charge control, and more exotic materials in the future. ■

John Luff is president of Synergistic Technologies Inc., Canonsburg, PA.

eXtreme Power

from
IDX Technology!



Endura
SYSTEM

The New
Standard
Lithium Ion
Endura
The Choice of
Professionals



IDX Technology



Over 3 years of
Lithium Ion Experience



Versatile Multi
Format Chargers

www.idxtek.com

I·D·
IDX Technology

(858) 560-9779
Fax: (858) 560-5075
email: idxusa@idxtek.com
See us at NAB, Booth L9031

Circle (269) on Free Info Card

Business highlights from broadcast and production

BY LAURA COLLINS, EDITORIAL ASSISTANT

New York's Hearst-Argyle Television, Inc. purchased **Panasonic's** DVCPRO digital component recording equipment for its recent digital upgrades. The multi-million-dollar deal included more than 310 pieces of DVCPRO equipment for its News Service in Washington, D.C. and seven of its stations, including two in Kansas City, KMBC-TV and KCWE-TV.

Also from Panasonic, Four Media Company recently agreed to use new AJ-HD3700 D-5 HD multi-format VTR as its production standard for in-house feature film mastering and television episodic production. 4MC's Riot, Encore and Hollywood facilities will be equipped with state-of-the-art D-5 HD recorders and AJ-UFC1800 Universal Format Converters.

In another development DVCPRO50 4:2:2 component digital recording format will be used the Official Video Format for the 2000 Olympic Games. The format will be used to acquire over 3200 hours of live Games' sporting competitions.

Discovery Communications purchased three additional Aprisa 300 Video Replay systems from **Chyron Corporation** to enhance broadcast quality for the Discovery Channel.

Systems integrator **A. F. Associates, Inc.** recently assisted in Turner Entertainment Networks' programming expansion. They also built an additional, customized channel for testing and training functions.

Granite Broadcasting Corporation will use media routers from **SkyStream Networks** to broadcast Internet content over DTV to its nine television stations.

THOMCAST Communications announced that it will be supplying Digital Format Translators from **Faroudja**.

Several broadcasters, including Raycom Media, have already purchased the upconverters through THOMCAST.

NBA.com TV, the National Basketball Association's new network, is using two of **Chyron's** DUET video graphics systems. The systems' Lyric software allows the network to update scores and statistics in real-time.

NBC affiliate WOOD-TV recently used **Quantel's** Paintbox FAT to upgrade animations in their news and promotion departments.

Sylvan Tower is constructing a tower with a broadband panel array antenna to provide digital transmission facilities for a group of Portland broadcasters.

Panasonic, the prime contractor for the Sydney Olympic Broadcast Organization, has chosen **Chyron** to provide 55 of their Chyron Max!> television character generators for venues hosting the events.

Media 100 and **Omneon Video Networks** are working together to integrate Media 100's streaming media production tools with Omneon's new media networking and storage infrastructure to provide major broadcasters and content creators with the software to create and distribute video content for the Internet.

Additionally, Omneon recently expanded into a new, larger headquarters and development center, located at 965 Stewart Drive, Sunnyvale, California, 94086.

Sundance Digital provided two of its FastBreak Automation Air workstations to control four NBC stations in North Dakota from one central location.

The Shop at Home Network's station WSAH TV-43 in Bridgeport re-

cently took delivery of **A.F. Associates'** master control system. The system will enable the affiliate station to insert its own local content and commercials into their network feed.

ScreenShot

CBS Select Peak Broadcast Systems' software for pre-game



CBS Sports has decided to incorporate software systems from Peak Broadcast Systems in its pre-game show, "The NFL Today" to create and control statistical graphic information and over-the-shoulder animated graphics.

The decision was made largely due to their success in using the software during the 1998 NFL season. At that time, it was used to create the signature "eyebow" clock and scoreboard, shown in the upper third of the screen during the NFL broadcasts.

According to Senior Vice President of Operations and Production Services, Ken Aagaard, Peak's 3D capabilities have given the broadcasts their distinct graphic look, and enabled CBS Sports' to change a "good portion of the design of our broadcasts."



Charlson Broadcast Technologies chose **Telex** RTS TW intercom system in its new broadcast production trucks. The trucks cover horseracing at Kentucky's Ellis Park.

News 12 Networks has chosen the **Associated Press's** Electronic News Production System as its new newsroom computer system.

Euphonix, Inc. recently installed their 80-fader Euphonix CS3000 system in Award-winning television and film composer John Debney's new facility, John Debney Productions.

In other news from Euphonix, Artist/producer/engineer Geza X opened a new commercial recording studio featuring the company's 72-fader CSII series mixing console.

Pinnacle Systems recently acquired **Synergy International**, Salt Lake City-based makers of award-winning HollywoodFX software.

Tokyo companies **Kokusai Electric Co.**, **Yagi Antenna** and **Hitachi** signed an agreement to merge in order to explore total solutions in the wireless communications sector. All companies will continue to provide full support to their existing customers.

SpectraSite Holdings recently acquired broadcast transmission infrastructure companies in order to offer integrated broadcast transmission services. The acquired companies were combined into SpectraSite Broadcast Group, a division of SpectraSite Communications.

Orad's CyberSport and IMadGINE virtual advertising systems were used in February's Winter Goodwill Games to create live, in-event advertising insertions and graphics for the bobsled, luge and skeleton competitions.

The FCC granted BT North America and CBS the first licences to access **Eutelstat** from within the United States. The FCC said the move should stimulate competition in the U.S. fixed satellite services market by giving companies more alternatives in communications providers.

Keops Broadcast recently signed a deal with **SIGCOM** to include their MediaWorks asset management system in SIGCOM's integration project at a North Carolina U.S. Army training center.

AMS Neve recently received a Technical GRAMMY Award for their analog and digital expertise. The award is given for significant technical contributions to the recording field. Some of AMS Neve's include the first transistor console, the first moving fader automation system, and the first microprocessor-based digital reverbs, pitch changers and samplers, among others.

40 years of engineering expertise built into every Radamec robotic pedestal system.

RADAMEC
BROADCAST SYSTEMS

The world leader in broadcast robotic control camera systems.

Superior and Dependable Technology


- Robotic to Manual Control With the Flick of a Switch – No re-alignment necessary
- Advanced Pedestal Navigation System – No need to re-target pedestals between each show
- Exclusive IR collision avoidance sensors for safety
- Easy upgrade path to virtual set technology

Ergonomics

- Elegant and efficient design – built in redundancy
- Easy to use Touch Screen Menu Operation
- Designed to grow with facility
- Control of up to 16 cameras

Not ready for a full system yet? Radamec can build a robotic system using your existing pedestals.

Current customers include: CBS, FOX, FOX News, CNN, KNBC, KTTV, C-SPAN, TXCN, WPXI, Bloomberg, The US Senate and The US House of Representatives.



The quality alternative.

1 877 RADAMEC

Toll-Free

www.radamec.com

The GALLERY

The "Soundcard Solution"

HENRY ENGINEERING

503 Key Vista Drive
Sierra Madre, CA 91024 USA
TEL (626) 355-3656 FAX (626) 355-0077
FAX on-Demand Doc #120 (626) 355-4210
<http://www.henryeng.com>



Matchbox II converts unbalanced computer soundcards to professional audio!

Eliminate the hum, buzz, noise, and distortion caused by mismatched levels and impedances. Matchbox II's direct-coupled circuitry will make your digital editor sound its best! It's also idea for use with DAT, CD recorders, and tape decks. Over 30,000 units in use worldwide.



We Build Solutions.

Circle (277) on Free Info Card

DSC

CamAlign

A Different Kind of Chip Chart

- ▶ High dynamic range
- ▶ Calibrated and precise
- ▶ 16:9 and 4:3 formats
- ▶ Optional 3-D super-blacks
- ▶ Six patterns in three sizes
- ▶ Sturdy and washable
- ▶ Aircraft aluminum backing

DSC Laboratories - Toronto
www.dsclabs.com - dsc@dsclabs.com
Tel. 905.673.3211 - Fax. 905.673.0929

Circle (278) on Free Info Card
See us at NAB Booth #L9524

LIVE ON-LINE NOW!

THE HERMAN
CYBER WAREHOUSE

Shop on-line at our electronics superstore!

Displaying thousands of items with photos and detailed descriptions on everything in professional audio/video and broadcast supplies including:

- Cable and Accessories
- Connectors
- Microphones
- Headphones
- Tools
- Test Equipment
- Patch Panels
- Constantly changing specials for great values and savings

See us at
NAB 2000
Booth #5444

www.hermanpanson.com

Circle (283) on Free Info Card

ENG Microwave

Video Equipment

2.0 & 2.5 GHz Bands

FCC TYPE ACCEPTED

Video Links
Tower Cams
Weather Networks
Repeaters

For a Free Catalog
Call 888-819-4877

TRON-Tek, Inc.

6570-B East 51st Street,
Tulsa, OK 74145

Visit <http://www.tron-tek.com>
Email: tron@ionet.net

Circle (280) on Free Info Card

**STUDIO
EXCHANGE**

818-840-1351

www.studio-exchange.com

Broadcast Video Equipment—NEW & USED

The new DVCAM Editing Deck!



DSR-2000

Buy

Sell

Trade

List

**V.
Bay**

**On-
line
Store**

Sony Products Specialists! **SONY**

The
GALLERY

Circle (285) on Free Info Card

**Best
Power**

UNINTERRUPTIBLE
POWER SYSTEMS

From 250VA to 220kVA

&

**NORTH STAR
TECHNICAL
SERVICES**

*Power Protection
Partners Serving
the Broadcast
Industry.*

Sales, service and
battery
replacement.

(800) 842-1671

www.nstpower.com

Circle (281) on Free Info Card


**Something BIG
is Happening
at UTAH**

Find Out at NAB Booth #L2027

Circle (289) on Free Info Card

Convert and
Synchronize any
Format to the
Digital World

*Designed to meet all hybrid
conversion and synchronization
applications, no digital facility is
complete without the DFS-3005!*



- Decoder, TBC, ADC, Frame Sync, DAC, Encoder
- Audio ADC/DAC, Embedder, De-embedder
- Composite, Component, Serial Digital, Analog Audio, AES/EBU
- NTSC and PAL-B Support

think video **LEITCH**

www.leitch.com

U.S.A. (800) 231-9673 • Canada (800) 387-0233

Circle (282) on Free Info Card

think
conversion

DSNG Contribution Encoding



envoy™

THE DIGITAL VIDEO COURIER

- Integrated encoder and modulator
- Supports QPSK, 8PSK, 16 QAM
- Compact design

Visit us at NAB, booth #L11051

WEGENER COMMUNICATIONS

11350 Technology Circle
 Duluth, GA 30097 • 770-814-4000
 www.wegener.com

Circle (286) on Free Info Card

VIDEO D.A.'S

OVER 10,000
 WORLDWIDE



ES-207A
 \$175

BROADCAST QUALITY

- 1x4 • Gain • Adjustable
- Equalization-Compensates for 1000' of RG-59/U
- Response-10 Hz to 10 MHz
- Propagation Delay-3nS.


Many Other Audio & Video D.A.'s Including Rack Mount Versions

3 Year Warranty



310-322-2136
 FAX 310-322-8127
 www.es-web.com

Circle (284) on Free Info Card



Fiber Optic Transport Distribution Test Generators Switchers Source ID Loss Detectors
 Video Audio Data SDI HDTV

www.multidyne.com info@multidyne.com

191 Forest Avenue, Locust Valley, NY 11560-2132 USA
 1-800-488-8378 1-516-671-7278 Fax 1-516-671-3362

For a personal demonstration, visit **NAB booth # L9144**.
 CALL or VISIT our WEB SITE for product information and a FREE pass.

Copyright 2000 Multidyne Inc. and Kent Fiemmer

Circle (276) on Free Info Card

Professional Services

"NAME YOUR OWN PRICE ON DUPLICATIONS"

AUDIO • VIDEO • CD-ROM • DVD • DISK
Any Quantity

WWW.QUOTEIT.COM

"The First On-Line
Name Your Own Price Web Site"
A division of QuikBIZ Internet Group, a publicly traded company.

D.L. MARKLEY

& Associates, Inc.
CONSULTING ENGINEERS

2104 West Moss Ave.
Peoria, Illinois 61604

Phone (309) 673-7511 • FAX (309) 673-8128

www.dlmarkley.com
Member AFCCE

NETCOM

STATE OF THE ART ENGINEERING
FOR AUDIO AND VIDEO
ENGINEERING DESIGN • CAD DRAFTING SERVICES
CABLE FABRICATION • PRE-WIRED PATCH PANEL RACKS
SYSTEM INSTALLATIONS • EQUIPMENT SALES

(201) 837-8424

FAX (201) 837-8384
1465 PAULDAVE AVE. TEANECK, NJ 07656

video, audio, & automation electronics
serving manufacturers & systems integrators

electronics R & D
& custom product design

BARANTI GROUP INC

Professional Engineers
Ontario

phone (905) 479-0148
fax (905) 479-0149

GILMER & ASSOCIATES, INC.

TECHNOLOGY / MANAGEMENT CONSULTANTS

BRAD GILMER
PRESIDENT

2207 RINGSMITH DR
ATLANTA, GA 30345
TEL (770) 414 9952
FAX (770) 493 7421
EMAIL: bgilmer@attinet.com

JOHN H. BATTISON P.E.
CONSULTING BROADCAST ENGINEER,
FCC APPLICATIONS AM, FM, TV, LPTV

Antenna Design, Proofs, Fieldwork

2684 State Route 60 RD #1

Loudonville, OH 44842

419-994-3849 FAX 419-994-5419

CALL BRIAN HUBER AT
800-896-9939 TO PLACE
YOUR AD IN BROADCAST
ENGINEERING

**Want more information
on advertised products?**

**Use the Reader
Service Card.**

Freelance Engineer
Dennis Packard

3117 BATTERY DR.
Huntsville, Alabama 35810

QUALITY, INTEGRITY, RELIABILITY
www.mindspring.net/~djpack/index.htm

256-851-7307

256-858-6721 FAX

djpack@mindspring.com

Classifieds

Services

We specialize in systems
integration, but what we're
really about is solutions.



For details call us at
(818) 551-5871
or visit us at
www.b-bsystems.com

Circle (293) on Free Info Card


Are You Exposed?

**Premium Cable Satellite Space
Fully Protected**

GE SATCOM C-3 • Full time DigiCipher-II digital channels
• Fully protected & non-preemptable
• Located at 131 W.L.
• E.O.L. 2004

Uplinking, playback, editing, and duplication services available

Call Doug Greene at 303-784-8809
or E-Mail at dgreene@jic.com



Circle (294) on Free Info Card

Check out the Broadcast Engineering
web site for career opportunities!
www.broadcastengineering.com

Don't Gamble with your Assets

Manage/Track Equipment, Parts, PM, and Repairs
Accurately and Easily...

WinBCAM Software Manages it all...

Designed by Engineers, Over 14 years

- Automated Parts Management
- PM Scheduling
- Extensive Reporting Capabilities
- Repairs Mgmt. & Repairs Hints
- Barcode Compatible
- Shift Tracking
- Warrantee Tracking
- Automated Tracking - ENG/ Remote Equipment
- Internet Connectivity

Integrated
Tracking Systems



Visit us at NAB at the Sands,
Booth # S5646 or call us to arrange a
demonstration at NAB or at your Facility
Phone- 718-217-8678
Fax- 718-353-5420
www.itrackcorp.com

Circle (295) on Free Info Card

Buy	<h1>STUDIO EXCHANGE</h1>	<h2>818-840-1351</h2> <p>www.studio-exchange.com</p>	On-line Store
Sell	The New DVCAM Editing Deck!	Broadcast Video Equipment	Trade
Trade		- NEW and USED -	Sell
On-line Store	DSR-2000!	<h1>SONY</h1>	Buy

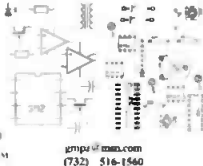
Circle (296) on Free Info Card

Unique Ways To Interface Audio

GMZ Electronics

PC Boards For Modifications & Stand Alone Hook Up.
Your Idea's Work Better with GMZ!!

- Talk Back-Mic Mute
- Semi-Pro to Pro Buffer
- IFB Intercom Card
- 48VDC Phantom Supply
- 48VDC Splitter (4-4 leads)
- Mixer Insert-send Buffer
- D-A 1 In 6 Out (w/ 6dB Buffer)
- Adaptive Cable EQ (500Hz-20KHz)



gmz@com.com
(732) 516-1540

Drop by the Web Site: www.gmzelectronics.com

Shopping for Equipment?

Before you pay too much...check www.digibid.com

digibid.com
Industry Auction Network

The Internet Auction Marketplace
Best Deals On the Planet!

Circle (297) on Free Info Card



AcousticsFirst

Toll-Free Number: **888-765-2900**

Full product line for sound control and noise elimination.
Web: <http://www.acousticsfirst.com>

WhisperRoom

INC. SOUND ISOLATION ENCLOSURES

PH: 423-585-5827

FAX: 423-585-5831

E-MAIL: whisper@lcs.com

WEB SITE:

www.whisperroom.com

Vocal Booths
Broadcast Booths
etc...

116 S. Sugar Hollow Road
Morristown, Tennessee 37813

TEST PATTERN SOURCES

SMPT E Bar & 12 Char. ID:

\$269.00

Digital Pattern Generation. Front Panel
Setup. Comp. and S-Video Outputs

GEKCO Labs www.gekco.com

Toll Free: 888-435-7221

Buy, sell,
consign or trade.
We're the most
flexible
in the business.

**BROAD
CAST
STORE**

L.A. (818) 551-5858
N.Y. (212) 268-8800
www.broadcaststore.com

Circle (298) on Free Info Card

PTL TEST EQUIPMENT, INC.

Save 30% - 70% on quality
reconditioned test equipment.

Tektronix - Hewlett Packard -
Videotek, MSI, etc.

Video - RF - Microwave - Fiber optics

Phone (561) 747-3547

Fax (561) 575-4635

E-Mail: PTLTE@AOL.COM

WEBSITE: WWW.PTLTEST.COM

BUY-SELL-LEASE-TRADE

Just Think...

...if this had been your
ad, you'd have a prospect
right now!

Call 800-896-9939 to place
your ad today.

BROADCAST PRODUCTS



**BECK
ASSOCIATES**

16024 Central Commerce Dr.,
Austin, TX 78660

1-888-422-8600

FAX: (512) 670-4390

NEW!!




AESIO Digital/Audio Converter Panel

Provides simple conversion between 110 ohm a/d
75 ohm audio signals transformer coupled. BNC
connectors for 75 ohm coax connections. Removable
terminal block connectors for 110 ohm paired audio
cable. 32 positions. Two rack units (3.5"). \$1,245



TBC-RMT - TBC Remote Control Unit

Remote control of up to 3 TBC's. For use with JVC,
Panasonic and Sony. Purchased with 1, 2, or 3
modules. With 3 modules..... \$960



SCR-4X8-Serial Machine Control Router

Input/Output Twelve rear mounted DB9-F connectors
(four controllers, eight devices). EIA RS-422 send
and receive. Controls: Twelve lighted pushbuttons
for channel assignment..... \$1,080



SCP-10-Serial 422 Patch Panel

10 x 10
passive non-normalizing serial data patch panel.
Two rack units high. Legend strips and 10 patch
cards included..... \$400

Circle (299) on Free Info Card

JOIN L.A.'s #1 STATION!

News Technical Director (Job Code: NTD)

The successful candidate will be a hands-on, daily production News Technical Director, with superior skills on the GVG 3000 and Krysal including intimate knowledge of DPOPS, E-MEMS, effect sends, auto-chroma keys, etc., be an absolute expert on disk operations and be prepared to take a test. Requires at least 3 years prior experience in a top 20 market with proven production skills and the ability to work in a high-pressure live news environment. This job may require working a variety of shifts including week-ends. Requires supervisory experience. Newstar literate a big plus. Please send resume, references and demo tape. This position requires membership in NABET/CWA.

Director of Broadcast Technologies (Job Code: DBT)

ABC7 is looking for that rare individual with exceptional combined broadcast and information technologies experience. The successful applicant will have worked in major markets as a broadcast engineering professional, with hands-on knowledge of television from baseband Ingest to digital playout. In addition, this individual will have prior experience with high profile special events and large scale broadcast systems integration solutions. This individual will have extensive information systems/technology background, including multi-protocol networking with a strong emphasis on newsroom and station wide automation, including large scale data archiving. College degree in computer related technologies preferred. This position will manage a staff of like-minded Broadcast Technologists who will play a pivotal role in transitioning ABC7 from our current facility to our new digital broadcast center.

Maintenance Manager, Transmission/RF Systems (Job Code: MMT)

This individual will insure optimal audio and video quality, both analog and digital, throughout the ABC7 transmission path from studio to transmitter. In addition to studio systems responsibility, this position will be responsible for all fiber, STL, ICR, VHF and DTV transmission facilities. Prior experience as a transmission engineer in an analog and digital broadcast environment, with experience maintaining VHF and/or UHF transmitters is required. The successful applicant must also have thorough knowledge of applicable industry standards and practices and FCC rules and regulations. FCC General Class, SBE certification, and experience in a union work environment a plus.

Maintenance Manager, Field/ENG (Job Code: MMF)

This individual will work in concert with LA's #1 news team and engineering staff to insure top flight maintenance and operations of ABC7's news gathering fleet and ENG equipment. Strong team skills with significant prior experience maintaining ENG equipment and facilities in a major market broadcast news environment required. The successful applicant must have thorough knowledge of applicable industry standards and practices, FCC and DOT rules, regulations and guidelines. Experience in a union work environment a plus.

Maintenance Manager, Studio (Job Code: MMS)

This individual will have direct staff responsibility for the ABC7 maintenance department and must possess the ability to diagnose and direct the maintenance of all studio-based broadcast equipment. Strong organizational and team building skills are a must. Prior experience in a major market television environment with hands-on analog and digital broadcast systems maintenance and operations required. The successful applicant must have prior thorough knowledge of applicable industry standards and practices and FCC rules and regulations. Experience in a union work environment a plus.

Please send cover letter and resume to: **ABC7 Los Angeles, Attn: Kimberly Castillo, Human Resources, (indicate Job Code), Dept. BE, 4151 Prospect Avenue, Los Angeles, CA 90027.** No phone calls please. Equal Opportunity Employer.



ONLINE A/V MAINTENANCE ENGINEER. ABC Internet Group, NYC The Engineer will repair audio/video equipment for the ABCNEWS.com and ABC.com facilities in New York. Specifically this will include an assortment of production equipment including Sony BVW-D75, EVO-9850, and VO-9850 studio VTRs and Grass Valley 7000 serial digital routing switcher. Seek candidates with a five years television engineering maintenance experience. E-mail resume, contact telephone number and a brief note. Contact: Ray Rizzo. E-Mail: hr.mail@corp.go.com

TV MAINTENANCE ENGINEER: Maintenance engineer with successful experience in 2 or more of the following areas: R.F. systems, Beta tape, ENG/SNG operation and repair, computer networking, ENG van operation, Quantel, Avid and/or file server experience a plus. Applicants should have 3-5 years maintenance experience in a top 100 market, be able to work all shifts, lift 25 pounds, and have an excellent driving record. KTVI/FOX 2 is a Fox O & O that produces an exciting live news product during every shift. A motivated individual, ready to move up and join our Fox 2 technical team should make immediate contact by sending resume and letter to: KTVI/FOX 2, HUMAN RESOURCES DIRECTOR, 5915 BERTHOLD AVENUE, ST. LOUIS, MO 63110. An Equal Opportunity Employer.

FT STUDIO TECHNICIAN: Formal schooling in Electronics Theory. 5 years experience in Broadcast TV bench technician. Send resume to: KOB-TV, job #32-99, 4 Broadcast Plaza, SW, Albuquerque, NM 87104. EOE/M-F.

AT&T Broadband Job Opening Broadcast Technician needed at multi-channel TV facilities in Littleton, CO. Duties include installation and repair of all types of broadcast video and audio equipment. Minimum qualifications include 3+ years of broadcast video, audio equipment repair and operations experience. The preferred candidate will also possess an SBE and/or Associates Degree in electronics and experience in maintenance and repair of analog and digital video and audio equipment including: multiple format video tape recorders, video file servers, On-Air Automation Systems, routing switchers, and master control switchers. Other duties, weekend and shift work as required. A drug and background check will be required for successful applicants. Non-smoking environment. EOE. Please send resume to:
AT&T Broadband
National Digital Television Center - Denver
ATTN: Human Resources
cc: Broadcast Engineering Manager
4100 E. Dry Creek Road
Littleton, CO 80122
NO PHONE CALLS PLEASE
Equal Opportunity Employer
<http://www.ndtc-tci.com>

MEDIA GENERAL BROADCAST GROUP: www.mgbg.com WITV-TV Reporter to write and perform on-air presentation of news stories. Provide direction to technical crew. Write news copy and travel to news scene to cover stories as needed. BS degree in Journalism, Communications or related field. Two years progressively responsible experience in a television newsroom preferred. Tape required. EOE M/F Drug Screen. Send resume to HR Dept, 1820 TV Road, Jackson, MS 39204-4148

SENIOR MAINTENANCE ENGINEER WPSD-TV, (74th market), seeks a senior maintenance engineer with at least 5 years experience. Must be capable of maintaining broadcast equipment including Chyron Max, computer graphics systems, production video switchers, still-store and DVE. RF experience a plus. Substantial technical education required. Send resume to: Dan Steele, Operations and Program Manager, WPSD-TV, P.O. Box 1197, Paducah, KY 42002-1197. M/F, EOE.

WFLD/Fox O&O TV in Chicago is looking for an **ASSISTANT CHIEF ENGINEER** to supervise the maintenance department of 12-15 people, design, construct transmitter and studio facilities, monitor applicable budgets and be responsible for satisfactory completion. Train technicians and perform other duties as assigned. Must have a minimum of 10 years experience in operation, maintenance and design of TV facilities and systems. SBE certification or higher knowledge of digital formats for production, distribution and transmission and computer skills, particularly, Novell, LAN and AVID/Basys Newsroom systems required. A degree in Engineering or Broadcast Engineering, prior management skills, similar position and/or training experience preferred. Strong follow-through, and interpersonal skills required. Lifting a maximum of 50 lbs. is also required. Send application material to Human Resources, WFLD/Fox 32, 205 N. Michigan Ave., Chicago, IL 60601. No phone calls/faxes please. EOE/M/F/D/V.

CHIEF ENGINEER: WPSD-TV, Paducah, KY (74th market), seeks Chief Engineer. Candidate must be highly motivated, multi-skilled, hands-on, with management ability. You must have knowledge of broadcast studio equipment and transmitter systems. You must possess systems planning, maintenance and installation experience. You will be part of the design team that builds a digital facility. A minimum of eight years experience in television broadcasting and an FCC license required. SBE certification preferred. Respond to: Dan Steele, Operations and Program Manager, WPSD-TV, P.O. Box 1197, Paducah, KY 40302-1197. M/F, EO...

JUNIOR BROADCAST TELEVISION ENGINEER - ATLANTA, GA: Install, repair and maintain digital and analog television equipment, systems experience preferred. Three-five years experience required. Two year degree required. Submit resume to Hergo Technical Services, P.O. Box 254, Grayson, CA 30017. E-Mail hergo@speedfactory.net.

WE PLACE ENGINEERS

Employer Paid Fees.
20 Years personalized & confidential service.
All USA States & Canada



MAIL & FAX:

KEYSTONE INT'L., INC.

Dime Bank, 49 S. Main St., Pittston, PA 18640 USA
Phone (570) 655-7143 • Fax (570) 654-5765
website: keystoneint.com

We respond to all

Employee & Employer Inquiries
ALAN CORNISH / MARK KELLY



Manager of Newsroom Technology Job Advertisement

WANT TO BUILD THE NEWSROOMS OF THE FUTURE?

Time Warner Cable's Local News Group is seeking a Manager of Newsroom Technology who will be responsible for researching and implementing the technology and production tools used for its local news and programming operations. This position requires knowledge of newsroom production, playback and automation systems. Candidates must have 3-5 years demonstrated experience in: video/audio systems design, computer/network design and technical facility construction.

If you are looking to combine your engineering, production and computer skills to build the next generation of local content production systems, fax or e-mail your resume and salary history to:

FAX: 203-328-3294

EMAIL: jobs@twcnews.com

Time Warner Cable is an Equal Opportunity Employer

CBS CABLE

CBS Cable TNN/CMT in Nashville Tennessee has immediate openings in their Engineering Department for the following positions:

Remote Video Maintenance & Operating Engineer

Two years technical training, plus a minimum three years video signal generating equipment experience: and background in electronics technology required.

Transport Up-link Engineer

Two years technical training, plus three years experience as an Up-link Engineer required. Valid CDL with required endorsements and excellent driving and safety record required.

To view the job descriptions, visit our web site at www.cbsnashvillejobs.com or contact our toll free job line at 888-866-0352 for more information or to send a resume with cover letter contact:

Human Resource, Attn.: SCW
2806 Opryland Drive
Nashville Tennessee 37214
Fax (615) 457-9660

CBS Cable is an Equal Opportunity Employer

Invest Your Advertising Dollar Where Your
Prospects Invest Their Time

KTLA Television, an innovator in the broadcast industry, is seeking:

ASSISTANT MANAGER, ENGINEERING

Supervise studio and transmitter Maintenance Engineers. Requires a Technical discipline degree or equivalent experience; 2 years experience as first-line supervisor, 7 years experience as a Broadcast Maintenance Engineer. Knowledge of FCC rules, RF, Software/Hardware apps; ability to work various hours including nights/weekends. (Job Code ME/BE/0300)

MAINTENANCE ENGINEER

Install, maintain and repair station equipment, requiring familiarity with such systems as Louth, Digital Betacam, Profile, production switchers and DVE. Must have a related BS degree (or equivalent experience); 2-3 years' work experience as a Maintenance Engineer; perform component level repair; read/create schematics. (Job Code ME/BE/0300)

We offer an excellent benefits package. Please forward your resume with salary history to: KTLA, Attn: (indicate Job Code), P.O. Box 2309, Los Angeles, CA 90078, or E-mail: ktla-hr@tribune.com



Equal Opportunity Employer. A Tribune Broadcasting Station.

Major Westcoast production/distribution company seeks a **NETWORK AFFILIATE ENGINEER**. Responsibilities include working directly with affiliates pertaining to resolution of problems both site related and transmission related, develop operational procedures as required, and implement changes in technology as required. Must be experienced in operation and installation of VideoCipher II+IRDs and stand alone descramblers. Affiliate Management System and Channel Control Computers for the VideoCipher II+ encryption system, PowerVu IRDs and PowerVu Authorization Computer system. Must have knowledge of RF transmission systems and application of satellite link budgets in analog and digital domains. Candidate must have an intermediate level of experience regarding baseband analog video and audio signals, as well as, operations in both analog and digital playout facilities. Must also have knowledge of operational reference levels and subcarrier deviation. Please fax resumes to 310-235-5898.

ENGINEERS

Turner Broadcasting System has career opportunities for experienced television engineers. These career positions demand an extensive background in equipment maintenance, digital video and audio, and knowledge of computer systems and networks. Please mail or fax your resume and cover letter to:

Jim Brown
 Assistant Vice President of Engineering Services
 Turner Broadcasting System, Inc.
 One CNN Center
 P.O. Box 105366
 Atlanta, GA 30348-5366

Fax: 404-827-1835 • Phone: 404-827-1638

TBS is an equal opportunity employer.



THE WORLD'S NEWS LEADER

Give your talent the best reception.

EARTH STATION MAINTENANCE TECHNICIAN

Group W Network Services, a division of CBS Cable has an immediate opportunity for a capable maintenance technician to join our Stamford team for the 23:00 to 7:00 shift.

The selected candidate will operate, calibrate, monitor and perform preventative maintenance and repair of earth station transmission equipment, cable television headend equipment, earth station air conditioning equipment, 675 KVA generators, various antenna systems and microwave and fiber equipment.

To qualify, you must have at least 3-5 years' experience and a formal education in electronics (preferably satellite communications), or military experience (experience in satellite communications maintenance). Experience troubleshooting and repairing microprocessor equipment is also required. Working knowledge of Tek VM 700, HP 8563E spectrum analyzer, HP 8359 Sweep Oscillator, HP 8755C Swept Amplitude Analyzer, and HP 437B Power Meter is necessary, as is in-depth knowledge of satellite transmission and reception systems. At least 2 years' experience in the repair of Klystron and TWT transmission equipment in the 6-14 GHz range is essential. We offer a competitive compensation package. Please forward your confidential resume, with salary history and requirements, to: Human Resources, CBS Cable, 250 Harbor Drive, Stamford, CT 06904; FAX: 203/965-6117. Visit our website at: www.gwns.com Equal Opportunity Employer.

© CBS CABLE

www.broadcastengineering.com

AETN STUDIO MAINTENANCE TECHNICIAN: Arkansas Educational Television Network, the PBS system serving Arkansas, seeks a Studio Maintenance Technician to perform routine, preventive and emergency maintenance on master control, studio, and field equipment. Candidates should have formal education equivalent of a high school diploma; plus two years vocational or related training in electronics, plus two years experience in electronic repair and maintenance. Proven maintenance experience, ability to independently trouble shoot, knowledge of digital audio/video transmission equipment, and FCC general class license is desirable. Valid drivers license, minimum requirements for the state vehicle safety program, and extensive in-state travel required. Submit a State Application, current resume with cover letter, three professional references and salary history to: AETN-Human Resources Supervisor, PO Box 1250, Conway, AR 72033 or apply online: aetn.org or arstatejobs.com. Application review begins March 6, 2000. AETN is an AA/EO/ADA employer. Minorities and Women encouraged to apply.

RF/SATELLITE MAINTENANCE ENGINEER - Must be able to install and maintain equipment in an Earthstation/TOC environment. Must be able to work on SA PowerVu systems, TWTAs, Modulators, Upconverters, small aperture through 13 meter antennas, antenna M&C control systems, as well as baseband audio and video, and SeaChange file servers. Competency in data distribution a plus. Send resume to: VP operations and Engineering, Mckibben Communications, 20640 Bahama St., Chatsworth, CA 91311 or fax to 818 775-2906

CHIEF ENGINEER: WHUT-TV, WASHINGTON DC Howard University is currently seeking a CHIEF ENGINEER to provide guidance and management of the Engineering Department of WHUT; oversees the maintenance of all broadcast and closed circuit equipment. Identifies technical equipment. Identifies technical malfunctions and trouble shooting technical equipment. Diagnosis equipment problems and assigning and inspection repair and maintenance work. Interested applicants should submit a cover letter and two resumes, re: Job Number: J-46-199-D-99, to: Howard University Department of Employment, 400 Bryant Street, NW, Washington, DC 20059. Please see the full posting for this position, including position requirements, on our website www.howard.edu. Howard University is an EOE/AA Employer.

The Digital Video Engineering Department of Industrial Light and Magic is currently seeking **Video Systems Programmers**.

Please stop by and visit with us at the NAB 2000 Career Fair, Sunday, April 9th, 2000 at the Las Vegas Convention Center.

We will also be accepting resumes for other positions within our Digital Technologies Department. Please see our website at www.ilm.com for a complete listing of our opportunities.



INDUSTRIAL
LIGHT+MAGIC

A DIVISION OF ILMAR DIGITAL LTD.

We've got what's next

CHIEF ENGINEER: KEYT-TV, Santa Barbara, CA, a highly aggressive, small market network affiliate, is seeking a highly motivated, hands on, individual to serve as Chief Engineer. Qualified candidates will have five or more years experience in all aspects of broadcast engineering. Including Transmitter, Microwave, and Studio Equipment maintenance and repair. The ideal candidate will have the ability to diagnose equipment problems to the component level and administer repairs. A preferred candidate will have in-depth knowledge of file servers, budget planning, and engineering staff supervision. A perfect opportunity for someone in second chair to move up to the next level. KEYT-TV is an equal opportunity employer. Send resumes to: Charles Goode, V.P. Engineering, Smith Broadcasting Group, Inc., 720 2nd Avenue South, St. Petersburg, FL 33701.

MEDIA GENERAL BROADCAST GROUP: www.mgbg.com WJTV-TV Anchor/Reporter. Responsible for anchoring newscast, producing and setting up general assignment reports and speaking to community groups. Formal education equivalent of BS in Journalism, Communications or related field. Minimum two years anchor experience in local television news, including writing, producing, and anchoring. Tape required. Reporting skills mandatory. Knowledge of journalistic standards as they relate to on-air presentation of news stories. Accurate and comprehensive writing skills as well as good communication skills. Ability to maintain professional and personal appearance. EOE M/F Drug Screen. Send resume to HR Dept, 1820 TV Road, Jackson, MS 39204-4148

Broadcast Engineers Interview at NAB!

Tired of working 2nd and 3rd shifts? Audio Video Resources has an immediate opportunity for the right candidate. We have a customer base of 2000+ clients for the repair, maintenance, and integration/installation of broadcast cameras, VTR's, and multisync monitors. We are looking for 4-5 years experience in a broadcast environment with a proven track record working on Sony, JVC, and/or Panasonic broadcast equipment. Generous salaries and full benefit package including 401K.EOE. Drug test required. Fax info/resumes Attn. J.L. at 602-274-7416.

ENGINEERS: Rare engineering opportunities with Television's best career company, employee-owned Journal Broadcast Group. We need a Chief Engineer at KTNV-TV in Las Vegas, and a Maintenance Engineer at KMIR-TV in Palm Springs. Learn more about your opportunity for employee ownership at www.journalbroadcastgroup.com Send resume to: Perry Boxx, Station Manager, KTNV-TV, 3355 S. Valley View Blvd., Las Vegas, NV 89102. Greg Green, Director of Operations, KMIR-TV, 72920 Parkview Drive, Palm Desert, CA 92260

ENGINEER: Expanding NYC post/duplication facility is seeing an experienced engineer. System troubleshooting and component level equipment repairs & alignment necessary. Competency with Sony, Chyron, GVG, and Editware is a must. Salary commensurate with experience. Fax resume in confidence to: 212-398-9660.

	Page Number	Reader Service Number	Advertiser Hotline		Page Number	Reader Service Number	Advertiser Hotline
Accom Inc.	107	154	650-328-3818	Gepco	208	213	847-795-9555
Acrodyne	191	201	800-523-2596	Grass Valley	MAP,69	135	800-998-3588
ADC Broadcast	36	122	800-726-4266	Harris Corp./Broadcast Division	3	104	606-282-4800
ADC Broadcast	112	157	800-726-4266	Henry Engineering	334	277	626-355-3656
ADC Broadcast	163	186	724-941-1500	Herman Electronics	334	283	305-477-0063
Adherent Ltd.	43	126		Horita	234	229	949-489-0240
Agilevision	195	203	609-514-4030	I-Bus	213	217	800-382-4229
AJA Video	228	207	530-274-2048	I-Com	275	255	703-707-9094
Allied Tower	196	202	281-535-0501	IDX Technologies	MAP,325	269	858-560-9779
Andrew Corp.	68	134	708-349-3300	Ikegami Electronics Inc.	37	123	201-368-9171
Angenieux	101	150	201-812-3858	Industry Click	76,231	139,227	816-300-0323
ANN Systems	71	136	858-674-5239	Inscriber Technology	47	128	519-570-9111
Anton/Bauer	187	198	800-422-3473	Intertec Publishing	291		
APW Enclosure Products	134	175	661-702-7200	Itelco	259	244	303-464-8000
APW Zero Cases	202	234	801-298-5900	ITS-Integrated Tracking Sys.	338	295	718-217-8678
Audio Technica	87, 193		330-686-2600	Jones Earth Segment, Inc.	337	294	303-784-8809
Avstar Systems	233	228	608-273-5876	Kramer Electronics	93	146	888-275-6311
Axon Digital Design	106	153	+314-241-4500	KTech Telecommunications	31	119	818-361-2248
Azden Corp.	215	218	905-479-0148	LDI 2000	293		
BARCO Comm. Sys.	169	190	770-590-3600	Leader Instruments Corp.	129	173,174	800-645-5104
BBC Resources	63	131		LeBlanc Broadcast Inc.	183	196	
B&B Systems	337	293	818-551-5858	Lectrosonics	223	223	800-821-1121
Beck Associates	339	299	512-388-9777	Leitch Incorporated	41	125	800-231-9673
Belar Electronics Laboratory	128	256	610-687-5550	Leitch Incorporated	335	282	800-231-9673
Benchmark Media Systems	333	274	800-262-4675	Leitch Incorporated	348	103	800-231-9673
B&H Photo - Video	328-331	271,272	212-239-7500	Lemo USA Inc.	44	127	800-444-5366
Bogen Photo	MAP		201-818-9500	Lighthouse Digital Sys.	170	188	916-272-8240
Boxx Technologies	199	206	512-835-0400	Litton Electron Devices	174	191	800-861-1UHF
Broadcast Microwave Services	201	208	619-560-8601	Logic Innovations	217	219	949-476-1016
The Broadcast Store	339	298	818-551-5858	Louth Automation	9	106	650-843-3665
Broadcast Supply Worldwide	229	231	800-426-8434	Marconi Applied Technologies	65	132	914-592-6050
Broadcast Video Systems Ltd.	224	224	905-764-1584	Maxell Corporation	115	159	800-533-2836
Calrec Audio Ltd.	79	141	+142-284-2159	Methode Electronics	109	155	708-867-9600
Canon USA	32-33	120	800-321-4388	Mindport	139	181	
Carlson	274	253	415-677-0141	Miranda Technologies Inc.	11	107	514-333-1772
Chyron Graphics	74-75	138	516-845-2000	Modulation Sciences	235	263	800-826-2603
Ciprico	247	238	800-727-4669	Motorola Broadband	269	249	215-323-1000
Clear-Com Intercom Systems	165	187	510-496-6666	Multidyne Electronics	336	276	800-4TV-TEST
Columbine Systems	77	140	303-237-4000	NAB Broadcasters	57		202-429-5350
Comark Communications	103,221	151,222	413-569-5939	NEC America, Inc.	184	194	214-518-5358
Comm/Scope Inc.	135	179	800-982-1708	Network Electronics	253	241	800-877-TAPE
Communications Specialties	265	247	516-273-0404	Northstar Technical Serv.	218,335	220,281	954-921-5868
Computer Assisted Tech.	272	251	212-687-2226	NOVA	138	178	781-275-1323
CPI/Eimac	123	164	650-592-1221	NuComm Inc.	59,251	130,240	908-852-3700
Creative Planet	137	180	323-634-3507	NVision Inc.	281,283	258,259	530-265-1000
Datatek, Inc.	161	184	800-882-9100	NVision Inc.	285,287	260,261	530-265-1000
Dielectric	227	226	207-655-4555	NVision Inc.	289	262	530-265-1000
Digibid.com	339	297	301-571-0790	Omneon	38-39	124	408-558-2113
Divi Com	7	105	408-944-6700	Opticomm Corp.	80-81, MAP	142,143	858-450-0143
DNF Industries	202	235	818-252-0198	Oxtel	207	212	
DPS	MAP,27	116	606-371-5533	Pag Ltd.	277, MAP	257	081-543-3131
Dolby Labs Inc.	111	156	415-645-5000	Panasonic	20-21		800-528-8601
Doremi Labs Inc.	48-49	129	213-874-3411	Panasonic	94-95		800-528-8601
DSC Laboratories	334	278	905-673-3211	Pesa Switching Systems	211	215	800-328-1008
ECI Telecom Ltd.	83	287		Philips Broadcast Television	25,142	115,288	800-962-4287
Electro-Voice	261	245	616-695-6831	Pinnacle Systems Inc.	MAP,67	133	650-526-1600
ESF	162,336	182,284	310-322-2136	PiRod, Inc.	219	221	219-936-4221
e-Studio Live	189	199	978-244-0858	Pixelmatrix Corporation	97	147	604-688-0202
Evertz Microsystems Ltd.	133	177	905-335-3700	Play, Inc.	35,239	121,232	916-631-1865
Expolatina	293			Prime Image Inc.	209	214	408-867-6519
Extron Electronics	23	113	714-491-1500	QSC Audio Products	245	237	714-754-6175
Faroudja	197	205	408-735-1492	Quantel	51-56		
Fast Forward Video	275	254	800-744-TIME	Radamec	327	270	908-518-0685
Fast Multimedia	249	239	425-354-2028	Research Technology Intl.	212	216	847-677-3000
Folsom Research	185	197	916-859-2500	RF Technology	273	252	203-866-4283
For A Corporation	104-105	152	352-372-0270	Rocket Network	119	161	415-538-0123
Forecast Consoles, Inc.	194	200	516-253-9000	Rohn	257	243	309-697-4400
Fujinon, Inc.	121	162	973-385-8902	Ross Video Ltd.	28,98	117,149	613-652-4886
Gentner Communications	125	163	800-945-7730	Ross Video Ltd.	166,267	185,248	613-652-4886

Ad Index

	Page Number	Reader Service Number	Advertiser Hotline
S bre Communications	200	204	712-258-6690
S chtlcr Corp. of America	17	110	www.sachtler.de
S nix Corporation	309	264	708-677-3000
S a Change	263	246	978-897-0100
S ncore	203	209	800-SENCORE
S erra Design Labs	15	230	702-831-7837
S gma Electronics Inc.	205	211	717-569-2681
S nell & Wilcox Ltd.	116-117	160	408-260-1000
S olid State Logic	131	176	800-343-0101
S ony Broadcast	4-5		
S ony Broadcast	45		
S andard Communications	MAP, 171	192	310-532-5300
S udio Exchange	335, 338	285, 296	818-840-1351
S witchcraft	225	225	773-792-2700
T ddiran Scopus	113	158	
T ndberg Television	141	195	949-725-2500
T C Electronic	86	145	805-373-1828
T ektronix	89-92		503-627-2151
T eleast Fiber Systems	18	111	508-754-4858
T elestream	MAP, 85	144	530-470-1300
T lex Communications	159	183	800-392-3497
T eranex	13	108	407-517-1464
T omson Broadcast	243	236	800-882-1824
T omson Tubes	319, 321, 323	266-268	201-812-9000
T ernan Communications	19	112	619-587-0252
T ompeter Electronics	24	114	818-707-2020
T on-Tek	334	280	918-663-4877
T ah Comtek	271, 335	250, 289	
V ideotek, Inc.	347	102	800-800-5719
V iewgraphics Inc.	99	148	650-903-4900
V inten	29	118	914-268-0100
V ard-Beck Systems	124	165-172	416-438-6550
V avetek Wandel Goltermann	73	137	317-788-9351
V avetek Wandel Goltermann	167	189	
V egener Communications	241, 336	233, 286	770-623-0096
W heatstone Corp.	2	101	252-638-7000
W indows to the Web	295		
W ohler Technologies	255	242	415-589-5676
Z ndard Technologies	315	265	
Z pex Technologies	210	210	650-930-1300
Z OFX	333	275	972-234-8750
Z O Systems	MAP, 173	193	818-991-0360

Sales Offices

WEST
Lynne Hefner
 5236 Colodny Ave., Suite 108
 Aurora Hills, CA 91301
 (818) 707-6476
 Fax: (818) 707-2313
 lnhefner@worldnet.att.net

EAST
Jeb Gordon
 315 Court Street, Suite #9
 Brooklyn, NY 11231
 (718) 802-0488
 Fax: (718) 522-4751

EAST/MIDWEST
Jeanne Melton
 1775 Broadway, Suite 730
 New York, NY 10019
 (212) 333-4655
 Fax: (212) 459-0395
 jeanne_melton@intertec.com

INTERNATIONAL
Richard Woolley
Tony Chapman
 P.O. Box 250
 Banbury, Oxon OX168YJ UK.
 +44(0)1295278407
 Fax: +44(0)1295278408
 richardwoolley@compuserve.com

REPRINTS
Jenny Eisele
 (913) 967-1966
 Fax: (913) 967-1901

JAPAN
Orent Echo, Inc.
Masby Yoshikawa
 1101 Grand Maison
 Shimomiyabi-Cho 2-18
 Shinjuku-ku, Tokyo 162, Japan
 (31) 813235-5961
 Fax: (31) 813235-5852

CLASSIFIED ADVERTISING
OVERLAND PARK, KS
Brian Huber
 P.O. Box 12901
 Overland Park, KS 66282
 (800) 896-9939 (913) 967-1732
 Fax: (913) 967-1735

LIST RENTAL SERVICES
Lisa Majewski
 9800 Metcalf
 Overland Park, KS 66212-2215
 (913) 967-1872
 Fax: (913) 967-1897

CUSTOMER SERVICE: 913-967-1707 OR 800-441-0294

BROADCAST ENGINEERING (ISSN 0007-1994) is published monthly (except semi-monthly in May and December) and mailed free to qualified persons by PRIMEDIA Intertec, 9800 Metcalf, Overland Park, KS 66212-2216. Periodicals postage paid at Shawnee Mission, KS, and additional mailing offices. Canada Post International Publications Mail (Canadian Distribution) Sales Agreement No. C059295. POSTMASTER: Send address changes to *Broadcast Engineering*, P.O. Box 12902, Overland Park, KS 66282-2902. CORRESPONDENCE: Editorial and Advertising: 9800 Metcalf, Overland Park, KS 66212-2216. Phone: 913-341-1300; Edit. fax: 913-967-1905. Advert. fax: 913-967-1904. © 1999 by Intertec Publishing. All rights reserved.

Broadcast ENGINEERING

EDITORIAL

Brad Dick, *Editor*
 Steve Epstein, *Technical Editor*
 Jim Saladin, *Senior Associate Editor*
 Patrick Murphy, *Associate Editor*
 Laura Collins, *Editorial Assistant*
 Tom Cook, *Dir., Editorial Development*

ART

Darlene Wilson, *Art Director*

TECHNICAL CONSULTANTS

Jerry Whitaker, *Conference Consultant*
 Brad Gilmer, *Computers & Networking*
 John H. Battison, P.E., *Antennas/Radiation*
 Michael Robin, *Digital Video*
 Donald L. Markley, *Transmission Facilities*
 Harry C. Martin, *Legal*
 Larry Bloomfield, *News Technology Editor*
 Paul McGoldrick, *Industry Watcher*

BUSINESS

John Torrey, *V.P. Entertainment Division*
 Dennis Triola, *Group Publisher*
 Rachele Thomas, *Marketing Director*
 Kathy Lewis, *Advertising Coordinator*
 Mary Mitchell, *Classified Ads. Coordinator*
 Sherri Gronli, *Corporate Circulation Director*
 Leann Sandifar, *Circulation Manager*
 INTERTEC Publishing
 Cameron Bishop, *President and CEO*
 Ron Wall, *Chief Operating Officer*
 Stephanie Hanaway, *Dir. Dir. of Marketing*
 Doug Coonrod, *Corporate Art Director*

PRIMEDIA Information Group
 Curtis Thompson, *President/CEO*

PRIMEDIA Inc.
 Tom Rogers, *Chairman and CEO*
 Charles McCurdy, *President*
 Beverly C. Chell, *Vice Chairman*

MEMBER ORGANIZATIONS

Sustaining Members of:
 • Acoustical Society of America
 • Society of Broadcast Engineers
 • Society of Motion Picture and TV Engineers
 • Society of Cable & Telecommunications Engineers

Member, American Business Press
 Member, BPA International
 Affiliate Member,
 International Teleproduction Society



BROADCAST ENGINEERING is edited for corporate management, engineers/technicians and other management personnel at commercial and public TV stations, post-production and recording studios, broadcast networks, cable, telephone and satellite production centers and networks.

SUBSCRIPTIONS: Non-qualified persons may subscribe at the following rates: United States and Canada; one year, \$65.00. Qualified and non-qualified persons in all other countries: one year, \$80.00 (surface mail); \$145.00 (air mail). Subscription information: P.O. Box 12937, Overland Park, KS 66282-2937.

Photocopy authorization for internal or personal use is granted by PRIMEDIA Intertec, provided that the base fee of U.S. \$2.25 per copy, plus U.S. \$00.00 per page is paid directly to Copyright Clearance Center, 222 Rosewood Dr., Danvers, MA 01923. The fee code for users of the Transactional Reporting Service is ISSN 0361-0942/1999\$2.25+00.00. For those organizations that have been granted a photocopy license by CCC, a separate system of payment has been arranged. Prior to photocopying items for classroom use, contact CCC at (978) 750-8400. For large quantity photocopy or reprint requirements contact Jenny Eisele, (913) 967-1966. For microfilm copies call or write Bell & Howell Info., 300 N. Zeeb Rd., P.O. Box 1346, Ann Arbor, MI 48106-1346. Phone: (313) 761-4700 or (800) 521-0600.

© 1999 by Intertec Publishing **INTERTEC PUBLISHING**
 All rights reserved.



The retail message is wrong

BY PAUL MCGOLDRICK

It is an 85 mile drive for me to get to a decent electronics store, so the trip is always relevant. In a “super” store, my family trailed around looking for everyday audio cables. There were multiple racks of those gold-plated things — taking full advantage, no doubt, to correct for losses due to skin effect at 20kHz — but no sign of the cheap stuff. A sales assistant led us to an inside wall in the store, not visible from the main floor, where the cheapies were racked.

The conversation that followed was truly enlightening as to the degree to which he and his friend could hear the difference between audio cables, and how little difference there was in running component from a DVD player compared to S-Video. I have to assume that this misguided bit of retail messaging originates at management levels, levels that want to obtain sales of what is most profitable, rather than what they could sell with less margin. It sends the public a terrible message about where we are in home theater quality and the advantages of digital.

We are at a stage here in the year 2000 where I can sit in my media room and enjoy superb audio through my 5.1 system with video display quality that is as good as most studio monitors — and better than some. I feed my receiver with color-difference signals from the DVD player and my only complaint is the artifacts that I can see from the telecines used.

I found a wonderful article online about video cables, where the author assigns numbers representing display quality with different video connections — and cables (“What’s Up With Video Cables” by Doug Blackburn at soundstage.com.) He assigns a “1” to a composite video connection using a generic video cable, a “5” to S-Video (with a generic cable of course), and a “7” for component (again, generic). “S-Video would have been less annoying if two RCA connectors had been the connector

of choice. However, the electronics industry decided to annoy people by adopting a nasty circular connector that is difficult to make and difficult to use.” I must say I never enjoyed making up DIN connectors either but I haven’t done that since the ‘70s. I wonder what sort of connector is on the end of this guy’s computer keyboard?

He goes on to claim that things improve in composite video connec-

cabling nature can be worse than the phono connectors at each end.

But I’ve saved this author’s most amazing statement for last. “Video cables don’t seem to undergo any obvious break-in period like audio cables do.” Ah, now you know what your audio problems are about!

This is hardly the only example that can be found published online and on paper. This is the kind of information

It sends the public a terrible message about the advantages of digital.

tions when you use one costing \$99 (a “4” on this scale) and even up to \$269 to give you a “3.5.” There are others recommended that are a little less expensive (\$50 being the cheapest) but they “produced a serviceable image.” The things that improve with these cables, by the way, are “depth, color and blacks.” I am mystified.

Are you ready for the S-Video improvements? You can get a cable for only \$30 but the best, apparently, costs \$249. “Problems in the video have nowhere to hide when using XXX. Every last detail is right there. The edges of scan lines in non-doubled/etc. displays get so sharp that they just may become visible at closer viewing distances.” This mysterious behavior also accounts for “maximum detail, dimensionality, color range, black blacks and great gray scale performance.” This cable gets a “6.8” pushing “hallowed Component.”

No comparable review was done on component cables since it was assumed that three of the best composite will give the best component results. So three times \$269 for a meter run from DVD to receiver should do it. Do you think this guy would keel over to hear that I use audio cables — “generic,” as in cheap — for that connection? I take the view that nothing of a

that, when repeated often enough, really does create expensive niches for these manufacturers, creating at the same time urban legends that will be difficult to shift from people’s psyches. If you were a neophyte purchaser of a new DVD player and receiver, and the sales assistant explained your choices to you in these terms, what would you be looking at? If you connect S-Video you will buy one cable at maybe \$30 for the most popular brand, or \$70 for the most popular component video brand. You are already looking at rather more for the receiver because, as far as I know, there is only one brand that provides color-difference inputs at a lowly 27” screen size (and if the store doesn’t carry that model there will be no mention of it, of course.) So the buyer goes the S-Video route and loses a great deal.

This is not a one-on-one thing. Every purchaser of a DVD player who feels the quality is not as high as expected becomes a slower adopter of anything else digital — and that is not what we want or need for faster DTV adoption. ■

Paul McGoldrick is an industry consultant based on the West Coast.

SEND Send questions and comments to: paul_mcgoldrick@intertec.com



World-class solutions.

Videotek.

Gold Medal Performance! With over a quarter century of excellence, Videotek continues to lead the way in providing world-class signal management solutions to the global television broadcast, cable, and tele-production industries. Join the thousands of video professionals in over 60 countries who have discovered the quality, innovation, and winning ways of Videotek products. Premium quality, intelligent design, and total value makes everyone a winner.

For more information on how Videotek can fulfill your video system needs, visit our website at www.videotek.com or call 800-800-5719 and talk to one of our expert sales engineers. Videotek — always willing to go the extra mile.

*Premium Quality,
Intelligent Design,
Total Value...*

That's Videotek.

www.videotek.com

Visit our NAB Booth #L12924

Five Year Warranty
ISO-9001 Certified




Circle (102) on Free Info Card



News doesn't just break — it explodes

Hit the air instantly while your rivals crash and burn. Thanks to Leitch, now you can record multiple feeds, edit as you record and play back instantly with NEWSFlash™—our digital newsroom.

The instant news makes impact, you have to be ready to launch your crew into the action. The first one on air is reporting the news; everyone else is just reporting history. As every second passes, you're in danger of missing your target. Leitch's news server ensures that you never crash and burn by giving you direct, unrestricted access to our V-SAN—the Video Storage Area Network. Your crew can simultaneously record multiple feeds, edit complete packages, and instantly play to air. In no time you'll be shaping stories that used to remain up in the air. Your crew will be on the air before the competition loads its tapes. It's all possible with NEWSFlash™, the world's first Windows NT-based integrated editing system designed specifically for news. And you can simultaneously attack with your total squadron with BrowseCutter™, the only journalist workstation that allows your crew members to build rundowns, edit scripts, search news automation wires and browse digital video right from their computer desktops. The sky's the limit with Leitch's integrated news system. Call 800-231-9673 for more information or visit our website www.leitch.com.



Using NEWSFlash, newsroom generals can coordinate with outside forces with nine compatible newsroom automations interfaces: ANN Nexxus "Newsmaker," AP ENPS; Autoque; CTV Baton; DCM; Generation Technologies; Newstar; AvStar; and Roswell.



LEITCH

think video @

Circle (103) on Free Info Card

International/Canada +1 (416) 445-9640, (800) 387-0233 • U.S.A. East +1 (757) 548-2300, (800) 231-9673, U.S.A. West +1 (818/888) 843-7004 • Europe +44 (0) 1483-591000

Hong Kong +(852) 2776-0628 • Japan +81 (3) 5423-3631 • Australia +61 (2) 9939-3355 • Latin America +1 (305) 591-0611 • Brazil +55 (11) 3159-0770

www.americanradiohistory.com

©2000 Leitch and VR are registered trademarks of Leitch Technology Corporation. BrowseCutter and NEWSFlash are trademarks of Leitch Technology Corporation. All other trademarks are property of their respective holders.