

Broadcast ENGINEERING®

THE JOURNAL OF DIGITAL TELEVISION®

N A B

preview

Your Personal Guide to NAB 2001

DTV Marketplace • DTV Answer Book • FASTtrack

Sam Boyd's
TREMONT
Floral
CASINO

4
QUEENS

**Special
Report:
New Flavors
of MPEG**



System Integration by MCSi, Inc.

The Weather Channel's TV-80 Console

"ONE OF OUR KEY REQUIREMENTS was the ability to support many more microphones, mix-minuses for IFBs, and satellite sources without routing and patching sources and inputs. WHEATSTONE's TV-80 audio console was the logical fit for our needs. It featured eight internal mix-minuses and was 'tried and true' technology. Its preselects with Event Computer give us the expansion and flexibility needed to satisfy a diverse range of needs, from live production out of multiple sets and studios to pre-production for specially produced programming.

THE WHEATSTONE FACTORY commissioning and training worked out very well. It was well coordinated and the operators (both old and new hands) seemed to understand the console, the layout, and the functionality. There have not been any major operational 'bugs' using the audio console live on-air and

user satisfaction with the console has been very good. Setup time and ease of operation have improved significantly. To date we have not had any service needs."

— John Orr, Mgr., Broadcast Engineering Projects

"YOU JUST CAN'T GO WRONG with WHEATSTONE. Their boards are intuitive and clean sounding, and you can track signal flow at a glance. In my eyes the greatest feature of the TV-80 is their mix-minus bus system. *Anyone out there who's 'faking' mix-minus by using submasters or an external box will wonder how they did without it.* The TV-80 is a definite time saver, both in installation and operation. It makes audio operators more confident and reduces show prep time—we're now able to do more and better pre-production. Definitely WORTH EVERY PENNY!"

— Craig Reeves, Audio Engineer

 **Wheatstone Corporation**

tel 252-638-7000/fax 252-635-4857/sales@wheatstone.com / www.wheatstone.com

copyright © 2001 by Wheatstone Corporation
specifications and features subject to change without notice

Circle (101) on Free Info Card

www.americanradiohistory.com

Juggling Too Much? Harris Can Help!

Taking care of today's broadcasting needs while moving toward a digital future is a tough juggling act. You need to maintain and, perhaps, upgrade current systems. Maybe you're even contemplating complete station makeovers. Fortunately there's a company with the resources and dexterity to help you maintain your balance: Harris.

Automation

Whether you need single-channel, multi-channel, or news solutions, Harris has a scalable automation solution to fit your precise requirements.

Transmission

Harris has everything from replacement parts for your current transmitter to a new analog or digital transmission system.

- TV - UHF, VHF, DTV, DVB-T
- Radio - AM, FM, IBOC, DAB
- STL - single to multiple site linking

Systems

Who but Harris offers everything from a single console to the design and installation of entire radio, TV, and mobile studios? Come see our line of DTV products to help you manage your entire system.

Service

Harris installs, maintains and repairs everything it sells. And our broadcast training centers are available to make your team as self-reliant as possible.

Don't Drop the Ball

Let us show you our newest solutions. Come to our booth to discuss your particular balancing act. You'll find us in booth L5023, ready to help.

next level solutions

SERVICE

SYSTEMS

AUTOMATION

TRANSMISSION



Anycast

 anycast

WORKING > ACQUISITION/INGEST > STORAGE > CONTENT CREATION > DISTRIBUTION > STORAGE > T

 any questions?

SONY®

solutions. anytime. anywhere.

DISTRIBUTION > METADATA & NETWORKING > ACQUISITION/INGEST > DISTRIBUTION > STORAGE >

Broadband means broad new opportunities for broadcasters and production professionals. Sony is the ideal partner to make those opportunities pay off — in practical, profitable applications to keep you competitive today...and in new revenue streams to help you grow tomorrow.

Anycast™ Solutions mean more: more content, through more channels, to more people, for more purposes. As well as more speed, flexibility and efficiency in your daily operations.

Anycast Solutions mean industry standards. Strategic partnerships. IP-ready systems for Internet, web and satellite downloading and uploading.

Solutions that build upon your current infrastructure. And inter-operative, end-to-end systems with every vital component of the broadband spectrum: **acquisition/ingest, content creation, storage, distribution** and **asset management**.

Anycast Solutions mean proven Sony experience that can help you implement broadband-era projects quickly and cost-effectively — backed by Sony's industry-leading technical support.

Anycast Solutions take you Anywhere. Anytime. Any way you want to make it happen.

© 2001 Sony Electronics Inc. All rights reserved. Reproduction in whole or in part without written permission is prohibited. Sony and Anycast are trademarks of Sony.

WWW.SONY.COM/NAB01 **1-800-472-SONY EXT. AC**

IN THIS ISSUE



Features

90 NAB Preview

92 DTV Answer Book

By BE Staff

Experts answer questions on the pressing issues broadcasters face in their transition to digital, from how to stream signals to the Web to what to look for in a systems integrator.

120 DTV Marketplace

By BE Staff

A preview of the latest digital products offered at this year's show.

232 FASTtrack

252 The new flavors of MPEGs

By Peter Symes

New MPEG standards set up rules for an object-oriented approach to encoding, methods for describing metadata, and a structure for management and use of digital assets.

Beyond the Headlines

NEWS

16 Will iBlast pay for the transition to digital?

FCC UPDATE

28 EEO rules invalidated

BUSINESS MODELS

30 Set-top boxes uncovered

Digital Handbook

TRANSITION TO DIGITAL

36 HDTV data multiplexing, Part 1

COMPUTERS AND NETWORKS

44 Networking and control systems

STREAMING MEDIA

50 Production room infrastructure

ON THE COVER: This month's cover suggests the blending of new technology with the familiar. Las Vegas' Freemont street is shown lighted by digital waveforms projected overhead. Illustration provided by Tektronix.

(continued on page 8)



“There’s nothing better..”

“DVCPRO50 clearly builds on DVCPRO25, which has been an excellent workhorse format for us. We knew how reliable DVCPRO50 would be. It’s cost-effective and the quality is excellent—there’s nothing better for our needs.”

- Dale Kelly, senior vice president, Pappas Telecasting



When Pappas Telecasting, the nation’s largest private station operator, wanted the best possible format for Azteca America, its new Spanish-language network, the choice was easy: DVCPRO50. Citing both backwards compatibility with 25Mbps DVCPRO and a clear migration path to HD, Pappas chose the award-winning

format for acquisition through production. “Everything we’re currently building is 4:2:2 601-based, so DVCPRO50 fits perfectly with our new network requirements,” said Pappas Sr.V.P. Dale Kelly. DVCPRO50 is the world’s first 4:3/16:9 production format to deliver a complete I-frame, 50Mbps, 4:2:2 studio quality production chain from field acquisition through editing to program transmission. Join forward-looking station groups like Pappas in selecting the interoperability and quality of DVCPRO50. To learn more, call **1-800-528-8601** or visit our web site at **www.panasonic.com/broadcast**.

Panasonic
Open systems. Open minds.
www.panasonic.com/broadcast



Broadcast ENGINEERING

www.broadcastengineering.com

Daily News and archives

Monthly Features

New 2001 Buyers Guide

Web Exclusives

- Wide Screen Scam
- Guest Editorial: How the Internet Plays into the Broadcast Market
- New FCC Chairman: DTV Deadlines Unrealistic
- U.S. High Court Rules Against Affirmative Action Order

Visit the Demo Room



on the web

www.broadcastengineering.com
a member of digital media net

Systems Design & Integration

SYSTEMS DESIGN SHOWCASE

- 54 LDS Conference Center
- 66 WVPT renovated digital station

TRANSMISSION & DISTRIBUTION

- 76 The STL debate goes on

PRODUCTION CLIPS

- 80 The ins and outs of selecting a lens

SYSTEMS INTEGRATION

- 84 The "new" manufacturer

New Products & Reviews

FIELD REPORTS

- 262 Acterna's DTS-400: MPEG-2 monitoring at EchoStar
- 264 TechTV flips for Telestream's FlipFactory

TECHNOLOGY IN TRANSITION

- 266 Streaming media products:
Moving from software to hardware

BUSINESS WIRE

- 268 Business highlights from broadcast and production

Departments

- 12 Editorial
- 14 Reader Feedback
- 278 Classifieds
- 286 Advertisers Index
- 288 EOM

FREEZE FRAME

A look at the technology that shaped this industry.

VTR features

Name this Ampex VTR, year first shown at NAB and two features that made it unique from all of its predecessors. A bonus will be given to the first person who includes the official internal code name used for the machine while it was in development. Enter by e-mail. Title your entry "Freezeframe-March" in the subject field and send it to: editor@intertec.com. Correct answers received by June 1, 2001, will be eligible for a drawing of Broadcast Engineering T-shirts.



If you don't sound good, you don't LOOK good.

For desktop video production, presentations or multimedia authoring, sounding good means using the best audio mixer you can plug into: The VLZ[®] PRO compact line from Mackie Designs.

Easy to use.

You don't have to be an A/V nerd to get the most out of a Mackie compact mixer. They come with informative manuals written in real English. And they're backed by the most responsive tech support department in the industry. Controls are intuitive and simple to operate.

Easy on the ears.

Our VLZ PRO line sets the standard for low noise and high headroom. Equipped with audiophile-grade XDR[™] microphone preamps, they're the compact mixer of choice for network sports and news location sound, major recording studios, touring groups and post facilities worldwide.

A size for every application.

VLZ PRO mic/line mixers range from the 16-input/16-mic-preamp 1604-VLZ PRO to the 12-input/4-mic-preamp 1202-VLZ PRO. Each is surprisingly affordable and designed to let your production sound as good as it looks.

Get the whole VLZ PRO Story.

Call toll-free for an incredibly detailed 72-page product catalog complete with Hook-up Guide. Or visit our web site for more information.

Circle (105) on Free Info Card

↓ 1604-VLZ PRO

↓ 1642-VLZ PRO

↓ 1202-VLZ PRO

← 1402-VLZ PRO

MACKIE

www.mackie.com • 800.258.6883

VLZ PRO mixers are made by real Mackies like these folks in scenic Woodinville, USA.



HD XS HD XS HD XS HD XS H

Turn A Field Of Flowers Into A Field Of Dreams.



HD XS HD XS HD XS HD XS



See Canon's NEW "Future Proof" Lenses at NAB 2001.

Maximize Your Camera's Performance.

Visit Us At NAB Booth# L10436.

Canon KNOW HOW™

Canon and Canon Know How are trademarks of Canon Inc. ©2001 Canon USA, Inc.


Circle (106) on Free Info Card

www.americanradiohistory.com

Welcome to the Demo Room

I usually spend this pre-NAB space promoting the upcoming convention. I'm always excited about the show and love to talk about it. But this year, I've got something else I'd like to tell you about. It's called the *Demo Room*.

Ever since the *Broadcast Engineering* website was launched, I've wanted to bring active video and audio to readers. Maybe it's because of my broadcast background that print has just never completely filled my desire to communicate. Moving pictures and audio provide a powerful form of communication that the print page can't provide. Until now, it's been impossible to tie an audio/video presentation with the print medium. Technology has changed such that and I can now offer you, the reader, that missing element — streaming video.



We've just launched the *Broadcast Engineering* Demo Room. It's available through the *BE* website: www.broadcastengineering.com. Once you're on the site, look for the Demo Room logo, which is shown below. Click on the logo and you'll be launched into the room where you can select from several product demonstrations.

Vendors who want you to better understand their products provide the product demonstrations — the most effective way to get a feel for a product.

No one gets to all the booths they'd like to see at NAB. There are just too many. And having enough time to view all of the recorded demonstrations while you're there isn't likely to happen because, again, there are just too many. The Demo Room helps to solve that dilemma. You can now enjoy full product demonstrations right in the comfort of your home or office.

Products with demonstration videos are identified in the magazine with the Demo Room logo. These logos will appear next to a company's new product announcement or on their advertisement.

When you see the logo, you know there's a demo online for you to view.

The product's manufacturer provides the videos and they are solely responsible for the content. No log-in or registration is required so you're completely anonymous and it's absolutely free.

Clearly the manufacturers want you to better understand what their products are capable of and how they work, so the demonstrations are targeted on applications and functionality. From the Demo Room, you can directly access the manufacturer's site via a clickthrough if you want more information.

Many of these monthly videos will be archived for future viewing. You'll be able to enter the archive section of the Demo Room and select previous months' videos of products you may have missed during their initial publication in the magazine.

Please give the Demo Room a try and let me know how you like it. See you at NAB. It's going to be a great show.



Brad Dick

Brad Dick, editor

Send comments to:
direct: editor@intertec.com
website: www.broadcastengineering.com

Solving the Digital Puzzle


imaging Series
Video/HDTV/Audio
Interfaces


p100Link
Miniature Converters


Aquila
Upconverter


Multi-Image
Display Processors


Audio/Video
HD/Telecom
Routing Switchers


DV-Bridge
IEEE 1394
Audio/Video CODEC



Fix your Incoming Feeds

The Miranda *imaging* Series provides broadcasters with the most integrated and compact solution for decoding, equalizing, synchronizing, processing and adjusting video and audio signals regardless of original format. All the functionality you need on two compact cards, allowing multiple channels per frame to be fixed. Connect to this our highly adapted control solution and you will be able to weather the worst of feeds with ease.



Incoming Feed Processing An *imaging* Series Solution



Editor: In Barb Roeder's recent article, "Getting Started with Streaming Media," is the following paragraph:

"Today's streaming media can be delivered using several different methods. True streaming media requires a specialized server such as RealServer, Windows Media Server or the Quick-Time Streaming Server (QTSS). Your content is then delivered and viewed in real time, whether it originates from a live event or an archived media file. The caveat to true streaming is that the bit rate of the movie must match the bandwidth of the connection or buffering will occur and playback will be interrupted."

I have been streaming Real Player video files off of ordinary servers (including a free server) for some time now. So long as my connection speed is adequate, I don't experience buffering or playback interruption. I have heard this statement made as regards Real Player so many times — even a presenter for an Adobe seminar insisted on it and insisted that what I was already doing was impossible!

I suspect Real Player wants people to

I suspect Real Player wants people to believe this, for obvious reasons, and has perpetuated the myth.

believe this, for obvious reasons, and has perpetuated the myth. You can't blame them for trying, but if you look hard enough in the Real Producer manual it is quite clear that the only drawback of using a non-dedicated server is that you lose some of the more refined capabilities of Real Server, and that buffering and interrupted playback is "more likely" — but hardly inevitable. I have an ADSL line, and I can watch



an hour-long video presentation I created and encoded for 28K, 56K or faster connections, and never experience an interruption. When I had a 56K modem, sometimes I did, sometimes I didn't — including on dedicated servers. So I think it's true to an extent and to a point, but it's hardly the black-and-white issue most people seem to think. I think it's more a matter of your connection speed than whether the server is dedicated or not.

STEVE SAKELLARIOS

Barb responds:

Any video can be served from an ordinary server, which is sometimes referred to as HTTP streaming. HTTP is the protocol for transport of web pages over the Internet. The specialized streaming servers mentioned in the article use, Real Time Streaming Protocol (RTSP), at least as a first choice, for delivering the streaming media. RTSP has a lower overhead and less error correction, so real-time delivery is better. The error correction and feedback communication built into HTTP permits the guaranteed delivery of data, just not necessarily the timing of that data. Hence, we wait for web pages if the connection is slow, but we always get all the information unless the connection is broken altogether. If the player has to wait for packets due to poor connection performance, buffering occurs during playback.

As Steve says, "So long as my connection speed is adequate" there is no buffering during streaming from an HTTP

server. Using an ADSL line capable of up to 6Mb/s, chances are you would never see poor performance because most streams are designed for 300- to 500Mb/s even in the broadband market.

So how much ERP do I really need?

Aloha, I read the article "Engineering KICU's path to DTV" by Jim Boston and David Lingenfelter. I have a simple question: What is the approximate ratio of DTV to NTSC ERP needed to maintain existing city grade coverage patterns for UHF stations?

KEN WOOLEY

Jim responds:

Ken,

The FCC used the Grand Alliance guidelines in assigning DTV power for each station 12dB below the NTSC power level for UHF to UHF transitions, but didn't use it for VHF to VHF. The difference in power between NTSC and DTV is due to the signal-to-noise ratio for impaired viewing between the two. It is generally recognized that NTSC viewing becomes objectionable at 28dB S/N. With DTV, the signal hits the error cliff edge at a little above 15dB — a difference of approximately 12- to 13dB.

One reason that the FCC is concerned with UHF is that it increased the time factor for considering coverage for UHF from FCC (50,50) to FCC (50,90) (50 percent of sites receiving the signal 90 percent of the time). As you know UHF's tend to have larger grade As than VHF's because of the large powers usually radiated, but much smaller grade Bs. (Note: Grade A and B coverage is not used in DTV measurements.) Also UHF's radio horizon is usually the same as the optical horizon, whereas VHF can have RF horizons well beyond the optical. Thus the FCC tended to be a little more liberal with VHF power levels.

JIM BOSTON
THE EVERS GROUP

DTV or Centralcasting

Just One Box!



Now you can be broadcasting DTV and turn your equipment racks into a closet!

Introducing the AgileVision AGV-1000 MPEG Master Control Switcher/Server. Not only does this software-based system manipulate and store Multi-Program MPEG Transport Streams, it also integrates a full array of functions into just one box. It does splicing and remultiplexing; inserts data, logos, and PSIP; it even does seamless insertion of compressed HD or SD program content from its internal file server.

Rather than lock you in with fixed functionality, we defined our product with software running on high-performance general-purpose processors. So you can start with the cost-effective standard package and add functionality as your business evolves. You'll still have room to hang your coat.

Contact us today to schedule your personalized demonstration and learn how we build on this amazing technology to deliver the dream of cost-effective Centralcasting.

NAB booth # L141 – North Hall

AgileVision 

©2001 AgileVision. All rights reserved.

201 Washington Rd. • Princeton, NJ 08543-5300
Phone: (609) 514-4032 • www.agilevision.com
e-mail: inquiries@agilevision.com

Circle (108) on Free Info Card

www.americanradiohistory.com

Beyond the Headlines

News



Will iBlast pay for the transition to digital?

BY LARRY BLOOMFIELD

Digital television is not the same old television we've grown accustomed to. There's a host of new services that come to the table with digital broadcast television, causing engineers to scramble to keep up with what's out there.

The kinds of things of particular interest are the technologies that make use of the unused portion of the broadcast bitstream. The equivalent of one NTSC service over a digital television broadcast system leaves a considerable amount of room for other services, additional NTSC-quality channels or the transmission of digital information that would interest many different kinds of audiences. Keep in mind bits are bits are bits. Once encoded, one kind of digital information is virtually indiscernible from any other to the transmission system.

What is the best use of the unused portion of your bandwidth? Fill it with moneymaking services offered by com-



Administering its network from a NOC in Los Angeles, iBlast boasts a network of 253 television broadcast stations capable of reaching 93 percent of the population.

panies like iBlast. iBlast promises to be a revenue generator and its approach is a significant departure from conventional television. Considering the company recently opened an impres-

sive Network Operations Center (NOC) in Los Angeles, the company looks to be broadcast ready on a large scale.

Peter Ludé, senior vice president of engineering and operations for iBlast said, "Our network now consists of 253 television broadcast stations, which cover 93 percent of the population in the U.S., and we are adding more stations every month." Ludé explained that what made iBlast different was that each member station of the network was a shareholder and owned a piece of the iBlast action.

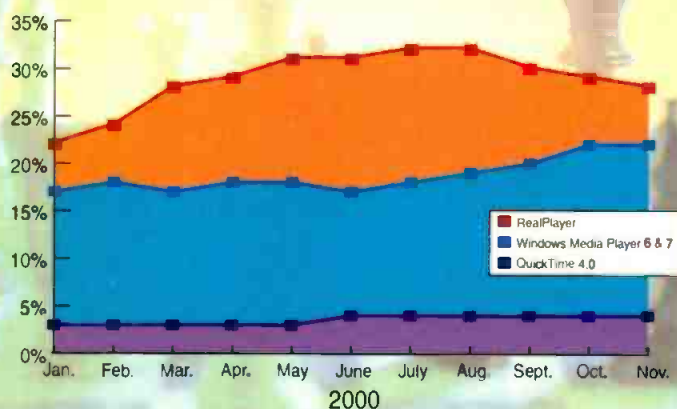
"Our service is one of the enhancements that makes DTV worth looking at," Ludé continued, "and this service is not compatible with analog television; it is a digital television service only. What makes the iBlast service distinctly different, when compared to conventional analog television services, is that the services we offer are not necessarily audio and video related. Think of it this way, anything that can be sent digitally, irrespective of the

FRAME GRAB

A look at the issues driving today's technology.

Streaming players' market share closely divided.

While 99% of PCs have media players, Microsoft and Real battle for supremacy.



SOURCE: Jupiter Media Metrix
www.us.mediametrix.com

EXCLUSIVE NAB PRODUCT INTRODUCTION

We're EASY...

EASY ON THE AIR!
EASY on the eyes.
EASY on the ears.
EASY on the budget.
EASY on the maintenance.
EASY on the Alka Seltzer.®

Introducing the Euphonix System 5-B

**The broadcast production audio console
of the future from Euphonix.**

Designed with your needs in mind.

Standard configuration includes: Innovative networked architecture, GPI/O, stereo channels, multi format channels, expanded I/O capability, backstop PFL and audio and video control room monitor selectors.

24/7/365 – Fault-Tolerant by DESIGN

Come spend 5 minutes behind your next console, the System 5-B at NAB Booth R3005

www.euphonix.com

Headquarters
(Silicon Valley, USA)

650 855 0400
info@euphonix.com

Los Angeles
(West US & Int'l)

818 766 1666
rlchn@euphonix.com

New York
(East US)

212 889 6869
info@euphonix.com

Nashville
(Central US)

615 327 2933
mfranklin@euphonix.com

London
(Europe)

+44 (0)20 8901 7510
milesr@euphonix.com

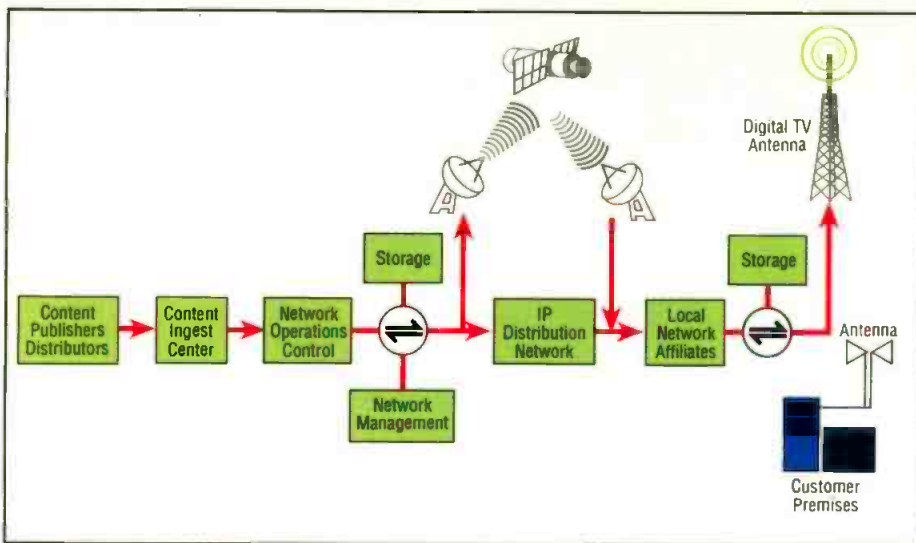
Tokyo
(Japan)

+81 (0)03 3288 4423
ezy04767@niftyserve.or.jp

 **Euphonix**
HIGH DEFINITION AUDIO

Circle (109) on Free Info Card

www.americanradiohistory.com



The iBlast model delivers original content to member stations, which then passes the data into the home via the unused portion of its broadcast bandwidth.

media, CD, bit stream, games, MP3 and TV programs, can be transported on the iBlast system. Anti-virus software and latest anti-virus shields can be broadcast to users within minutes of their development.

If it can be transported on an IP (Internet Protocol) network," Ludé said, "it can be carried on the iBlast infrastructure. In addition to what has already been mentioned, iBlast can also deliver videos games to Playstation

modulation technologies other than 8VSB, Ludé reassuringly said, "the iBlast system is agnostic to the modulation system; it doesn't care, as long as it works."

Should the iBlast user not have his or her computer on at any given time, it is quite likely the desired information would be broadcast several times throughout the day.

iBlast does not have to send information in real time. This is true of any

What is the best use of the unused portion of your bandwidth?

users and with 27 million gaming consoles in the U.S., there's definitely a market for that kind of software."

One of the things that sets iBlast apart from its competitors is the way it is distributed. Others distribute their digital content to edge server locations around the country, where the content resides on an Internet service provider's (ISP) server in the user's nearby area until it is needed by the user.

iBlast, on the other hand, is distributed to member television stations and is immediately broadcast over-the-air to users. The iBlast signal is not received by a television set, but by the user's computer system equipped with a receiver board for that purpose. This receiver board is unique in that no MPEG decoding is needed; only an 8VSB chip. For those who support

IP-based system. Multiple bits of material can be broadcast simultaneously. A computer's hard drive can be downloading MP3s while anti-virus protection is updated and the movie you want to watch tonight is slowly filling the bit bucket for recall at your convenience.

Because Hollywood is adamant about copyright protection and because the distribution of the iBlast data is via satellite, the subject of conditional access (CA) and other forms of protection come into discussion. Ludé said, "CA keeps the honest people honest. We have no specific security on our system. The content owners have that kind of thing in place already on their material and our network can accommodate it, if it is IP-based."

Fear not, with the iBlast system,

television programming always has priority, and data will move as fast as the infrastructure can accommodate it. At current bit rates, no less than 50 full DVD quality movies can be transported a day without any noticeable difference in the television service sharing the same transmitter system.

As to the economy of delivery systems, Ludé pointed out that other delivery methods are from one- to seven-cents per megabyte now, but the iBlast approach is one or two orders of magnitude less.

Says Ludé, "Were not selling anything to broadcasters, they're our partners. We don't sell equipment, only our pipeline. Yes, we do help broadcasters broker this system, it's in everyone's best interest." ■

Powell takes over

The transition to digital, from a governmental prospective, is now in the hands of the newly appointed Chairman of the FCC, Michael K. Powell. Powell is setting out to distance himself from the ways of his Clinton administration predecessors by voicing skepticism about a bevy of regulations affecting broadcasters and other ser-



FCC Chairman Michael K. Powell

vices. At his first news conference he left no question that he places greater faith in the marketplace to correct possible problems and emphasized a

sharply reduced role for the FCC.

Heading up a Commission that has two vacancies out of five and a third likely, Powell will have the opportunity to significantly reshape the FCC and related telecommunications policy. In contrast with Powell's two immediate predecessors, he has somewhat cordial relations with House and Senate leaders. According to *The New York Times*, some House and Senate leaders have taken credit for

Around the Clock... Networked News™

PINNACLE SYSTEMS NETWORKED NEWS



When it comes to getting your news stories to air, Pinnacle Systems' Networked News solutions are FAST, really FAST. Our innovative products are designed to easily integrate into your existing facility today, and provide awesome extensibility for future expansion. Because our Broadcast Solutions are totally networked, your entire news team can work collaboratively or alone to create better content, streamline their story approval process, and work on ANYFILE, ANYWHERE, at ANYTIME.

Transcend your wildest expectations for news creation, editing, collaboration, storage, and speed-to-air with our Networked News Solutions. When every second counts, our Networked News solutions will keep your team ahead of the competition.

Affordable. Reliable. Upgradable. That's Pinnacle Networked News!

FEATURES **VORTEX** NEWS NEXT GENERATION NEWS PRODUCTION

(((((The Better Way to Broadcast™))))))

Circle (110) on Free Info Card

P PINNACLE
SYSTEMS

Visit us at
NAB Booth
#L11327

To learn more about our Networked News and other broadcast solutions please visit our website at www.pinnaclesys.com/broadcast/news or call 800-964-8103 to arrange for a demo.

www.americanradiohistory.com

Got motion?

Now you can afford
motion compensation....



Everyone knows that for the best quality standards conversion you need motion compensation. It's the only way to get rid of the judder that mars ordinary linear conversions.

But it's expensive. So, even though most video material contains motion, linear processing is still widely used.

Now, Mach1 provides motion compensated standards conversion for everyday material at an everyday price.

Developed by the designers of Alchemist Ph.C, the world's finest motion compensated converter, Mach1 uses a proprietary motion compensation system called Motion Science (M.Sc).

The result is outstanding quality conversions, wherever, whenever - and whatever the budget.

So why compromise with linear conversion? If you've got motion, get Mach1.

Mach1 M.Sc

Motion Compensated Standards Converter



10 BIT, COMPACT 1RU SIZE UNIT USES PROPRIETARY MOTION SCIENCE (M.Sc) VECTORS TO DELIVER EXCELLENT MOTION COMPENSATED FRAME RATE CONVERSION.

COMPRESSION FRIENDLY OUTPUT HELPS MINIMIZE UNNECESSARY MOTION DATA IN COMPRESSED BITSTREAMS. PROVIDES I/O IN ALL SIX COMPOSITE AND SDI STANDARDS (BI-DIRECTIONAL IN NTSC, PAL AND SECAM).

DUAL AES AUDIO I/O AND EMBEDDED AUDIO, INCLUDING COMPENSATORY DELAY.

ADDITIONAL FEATURES INCLUDE NOISE REDUCTION USING MEDIAN AND RECURSIVE FILTERING AND ASPECT RATIO CONVERSION WITH FULL POSITIONAL CONTROL AND BLANKING.

IDEAL FOR WIDE RANGE OF APPLICATIONS INCLUDING OBS, NEWS TRANSMISSION AND VIDEO STREAMING.



™ COMPATIBLE WITH ROLL CALL THE INTELLIGENT BROADCAST

MANAGEMENT SYSTEM FROM SNELL & WILCOX.

Circle (111) on Free Info Card



SNELL & WILCOX



Engineering with Vision

Tel: 408 260 1000 www.snellwilcox.com

AS TELEVISION GRAPHICS CHANGE...

Television in color!
What will they think
of next?

Neat, huh?

COLOR

COLOR

BROADCASTERS STAY WITH CHYRON.

CHYRON'S INTEGRATED GRAPHICS SOLUTION: WE'RE LOOKING BETTER THAN EVER.

Chyron's **Duet**® with **Lyric**® and **Aprisa**® is fast becoming the best-integrated graphics solution in the broadcast industry. This powerful fusion of technology proves once again why the Chyron name is synonymous with television graphics excellence.

Years after the introduction of their iNFiNiT! Character Generator, Chyron's Duet, Lyric, and Aprisa systems are **breaking sales records**, while providing the industry with enhanced graphic tools at very competitive prices.

Chyron customers enjoy advanced features, including **Lyric** 2D/3D text, graphic, and keyframe animation software. The easy-to-use creation and playback graphics package is the premiere application for the **Duet Video Graphics Engine**. In addition, iNFiNiT! users can exchange messages directly into Lyric software, while Lyric can also be used off-line with Windows NT. With Duet, automation has never before been so simple. Basic web-style applications can be easily tailored to manipulate **multiple clocks and ingest external data** for real-time, automated display alongside Lyric.

Aprisa provides centralized Clip/StillStore services that can be browsed or played out from any point in the Chyron graphics network, a true fast track for moving your graphics from production to instant on-air recall. This object-oriented video server provides maximum flexibility when mixing different audio, video, and key elements. Aprisa can also recall these new associations to air **faster than any other product on the market.**

In addition to outstanding technology, Chyron's commitment to customer service is stronger than ever, including ongoing support for established products.

In the words of one customer, Chyron's Duet running Lyric Character Generator and the Aprisa Video Graphics Server "lets us push out twice as much volume - all at the high standards our viewers expect. It allows us to not only maintain quality, but also to increase it." Perhaps that's why when more and more broadcasters take a closer look at Chyron's powerful, integrated graphic solution, they like what they see.

SEE US AT NAB BOOTH #L12300

CHYRON GRAPHICS DIVISION
5 Hub Drive • Melville, NY 11747

631-845-2000 • Fax 631-845-3895 • www.chyron.com

Duet, Lyric and Aprisa are registered trademarks of Chyron Corporation ©2001 Chyron Corp.





EEO rules invalidated

BY HARRY C. MARTIN

In a unanimous decision, the U.S. Court of Appeals for the District of Columbia Circuit vacated the EEO rules that became effective in April 2000. The Commission suspended the new rules effective Jan. 31.

While the Commission could appeal the court's decision, it is unlikely given Chairman William Kennard's departure and replacement by Chairman Michael Powell, a republican. However, it is expected some public interest groups that participated in the case will appeal even if the Commission does not. This could delay the final demise of the rules. In the meantime, broadcasters are not required to file Forms 396 (EEO Program Report filed with renewals), Form 396-A (Model EEO program filed with assignments, transfers and new applications), Form 397 (Statement of Compliance) or 395-B (Annual EEO Report). Annual Public File Reports are no longer required either.

The legal basis for the court's suspension was it found the EEO rules unconstitutional because they were not narrowly tailored to further a compelling governmental interest in preventing discrimination. Focusing on Option B of the Commission's rules, the court concluded the FCC's requirements pressured broadcasters to focus recruiting efforts on minorities and women to induce more applicants from those groups. In this connection, the

court noted that the FCC had clearly indicated it would investigate any licensee that reported few or no employment applications from minorities or women. The court said the requirement in Option B that licensees report the race of each applicant would be relevant to the prevention of discrimination only if the FCC assumed minority groups would respond to non-discriminatory recruitment efforts in some predetermined ratio, such as in proportion to their percentage of representation in the local work force. It was found any such assumption stood in direct opposition to the guarantee of equal protection under the Constitution.

Efforts to promote minority participation in the media are now being made in Congress, where various groups are seeking the reinstatement of the tax certificate program. Under the previous tax certificate program, companies that sold their stations to minority-controlled titles were eligible to defer payment of capital gain taxes. Also, in a statement released just before his departure, outgoing Chairman Kennard urged Congress to increase funding for the Telecommunications Development Fund, which provides capital for small minority- and female-owned businesses.

Application deadline extended for Class A LPTVs

The Commission extended the deadline for eligible Class A LPTV stations to file license applications to 90 days after issuance of an order on reconsideration of the agency's LPTV Class A licensing rules. This could extend the deadline into late 2001.

Pursuant to an April 4, 2000 Report and Order that implemented the Community Broadcasters Protection Act of 1999 (CBPA), LPTV stations became eligible to convert from secondary status to the new Class A protected class created in the statute if the following was met during the 90 days preceding

the date of enactment of the statute: (1) The station broadcast a minimum of 18 hours per day; (2) the station broadcast an average of at least three hours per week of programming produced within the market area served by the station, or the market area served by a group of commonly-controlled, low-power stations that carry common local programming produced within the market area served by such group; and (3) the station was in compliance with the Commission's requirements for LPTV stations.

In addition, the station must be in compliance with the Commission's operating rules for full-power television stations from its application date for the Class A license.

Licensees intending to seek the Class A designation were to file a certification of eligibility with the Commission no later than Jan. 28, 2000. Those licensees that filed timely certifications were to be allowed to file Class A applications up to six months after the rules adopted in the order were effective. This was on June 9, 2000, making the original application deadline Dec. 11, 2000. At the time, the Commission felt the six-month time frame was reasonable and provided ample time for eligible stations to prepare and file their Class A license applications. However, the Commission received several petitions for reconsideration that raised issues regarding everything from eligibility requirements to interference and other engineering issues.

In order to give eligible LPTV licensees adequate time to prepare and file their Class A license applications consistent with any clarification or rule changes that may be adopted on reconsideration, the Commission has extended the filing deadline until the issues raised by the petitioners have been resolved. ■

Harry C. Martin is an attorney with Fletcher, Heald & Hildreth P.L.C., Arlington, VA.



Send questions and comments to:
harry_martin@intertec.com

Dateline

On or before April 1, 2001, stations in the following states must file their biennial ownership reports with the FCC: Delaware, Indiana, Kentucky, Pennsylvania, Tennessee and Texas.

April 10, 2001 is the deadline for all stations to place in their public files their problems/programs lists and quarterly Forms 398 (Children's Programming Report) for Jan. 1-March 30.


It doesn't take rocket scientists to see the advantages of the RTS® Intercom System.

But they do.

NASA needs a lot of power to get its new X-34 Space Shuttle program off the ground. That's why they chose the RTS ADAM™, Advanced Digital Audio Matrix intercom system. Like NASA, RTS ADAM utilizes only the most advanced, reliable technology. Installed in mission critical applications throughout the world, RTS Intercom Systems provide flexible, open-ended, integrated communications solutions that work even under the most demanding conditions.

RTS advanced communications technology isn't just for NASA though. Just ask the "rocket scientists" at GM®, Lockheed Martin®, Microsoft®, Boeing® and thousands of other companies and government agencies around the world. From broadcast television to aerospace to industrial applications, RTS is the system of choice among communications professionals everywhere. Why not make it yours?

Call toll-free today **1-877-863-4169**.



RTS Direct

innovating the future of communications™

Set top boxes uncovered

BY JIM BOSTON

It has recently been said that set top boxes are the next hot Internet appliances. Some would argue a killer app is also required to make the set top box (STB) pervasive. Set top boxes today have a wide range of architecture that designers can choose from. Some rely totally on hardware and firmware while others take a polar opposite approach by implementing what increasingly looks like a classic PC. Many are in between, using ASICs to implement DSP-like functions with a microprocessor interface to accomplish the required tasks. Part of this diversification is due to the fact that the market is divided into three parts depending on the type of network: satellite, cable and terrestrial. No matter what approach is taken there are similar functional blocks in every STB.

Input

The input to the STB differs based on what transport mechanism delivers the data to the box. DTV requires 8VSB demodulation (at least for now), DVB needs COFDM

decoding, cable needs QAM, etc. Many today can handle more than one flavor of modulated data. Up front though, regardless what the RF modulation looks like, is usually a tuner/channel equalizer ASIC.

set of PES (at least one video PES and one audio PES) based on information found in the program allocation table (PAT), which vectors the decoder to the proper program map table (PMT). The PMT lists

Actually, there is no technical reason why a broadcaster could not install a personality in an STB that looked out for the interest of the broadcaster.

Behind that is the application specific demod, or demods, as just mentioned. Next comes the MPEG demux chip. This ASIC breaks the MPEG transport stream into its separate packetized elementary streams (PES). The desired sets of PES are then sent to an MPEG-2 decoder, which generally operates at MP@ML (Main Profile @ Main Level), and an AC-3 decoder for the audio. The decoder decodes the

all the PES that comprise a program. The STB's system controller does this. The PAT containing the various PMTs indicating the associated PES are sent no more than 400ms apart.

From the video decoder the base-band video generally passes through a graphics controller that, depending on its complexity, is also known as a multimedia compositor. (See Figure 1.) Here is where menus,

program guides and other services can be laid over decoded video. In fact many STBs today have modem ports or even network interface cards (NIC) to supply data that can be composed into a composite multimedia display that comes out the STB's video out.

Many boxes today have security sub-sections. The open cable folks like to call this section the *point of deployment* (POD) module. Non-

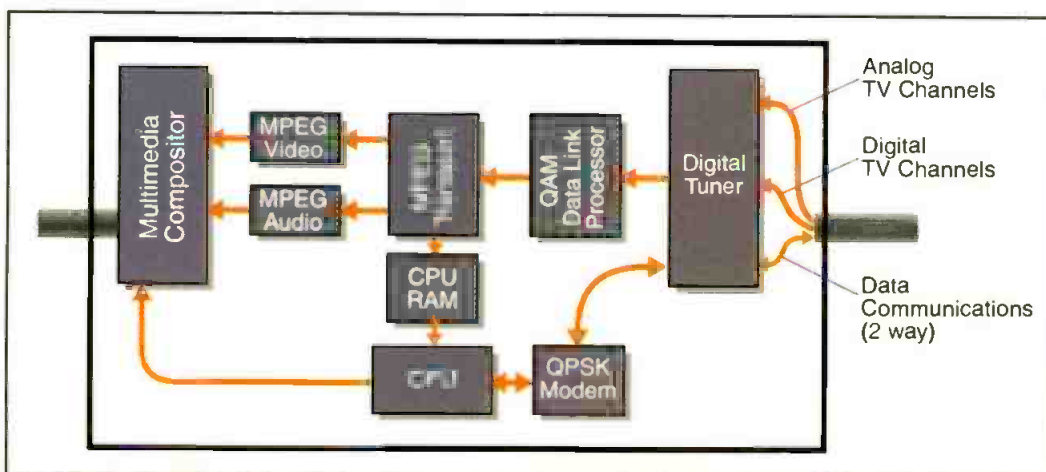


Figure 1. This simplified typical set-top box supports three types of cable signals: analog, digital and interactive digital transmission. The signals enter the digital tuner on the right, are demodulated and, if necessary, decrypted. Streams can be developed and routed to the multimedia compositor, an application-specific integrated circuit (ASIC) that develops the desired output signal format.

Amazingly
the gear box
held out to the final lap



Circle (116) on Free Info Card

www.americanradiohistory.com

scrambled information is passed through the POD module to the MPEG-2 transport demultiplexer. The POD performs decryption, authorization, entitlement and key generation. Cable STBs receive control information, application code download and electronic program guide content by tuning to an out-of-band forward data channel. These forward out-of-band channels use the 70- to 130MHz band. These channels can use ATM cell or MPEG

transport stream packet structure to transport information. The STB also sends data upstream via out-of-band reverse data channels. The upstream channel can utilize IP packets over ATM. These out-of-band channels use QPSK modulation. Their payload rate is about that of a T1 (1.5Mb/s). The in-band channels (54- to 864MHz) are known by the cable folks as the Forward Application Table (FAT). These channels carry MPEG-2 pro-

grams. They are 6MHz wide and carry 27- or 39Mb/s via QAM.

Rapid development

As functionality of STBs starts to increase with the rollout of interactive TV and the merging of television viewing and Internet browsing, the approach taken to control the box is rapidly evolving. Full-fledged operating systems (OS) from the likes of Microsoft, Sun and fairly new companies like Power TV have developed. (See Figure 2.) These OS have allowed an abstraction layer to be inserted between the STB hardware and the application software that runs on top. This allows for the rapid development of new applications and/or methods of STB control to be implemented quickly, and across multiple hardware layers in

As functionality of STBs starts to increase with the rollout of interactive TV, the approach taken to control the box is rapidly evolving.

different boxes (if the drivers are available for a particular set of hardware). To facilitate this, most OS vendors provide software development kits (SDKs) as they do for other computer OS. These kits provide the APIs (and the other software layers below) for application support. Some of these even provide multimedia-authoring tools for taking full advantage of the STBs' graphical power. They are aimed at groups trying to blend advertisements and games and to facilitate home shopping on an STB.

OS also provide logical control of tuning and network delivery methods, and will also establish and maintain

No CRT problems

with our NEW Digi Scope and LCD Scope

Multi-Format Test and Measurement

products - we guarantee it!

See us at
NAB 2001
on Booth L6130

Hamlet launch the latest Digi Scope and LCD Scope ranges. Leading the way, building on fifteen years of experience and inventive solutions, to provide top of the range production, engineering, test and measurement products - of superior quality.

Ideally suited for Digital, Analog, Video and Audio environments they provide two new methods of ensuring your attention to detail - including Gamut checking. With numerous add on options you can select the signal formats, facilities and functions you want, when you want them.

These new units are easy to operate, they look good and feel good, but best of all they are Guaranteed NOT to suffer from CRT problems, High Maintenance costs and where applicable, limitations on there display outputs.

E-mail or call us to obtain more details.

..... from the Innovators of superior products at sensible prices.

BOX 6530, Malibu, CA 90264 • Phone: 310-457-4090 • Fax: 310-457-4494
 Web: www.hamlet.us.com • E-mail: sales@hamlet.us.com

HAMLET

EXCELLENCE IN VISION

Circle (118) on Free Info Card

.....Which is more than can be said for the transmission.

Signal down! What could
be worse?

No-one can guarantee this
will never happen to you,
but RollCall, the network
management system from
Snell & Wilcox can help
you minimise the risk.

As well as providing the
most versatile and
advanced control capability
for broadcast TV stations,
it also offers a number of
unique functions designed
to give you maximum
operational confidence.

RollCall dynamically
monitors your entire
network, irrespective of
manufacturer or signal
format. If there's a
problem or malfunction, it
flags it up for instant
action. It can also re-route
the signal automatically

RollCall™ Network Management System



POWERFUL AND SCALEABLE ARCHITECTURE INTEGRATES SIGNAL
PROCESSING HARDWARE, ROUTERS AND MEDIA SERVERS.



SYSTEM ENABLES DIFFERENT USER CATEGORIES AND ACCESS
LEVELS TO BE DEFINED AND PASSWORD PROTECTED.



TO GET MORE INFO



Tel: 465 260 1000 www.snellwilcox.com
Circle (117) on Free Info Card

www.americanradiohistory.com

to keep you on air.

Using the RollMap feature,
you can create your own
multi-level, schematic view,
with live information
showing everything that's
happening on your network.

And RollCall's logging
facility records every
event on the network,
however minor, for
subsequent analysis. So
potential faults can be
diagnosed before they
become catastrophic.

With virtually no
constraints on physical
layer or software
platform, RollCall
provides all the tools you
need to monitor and
control your network, no
matter how large or
complex, from wherever
you are in the world.

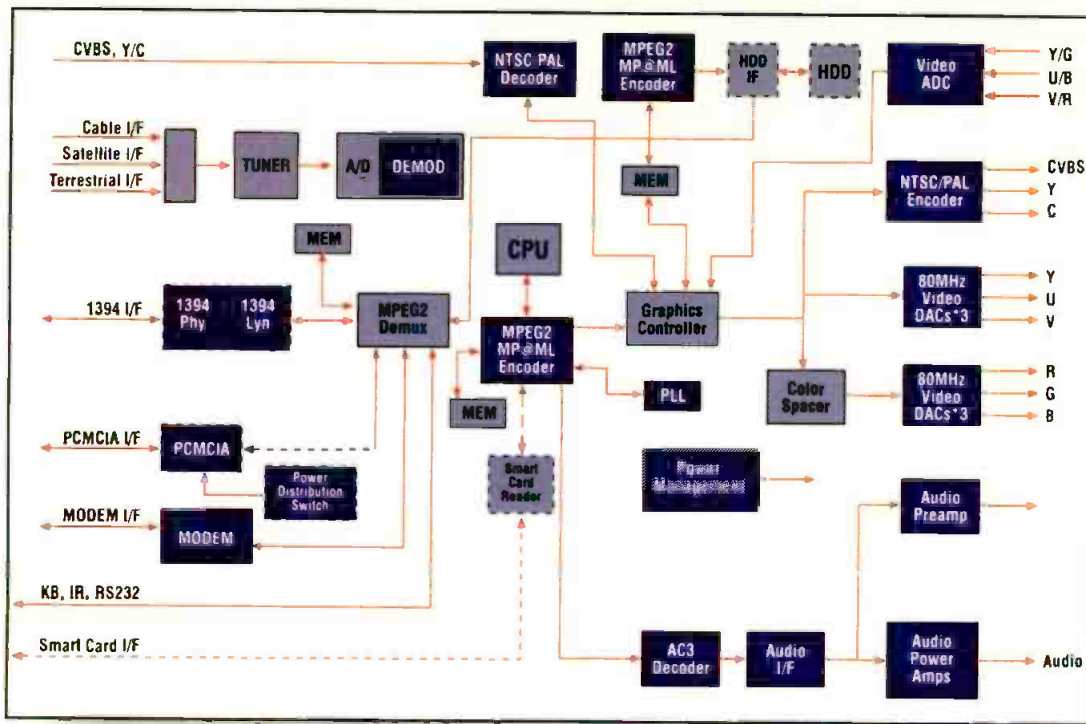


Figure 2. STBs usually rely on multiple ASICs with already well-defined roles. Note the typical ASIC technology above; DACs to drive displays, input DACs to accept external video inputs, audio drivers, AC3 decoder, 1394 interfaces and an NTSC/PAL decoder. Image courtesy Texas Instruments.

sessions between an STB as both a client and a content-provider server. The STB OS will also manage the memory in the box. In essence, a single set of hardware can take on extremely

different personalities with different applications loaded by various DBS and cable providers. Actually, there is no technical reason why a broadcaster cannot install their desired person-

ality in a STB that looked out for the interest of the broadcaster.

The STB is a logical candidate for the portal into the networked house of the future. Applications that would allow the box to act as a firewall, router and hub of an internal home Ethernet are currently being developed. Boxes are currently available that have modem and 1394 (Firewire) ports. In the future, it could be technically possible to connect multiple STBs together over Ethernet or 1394. This could solve the must carry issue for both the broadcaster and the cable operator, or the local into local issue for the DBS and the broadcaster. ■

Jim Boston is director of emerging technology for The Evers Group.

Digital Video Quality Analyzer DVQ

- Realtime measurement
- No reference signal required
- SSCQE scaling of quality levels
- Monitoring of picture freeze, picture and audio loss
- Recording of quality profile (long term)
- ITU-R 601 and MPEG2 inputs
- Professional Profile 4:2:2
- Histogram representation of quality levels
- Internal event and error report and statistics
- Program decoding



ROHDE & SCHWARZ

Internet: <http://www.rohde-schwarz.com>

ROHDE & SCHWARZ, INC.
7150-K Riverwood Drive
Columbia, MD 21046-1245
Phone: (410) 910-7800
Fax: (410) 910-7801

Circle (119) on Free Info Card

We turn on the lights in every studio ...

NEW EDITION



With our extensive range of highly efficient studio lighting, you will never be left in the dark to set up your film or TV studio. Perfect for soaps, news, magazines and shows. With all the power you need – from 300 right up to 5,000 watts. Innovative suspension and control equipment fully complement our luminaires for creative, economical and flexible use. And to top it off, Sachtler offers complete Turnkey Systems – from planning right through to installation. Worldwide!

see you at: +++ NAB, Las Vegas +++ 23.-26. April 2001
+++ booth L9545 +++

www.sachtler.com

sachtler – Headquarters
Gutenbergstrasse 5
85716 Unterschleissheim
Germany
Phone (+49) 89 321 58 200
Fax (+49) 89 321 58 227
email contact@sachtler.de

sachtler – New York Office
55, North Main Street
Freeport, N.Y. 11520
USA
Phone (+1) 516 867 4900
Fax (+1) 516 623 6844
email sachtlerUS@aol.com

sachtler – Tokyo Office
1-2-21 Sangenjaya Setagaya-ku
154-0024 Tokyo
Japan
Phone (+81) 3 3413 1212
Fax (+81) 3 3413 0900
email info@sachtler.co.jp

sachtler – Berlin Office
Rudower Chaussee 3/P1
12489 Berlin
Germany
Phone (+49) 30 636 4311
Fax (+49) 30 636 3466
email svgsrm@aol.com



sachtler

set your ideas in motion!

Circle (120) on Free Info Card

F A S T E R S H A R P E R E A S I E R E D I T S

Circle (121) on Free Info Card

www.americanradiohistory.com

Reference SMPTE Standard	260M		295M	274M								296M	
Format	A	B	C	D	E	F	G	H	I	J	K	L	M
Total lines per frame	1125	1125	1250	1125	1125	1125	1125	1125	1125	1125	1125	750	750
Y words per total line	2200	2200	2376	2200	2200	2640	2200	2200	2640	2750	2750	1650	1650
C _B /C _R words per total line	2200	2200	2376	2200	2200	2640	2200	2200	2640	2750	2750	1650	1650
Total active lines	1035	1035	1080	1080	1080	1080	1080	1080	1080	1080	1080	720	720
Y words per active line	1920	1920	1920	1920	1920	1920	1920	1920	1920	1920	1920	1280	1280
C _B /C _R words per active line	1920	1920	1920	1920	1920	1920	1920	1920	1920	1920	1920	1280	1280
Frame rate (Hz)	30	30/N	25	30	30/N	25	30	30/N	25	24	24/N	60	60/N
Interlace ratio	2:1	2:1	2:1	2:1	2:1	2:1	1:1	1:1	1:1	1:1	1:1	1:1	1:1
Divisor	1	N	1	1	N	1	1	N	1	1	N	1	N
Serial bit-rate (Gbps)	1.485	1.4835	1.485	1.485	1.4835	1.485	1.485	1.4835	1.485	1.485	1.4835	1.485	1.4835

Table 1. Source format parameters.

LN1) with line number information in a binary code

- Two words of cyclic redundancy codes (CRC). Two separate CRCs are calculated for the luminance data

The capacity for carrying ancillary data varies from format to format.

(YCR0 and YCR1) and color difference (CCR0 and CCR1)

Figure 1 shows details of the horizontal blanking interval for the luminance (Y) channel. Note that the capacity for carrying ancillary data varies from format to format.

Figure 2 shows a conceptual block diagram of an HDTV serializer. The serializer performs several functions:

- Each of the two bit-parallel datastreams is fed to a co-processor that inserts line number and CRC data. An additional co-processor may be used to insert ancillary data.

- The formatted bit-parallel datastreams feed a multiplexer. The two 74.25Mwords/sec bit-parallel datastreams Y and C_B/C_R are multiplexed word by word into a single 148.5Mwords/sec 10-bit parallel datastream in the order C_B, Y, C_R, Y,

C_B, Y, C_R, Y and so on as shown in Figure 3. In this drawing the first row shows details of the horizontal blanking interval of the Y datastream. The second row shows details of the multi-

plexed C_B/C_R datastream. The structure of the multiplexed Y,C_B,C_R datastream is shown in the bottom row.

- The output of the multiplexer feeds a parallel-to-serial converter whose output is an nonreturn to zero (NRZ) coded bit-serial datastream with a 1.485Gbps bit rate.

- The NRZ bit-serial signal feeds a scrambler that randomizes long sequences of zeros and ones.

- The scrambled NRZ datastream feeds an NRZ-to-NRZI converter, which converts long runs of ones to transitions, thus further helping the

clock recovery process in the receiver.

The digital representation of analog video signals results in a specific number of samples per total line and a smaller number of samples per active line. The difference between the total line duration and the active line duration is an analog television legacy related to the necessity of formatting and transmitting an analog horizontal as well as vertical synchronization signal to ensure a correctly timed reproduction of the picture. Component digital television replaces the analog synchronizing signals with TRS. The

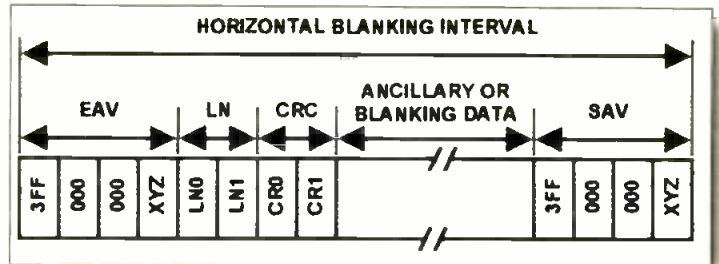


Figure 1. Details of the horizontal blanking interval showing the position of the line number and CRC data (luminance channel shown).

EAV and SAV TRS have a duration of four words each or a total of eight words ensuring proper synchronization of the digital video signals. This leaves a considerable quantity of unused words in the horizontal and vertical blanking intervals for other uses such as the transport of ancillary data.

Source format D has a total line duration of 2200 samples, of which 1920 are active. This leaves 2200 - 1920 = 280 unused samples in each

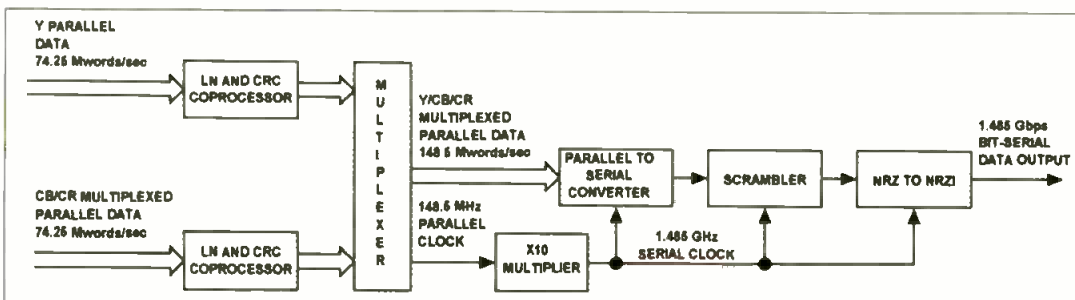


Figure 2. Conceptual block diagram of HDTV serializer.



**new game.
new media infrastructure.**

The VIDEO AREA NETWORK™ from Omneon gives you the advantage.

The networking and storage infrastructure for New Media, from streaming media, to digital television, HDTV — and beyond

From the experts who know video and networking. Introducing a complete networking and storage system for video, audio and rich media. Proven technology enabling a world of new capabilities for content on demand, collaborative production, media management, and distribution. New revenue building opportunities — spanning broadband, broadcast, and satellite.



Omneon's VIDEO AREA NETWORK delivers a format-independent networking and storage infrastructure for production, real-time compilation, management and distribution of content across every form of media. With modularity and scalability to grow as your business grows.

All in one affordable system.
All available today.

See us at NAB Booth #L529

www.Omneon.com

Circle (122) on Free Info Card

www.americanradiohistory.com



OMNEON
VIDEONETWORKS

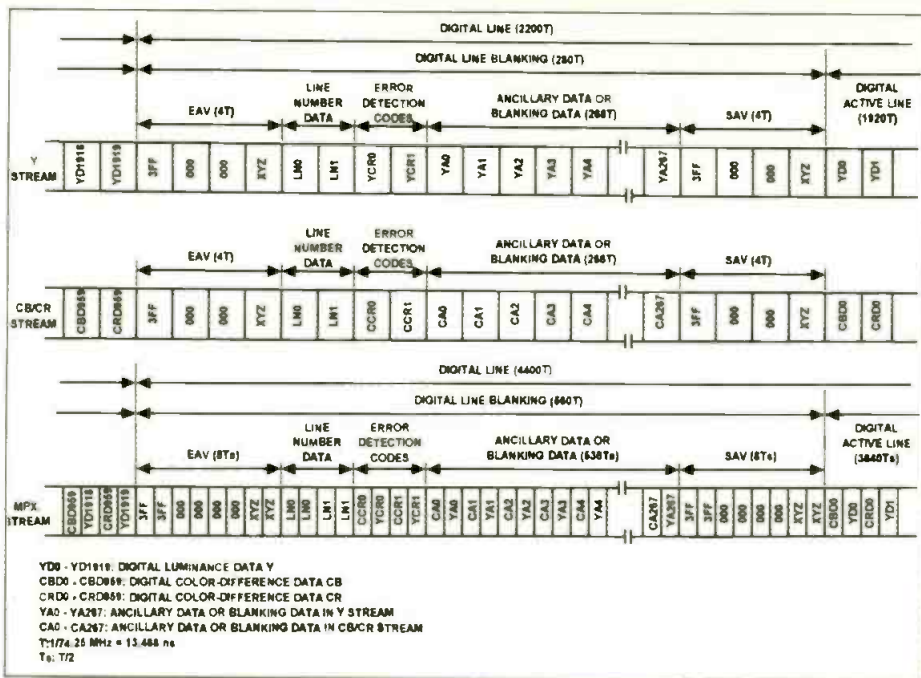


Figure 3. Formation of Y, CB, CR multiplexed datastream from separate Y and CB/CR datastreams.

of the two datastreams (Y and C_B/C_R). As shown in Figure 3, the combined EAV, line number data (LN0 and LN1), error detection codes and SAV data amount to 12 words, leaving 268 Y words (numbered YA0 to YA267) and 268 C_B/C_R words (numbered CA0 to

CA267) available for carrying horizontal ancillary data (HANC).

The vertical blanking duration is 45 lines for each of the two basic datastreams. Each active data line has a duration of 1920 Y data words (numbered YD0 to YD1919) and 1920

multiplexed C_B/C_R words (numbered CBD0 to CBD959 and CBR0 to CBR959), which can be used to transmit vertical ancillary data (VANC).

In a future article we will describe the manner in which ancillary data are multiplexed into an HDTV datastream.

Michael Robin, former engineer with the Canadian Broadcasting Corporation's engineering headquarters, is an independent broadcast consultant in Montreal, Canada. He is the co-author of Digital Television Fundamentals, published by McGraw-Hill.

The Second Edition of Michael Robin's book may be ordered directly from the publisher by calling 800-262-4729. It is also available from several booksellers.

on the web www.broadcastengineering.com
 a member of digital media net

AVENUE Touch This!

Conversion, Distribution & Synchronization for Video and Audio

- ▲ Universal 1RU and 3RU frames accept any mix of video and audio modules
- ▲ Comprehensive remote control system
- ▲ Optional touch screen & PC control
- ▲ Easy to configure & use
- ▲ Ethernet control
- ▲ New modules include: Audio delay, 8x8 video router, 601 frame sync, and dual DA's

Stay in touch with what's going on in your facility with the Avenue™ Signal Integration System. Perform all your digital video and audio signal conversion, distribution, and synchronization with one integrated system. Access any parameter on any module from an optional touch screen, from a PC, or both. To get in touch and stay in touch, call us today.

Audio by
GRAHAM-PATTEN

13366 Grass Valley Ave Grass Valley CA 95945
 Tel 800.422.6662 ▲ Fax 530.273.7458
www.gpsys.com ▲ info@gpsys.com

ENSEMBLE
 DESIGNS

PO Box 993 Grass Valley CA 95945
 Tel 530.478.1830 ▲ Fax 530.478.1832
www.ensembledesigns.com ▲ info@endes.com

EEV IOTs from Marconi

your best investment
for the future

- ▶ Proven Digital Performance
- ▶ Proven Analog Performance
- ▶ Highest Powers Available
- ▶ Widest Product Range
 - Plug-Ins
 - Build-Ups
- ▶ Off the Shelf Replacement Tubes
- ▶ 24 Hour 7 Day Tech Support

**Innovative Energy
Saving Solutions**

Marconi Applied Technologies



USA

T (914) 592 6050

F (914) 592 5148

Toll free 1-800 342 5338

E-mail MTech.usa@marconi.com

UK

T +44 (0) 1245 493493

F +44 (0) 1245 492492

E-mail MTech.uk@marconi.com

FRANCE

T (331) 6C19 5500

F (331) 6C19 5529

E-mail info.marconitech@gec-france.fr

www.marconitech.com

Circle (124) on Free Info Card

Marconi™

S E E U S A T N A B B O O T H # L 1 2 5 4 5

Production room infrastructure

BY STEVEN M. BLUMENFELD

“Help me,” screamed the engineer from the graphics suite. His 20GB file had just failed to transfer twice to the post room storage, and Bobby, the editor, was screaming that our network sucks and it is nothing like the one at ABCD Productions. “Who created this garbage network anyway—a bunch of monkeys?”

Believe it or not, I recently heard a similar conversation as I was touring a friend’s facility, looking at their new DVD production suites. Once we were out of the fray, I turned to him and asked what was going on. To me this looked like a new facility. After he gave me the history of the place — very interesting, it was actually an old firehouse — we got down to the network question.

I discovered that because of the way the facility’s network had grown up over the years, it was actually a collection of networks as opposed to a single cohesive link. Sure you could move files around, but in the worst case they went from an Appletalk network through a gateway to a switch out to a router then to a hub and finally to an artist’s desktop. He had a mix of twisted pair, coax, Fibre Channel, 1394 and a Gigabit Ethernet switch they had just gotten in. What a mess! Does this sound familiar?

Networks that were once built to carry text are now being required to carry everything from graphics to real-time interactive HDTV. Walk into any post production/ production room in the world and you’ll see more computers than cameras. Whether video is initially created in digital format or not, digitization is a key part of virtually every production and post production process. We once thought Appletalk could do it all, only to find out that 10 Base-T is useless and 100 Base-T is not much better. Gigabits Ethernet and ATM switches are where post production networks are happening today. More and more, our post

networks are looking a lot like high-end telephone company backbone providers.

So my friend saw me snickering as he was explaining all this and asked if I had a suggestion. In my most obnoxious voice I said “Throw it all out and start over.” Of course management would not think of throwing out the device they paid \$100k for, even if it is nearly worthless today. They figure, why should they if it isn’t broken?

The challenge here was to take an overall view of the facility. We looked at their technology plan (amazing that they actually had one, but all facilities should) and where their customers were going to take them in the future. There seemed to be a growing need for more high def and even wide area connections to a planned remote facility and external partners.

So, over the course of the next two days, we worked out a plan to better utilize what equipment he already had and put a proposal together to migrate to a unified network. The first thing we did was segment his production processes into “islands” mainly based

on bandwidth needs. This was actually quite obvious once we had a clean sheet to work with.

So we drew out a 100 Base-T Ethernet network for the mostly ProTools audio suites, using existing equipment around the facility. This included a 16-port switch and a number of hubs. We dedicated three ports for each of the four audio rooms and added a dedicated 16-port hub for each room (a total of 18 ports per room). The remaining four ports were saved for gateway functions.

The DVD room was already a self-contained network based on Gigabit Ethernet so we left it alone.

Next were the mighty editing suites — mostly digital equipment, but still with a little bit of analog gear just to make the old timers feel at home. This is where we actually had the most trouble. There was a lot of dedicated gear with dedicated interfaces and protocols, media file servers, NLEs, routers, switchers (the video kind) and effects boxes. Here he had Fibre Channel for the media servers, Ethernet and ATM for the NLEs and effects,

Media 100’s iFinish4

Media 100 recently announced a streaming media production system for Windows 2000, iFinish4.

iFinish4 is an interactive streaming media solution optimized for corporate networks. The package enables creative professionals to develop high-quality interactive streaming media (video and audio) content for delivery on the Web. Web designers can create content with which viewers can directly interact using EventStream, which allows them to embed interactive instructions directly into streaming media programs to trigger highly visual, content-rich capabilities, including graphics, Flash animations and Java applications — all synchronized with the video on the site.

Designers can define hot spots, URL flips and chapter marks that allow viewers to interact with the stream by clicking on objects to gather information, launch related websites from the video or even purchase items depicted in the content. Such capabilities are advancing interactive online advertising and e-commerce and raise interesting questions about revenue models for broadcast stations looking to generate revenue from streaming their content.

For more information, go to Media 100’s website at www.media100.com.

Intense every night doesn't have to mean out of control.



Avid Unity™ for News integrates all parts of your news environment to make sure everyone – from the newsroom to the promotion department to master control – is informed and seamlessly working in parallel.

Avid Unity for News allows multiple users to simultaneously access the same media at the same time to help you get late-breaking news to air faster than ever before. When used with NewsCutter™ nonlinear news editing systems and AirSPACE™ servers you can simultaneously create and play out content to air and to the Web.

With an integrated Avid environment, the intensity of your day is focused on what you care about most – getting the story to air first.

Visit us at NAB 2001, Sands M8318.

To receive a FREE technology brief on Avid Unity for News, visit www.avid.com/broadcast_eng or call 1-800-949-AVID [2843].

web | video | film | audio | animation | effects | workgroups

Avid

©2001 Avid Technology Inc. All Rights Reserved. Product specifications are subject to change without notice. Avid and NewsCutter are registered trademarks and Avid Unity and AirSPACE are trademarks of Avid Technology, Inc. All other trademarks contained herein are the property of their respective owners. 274746Q0301

Circle (130) on Free Info Card

www.americanradiohistory.com

LDS Conference Center

By David George and Phil Livingston



Three views of The Conference Center across from Temple Square in Salt Lake City. The images throughout were captured from tape or live broadcast using an AJA video capture card.

The recently completed center of worldwide activity for The Church of Jesus Christ of Latter-day Saints includes a nine million cubic foot world-class Conference Center featuring a 1.5 million square foot, 22,000-seat main hall equipped with HD, SD video and audio facilities. The same systems also service a 900-seat theater that is a part of the center.

This project was unique in several technical respects, quite apart from its sheer physical size, which in itself presented significant economic and technological challenges. For example, live operations support simultaneous program dissemination in 60 languages. The studios are live-theater in nature and the main hall is among the largest and best equipped in the world. All command an audiophilic state-of-the-art level of audio production and a similar level of excellence in video quality. Production in the center is distributed to literally millions of people worldwide, demanding fault tolerance and backup protection. As valuable Church history, the system also requires formatting and performance designed to support archiving in perpetuity. Live video programming from the center is produced simultaneously in both SD and HD while a third video path adds sign language as part of both distant and

Florical is Reliability



- **Multi-Channel**
- **WebCasting**
- **CentralCasting**
- **Enterprise Storage**
- **Asset Management**
- **Remote Off-Line Editing**
- **Station Group Consolidation**



FLORICAL
S Y S T E M S



see us at L.V.C.C.
booth # L1317

www.florical.com
sales@florical.com
tel: 352.372.8326
fax: 352.375.0859

Circle (132) on Free Info Card

www.americanradiohistory.com

campus feeds. There are 63 miles of fiber and 234 miles of copper in the system within the building.

Other demanding aspects of the project included designing production rooms that served double-duty as post production rooms when offline, providing full custom control of all encryption and conditional access operations, integrating and supplementing existing facilities and operations, and meeting an absolute, historic and widely pre-publicized project timeline.

Audio

Within this environment of treasured spoken word and music, audio quality is of primary concern. The Conference Center has two separate operational groups for live broadcasting and sound reinforcement. Audio control consists of two broadcast audio live/post production rooms, theater sound reinforcement, hall house mix, hall sound reinforcement and stage monitor control consoles for both the main hall and the theater. In view of the larger

broadcast audience and archiving issues, television broadcast audio operation maintains control of the microphone source splits and distribution levels, rather than the more common method of receiving splits from the sound reinforcement process.

While the intent was to employ standard analog formats and conventional mic/line levels throughout, the size of the venue and the large number of inputs, control rooms, language sources, studios, and campus and backup facilities produced a very large microphone distribution system. The volume of cable required by a traditional system argued for a design based on multiplexing these sources. This approach was supported by the cost convergence of contemporary analog and digital consoles and eventually mandated by economies of scale. A Euphonix C-5 Digital 24-bit system provided the solution to the cable volume issue by facilitating the implementation of MADI multiplexed transport via Lighthouse MADI fiber distribution. The C-5 and its I/O MADI


Within this environment of treasured spoken word and music, audio quality is of primary concern.

multiplexers also provided a base from which all originating sources could be 24-bit and support up to a 96kHz sampling rate for live and post production.

As a result, all microphone sources are distributed via fiber links to the main hall and theater sound reinforcement consoles, while Euphonix MA-703 demultiplexing processors (MADI to analog) only transform the MADI stream to analog for the live auditorium and the present analog sound reinforcement consoles. Should those consoles be replaced in the future, the same transport structure can be used by exchanging the MA-703s for MD-704s with AES digital outputs. All audio

**Best Value
\$1.40@100 Pcs.
\$1.22@1000 Pcs.**

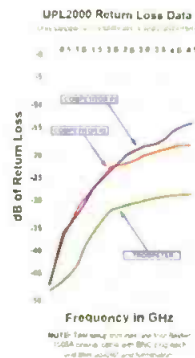
HDTV I.Q. Test



Find the true 75 ohm digital connector

Don't be fooled into believing that yesterday's BNC's are up to the demands of digital broadcasting. You need the true 75 ohm connection that you get with the new sleek, black UPL2000 from Trompeter. It is the only BNC designed for high bit-rate digital video signal transmission and offers significant performance advantages over standard BNC's (@1.485 Gbps >8db return loss improvement). Built rugged to deliver reliable performance over time, the UPL2000 is priced right and available today.

Don't compromise your signal with yesterday's connectors. Do digital right with the sleek, black UPL2000.



Straight, 45° and 90° models. Various dia. cable sizes to support broadcast, post-production and CATV headends.




GET QUOTES FAST... VISIT OUR WEBSITE TODAY!
www.trompeter.com or call: 800 982-2629

Circle (133) on Free Info Card

Booth #L4631

Still Using Tape Recorders?



V1 Video Disk Recorders

- Locate and play video clips instantaneously
- Playback video straight, loop and slow motion
- Record field accurate video, audio and time code
- Create and name video clips and play lists
- Record to removable hard drive, DVD-RAM and MOD
- Convert QuickTime, TIFF, TGA and more to and from V1
- Complete Digital/Analog video and audio interfaces
- Control all functions via Ethernet or RS-422
- Record and Play up to 24 video channels with the V1 Server

The V1 family of video disk recorders and video servers offer an intuitive and familiar VTR-like mode of operation. And unlike VTRs they require zero maintenance and provide a superior picture that does not degrade over time.

Join the thousands of video and audio professionals who have made the V1 their number one choice.

doremi

Doremi Labs Inc
306 E. Alameda Avenue
Burbank, California 91502
tel 818 562 1101
fax 818 562 1109

v1@doremilabs.com
www.doremilabs.com

Circle (134) on Free Info Card

The V1 Family of Video Disk Recorders & Servers

- MPEG2 VDR
- HDTV Uncompressed VDR
- Uncompressed VDR
- Video Server
- MJPEG VDR

See us at NAB2001 booth #L767

would then be handled in the digital domain, including all facilities in the path from podium microphone, production audio, language control, routing switcher, campus distribution and master control right through to the inputs of the Divicom audio multiplexers for satellite transmission.

In the video control areas, all Dolby 5.1 surround audio monitoring is done

systems are provided and aspect ratio is switchable in all applications. The available VTR formats are HDCAM 24p, HDCAM, Digital BetaCam, BetaCam SP, DVCPRO, DV and S-VHS. Sony BVE9100 editors have RS-422 machine control routed to all necessary machines through the 64x64 router in the Technical Operation Center. Leitch HD HSM 1600 DAs were employed exclusively for the wide number of splits required. An off-line Avid room also has routable access to video and audio sources, and tape duplication is done with 60 Sony SVO 965 units.

Over 150 camera fiber drops were required to support activities in the main hall and theater, the studios, remote truck dock and existing campus studio facilities within Temple Square and the Church Office Building. Cable lengths were up to 2900 feet, and many would have required rewiring for HD if implemented in SD triax. As there was little difference between the pricing of SD and HD cameras, the decision was made to proceed with HD cameras now, rather than in the near future. However, a

small triax infrastructure was also installed to satisfy the potential requirements of visiting mobile production units.

The resultant design provided for twelve Sony HDCU-900A CCUs to power the HDC900/HDC950 cameras. These cameras provide 1080i video and are HD/SD and aspect ratio selectable. Many of the associated lenses are 60:1 to maximize coverage and to minimize the intrusive presence of the cameras. Up to six Vinten robotic heads are utilized including three fixed-position robotically raised pedestals that can extend to fifteen feet. Other robotic heads were installed in the theater in the LDS Church Office Building. From within the camera control room, robotic interfaces extend throughout the serviced areas into the main hall, the Church Office Building and Tabernacle. Monitoring for the four operating position SD and HD scopes and monitors is switched from an SD/HD Sony DVS-V322M/HDS-V322. Together these facilities ensure that video emanating from this room is of the highest quality.

Because the main hall makes it difficult for photographers to obtain good close-up photos during events, two HD workstations with AJA HD-NTV capture cards allow high-resolution pictures for

Live operations support simultaneous program dissemination in 60 languages.

by routing Dolby E signals to Dolby decoders. Monitoring levels and speaker selection is operator-selectable via switchers located in the main control deck.

Video

Notwithstanding the emphasis on audio, video quality was no less a concern. The live and post-produced programs are produced in a 16:9 aspect ratio, in both the HD and SD production rooms. These two rooms mirror each other and share a companion audio live/post production facility. Both rooms have nearly identical monitoring and the same control surfaces for ease of functionality: Sony BKDS7026 and HDS7000/DVS7250 production switchers with HDME700/DME7000 DMEs. An Evertz 7750 SRG-HD provides the tri-level sync signals necessary to properly lock the production room to the rest of the plant. There are several hundred Sony monitors in the facility, including BVMD32E1UW and BVMD24E1UW production evaluation units, and PFM510A1UW plasma screens. Pinnacle Lightning 500 still stores and Deko character generators round out the production equipment complement.

Full tally and control



One of two virtually identical Video Production Control Rooms. Room 1 is high definition, Room 2 is standard definition. Both rooms feature Sony BKDS7026 and HDS7000/DVS7250 production switchers with HDME700/DME7000 DMEs.

No wonder our new LED obstruction light outshines incandescents.



State-of-the-art high-flux
LED technology

Lasts years longer than
an incandescent

Available in a variety of
operating voltages

Uses 90% less
energy

Only LED unit to be ETL
certified to FAA L-810

Complies with
ICAO Annex 14

5-year warranty

Resistant to shock
and vibration

Available as a
single or dual unit

Dialight, the leader in LED applications since 1972, now offers the only ETL-certified LED L-810 obstruction light. The unit carries the industry's only warranty assuring it will meet FAA requirements up to five years. Typical power consumption is 12.5 watts; available operating voltages are 12VDC to 24VDC, 120VAC, and 220VAC. Lasting up to 10 times longer and using 90% less power than standard incandescents, the new Dialight LED L-810 dramatically reduces maintenance and energy costs.

Dialight

a Roxboro Group company

www.dialight.com



For more information, call Dialight at 1-800-507-8665,
ext. 810 or email: info@dialight.com.

printing and Internet posting. Image display for either side of the main hall and for the theater is provided by Digital Projection Lighting 155X units.

Routing

The need for flexibility in use of the control rooms and campus feeds led to the routing of signals directly to all areas, rather than buffering each video source with distribution amplifiers, so as to support daily changes in individual facility usage. This decision, combined with the need to service many remote campus locations, dictated a large overall routing capability. Additionally, as program content evolved to include HD production, video layers for distributing both SD and HD were required.

Output program distribution consists of the main NTSC (continental American) feed and a time-delayed PAL (European, Pacific Rim etc.) feed as well as a backup stream flexible enough to cover for either one. Lighthouse Digital Systems provided the video router,



The Euphonix C-5 systems in the two Production Audio Control Rooms provide a base from which all originating sources can be 24-bit and support up to a 96kHz sampling rate for live and post production.

None of these requirements is static, and most change with each individual broadcast.

The Lighthouse OZ audio router operates without crosspoints as a full DSP router with a maximum I/O capacity of 2048x2048. All analog and

tively equal, AES pairing is eliminated and each AES channel can be treated as having stand-alone content. The OZ essentially replaces the function of system A/D or D/A by applying the source or destination audio format to the router I/O of choice.


The OZ router DSP can also multiplex any of the individual channels and group them into 56 or 64 channels in a MAD1 format. Lighthouse rate converts to create the 24-bit, 96kHz sampling that the Euphonix production audio consoles can process. This router's ability to multiplex 64 channels of audio and transport them via MAD1 streams made it possible to realize significant economies in language system cabling. For example, a satellite switcher can be placed at any remote site, connected via coax or fiber, and

As a result of the digital signal processing, all channels become effectively equal.

utilizing non-reclocking crosspoint technology. Their 622Mb/s SD router handles and directs SDI (at 143-, 270- and 360Mb/s), FDDI and data. The HD router is used for HDTV, Fibre Channel, SONET and SDI distribution.

Audio programming is unique in that the three program streams each have up to 60 associated languages. LDS specified that each of the three feeds should be content agile and that it should be able to assign different language complements to each output line. This required that a very large salvo switching capability be implemented. Master control salvo presets could employ up to 180 AES channels, with a similar complement switched to main and standby. Language multitrack recording required another 120 router outputs, in addition to campus feeds. With most campus locations still requiring analog audio signals, format agility and full breakaway capability, several more AES channels were required.

digital formats are placed in memory along with digitized audio, TC, and RS 422 or any other control format. Essentially, any channel can be accessed by any other channel, regardless of format. As a result of the digital signal processing, all channels become effec-



A portion of the 60 Sony SVO 965 duplication decks in the Central Equipment Room.

Win a free FS-412 at NAB 2001, Booth L1261, LVCC North Hall N3

Create Better SDI, HDTV, MPEG and Composite

Fortel DTV's FS-412 Dual Path Synchronizer



Composite Synchronizing with Zero Decoding Artifacts

You still need a clean composite analog signal during the transition to digital. The 12-bit composite synchronizer path in the FS-412 bypasses the decoder and encoder to completely avoid decoding artifacts in the composite output.

Clean Quiet Composite to SDI Decoding

The SDI output not only looks better than other decoders in the studio and on large screen digital TVs, it also scores better on PQA tests. The FS-412 is the perfect "front end" for digital production, MPEG compression and HD upconversion.

Save Cost and Space

The 1RU frame holds 4 video or 2 AV synchronizers with the companion DAS-441 Audio Synchronizer. Up to 18 fit in the Integrity™ 4RU frame.

DTV just got better. For the whole story visit www.fortelDTV.com



Fortel DTV Inc. 250 14th Street NW Suite 4022 Atlanta, GA 30318
800-530-5542 (toll free in USA) 404-885-9555 Fax: 404-885-1501

Circle (136) on Free Info Card

www.americanradiohistory.com

operated as a 32x32 or 64x64 AES, or in any preferred 16-channel group. The satellite feed can be developed with structural blocks of 64 audio channels at a time. Lighthouse Satellite MAD1 (SMADI) handled the

system and two different types of control panels, in addition to the JAVA based control system for router programming. Changes in the design of the video router and extension of the capacity of the audio router made the delivered system unique. Nevertheless, it was delivered on a Friday, bolted into racks and attached to waiting cable systems that had been pre-built in the AZCAR plant in Markham, Canada.

placed the goals of the theater design requirements into perspective. Theater environments employ extensive party-line systems that extend well beyond the usual broadcast studio applications. Typically, the theater staff prefers to share few channels, while broadcasters like quieter lines with specific addressing and control. In addition to typical broadcast needs, LDS needed separate party-line structures for two theaters and extensive interfaces to theater paging, wireless IFB, two-way radio and existing intercoms within their own campus, as well as communications with the local TV station.

Theater environments employ extensive party-line systems that extend well beyond the usual broadcast studio applications.

requirement for transporting 60 languages in streams gracefully and provided the capability of transporting blocks of channels to MAD1 inputs on the Euphonix, although the Euphonix multiplexers themselves provided enough I/O overhead to satisfy current production needs.

The large-scale salvo-switching requirement, within a continually changing needs environment, demanded a custom-designed control

The hook-up was completed in one day, the Lighthouse commissioning team performed full testing and departed on the following Friday, leaving a fully operational 256x256 SDI and 2048x2048 AES router that fits into just two 7-foot racks.

Intercom

Bob Breitenbeker established the LDS intercom specification early in the preliminary design process and clearly

While the use of digital matrices, with their simplified wiring, was considered, the requirement for full-bandwidth audio led to the choice of a ClearCom Matrix III to provide all necessary interfaces. Excluding custom panels, all of the equipment was provided off the shelf from ClearCom, and programming and training, like the system, proved trouble free.

Seldom have the full capabilities of any similar system been exercised by broadcasters to such an extent. Seventy-two

TIME TO UPGRADE?

CHESYSTEMS, INC.
2150 N. Lincoln St.
Burbank, CA 91504
818-556-5006 Ph
818-556-5009 Fax

CHESYSTEMS ASIA
KANGNAM-GU
SEOUL, KOREA
82-2-3442-3335 Ph
82-2-3442-1605 Fax

Circle (137) on Free Info Card

The *Tiger* Advantage is clear to see

The PESA **Tiger** is the most recognizable routing switcher in the industry. The reasons for the **Tiger's** overwhelming success are easy to see.

The PESA **Tiger** is adaptable to a wide range of requirements. Standard frames can be populated with a mixture of analog and digital cards in increments of 8 inputs and 16 outputs. This architecture makes expansion very affordable.

Many leading mobile production companies specify the PESA **Tiger** due to its proven reliability and rugged construction. Its compact size is another great advantage.

PESA control options for the **Tiger** are very flexible, too. The versatile 3500 series control systems support a wide range of panel choices. The PESA **e-Route** provides TCP/IP based router control from the desktop.

Call for more information today!

Visit us at
booth L8757!

NAB
The
Convergence
Marketplace
2001

144x144 Routing Switcher

- Up to 360MB/s for Digital Video
- Analog video to 250MHz
- Stereo Analog or dual AES/EBU Audio
- 12RU Video Chassis; 8 RU Audio Chassis
- Internal Redundant Power Supplies



PESA
Switching
Systems

35 Pinefawn Road • Suite 99E • Melville, NY 11747 • salesinfo@pesa.com

Tel: 631-845-5020 • 800-328-1008 • Fax: 631-845-5023 • www.pesa.com

Circle (138) on Free Info Card

www.americanradiohistory.com



Broadcasts from the 22,000-seat Main Hall are disseminated worldwide as well as archived as Church history, requiring formatting and performance designed to support archiving in perpetuity.

ports of the 200x200 matrix were occupied with intercom stations. An additional 20 ports were employed to service the party-line structures, while 10 more served the IFB groups. Another 20 ports serve cameras, two-way, paging, telephone, truck interface facilities, and intercom interface for the Tabernacle and communications with KSL-TV, the local NBC affiliate.

In each of the three main party-line structures eight programs are switched to any number of drops creating a party-line structure consisting of over 178 separate drops, with different configuration assignments. All of these were placed on custom-made panels with custom engraving provided by Bittree, with a fit and finish that was both functional and complementary to their elegant environment.

Master control

The master control system is also unique. There are three program streams of SD video, each including 60 channels of audio. The first program transmits live to Continental North America; the second is a PAL-converted, time-delayed stream intended for off-continent use. The latter stream typically originates from videotape recorded earlier, but the language complement may not be the same as that of the earlier program and plays back from a bank of synchronized PCM-800s.

The third stream is operated as a backup for either of the other two, together with any language mix necessary and is switched in concert with the real-time live content.

Standard master control processors have considerable bus structure requirements and usually have limited capability for audio channel processing. This application required a digital system that would provide single channel mono audio to support the multi-language requirement. No such switcher being available, Bytheway also designed a full breakaway AES switcher/processor made up of 6x1x4 modules that process the AES inputs as discrete audio channels with mixing capability and typical cross fades and on air control functions. This is a primarily GUI controlled system, although each program language channel can be switched manually from the front of the processor. It also has the additional feature that it can store a short audio program and repeatedly play it out for ID and test purposes.

A complementary 7x1 video switcher provides for the limited video switching necessary. Typical preview, program and clean feed outputs are included with limited titling inserted by Leitch downstream keyers into the largely pre-produced programming. As such, a single program bank is configured with one video processor and 15 audio processors. This necessitated the

networking of 48 individual processors for the switching of three video streams and 180 audio channels from the GUI interface.

As can be seen, the newest LDS facility in Salt Lake City is impressive on many fronts. It required, involved and crossed many disciplines, technologies and techniques. Indeed, those companies and individuals that were privileged to be drawn into the project can be proud of the new systems, structures and services that their work has made possible. ■

David George is a director and senior consultant, and Phil Livingston is vice president, technology of AZCAR. John Jay, project manager and Joe Langel, project engineer, also contributed to the article.

Project team

Legacy Constructors,
General Contractor

LDS

Loren Ashcraft, Director of
Broadcast and Event Services

Terry Lamb,
Broadcast Services Manager

Bob Breitenbeker,
Management Level Liaison

David Bytheway,
Primary Conceptual Designer

Audio, video and broadcast
engineers: Milo Lefler, David
Salmond and Del White

AZCAR

John Jay, Project Manager

Joe Langel,
Project Engineering Lead

Andre VanKesteren,
Director of Engineering

Greg Martin,
Project Documentation

See the *latest* innovations from *Vinten*
at NAB 2001. For your personal
demonstration visit booth L11145.

NAB
Convergence
Marketplace
2001
booth L11145

Because these come in all weights
and sizes...



...a good idea springs to mind.



The new Vision 3, with its unique interchangeable spring balancing mechanism allows your payload to increase from 1kg to 10kg - instantly. It also gives you an unbeatable combination of class leading features at an exceptional price. Designed for the new digital age of smaller, lighter cameras, and today's professional video and ENG camera operators, this ultra lightweight, versatile pan & tilt head is the most affordable VISION yet. For further information visit us now at www.vinten.com or call your nearest Vinten Sales Office to arrange a Dealer demonstration.

Vision 3

Lightweight, intelligent heads from Vinten

USA +1 (914) 268 0100 UK +44 (0)1284 752121 FRANCE +33 (0)1 45 13 18 75 GERMANY +49 (0)6131 910 930 ASIA PACIFIC +65 29 75 776 JAPAN +81 3-3478-6017


www.vinten.com

Circle (139) on Free Info Card

www.americanradiohistory.com

SYSTEMS
DESIGN
SHOWCASE

WVPT



Renovated Digital Station

By Tony Mancari Sr.

WVPT-TV is the PBS station for the Shenandoah Valley and Charlottesville, VA. The station serves a total population of about a half-million in 22 rural counties with instructional programming, award-winning local productions, and high-profile community outreach activities.

While recognized for many years as a local leader, WVPT-TV has quickly gained statewide and even national exposure for its aggressive campaign to begin the transition to standard definition and HDTV formats. As such, this PBS station is among the first trailblazers to enter the digital realm in the state of Virginia.



Leitch digital synchronizers were used as bi-directional tie lines between the analog routing switcher and the new Pro-Bel 128x128 SDI router and master control switcher.

generate revenue while the competition waits.



IMAGE A



IMAGE A

Improve your workflow with a SAN solution from Ciprico.

Time is money in the fast-paced worlds of **entertainment** and **broadcasting**. You can't afford to waste either one with inefficient, unnecessary file transfers.

Now you can maximize production time. Speed your operation's workflow. And increase your revenue potential with a totally **integrated SAN solution** from Ciprico, the leader in direct-attached and networked storage solutions for the visual imaging market.

Ciprico's **superior** line of SAN solutions are fast, reliable, easy to install, and ideal for **work groups** where time saved means revenue gained.

Visit our web site at www.ciprico.com to see how we help visual imaging companies maximize their capabilities by **streamlining project workflow**. Or call 1.800.727.4669



Circle (140) on Free Info Card

Ciprico Inc. Headquarters:
2800 Campus Drive, Plymouth, Minnesota 55441 • 612.551.4000 • Fax: 612.551.4002
Ciprico International, Ltd.: United Kingdom • Singapore • Tokyo

www.americanradiohistory.com

The planning

Although WVPT is a small market station, covering the DMAs of Harrisonburg and Charlottesville, the management team was determined to think big from the start to ensure that viewers in this region have access to the same DTV technology and innovation found in larger markets like Los Angeles or New York.

Engineering contacted its counterparts at the other PBS stations in Virginia

determine very early on what you plan to hand off to your neighbors: NTSC, serial digital, or HD compressed to 45Mb/s on a microwave or satellite?

Working with WVPT's Director of Development, we developed a case statement for local fundraising. It was important to state our needs for our capital planning so we could begin to actually realize the funding necessary from our local supporters.

We were determined not to sit back

began to craft a five-year business plan to put us on the road to digital.

WVPT's DTV team

WVPT formed a DTV team, made up of senior staff, to focus on all aspects of the planning. We conducted lengthy discussions with key personnel inside the station. What came out of the next few months' worth of meetings was quite exciting.

Everyone at the station developed a clear vision of how DTV would affect their department, their customers and our viewers. Each manager had excellent ideas and comments regarding possible program offerings and individual services. Each also had many outstanding ways to make this new unfunded federal mandate work to the good of WVPT viewers. We begin to think in terms of "bits is bucks," and how we should divide our 19.39Mb/s bitstream.

Because our goal was to build a facility that all departments will eventually use, we needed honest discussion and communication with all requirements stated. It really is up to you as a director, chief, or DTV superman

We quickly decided to move full speed ahead with our transition planning and began to craft a five-year business plan to put us on the road to digital.

and began working with them to learn how their conversion plans were progressing. We needed to decide if any group purchases could be made and what interoperability was needed between stations. It is important to

and let the big commercial stations have all the fun – a decision was made that we would be a leader in the local market and begin our conversion early. We quickly decided to move full speed ahead with our transition planning and

For hands-on demonstrations of the Avid | iNEWS broadcast tools and partner integration solutions,

visit the Avid | iNEWS Booth #L11377 in the Las Vegas Convention Center at NAB.

To experience the complete Avid Solution, visit the Avid Booth #M8318 at the Sands Expo Center.



Rear view of routing rack.

Answering the right questions

Obviously, in order to specify, design and eventually install a new broadcast facility to replace our 30-year-old technology, we had to think outside of the box. Engineering management held several lengthy conversations, discussing every possibility from every angle. During subsequent meetings, we discussed our options even further.

Numerous questions began to arise from those meetings: Is it possible to build a facility capable of standard definition multicasting with data

delivery during the day and deliver high-definition video with 5.1 audio in prime time? How about going completely

digital from the time anything hits our building? What about tapeless (that is, playing back everything from a super server, rather than tape machines directly to air)? Can we co-brand each of the SD channels that leave the building? How about fully replicating the NTSC coverage area? Questions of manpower were also considered. We have two full-power transmitters and five low-power sites. It takes every engineer we have on board to maintain the studio, the transmitters, and provide support services to our customers in all other departments here at WVPT.

Timing is everything

So how was this task to occur? Of course, a project timeline was prepared. We originally looked at completing the total project in one phase. In a best-case scenario, we anticipated local, state and federal funding would be available at once. Therefore, a 30-page RFP was issued clearly detailing what we wanted to build.

It was time to look at replacing the station's technical core routing, distribution and tape equipment, which

to make it all happen – but it can't and won't work without the support of everyone at the station.

Avid

avid.com

iNEWS™

inewsroom.com

Circle (141) on Free Info Card

meant replacing aging analog cameras with switchable 16:9 or 4:3 serial digital outputs. SD cameras were picked because of the type of productions we conduct in our local studio. It makes sense for us to do field recording in HD, but not a local auction or talking heads show. We needed to phase out our existing analog switchers, CGs and linear editing rooms, and move towards the nonlinear desktop editors. In addition to a complete studio facility, we looked at a virtual studio, HD production, and even a new building technical and office addition to accommodate the needs of DTV. It is clear that you must have a road map to where you are going and you must all go down the road together. We released the first RFP and issued a due date of Nov. 28, 1998.

After reviewing the RFP submissions it was clear we had some very good proposals from the various system integrators. Therefore, we organized a small core group from around the state to take site visits of the businesses who responded to the RFP. We traveled to selected locations the integrators had recently completed, and saw some pretty amazing facilities. All were serial digital and all were completed within budget, time and equipment availability restraints.

After reviewing the quotations, we rethought our plan of attack and decided to break the RFP into two distinct phases. First, the studio plant required the renovation of existing space and conversion of several conference rooms to technical space, with the addition of an entirely new technical office space. The second phase was RF or transmission. Both phases are equally important. One area most people at the station never see, but the other everyone comes in contact with every single day. We specified all uninterruptible power sources, generators, computer floor, multicasting, embedded audio, HD-ready and capable, and the list goes on and on.

As the fundraising picture came into focus, we realized that all funding wouldn't be available at once. It also turned out my existing analog routing switcher was beginning to fail periodically. So the project was further subdivided. Knowing that the old switcher



View of the new WVPT digital master control.

and master control wouldn't make it another year, a breakaway Request for Quotation (RFQ) was issued for a new router, master control switcher, character generation and still store graphics chain. The project also included a QC point for ingestion to our existing video server and a master control QC point.

At the same time, we wanted to begin our format conversion and also have the ability to reuse any equipment that was purchased any time from fiscal year 2000 forward. This required some rather creative thinking over plans to

We begin to think in terms of "bits is bucks," and how we should divide our 19.39Mb/s bit stream.

convert the existing PBS satellite receivers to digital as they entered the plant. PBS had issued an RFP for digital receivers but, to this date, no decision has been made. That meant if we wanted to receive a satellite-delivered PBS digital signal, decode it, brand it, then switch it and transport it to our site, we needed to work within available knowns.

In the end, the plant was redesigned

to meet the technical requirements, yet be easily moved to the newly renovated tech space once completed. We also wanted to ensure that each piece would build on the previously installed piece and not become obsolete before the entire project was completed.

Phase one

With the purchase in March of new technical core equipment and the subsequent installation and tie line interconnection, we were already prepared for DTV multicasting, analog-to-digital format conversion, and diversifying our technical operations. We have cut over to our new fully digital Chyron Pro-Bel routing and master control switcher. This new technical core features fully integrated switching and Leitch format conversion, and uses state-of-the-art embedded audio throughout the plant. We installed Inscribe character and still stores and networked both production and master control.

The first phase of studio conversion was awarded to The Whitlock Group broadcast & presentation solutions, a nationally recognized systems integrator. Their Digital Transition Team developed the award-winning bid by building a plant around the newly released universal format frame synchronizer by Leitch. This allowed us to cross convert everything as it entered or left the digital world and then reuse those pieces as required. We are currently switching everything in digital inside the WVPT



GET READY FOR THE SYNAPSE SYSTEM

SYNAPSE, THE MODULAR MEDIA SYSTEM THAT OFFERS:

- ▶ High density (18 cards in 4RU)
- ▶ Flexible remote control capabilities
- ▶ Ethernet based
- ▶ Remote controllable with a web-browser
- ▶ Remote firmware updates through the internet
- ▶ Combined logic to lower system cost
- ▶ Reduced amount of re-clocking stages
- ▶ Full monitoring of all parameters
- ▶ Audio level control and channel swapping
- ▶ Card swapping with automatic update of card settings

AXON
Digital Design
THE MARK OF DIGITAL ACHIEVEMENT

See us at NAB Booth #L1641

Circle (142) on Free Info Card

AXON DIGITAL DESIGN BV THE NETHERLANDS, PHONE: +31 13 511 6666. UNITED KINGDOM, PHONE: +44 118 973 8920. U.S.A., PHONE: +1 888 919 9379 (U.S.A. toll free).

<http://www.axon.tv> E-mail: info@axon.tv

plant and then converting it back to analog just before we feed the signal to our analog studio-to-transmitter link (STL). In the next few months, we plan to install digital capable microwave radios, allowing me to deliver a signal directly to the mountain site for both our analog and DTV transmitters. We have recently selected ADC as our transmitter of choice for digital.

The Whitlock Group's involvement in the project, therefore, included the system design, engineering and integration of an ITU-BT R.601 digital broadcast routing and master control infrastructure. One of the most critical aspects of the project was to seamlessly integrate the new system into our station's existing analog plant. To do this, The Whitlock Group took advantage of the new Leitch digital synchronizers. The synchronizers were used as bi-directional tie lines between the analog routing switcher and the new Pro-Bel 128X128 SDI router and master control switcher. The process includes embedding and de-embedding audio as well as audio/video A/D and

D/A conversion. The project was built and tested prior to shipment to our station to ensure a quick integration and minimum interference with existing operations. In order to provide staff training, the system was initially

It makes sense for us to do field recording in HD, but not a local auction or talking heads show.

installed and commissioned without removing any existing equipment. Once training was completed, the master control console was moved to its final location, which allowed for a seamless transition to the new system.

The Whitlock Group enabled WVPT-TV to design, install and migrate to an

entirely digital technical core while still maintaining our current on-air program services. This was all done with absolutely no downtime. The facility has performed exactly as specified and we're looking forward to the next phase of our conversion to digital.

The project was successfully completed in July of 2000.

RF phase

We now have now moved to the RF phase of the project. This means finalizing our DTV transmitter, antenna and MPEG encoder purchasing decisions. We will issue the purchase orders for equipment as the funding becomes available from local, state and federal sources.

The next specific steps in the process include installing new HVAC, electrical, and the technical grounding at Elliott Knob in Staunton, VA, for WVPT-DT and WVPY at Signal Knob in Front Royal, VA. We are in the National Astronomy's "quiet zone," so we have special considerations to keep the interference low as the government listens for extraterrestrial activity.

RF TECHNOLOGY, INC.

A Complete Range of Communication Equipment for Video, Audio and Data Transmission

■ FIXED MICROWAVE NETWORKS

Combined ATSC+NTSC STLs
Digital Links - ATSC Only, DS3, E3
MPEG-2 Compression for MCPC Applications
Analog Links - Video and up to 6 Subcarriers
System Design and Integration

■ SATELLITE SYSTEMS

C/X/Ku/DBS/K Band Solutions
Flyaway and Vehicle Based SNG Systems
Fixed Earth Station / VSAT Networks
Intelsat / Eutelsat Type Approval



■ ENG MICROWAVE SYSTEMS

End-to-End Solution from One Manufacturer
Truck / Heli / Tripod / Camera Tx Systems
Analog and Digital COFDM Operation
Auto-Track Steerable Rx System
Windows™ Based Remote Control System

■ BROADCAST TRANSMITTERS

All Solid State UHF / VHF
Proven DVB / ATSC Performance
Hundreds of Digital Systems Installed
Analog Operation to all Standards

See RF Technology, Continental Microwave and Multipoint Communications at NAB 2001, Booth # L12549.

CONTINENTAL
MICROWAVE

 RF TECHNOLOGY, INC.

MULTIPOINT
COMMUNICATIONS

16 Testa Place, So. Norwalk, Connecticut 06854-4613 USA Tel: +1 203-866-4283

www.continental-microwave.co.uk
sales@continental-microwave.co.uk

www.rftechnology.com
sales@rftechnology.com

www.multipoint.co.uk
sales@multipoint.co.uk

Circle (143) on Free Info Card

HOW TO CONQUER YOUR FEAR
OF BEING DVEOUS.

Abekas

JUST TURN
IT ON.



See the HD path for Dveous Booth S4806

The second you power up a Dveous, you'll feel quite at ease. The world's most widely-acclaimed DVE delivers the industry's most dazzling effects, yet is easy to use. That's why the Oscars, Olympics and the effects-crazed X-games use Dveous. And why Dveous OrbitalFX™, UltraWarp™, SurfaceFX™ and more are what others imitate but cannot match. Bottom line, it's Dveously easy. Want proof? Get a demo. www.accom.com/dveous. Find out why Dveous is simply the ultimate turn on.

Circle (144) on Free Info Card

Accom.

© 2000 Accom, Inc. All trademarks are the property of their respective holders.

It currently takes approximately six months from the time an order is placed for the transmitter, transmission line and antenna to be custom built, tuned and placed on a truck for shipment to the site. We will coordinate the construction of a new 40-foot tower at the mountain site to hold the new DTV antenna. After basic site requirements such as a new concrete pad, protective fencing and site prep are complete, we will install the following components: DTV transmitter, transmitter test and monitoring, transmission line and antenna, interconnecting digital microwave STL and TSL, and transmitter remote control.

While this work is occurring on the mountain, we will simultaneously install the following equipment at the studio site: MPEG-2 encoding, PSIP generation and data delivery terminal gear equipment. Prior to live transmission on-air, we plan to conduct program tests and notify local hospitals and nursing homes of the DTV tests. Our projected on-air date is September of 2001.

Phase Two

Phase Two will include the installation of a 16x16 I/O super server, which talks

to air and protect channels of automation and then automatically moves data files between a long form archive and back to the server. Simultaneously, a low-res copy is made of everything on the server so promotions, QC and corporate support can all see data at their local computer desktop.

The Whitlock Group's Digital Transition Team is working with us to finalize interconnection plans and then install this new state-of-the-art equipment into our newly constructed technical operations center (TOC) once it's complete. Stay tuned for additional news updates.

Everyone at WVPT-TV is determined to bring the very best in digital technology, digital programming, and digital services to the people of the Shenandoah Valley and Charlottesville.

In the digital age, one thing remains the same: WVPT is committed to using the expanded digital spectrum and the best technology available to advance our mission of education, culture and citizenship. This is truly an exciting time for WVPT and our viewers. ■

Tony Mancari Sr. is vice president of Engineering/Operations for WVPT-TV.

The Whitlock Group/ WVPT-TV Project

DESIGN TEAM

WVPT Engineering

Moss Bresnahan, President & General Manager

Tony Mancari, Vice President of Engineering/Operations

Tony Barrick, Chief Engineer

John Harper, Studio Supervisor

Scott Kessler, Broadcast & p.c. network systems

Fred Bosserman, Architect, APR Associates

Ted T. Enosaki, Principal Structural Engineer, APR Associates

The Whitlock Group

Kévin Thompson, Division President

Greg Doggett, Account Manager


Al Vernick, Systems Sales Engineer

Bob Timpone, Director of New Technology

Chip Broadwell, Systems Engineer

Think Big, Think Yosemite.

Rugged reliability in an affordable, feature-rich routing switcher.




See us at NAB Booth # L3750

ROUTING SWITCHER FEATURES

- Analog and/or Digital
 - SDI and AES/EBU with synchronous option
 - Wideband analog available
- Sizes range from 64x64 up to 128x256
- Compact frames expandable from 32x32
- Analog frames are upgradeable to digital
- Frames connect to all Tahoe/Shasta Frames (up to 8 levels)
- Redundant power supplies and control processors available
- Variety of control panels
- Flexible control software

Need Custom? Call Us!

www.sierravideo.com tel 530.478.1000  PO Box 2462 Grass Valley, California 95945 USA

Circle (155) on Free Info Card

Even your most trusted
advisors occasionally need help.



Equipment

Software

Services

Buying for the future as well as the present is simple with ADC. Whether you're patching RS-422, audio or video signals, ADC's new UniPatch™ Patching System does it all! At last RS-422 data is taken seriously. No more cobbling connectors together to make machine control work. Best of all, you can mix video, audio and data in the same chassis. To learn more about this innovative and flexible new product and our complete line of future-proof equipment, call 1.800.366.3891 in North America or +1.952.946.3000 worldwide. Or visit us at www.adc.com/broadcast.



The Broadband Company

Circle (156) on Free Info Card

www.americanradiohistory.com



The STL debate goes on

BY DON MARKLEY

In what should be a quiet corner of the industry, a discussion seems to continue about systems for digital television. The argument seems to be that STLs won't work as well for digital television as they have for analog. However, the argument seems to be mainly built on fear and superstition rather than on sound engineering principles.

Some facts are evident. The systems for DTV do have a slightly lower value for power output and/or receiver threshold. This is primarily due to the bandwidth involved in such systems. Some of the manufacturers are using the same power amplifiers for DTV systems as were used in the existing analog radios. The increased bandwidth, especially in the dual systems where two signals occupy the same microwave channel, will normally lower the available power. This directly relates to the gain-bandwidth product that applies to any amplifier.

It is noted that the receiver threshold

is a few dB poorer for DTV systems. Again, the bandwidth is increased to handle the requirements of the large data capacity required. An increase in bandwidth is always accompanied by an increase in noise that in turn raises

exist in STL systems as in the main broadcast signal. Manufacturers of STL systems are making use of different modulation schemes. Some are using an 8VSB system while others are using COFDM. They have their own

Actual elevations can vary considerably from those spewed out by the computer, especially in very irregular terrain.

the level of signal required at the receiver if the signal-to-noise ratio is to be unchanged. However, that doesn't mean that the system will be less usable or dependable. It simply means that a little more gain must be built into the system to maintain the same fade margin and reliability.

It is also interesting to note that the same difference of opinion seems to

reasons for the methods selected and are ready to defend their positions vigorously. However, both seem to work satisfactorily in STL service, which differs significantly from broadcast signals. In STL systems, the path is carefully designed to be free from obstacles, and the signal strengths are carefully calculated at the receiving point. There are no indoor antennas, nor do antennas move. Antenna orientation is controlled and fixed. In such an environment, the differences in modulation schemes seem to make less difference in the final system performance. This seems to be more of an argument for the salesman to pursue than for the engineer to use in system design.

The primary factors in the system design continue to be the transmitting system output power, the path, the antenna systems and the receiver sensitivity. If those criteria are properly used to design a conservative link, the system should perform as well as the older analog systems.

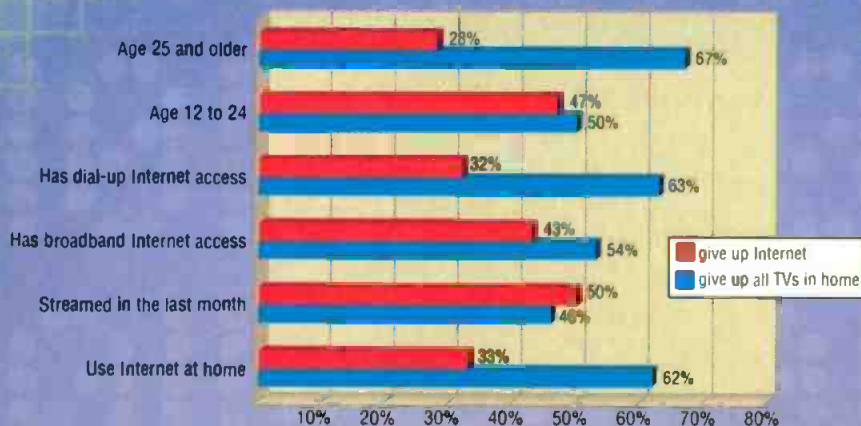
In looking at some problems that have caused STL difficulties, one problem still exists. Numerous software programs are available that will perform a path plot. These programs all make use of either a 30-inch or a three-

FRAME GRAB

A look at consumer side of DTV.

I want my Internet!


If forced to choose between TV and the Internet, one-third of home users would choose to give up their TV.



SOURCE: Internet VI, Arbitron, Edison Media Research
www.arbitron.com

Looking for something new in communications?

Modular
Configurable
Expandable
Compatible
Powerful



This April, Clear-Com welcomes you to something new in intercommunications. Prepare for a new level of flexibility and modularity — built upon the strengths of Matrix Plus, and looking toward the future.

Come to NAB2001 and see us at Booth L10373.

www.clearcom.com

© 2001 Clear-Com 510.496.6666 FAX 510.496.6699

International: 925.932.8134 FAX 925.932.2171

Circle (157) on Free Info Card

Clear-Com
Intercom Systems

inch terrain database. To explain the terminology, a 30-inch database contains the elevation of terrain for each 30 inches of latitude and longitude. All other terrain points are determined by interpolation using the elevations at the corners of a square containing the point in interest. The cheaper programs

Then refer back to the latest 7.5-foot topographic maps. Using the coordinates from the computer study, identify the point that is affecting the path and confirm the exact elevation. That elevation can then be added to the computer-generated plot to check for adequate path clearance. The same applies to the exact

for normal interior temperate or northern areas and 1/8 for mountainous or very dry areas; f = frequency in GHz; F = fade margin in dB; and D = path length in miles.

Now, for the next goof – probably the dumbest of them all. The author recommended “Engineering Considerations for Microwave Systems,” published by GTE Network Systems, as a reference for microwave path planners. That book is no longer in print. If you can find one on someone else’s bookshelf, take it to the nearest copy machine. Otherwise, you are out of luck. However, other good reference books on microwave path planning are available. One is “Radiowave Propagation” by Lucien Boithias, which can be obtained from McGraw-Hill. Unfortunately, it is like most textbooks in that it tells you more than you really want to know. Yet, all of the good stuff is in there – you just have to hunt a bit.

Finally, the questions seem to keep on coming regarding STL systems. To help

In STL systems, the issue of which modulation scheme to use seems to be more of an argument for the salesmen to pursue than for the engineer to use in system design.

usually come with a 30-inch database, as it requires much less memory. On the other hand, the better (maybe) programs use a three-inch terrain database that is much larger and more expensive. While the databases are obviously different in the interval between points, they also differ in the maps from which the data is obtained.

Database information is also available with three-meter intervals between points. That data is obviously the most accurate available and was taken from 7.5-foot topographic maps. Unfortunately, that data requires an enormous amount of space and is very expensive. As a result of all of these differences, many paths are run using a 30-inch database and are assumed to be accurate. After all, the computer says it is so and who are we to question the computer. Right? The problem is that actual elevations can vary considerably from those spewed out by the computer, especially in very irregular terrain. The author has seen errors of over 100 feet in elevations in very rough terrain or in the vicinity of large terrain irregularities such as ridges or bluffs.

The solution is fairly simple. First, use the computer program and database of choice to run the desired path. Normally, there will be one or two points that control the receiver and transmitter elevations needed to provide a path that gives 0.6 Fresnel zone clearance over the ground (don’t forget to include trees when applicable). The better programs will allow the user to identify the coordinates of such points.

elevation of the ground at both the transmit and receive locations.

If there is still any worry about the elevation accuracy, go to the point that is in question with a calibrated altimeter and check the elevation yourself. The altimeter should be taken to the benchmark nearest to the point in question and set to the elevation of that benchmark. Then go to the point and record the elevation and then transfer that to the computer plot. If all of that doesn’t work, you have really angered the terrain gods and there is no help for you.

Finally, your author has goofed (again). In a past article, the equation for determining path reliability was given as determined by Barnett and Vignants of Bell Telephone Laboratories. That equation may have been incorrectly printed. It should be as follows: $T = a \times b \times 2.5 \times 10^{(-6)} \times f \times D^3 \times 10^{(-F/10)}$, where T = time out of service as a fraction; $a = 4$ for very smooth terrain including over water, 1 for average terrain with some roughness, and 1/4 for mountainous, very rough or very dry terrain; $b = 1/2$ for Gulf Coast or similar hot, humid area, 1/4



Many of today’s studio-transmitter links can handle both NTSC analog signals and ATSC digital signals on a standard STL channel. This eliminates the need for dual STL systems, and the inherent problem of needing twice the spectrum. Shown above is the Nucomm Dual Stream Plus STL system.

resolve those questions, the author offers this column as a medium to treat those issues. Let us hear from you regarding your experiences or questions concerning digital STL systems. We will attempt to either get answers for your problems or, at a minimum, offer them up for others to provide solutions based on their experiences. ■

Don Markley is president of D.L. Markley and Associates, Peoria, IL.

 Send questions and comments to:
don_markey@intertec.com

broadcast

onscreen | onair | online

Powerful, production proven, forward thinking.

change partners.

Lead your local market today and tomorrow with Discreet's advanced broadcast solutions. Discreet™ delivers powerful effects, 3D, real-time graphics, virtual studio, and workgroup editing tools to help build your station's brand and gain a wider audience. And with improved workflow and productivity, artists and editors can create compelling content once, and use it in virtually any medium, from film to HDTV to the web. Make your move to Discreet. It could be the start of a beautiful relationship.

Visit www.discreet.com or call 1.800.869.3504

discreet™

Discreet is a trademark of Autodesk, Inc. in the USA and/or other countries. All other brand names, product names, or trademarks belong to their respective holders. © Copyright 2000 Autodesk, Inc. All rights reserved.

Circle (158) on Free Info Card

www.americanradiohistory.com

The ins and outs of selecting a lens

BY DAVE WADDELL

Today's shooters are blessed with a variety of good cameras available from many manufacturers. These cameras vary greatly in price and performance but generally all make good pictures under ideal conditions.

The most common method of selecting a camera package is to first determine which camera is most suitable for the job and falls within a certain budget. This is sound reasoning; however, what is often forgotten is the lens can be — and often is — a major mistake.

For standard definition ENG/EFP cameras, lenses generally fall into three categories: package lenses, professional grade and broadcast grade lenses. The first and least expensive is the package lens. These lenses come packaged with the camera are generally designed to be just good enough to get by. Optical quality is marginal at best, and the mechanical aspects of the lens do not hold up well over an extended period of time. These lenses should be the choice for entry-level applications or for a situation where the camera and lens are expendable.

Professional grade lenses are the next

step up and offer higher optical quality and much better mechanical strength. These lenses perform quite well in most applications and under moderate shooting conditions. Unlike the package lenses, professional grade lenses are available in various zoom ratios and focal lengths. In addition to more options, there are accessory items such as wide and telephoto converters and studio zoom and focus controls available. Professional grade lenses are designed for the mid-range cameras and, if taken care of properly, will give many years of good service.

Broadcast grade lenses are top-of-the-line in both optical quality and mechanical strength. They are designed to enhance the performance of the best cameras and to offer many years of reliable service under the harshest of conditions. News and production crews worldwide use broadcast lenses on virtually every kind of production. The newest broadcast lenses offer digital servos for faster, more precise zooms, and other digital features include quick zoom, cruise zoom, one-shot preset and RS-232 interface for remote control of

zoom, focus and iris. When your livelihood depends on your equipment the broadcast grade lens is the only choice.

Camera manufacturers are currently offering dual-format products. These cameras allow the operator to choose between the long-time standard (4:3) and widescreen (16:9) aspect ratios. A sometimes-overlooked fact in most dual-format cameras is the loss in angle of view when in the 4:3 mode as compared to a standard 4:3 camera. This results in an image that is approximately 20 percent narrower than normally expected. For example, a lens with a focal length of 8mm on a standard 4:3 camera would exhibit an effective focal length of 9.6mm on the dual-format camera in the 4:3 mode. This can become a real problem if you are accustomed to shooting at the wide end of the zoom range. To correct these phenomena, there are lenses with built-in ratio converters that are easily switched in and out as needed to correct for the 20 percent difference in angle of view. Lenses with the built-in ratio converters are available in both professional and broadcast grade products.



Camera Four, shown here at the Meadowlands in East Rutherford, NJ, is situated behind the end zone and mounted on a tripod high in the stands. Camera Four is a Panasonic AQ-7200 studio camera with a Fujinon HA66x9.5 BESM high-definition lens.

Studio and field lenses

Both studio and field lens technology have made steady progress in the past few years. Studio lenses have become wider and field lenses longer. Present-day studio lenses feature focal lengths from 7mm to 168mm, while field lenses have gone from a standard 55X to an astounding 87X with focal lengths exceeding 2200mm.

Studio lenses are designed for close-up work with a minimum object distance (MOD) of less than three feet. The typical operating distance in an average broadcast news production is six to 10 feet. Because it is necessary for the anchor to read the teleprompter, any greater operating distance is usually prohibitive.

Field lenses are typically used for



Take The Guesswork Out Of Your Buying Decisions.



Predicting future data rates is anybody's guess. With ADC Super Wideband™ (SWB) routers you don't have to. Install an SDI router today, and seamlessly upgrade to SWB tomorrow. Our routers simultaneously handle multiple data rates from 3 Mbps to over 1.5 Gbps, and our customer support is legendary. ADC Super Wideband™ routers give you one less thing to worry about, now and in the future. To learn more, call 1.800.719.1900 in North America or +1.530.265.1000 worldwide. Or visit us at www.adc.com/broadcast.

Equipment
Software
Services



The **Broadband** Company

Circle (159) on Free Info Card

www.americanradiohistory.com

sporting events and large stage productions where camera placement is often a great distance from the action. Minimum object distance (MOD) of these lenses is typically in excess of six to 10 feet, rendering them useless in normal studio applications.

HDTV lenses

HDTV has been around in various forms for many years. However, until recently few pioneers were brave enough to purchase HD equipment. That is rapidly changing and has had a great impact on lenses. Contrary to some rumors, HDTV lenses are not handpicked from the NTSC production line. HDTV lenses are the result of many years of developing technology and are vastly different from NTSC lenses. Lenses for HDTV are designed for higher resolution and much lower chromatic aberration, and the mechanical tolerances are held to an absolute minimum. Because the HDTV format is wider than NTSC, the corner resolution has to be much higher. This is critical when projecting images onto a large screen. HDTV cameras and lenses are a large investment and should be evalu-

ated closely. Be diligent in your evaluation and check out every possible resource available.

Portable HDTV lenses

Unlike NTSC lenses, HDTV lenses are only available in the highest performance. Like the Broadcast NTSC lenses, HDTV portable lenses feature the most advanced digital zoom servo system and the latest digital features. These exceptional products are available as wide-angle zoom lenses with focal lengths from 5mm to 50mm, standard focal length of 8mm to 120mm and telephoto with a range of 7.8mm to 156mm. HDTV is making inroads in feature film and nature show production and holds great promise for the future.

HD-digital cinema lenses

A relative newcomer to the HDTV market, digital cinema is rapidly becoming a reality. The recent introduction of the 24p HDTV camera has finally started to open some eyes. Several movie and TV specials have been produced in HD, and test shots are being performed almost daily. One of

the hurdles in the film industry's acceptance of this format has been the lack of lenses, which are the style and quality that camera operators and producers are accustomed to. The recent introduction of lenses to fill these needs has been greeted with wide acceptance.



There are many different lenses available from various manufacturers, and they all serve a specific purpose. While it would be great if a lens could be designed to be all things to all people, that is not — and will never be — the case. When selecting a lens for your next camera or project, a great deal of thought should be put into how the lens will be used and what type of "look" you desire. If that lens is not correct for the application, the final results will surely be disappointing. But with the right camera/lens combination, what you capture on tape will not only match the view before you, but in some cases, what you reproduce on video will surpass what you saw through the viewfinder.

Dave Waddell is a marketing manager and South Central Regional Sales Manager for Fujinon Inc. Broadcast and Communications Products Division.

SYNCHRONIZING SOLUTIONS FOR VIDEO AND AUDIO

Universal Synchronizer with TBC **VS-5200**

Selectable inputs of composite, component, SDI and YC video for multi-format applications. Video outputs in all four formats allow transcoding from the selected input to all outputs simultaneously. Auto-mode TBC is standard.



Audio Processor and Delay **AD-3000**

Automatic lip sync correction with compatible synchronizers or the DD-2100 Delay Detector. Pitch correction allows rapid delay changes without artifacts. Stereo analog, balanced and unbalanced digital inputs and outputs are standard, as is a sample rate converter.

Video Delay Detector **DD-2100**

Measures up to 9 fields of delay through a video processor by correlating the input and output active video. The measured delay is continuously updated and controls the AD-3000 to automatically eliminate lip sync errors.



PIXEL
INSTRUMENTS CORPORATION



Pixel Instruments Corp.
110 Knowles Drive
Los Gatos, CA 95032

408-871-1975
Fax: 408-871-1976
www.pixelinstruments.com

**NAB 2001 Booth L430
LVCC North Hall IV4**

Circle (166) on Free Info Card



**[Powerful
multichannel
strategies inside.]**

Inside every SeaChange Broadcast MediaCluster™ server is patented architecture and innovative software that specifically supports the new multichannel business models for broadcast. We'll help you take control of your growing television enterprise and streamline your operation.

Make a SeaChange. And cut your total server investment in half.

SeaChange servers can deliver hundreds of hours of MPEG-2 storage at bit-rates of up to 50 Mbps with four 24-bit AES channels. Our open standard IP network interfaces offer high-performance interoperability with existing systems — from archives to editing systems to satellite uplinks. And only the SeaChange Broadcast MediaCluster offers total fault resilience without costly mirroring — to cut your total server investment in half.

What's more, with the newest 72 GB disk drive technology, a complete fault-resilient channel with more than 28 hours of storage at 24 Mbps 4:2:2 MPEG-2 video quality costs less than a single Digital BETACAM™ VTR.

No wonder SeaChange MediaCluster servers are fast becoming the international standard in multichannel storage and transmission, covering over 30,000 channels worldwide.

To get the inside story on multichannel opportunities for broadcast, visit us on the web at www.seachangeinternational.com

 **SEACHANGE
INTERNATIONAL.**

Changing television for good.



Circle (160) on Free Info Card

©2000 SeaChange International, Inc. All rights reserved. MediaCluster is patented and a trademark of SeaChange International, Inc. Digital BETACAM is a trademark of Sony Corporation. www.seachangeinternational.com Headquarters: 124 Acton Street, Maynard, MA 01754 phone: +978-897-0100 fax: +978-897-0132 EMEA office: Via Dante 2-134, 16121, Genoa, Italy phone: +39-0 10 5530177 fax: +39-0 10 5709961

The “new” manufacturer

BY RALPH STRADER

Ten or 15 years ago, terms like *local area network*, *Internet*, *surround sound*, *DTV* and *streaming video* were either unknown to most broadcasters or just beginning to emerge as potentially significant technologies. Now they are no longer seen as options to think about, but have become commonplace components of many broadcast operations — large, mid-sized or small.

This technology evolution has had two effects on broadcasting. It has enabled facilities to produce a better product, often in a faster and more cost-efficient method. But it's also given broadcasters more to learn and be knowledgeable about. It's not enough just to know broadcasting. Engineers today also have to be technology experts. Even more, they need to be savvy businesspeople, understanding capital justification, payback analysis and profit/loss ratios.

The net effect of this extra responsibility has been a strain on internal resources, many of which were already stretched to their limits. Following the trend of companies in just about every industry, broadcasters are streamlining their operations, whether that means downsizing internal resources, changing or cutting back on specific services, or consolidating the number of vendors or consultants they employ to use only those that provide the broadest range of services (one-stop shopping in a sense).

As a result, manufacturers are being called on more and more to augment the design process by working with stations on the more specialized aspects of their systems. By working

it was enough to manufacture quality products, get them to market at a good price and have some type of customer service department. But the broadcast industry today is a

It's not enough just to know broadcasting. Engineers today also have to be technology experts.

closely with systems integrators, manufacturers have even become skilled in many of the tasks traditionally handled by systems integrators. This has helped to share the load of system design, especially as communications systems have grown more complex.

The need for increased third-party support and expertise is even greater in today's competitive marketplace, to complement and further strengthen the qualified internal resources of many stations. In the past,

different animal, and those elements are now simply the basic building blocks of a manufacturer's scope of services.

This trend is apparent in every aspect of broadcasting, but focusing on one specific example — intercoms — provides a strong microcosm.

As stations increasingly become parts of “groups,” intercom systems have to span multiple facilities and engineering areas. For example, during the 2000 campaign, NBC provided election coverage for NBC,

MSNBC, CNBC, all owned-and-operated facilities and the Microsoft website. There was a different technical facility for each and they all had to be interconnected through communications.

Another example of where a manufacturer working closely with a systems integrator can be a critical element in a broadcast operation is the



Telex's Willie Yau at work in the company's Lincoln, NE, facility, where the company worked closely with NBC to develop the intercom and communications systems component of NBC's "rack in a box" concept. Each "RIB" was a fully-wired subsystem loaded into one platform.

Integral DVE for squeeze and reveals

Video and multi-group audio mixing

Animation or still insertion from internal storage



Choose story

Latest headlines

Sports results

Weather

Customized on-air time and temperature



Latest headlines

Simons wins 100m Gold medal...
..New World Record..
Jackson wins Silver medal, Adams gets Bronze.



200 minutes of audio storage for voice-overs

Character generator with real-time rendering

Designed for interactive television applications

Have you been given the Impossible Mission ?

Management wants powerful master control and channel branding to capture viewers' attention, with 'hooks' for interactive services. Engineering needs a system to simplify the station automation. And Finance wants all this at a manageable price! It may seem impossible ... if you don't know about Oxtel's Imagestore 2.

Yes Jim, Oxtel's Imagestore has set the standard around the world for highly automated but creative master control and channel branding. The system can bring your station output right up to date with dynamic DVE moves, voice-overs, and graphics which enhance programming. Including interactive television (ITV) branding, all in an easily automated IRU box.

Imagestore's A/B video mixer can provide multi-group, audio mixing for multi-lingual and 5.1 broadcasting. Two keying layers can insert stills, animations, and clocks from internal storage. Up to 4,000 frames of video can be stored, along with up to 200 minutes of digital audio.

An integral DVE can perform 'squeeze and reveals', and a range of remote panels, including a full master control surface, can control up to 200 channels.

Imagestore is now also available with Easytext for real-time rendered character generation, using text fed via the automation or Ethernet interfaces.

We hardly need to stress the sensitivity of this information: imagine if this ad should fall into your competitor's hands! Call us today!



Imagestore 2 with A/B mix, two keying layers, DVE, audio mixing, and video/audio storage. Now available with Easytext CG.



Easytext template designed on PC



Text entered via automation interface



find out more
on the web
www.oxtel.com

Oxtel Inc
35 Airport Road
Suite 250, Morristown
NJ 07960 USA

telephone 877 446 9835
(toll free in USA)
main telephone 973 683 0800
email sales-usa@oxtel.com

See Oxtel
on stand L147
North Hall 4, LVCC
NAB
2001

Circle (161) on Free Info Card

www.americanradiohistory.com

recent trend of the "centralized control room." Operators increasingly have to manage intercom and communications systems that extend beyond the walls of one studio. Many broadcast operations have consolidated the control of several facilities into one location. This type of operating structure has several benefits. Operators are able to exercise more control over the signals they are delivering to their audiences, and it creates a more efficient way to manage an entire broadcast network, since there is now one point



NBC and Telex engineers were in close consultation during the design of the intercom and communications systems used for the 2000 Olympics. The systems were tested by NBC at Telex's production facility in February 2000.


these activities. Budgets have also gotten tighter and, accordingly, so have the time-frames for many projects. Stations have to do more with less, in less time. And they're being pressured to keep things under budget. And what about facility upgrades? They mean more than simply buying new products and plugging them in. There are such issues to

of management. And for operators looking to upgrade their infrastructures to new technologies, this centralized model can also help ease some of the costs associated with

contend with as achieving compatibility between newer digital gear and older analog products. Choosing the right product takes time, and that's a valuable commodity

sAv

The world's specialist in logos and clocks generators



presents

- The Audio follow sequence
 - Simultaneous video and audio
 - AES/EBU digital and analog audio in/out with fade
 - 10 hours audio on hard disk
 - Automation : RS232/422
- Additional keyer for external source
Channel's branding



**Kronoss, LGA, Keyer, Mixer ...
thousands, all around the world!!**

www.sav-broadcast.com
sales@sav-broadcast.com

Tel. 00 33 1 53 38 22 00
Fax 00 33 1 42 40 47 80

31, rue Bouret
75019 Paris
France

Circle (162) on Free Info Card



Mitsubishi DLP television photograph provided by Mitsubishi Digital Electronics America, Inc.

A lot has happened in between.

In the late 1940s, the world became fascinated with a new marvel called television. Today, as television enters the digital world, it offers broadband services that are more than just pictures and sound. As TV evolves, ADC is advancing the technology of television transmission to ensure that broadcasters stay on the air with reliable, uninterrupted service.

EQUIPMENT
SOFTWARE
SERVICES



The largest U.S. company manufacturing television transmitters today, ADC is a technology powerhouse with a respected history and vast experience in the broadcast industry. We engineer and implement a full range of unique, high quality transmitter system designs, including innovative digital television solutions that will meet your needs today and into the future.

From the widest line of high performance transmitter products to unequalled customer service, ADC ensures that you get the solution that fits your broadcast goals.

For more information about ADC's analog and DTV transmitter systems, call 800.215.2614 in North America or +1.724.941.1500 worldwide, or visit our web site at www.adc.com/broadcast.

NAB Booth #L9857

Circle (163) on Free Info Card



The Broadband Company™

that many engineers don't have, so manufacturers can lend assistance in this area. For example, a station that may be a fully standard-definition environment knows it will have to eventually move to high definition. Or the infrastructure may be set up to handle 4:3 aspect ratios

infrastructures, building codes and zoning restrictions that could prohibit relocation or expansion.

Stations all need specialized knowledge today. Are they adding staff with this expertise? Not all of them are, because they can't, so many stations are outsourcing these responsibilities

Manufacturers have even become skilled in many of the tasks traditionally handled by systems integrators.

but the future is 16:9. The staff may not have the resources required to select the products that will help them complete these migrations cost-efficiently and quickly.

Finally, there are issues not only specific to broadcasters but to any professional looking to grow a business: limited layouts, outdated physical in-

and manufacturers are being called upon to take on a larger role.

Manufacturers have also broadened the scope of their customer relations, helping customers understand what products can do and how they should choose and specify new systems. The first question a customer should be asked is: "What

problems do you have that you expect the intercom to solve?" In other words, what are your goals?

This step comes even before budget, because you really can't make an intelligent budget decision until you know all the parameters in which you need to work. Once you understand those, then you can make informed budget compromises.

Many manufacturers recognize the need of broadcasters for increased design assistance, adding staff and resources specifically to provide design support for stations and systems integrators.

Change is inevitable, and necessary to the evolution of an industry. As the broadcast industry comes to terms with this, both manufacturers and facilities will need to work more closely together, as both explore their changing roles. ■

Ralph Strader is vice president, general manager, Intercoms. at Telex Communications.

Fiber Optic Camera Cable and Assemblies

Gepco's new HDC920 hybrid fiber optic camera cable is designed for High Definition cameras that utilize the new SMPTE optical fiber format. It features the low loss of optical fiber, along with the performance that Gepco camera cable is known for.

- Flexible and UL rated versions
- Strength member for added durability
- Tested for optical return and insertion loss
- Terminated assemblies or bulk cable
- SMPTE 311M and 304M compliant

GEPCO
INTERNATIONAL, INC. *Tactical fiber for HD & DTV remote optical systems also available*

1-800-966-0069 www.gepco.com email: gepco@gepco.com

Circle (164) on Free Info Card

NAB L5856

DEMO ROOM

View an online product demo whenever you see this logo.

www.broadcastengineering.com



Distribution

MONITORING

CONTRIBUTION

DISTRIBUTION

Open new perspectives in broadcast distribution.

Statewide digital networks, major broadcasters and post-production companies are using BarcoNet encoders and decoders for the quality and flexibility that result in cost-effective operation of your distribution network.

BarcoNet's encoders and decoders offer a great variety of versatile MPEG-2 encoding solutions featuring common ATM, satellite and cable interfaces for primary distribution, studio/transmitter links, and local encoding and decoding applications.

BarcoNet's capability for sharing High Definition and Standard Definition programming between multiple locations in one single network means you can build and rebuild your networks, while always getting the most out of your investment.

www.barconet.com



CONNECTING WORLDS TRANSMITTING IDEAS

Circle (165) on Free Info Card

See Us at NAB Booth #S5360

www.americanradiohistory.com

Hardly a day goes by when someone doesn't call me to announce that their company has the worlds first "total solution" to something. By the time I hang up I'm usually still not convinced there was a problem in need of a solution.

Fortunately, there's the NAB convention. Nothing like the NAB show to force manufacturers to put up or shut up. Without the NAB deadline, I'm convinced we'd have half as many new products as we do now. But still, how do you get to see them all?

Well, *Broadcast Engineering* is here to help.


Need some help with DTV technical issues? See page 92 for the *DTV Answer Book*. Want an advanced look at hot new products? That coverage begins on page 120. Lost? Check out the LVCC and Sands maps that are bound into this issue. And to make your trek more efficient, there is FASTtrack on 232.

So read on and enjoy. I'll see you at the show.

Brad Dick, Editor

N A B

preview





<i>DTV Answer Book</i>	<i>92</i>
<i>DTV Marketplace</i>	<i>120</i>
<i>FASTtrack</i>	<i>232</i>

DTV

answer book

It has become obvious that the transition to digital is not without its sticking points. As you face the questions that every engineer faces, wouldn't it be nice to have someone who knew the answers, someone who *really* knew the answers, next to you to tell you what's going to happen to television in the next year? Two? Five?

How do you stream your signal to the Web? When do you seek out a systems integrator? When will consumers start watching? Is interactivity all it's cracked up to be? These are the questions you need to know the answer to today because they'll affect your tomorrow.

To keep you ahead of the curve, *Broadcast Engineering* once again presents *The DTV Answer Book*. Here we've collected answers to the above questions and more to help to guide you along the path to a successful transition.

These are the people who *really* know the answers, so read on. DTV won't wait any longer.

Newsroom systems

Gordon Castle, CNN 94

Digital implementation

Greg Doyle, Doyle Technology Consultants 95

Infrastructure

Gus Allmann, TV Magic 98

Systems integration

J.T. Duggin, Digital System Technology 100

Audio

Ken Hunold, Dolby Laboratories 102

Streaming

Steve Sullivan, A.I.M. Group 104

Interactive

Jeremy Thorp, Tandberg Television 110

Consumer acceptance

Richard M. Lewis, Zenith 112

ATSC update

Mark Richer, ATSC 114

cantus

More Reliable than Analog!



Radio



Theater



Television



Opera




Film Post



OB Van

24/7 on-air work demands reliability. The CANTUS Digital Console by STAGETEC has demonstrated that reliability in over 130 installations worldwide. Day in, day out. And since CANTUS is all digital, there are no analog pots and switches to go noisy or open. CANTUS – Simply better than analog!

- Fiber Optic Interconnect of all hardware
- LCRS, 5.1, 7.1 Surround Panning
- Integrated digital NEXUS I/O plant-wide router
- N-1 with Auto Talk-Around™
- No fans, low power consumption, very low weight
- Totally Hot Swappable
- German Reliability and Audio Quality



US Distribution by:

GMA, LLC
18314 Kinzie St
Northridge, CA 91325
Phone: 818 701 6201
Fax: 818 701 9545
Email: fader@pacbell.net

STAGETEC GMBH
Industriegebiet See
D-96155 Buttenheim
Germany

Phone: +49 9545 440 300
Fax: +49 9545 440 333
Email: sales@stagetec.com
www.stagetec.com



Circle (167) on Free Info Card

www.americanradiohistory.com

What changes in newsroom operations has new technology brought to CNN?



BY GORDON CASTLE

Gordon Castle is senior vice president of Strategic Digital Systems for CNN.

Several years ago, CNN established a technology plan designed to create an all-digital production environment in which content and metadata is accessible to all CNN users and on all CNN

distribution platforms. This multi-year plan is changing almost every aspect of CNN's production system and, more importantly, the workflow. It is an enormous and challenging undertaking and one, in my estimation, that will put CNN in the forefront of production worldwide. CNN is altering the very core of its system requirements; our plans call for not just digital updates of existing equipment but, instead, we are leading technology providers to develop new systems and approaches.

A key aspect of CNN's technology plan is a move to systems that handle video, audio and metadata as data files. This means, of course, that video servers will replace tape machines, and computer-based nonlinear editing will replace tape editing. It is easy to see how changes such as low-resolution browse systems, nonlinear editor and video servers provide more features and functionality than videotapes and analog equipment. Users can make changes more easily, share their work with more people and exchange files across systems from city to city. Important as these are, they are only surface-issue changes and do not unlock the real power of the new technology and the ways it will facilitate changes in production, publishing and broadcasting.

One of the key requirements of our technology plan is to couple changes in technology with changes in workflow. Seemingly simple changes or advancements in new technology may actually result in poor performance when put in place without careful consideration of the entire process. For example, a nonlinear system used for cuts-only editing that does not need to be re-edited for multiple versions can be handled faster by a tape-to-tape system. However, when coupled with new workflow and a supporting infrastructure that leverages the capabilities and extension of the content, nonlinear editing is a key component in a more effective and efficient production system.

The new production system we are building will enable CNN journalists to have greater access and better control of content. Our journalists and editors will be able research, access, create and modify all aspects of content

from their desktop. And they will be able to create content that can be used in a variety of distribution platforms. Because the tools and digital media are more flexible and adaptive, we will be able to use a common infrastructure to both expand and refine the rolls of the editorial and technical staffs.

In some cases, content will be produced by a single person or team and distributed on multiple platforms, such as on-air, online to a website and via satellite to a mobile phone. In other cases, users will focus production on a single aspect or type of distribution. The key is that the analog tape-based linear system mandates a workflow and production chain bounded by the limitation of the formats and equipment. Issues such as play speed, dubbing, transfer time, generational loss and inability to actively share material or work require elaborate and rigid workflow to be successful. This is particularly true in live 24-hour news. The design of the production systems at CNN and the other 32 services was based on rigid content and information flow and processes.

As we look forward and use the Internet as a guide, the future of content distribution and consumer experiences will require services that provide interactivity and personalization. The sources that provide this information will have to be extremely flexible. And this flexibility will need to be part of the technical systems and the workflow of the journalist creating the information. The new systems we have been installing during the last few years as part of the technology plan at CNN are all working to improve our flexibility. They will not only allow more flexible access and distribution of content, but they will also make it easier and faster for us to create new production steps or techniques and handle new distribution opportunities.

We are starting to digitize more than 115,000 hours of material in the new digital archive.

Digital servers in use today at CNN have already allowed for several important changes. We have been able to improve the regionalization of CNN's International networks by allowing common content to be used more flexibly on the European, Asian and Latin American channels to better match the appropriate time zone. We have also been able to centralize our commercial operations and provide a central server for all finished daily news material that can be accessed by CNN, CNN International and CNN Headline News.

Our research and viewing systems have also changed and provide our journalists with greater access. Currently, 1500 hours of raw material are available on newsroom desktops at CNN Center in 1.5Mbps MPEG-1. And we are starting to digitize more than 115,000 hours of material in the new digital archive, which will serve as the central

long-term storage and media management system for all areas of CNN. All material will be available as high resolution, low resolution and streaming resolution as data files and will be able to be researched by anyone in CNN.

As CNN continues to make technology changes and move more content production to digital systems, journalists, editors and technical staffers will be able to grow with the new systems. The staff at CNN will develop workflow that can take advantage of the power of the new systems and changed aspects of broadcast and Web publishing. We are actively refining our production processes and building requirements for the equipment of the future. New business and technology requirements, coupled with the new digital system, will allow us to deliver news and information even faster, more efficiently and more aggressively than ever.

Why build now for digital?



GREG DOYLE

Greg Doyle is president of Doyle Technology Consultants, Inc.

We have seen great promise with regard to technology, digital televi-

sion and the future of broadcasting in general. As the transition to digital moves forward, many facilities have fully incorporated a digital infrastructure or islands of digital equipment in their plants. However, the full transition has barely begun. As the deadline imposed by the FCC approaches, less than 200 broadcasters are broadcasting a digital signal. Very few of these facilities have the capability to create HD images within their studios, or for that matter, ever intend to do so in the future.

The initial move to digital meant dealing with 270Mb/s component digital video. I designed my first fully digital facility in 1995 when the available equipment was cumbersome and challenging to work with. It also required us to compromise the desired functionality. The industry has managed to move through the initial digital conversion and new tools are available that allow stations to do much more than they were capable of doing in the composite analog world.

Legacy engineering and business models must be revised as alternative entertainment and technologies compete for market share. Remember, just a couple of years ago the fighting words were *convergence*, *extensible*, *open platform*, and, worst of all, *compression*. At the 1996 NAB show, the thought of accepting compression of any kind on a video image was totally taboo. By 1999, compression was accepted as the norm and the issues were what type of compression each manufacturer applied and at what bit rate.

With the acceptance of compressed media, the next transition begins -- open platforms with media captured, stored, managed and shared as a file. With this philosophy, the movement of media throughout a facility doesn't

Zandar
TECHNOLOGIES

MULTIVIEWERS

		<p>MX Series Pre-Configured Displays 4-16 Analog Inputs in 1RU Composite, SVideo & YUV/ RGB Out Full Screen VGA Out</p>
<p>Omni Video Series User Customisable Displays PIP Re-Size, Move, Overlay Choice of Analog or SDI Systems Logo, VU Meters, LAN Control, Sequencer PCI Card/SDK for OEM's</p>		
		<p>HiResolution Mix of Analog, Computer or Digital Sources User Customisable Displays Output to SXGA Modular Architecture up to 26 inputs</p>
	<p>Benefits Save on Space, Power & Costs Create Exciting Displays Optimise use of Large Displays Control & Manipulate Graphics</p>	

A Solution for Every Need

IRELAND: TrioTech House, Abbey Road, Deansgrange, Co Dublin, Ireland.
Tel: +353 1 2808945 Fax: +353 1 2808956
Web: www.zandar.com E-mail: sales@zandar.com

USA: 305 Vineyard Town Center, Suite 295, Morgan Hill, CA 95037, USA.
Tel: 408 782 9725 Fax: 408 782 9825 E-mail: advancedms@msn.com

Come See Us at NAB L155

Circle (168) on Free Info Card

depend on a particular video format. It is a file, regardless of the resolution, frame rate or encoding scheme. While this is not realistic for real-time synchronous broadcasts, generators of content will thrive in this environment. Unfortunately most of the major video server manufacturers are not providing open connectivity to the storage side of the system. Currently, you will be required to purchase the storage solution directly from the manufacturer or their strategic partners. We do see this being whittled away slowly as more IT-savvy clients and system integrators demand these features. The next technical/business model is wide area connectivity to the storage devices.

The next technical/business model is wide area connectivity to the storage devices.

Over the last few years we have seen broadcasters consolidate their business model as they compete for programming and advertising revenue. For better or for worse, the day of the mom-and-pop broadcaster is rapidly disappearing. As broadcasters continue this consolidation model, I envision a consolidation of the technical model as well. For example, streaming media over the Internet works on the concept of "edge caching." In other words, media is pushed across the Internet to points of presence (POP) in major cities throughout the country. This places the content geographically closer to the "last mile" for pickup by the viewer. The same technology can apply to broadcasters who have consolidated their operations from local engineering business models to a centrally operated model. The local broadcaster now takes on the functionality of the POP via wide area connectivity and provides the cache along the edge. In this case the "edge" is the feed to the transmitter. Local insertion of advertising, news coverage etc. all reside within this server-based facility and are dropped in as scheduled. Business management and core programming are managed from the central offices of the newly formed networks.

Part of managing all of this media as data will require multiple servers for capture, storage and encoding purposes. In streaming media facilities and network operations centers we typically manage hundreds of servers, PCs and encoders using what we call a KVM matrix. This equipment allows us to route the keyboard, video and mouse of multiple servers to multiple user stations. These devices provide direct connectivity to the remote server including a hard-reboot, if necessary. Category 5 or Category 6 cable is used to connect users' stations and servers to the matrix.

As new facilities are designed there will be three basic types of connectivity throughout the plant: wide bandwidth coaxial cable (for baseband audio and video); fiber; and Category 6 (or better) for network connectivity.

Future designs must include demarcation points throughout the facility to break out or repurpose wiring infrastructure in order to accommodate continued changes in equipment or functionality. In the IT industry these are called an Independent Data Frame, or IDF closet. Basically it is a wiring closet that surrounds major areas throughout the facility. These areas are built adjacent to the central machine room, server farms and large work areas.

In the near future, look for super-wide bandwidth routing backbones that will allow very low data rates as well as full-bandwidth HDTV. Consider the possibility of multiple 4Mb/s pre-encoded transport streams arriving at your facility for re-transmission. This is very common at satellite facilities that handle incoming feeds as SMPTE310 or DVB-ASI. Along with these compressed transport streams comes the need for more advanced bit splicing tools able to perform cuts and transitions within the compressed stream.

In discussing this digital transition five years ago with a station director of engineering, he said, "The way things are going, in another five years, you'll come in here and the only technical staff you'll see is a manager of information systems, the director of engineering to keep the license up to date, and a shipping department for when things break." He missed the date, but he was on the right track. The next technological wave I see coming to the broadcast facility is the movement of data, data storage and asset management. This will come in the form of IP network connected devices and file-based content on open platforms across network-based storage devices.

Webster's Dictionary defines transition as: A passing from one condition, form, stage, activity, place, etc. to another. Regardless of the FCC mandate, competition and market conditions will require broadcasting to transition to a new business model, and new technology will be required to support this new model. The first step for the broadcaster to prepare for this next wave in technology is education. It is imperative that your staff has a basic understanding of network architecture, IP management, data storage, media archiving and asset management.

Start now!



View an online product demo whenever you see this logo.

www.broadcastengineering.com

When Chicago's Tallest Building Needed 15 Channels* - They Came To the Leaders in Broadband Technology!

Chosen, by TrizecHahn Property Group, for over 30 years of global manufacturing experience, RFS is the leader in broadband technology.

Our broadband RF systems offer the most flexible and customized arrangements for the DTV Market and beyond.

RFS designs and manufactures broadband panel arrays, slot antennas, and combiners for adjacent and non adjacent channels designed to suit your needs.

Complimented by a full range of rigid and flexible line along with complete accessories which have been reliably manufactured and supplied to the broadcast market for decades. RFS is your Total Systems Solution provider - come take a fresh look, we will deliver.

**DTV Ready....
DTV Proven!**

RADIO FREQUENCY SYSTEMS

RFS Broadcast

59 Dodge Avenue

North Haven, CT 06473

Tel: 203-239-3311 Fax: 203-239-9260

email: info@rfsbroadcast.com

web: www.rfsbroadcast.com

*Customer Requirements; 5 Channel, 7 Channel, and 3 Channel Systems

Circle (169) on Free Info Card



First Sears Building Broadband Panel Array Antenna

How should a station engineer plan for the multi-step upgrades that most stations must use to become fully digital?



BY GUS ALLMANN

Gus Allmann is vice president and director of engineering for TV Magic, Inc.

Though questions remain about its particular manifestations, one thing for sure, digital television is coming and as broadcast engineers there are things that we can do to prepare for the inevitable.

- **Have a plan** – Gather as much information as possible about the direction your network or management is heading in terms of DTV and their expectations. Become part of the team. Capture the global picture and get it down on paper. Simple block diagrams, descriptive prose, wish lists, business plans, flow charts or just about anything you can document about where the station is heading will be enormously helpful. Develop your plan to at least the block diagram and signal flow level. As a systems integrator we are very big on having a process map on paper that takes all this into consideration. It makes it easier to see what must be done, and a plan evolves. It's a lot less expensive to change paper than concrete, steel and equipment. Consider utilizing as many assets as you have now with a simple phased approach to adding the digital capabilities. The simplest plan might follow this path:

1. Establish digital transmission capability.
2. Upconvert present analog program to DTV signal that matches your network feed and switch the DTV formats to air with a simple 10x1 switcher. Downconvert digital-only programming to integrate with existing analog facility.
3. Build an HD-capable digital infrastructure even if you're only planning to broadcast single or multichannel standard-definition digital programming.
4. Integrate existing analog signals necessary for the transition to the all-digital facility. Test analog and digital system off-line.
5. Cut over to the all-digital system and place on-air.
6. Re-purpose old analog system and components.

Having a plan that can move you from meeting the minimum requirements with a limited budget to creating a state-of-the-art facility capable of handling almost anything will ultimately save you time, money and what little hair you may have left.

- **Transmission** – You're going to have to transmit digital

signals. If you don't already have a plan in place, it's time to get moving. Many, if not most, broadcast facilities will have to add new antennas, transmitters and towers in addition to their analog transmission system in order to remain on-air while you're building the digital transmission path. It takes a long time to design, get approvals, and build those new towers, antennas and transmitters for stations across the country. Best to get in the queue now.

- **The digital infrastructure** – A good thing about DTV is that most of the signals the engineer will have to deal with are in a serialized digital format. It can travel down coaxial cable and is easy to terminate. While the various forms of DTV can include a wide range of data rates, the future-proof model is to design and build for the highest data rates that commonly exist today. At present, uncompressed serial digital data rates approach 1.5Gb/s with bandwidth requirements approaching 2.4GHz. Remember our goal is to create a digital island or digital facility that can handle anything that management or technology may throw at it. Luckily these cabling and components exist today and don't cost much more than what we have been using in the past. In the installation of any cabling system, the largest cost will be labor. It costs the same to pull, dress and terminate a cable/connector regardless of the material cost or quality. So put in the best components that exist and you won't have to do it again for a long time. Be careful replacing existing analog cable with digital cable in the same system, the cable has a higher velocity of propagation and different loss characteristics so they may not time or equalize properly with your existing equipment.

- **Routers** – If you already have an analog routing system in place and are happy with it, there is no need to replace it. Adding serial digital video and audio levels to your router

You're going to have to transmit digital signals. If you don't already have a plan in place, it's time to get moving.

may be possible if you purchased one that can be field upgraded and the frame can handle the data rates intended. You can always add these levels as additional frames but that will depend on the router control system and whether the manufacturer offers those components. Worst case, you can purchase a new control system that will work with your existing router frames and also the new digital ones you plan to add. Make sure the digital router can handle uncompressed HDTV data rates and also the Asynchronous Inputs (ASI) generated by digital compressed satellite systems. Because you may be working with your existing analog router frames and using A/Ds and D/As for integration with your new digital router/

frames, make sure your control system has good path finding and tie-line management abilities. The user interface and how the router releases these tie lines are important.

- **Switchers** - If adding a digital production or master control switcher, choose one that will allow for multi-channel/multiformat operation with a single control panel. Some are networkable which can prove to be useful. Choose a multichannel standard-definition DTV format having the ability to control them from one or more locations. A switcher that integrates tightly with your router will make for a more flexible system. Make sure the DVE will be tightly integrated with the switcher. The master control switcher is the one that will have to be the most flexible. You may need to switch your analog signal simultaneously with your DTV signal for a while. The HDTV signal may come as multiple standards from various sources that change throughout the day. Consider these possibilities when developing an initial plan and be sure the switcher will be flexible enough to handle these additions or changes.

- **Networks** - This is one area that will grow tremendously. Because Ethernet will be around for a while, you should build a solid, upgradeable 10/100Mb switched network. Use CAT 5 or better cabling and patching capability, which should handle most of the near-term applications. News systems are using Ethernet to browse ingested materials to servers from client workstations, perform low-resolution editing, control play-to-air functions and many other critical tasks. Higher bandwidth networks are emerging, each with its own set of assets and liabilities. Optical and copper Fibre Channel is evolving; however, it is peculiar to certain integrated systems. Production and graphic systems are making good use of it but, as an installed topology, I would add these capabilities as they are required. I foresee the Network Analyzer becoming as common a piece of test equipment as your present waveform monitor and vectorscope.

- **Video servers** - They are here to stay and will probably replace most VTRs for anything but portable use. Most use serial digital as standard I/Os with some offering analog as well. Use the analog I/Os today while you build your digital infrastructure. Transport streams are beginning to be more common for I/O. Multiple format compression codecs are in use and compatibility is necessary if you want to share. Think this one through carefully and consider all of your applications such as image quality, editing and recording non-synchronous feeds — they all don't perform the same. Also part of this game is storage for the servers. You'll never have enough storage, so analyze your requirements carefully. Plan for the inevitable growth. Leave space and allow for the AC power requirements and heat loads. Storage Area Networks (SANs) are getting popular for server and nonlinear edit file storage. Speed is important. File format compatibility between devices that share that storage is necessary and not always apparent, even between products by the same manufacturer that perform similar functions.

Near online storage and archival storage is a must as your storage needs grow.

DTV is happening. Embrace it. You'll love it once you're in and it's just the kind of change you've been looking for. Treat it just like any other project that must be managed — plan it, organize it, implement the plan and control (refine) it. Be flexible because technology is changing quickly with fewer standards. Design for and build a solid infrastructure that can handle most anything that comes your way. Keep the pipes big and everything should fit down them. Leave room for expansion, if things get smaller or concentrated you gain space, if they grow, you have already planned for it and will accommodate it easily. Use a qualified systems integrator that works with many types of systems; their experience can be invaluable. Develop your plan NOW and don't wait until management wants it yesterday.

"Why seek the help of a systems integrator for a convention like NAB?"



BY J.T. DUGGIN

J.T. Duggin is executive vice president and chief operating officer of Digital System Technology, Inc.

For someone looking to begin serious research into any range of audio and video equipment purchases, shows like NAB can be, to put it mildly, overwhelming. It's like going to New York City for three days and blindly searching for all the best restaurants without any restaurant guides. Yes, you may stumble across one or two very good places, but your chances of hitting a great place at every meal greatly increase if you consult the experts beforehand.

Try to stick with a systems integrator that represents an industry-wide, all-inclusive complement of equipment.

And your investment in a meal is considerably less significant than one in equipment, so it pays to consult with people who do this every day. Good systems integrators are committed to maintaining close relationships with their customers, so customers are always kept up to date on promising new technologies.

While integrators have no ties to specific manufacturers, we are in frequent communication with them and know the ins and outs of their product ranges and overall mechanics of their companies. Try to stick with a systems

Looking to Sell Equipment Online?



Your Internet Storefront is Ready.

Right Now.

Imagine one online marketplace where you can sell professional, digital-media production equipment – without investing time and money in the sale. Now imagine that you can leverage this powerful sales tool right now – for free. That's the reality of Digibid.

Solve Inventory Problems

Sell your individual components, overstock items, discontinued products or trade-ins, demo gear and more, with no hassles or phone calls. Simply post them on Digibid and get top dollar. It's that simple.

Visit Digibid Today

Thousands of smart production professionals turn to Digibid every day. There's no better source for relevant, timely competitive intelligence and industry-equipment information. Visit today!

It's FREE to List Items for Sale

You pay a commission only after your item sells. Digibid completely handles the buyer side of the transaction. To date, we've more than 25,000 successful auctions.

Visit us at NAB Booth # R2175 (LVCC) and enter our FREE DVD Drawing

How to Get Started

Just register online at digibid.com.

Get a Branded, Online Storefront

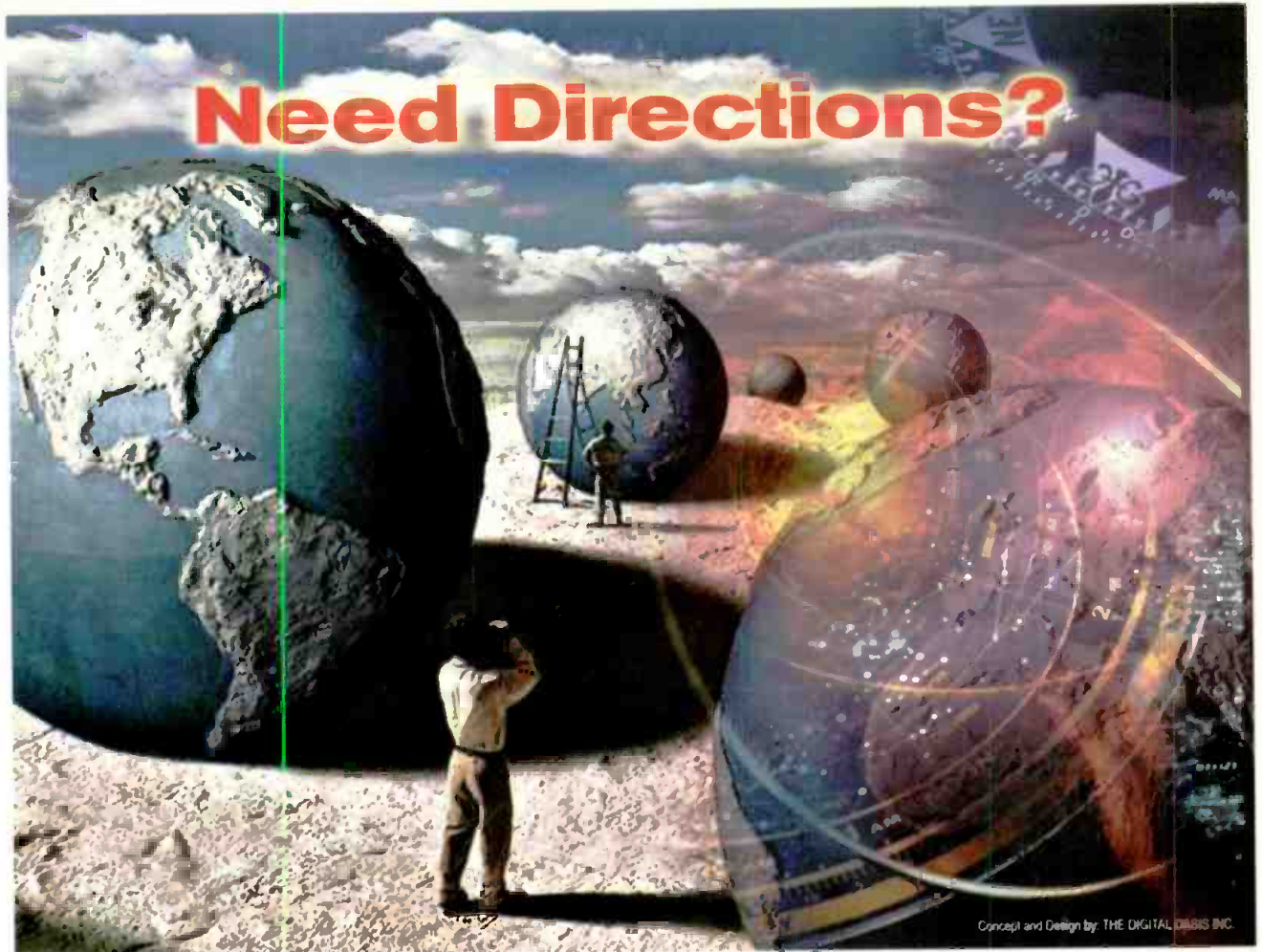
If your company is interested in a higher level of promotion and exposure, inquire about our setting up your own, branded digital marketplace, leveraging our state-of-the-art technology. We have more than 21,000 registered users and more than 90,000 unique monthly visitors.



a member of **IndustryClick**
where industry meets on the web

E-mail: sales@digibid.com

Phone: 609-371-7833



With over 20 years of Broadcast Routing experience, a full line of digital and analog routing solutions, and some very exciting new products under development, Utah Scientific is the place to go for directions to guide your transition into the new world of standard-definition and high-definition digital signal distribution.

Let us help you find your way through the maze of options to the most cost-effective and future-proof digital transition plan for your facility.

**US UTAH
SCIENTIFIC**

New Directions in Digital Switching

www.utahscientific.com

Corporate Headquarters

4750 Wiley Post Way, Suite 150, Salt Lake City, UT 84116 USA
Ph: 801.575.8801 • Fax: 801.575.3099 • Email: sales@utahscientific.com

Circle (171) on Free Info Card

www.americanradiohistory.com

integrator that represents an industry-wide, all-inclusive complement of equipment. Not being tied to specify any particular brand name or product line keeps the process fluid. It allows the systems integrator to act quickly in response to what the customer needs.

Good systems integrators keep current on all the latest developments, know the players involved and are tied in to noted industry professionals. Chances are that they've recently worked on a project similar to the one you're calling about. Whether large or small, broadcast or webcast, corporate or a fixed venue installation, systems integrators are trained to address a broad range of integration issues. And this does not always mean a large-scale facility design and construction. Select systems integrators are also called upon for research, consultation and financial planning services as well as smaller-scale bench repair services.

Systems integrators perform a myriad of tasks, including designing and installing Internet streaming systems, microwave systems, automation systems, satellite earth stations, post production facilities, mobile television vehicles, network operation centers, systems maintenance, training operators, pre-building systems off-site and financial planning.

And with broadcasters throughout the nation making the digital transition, systems integrators can easily clear the way down that path because they've been there many times before. Qualified systems integrators will get you safely and efficiently through the digital path due to their attention to detail and experience leading others in exactly the same direction.

Speak with a respected systems integrator prior to NAB. I guarantee the show will prove significantly more productive than it would otherwise. It will be like having the top *New York Times* restaurant critic personally escort you to the best restaurants in Manhattan.

What does a station need to consider upgrading to 5.1 audio?



BY KEN HUNOLD

Kenneth Hunold is a broadcast applications engineer for Dolby Laboratories, Inc. in New York.

As stations put together their DTV facilities, many key questions need to be answered about the topology and capabilities of the system. These are often called "core" decisions, because they define the basic design strategies of

the DTV station.

Consumers are being exposed to high quality audio via CD, DVD and now DTV and digital cable. Increasingly, these programs are multichannel (beyond stereo) particularly in the case of feature films, which have been almost routinely mixed

in 5.1 over the past decade. Now, episodic shows for television are being released with 5.1-channel audio.

At the initial design stage, the choices between designing for minimal two-channel audio and designing for full six-channel audio (5.1 audio) are not that different. Tools exist (described below) to carry multichannel and/or multi-program audio over a traditional AES "pair." These tools can also allow the DTV station to seamlessly integrate 5.1-channel audio into a nominally two-channel program stream.

For DTV audio, all stations should be implementing an AES digital audio infrastructure. A single "level" of AES digital routing is the minimum baseline capability that was assumed by the ATSC "Top Down" Committee in its examination of DTV station requirements. Often, stations will implement a two-level (four-channel) infrastructure because it matches the number of audio channels on broadcast VTRs. AES audio distribution allows for transparent and accurate audio distribution throughout the facility. It also future-proofs the station for further developments in audio and data transmission.

Dolby AC-3 is the audio standard in the ATSC television system. It is designed to carry from one to six (5.1) audio channels and can support multiple audio programs. This system is now called Dolby Digital, and consumers will often see references to this name on their DTV receivers as well as on their DVD players and cable set-top boxes. The station's audio programs are encoded into Dolby Digital at (or near) the DTV video compression and transmission equipment. If the station is using the built-in encoder that is sometimes part of the video encoding system, these encoders are currently only two-channel encoders (i.e., mono or stereo.) If full 5.1-channel audio is desired, a separate 5.1-channel encoder (a Dolby DP569) will be required. It can encode any channel format from mono to 5.1 channels. The built-in encoder can still be used for encoding a second-language version of the program (similar to the SAP capabilities of the NTSC system) or any of the new auxiliary services such as descriptive video (visually impaired), hearing impaired, or emergency audio channels.

Program acquisition: If programs are delivered on videotape for local playback, this could exist as a separate multichannel audio tape (DA-88 or similar format) that must be synchronized to the video source (often a digital VTR). In this case, you must be able to lock the two transports to the same reference, and synchronize them using timecode or other means.

Multichannel audio programs could also be delivered on the same videotape as an encoded Dolby E signal. Dolby E allows up to eight channels of audio to be delivered via satellite or VTR, and can be carried on a single AES pair throughout your system. Broadcast networks and cable programmers are using the Dolby E format to store multichannel audio programs along with the video on the same videotape or video server. This simplifies routing, timing and synchronizing the combined elements throughout the system.

Monitoring: Monitoring the audio signal is important in any operation. Programs delivered to DTV stations by

Trying to take video to the next level?
Remember, the world's counting on you.



Testing Video Equipment Designs Video—the world can't get enough of it. And we design more tools for testing it. Tools that analyze and measure every type of video out there—analogue or digital, baseband or MPEG. Now you can quickly debug, characterize, and verify all your ingenious new product designs. Hey, the world is waiting. For information about set top box, MPEG codec, multiplexer testing, and more, call 800-426-2200 x3070 or visit www.tektronix.com/videodesign

Tektronix®

© Tektronix, Inc. 2001. All rights reserved. TEKTRONIX is a registered trademark, and the Tektronix logo is a trademark of Tektronix, Inc.

Circle (172) on Free Info Card

www.americanradiohistory.com

networks and others will almost certainly be delivered using digital sources (satellite, digital video server, etc.) Stations need to be able to monitor digital audio signals at many points in their facility, just as they monitor their programs today. Analog routing and distribution will not go away in the new DTV stations, it will just be relegated to “utility” routing and confidence monitoring, rather than actual “on line” audio signals. Products are available from many manufacturers that handle monitoring of digital audio signals in ways that make the audio format

For DTV audio, all stations should be implementing an AES digital audio infrastructure.

transparent to the operator. Often it is as simple as ordering the digital version of the monitoring product. Stations that have made the transition to AES routing on their NTSC stations will already have experience with this. Products also exist to monitor and troubleshoot Dolby E, Dolby Digital and PCM signals carried on an AES link.

Local production and MCR: If the station wishes to do local 5.1-channel audio production, then traditional multi-channel mixing and recording equipment could be used, along with a “widening” of the audio infrastructure within those operational areas.

The audio signals, whether they are 5.1 or stereo, only get encoded into Dolby Digital immediately before transmission to the viewer/listener. A full description of the Dolby Digital encoding process is beyond the scope of the question, but it is important that the programs be encoded with a “channel configuration” that accurately describes the program type. Stereo programs should be encoded as “2/0” and 5.1-channel programs should be encoded as “3/2L” (the “L” signifies the “0.1” LFE channel.) This, and other encoder settings, aids the operation of the consumer’s Dolby Digital decoder, routing the number of audio channels in the program to the (possibly fewer) number of speakers the consumer may have installed in their home. This could vary anywhere from mono or stereo speakers built into the DTV set to a full-blown Home Theatre installation.

If the station chooses to implement Dolby E, there are some unique capabilities of the DP572 Dolby E decoder that have special significance in Master Control operations. The “Voice Over” feature of the DP572 allows local voiceovers to be inserted over the 5.1 audio signal, or the audio source can be switched completely to a separate two-channel source. This is usually the station’s normal stereo audio, and this can be used for local inserts, news or commercials. When the decoder has been told to switch to an external two-channel source, the Dolby Digital metadata will be changed to the proper mode for stereo operation. The voiceover feature can allow the Dolby E

decoder to function as the audio section of the MCR switcher, delaying the requirement for full multichannel audio production facilities, at least in Master Control.

Audio monitoring in Master Control should be set up with a professional Dolby Digital decoder to properly monitor the signal in any format the listener may have. This includes mono, through stereo and surround, all the way up to 5.1, with a subwoofer. There are also graphic displays available to visually monitor the content and relative phase of the multichannel audio signal. If you feel that your master control area is not suitable for critical listening, consider outfitting a conference room (in addition to your control room) with a 5.1 monitoring system. If this is the same room where you entertain clients and screen their programs, it gives you a chance to view their programs and to demonstrate your audio capabilities in their best light.

The average station does not need to alter their planning all that much to include 5.1-channel audio programming as part of their schedule. As viewers are exposed to more and more 5.1-channel programs via DVD and digital cable, any lack of such programming on the DTV station will become apparent. As the infrastructure requirements are very similar, it is not that difficult to add 5.1-channel audio capability to your DTV station. By specifying the proper equipment now, you future-proof your facility by supporting 5.1-channel programs today.

More information about implementing the Dolby Digital DTV audio standard can be found in the Broadcast Implementation Guidelines, available from Dolby at www.dolby.com/tech/ddbigpr.pdf

What should broadcasters do now to enter the world of streaming?



BY STEVE SULLIVAN

Steve Sullivan, co-founder of the Advanced Interactive Media Group, LLC, frequently writes about media trends and technology for various publications. He can be reached at sullicom@aol.com.



Back in September 1999 I was hired by a client to take a look at the concept of video streaming and the promise it held for television and radio news. A year and a half later, the project drags on like a bad cold, having been rewritten and revised multiple times as companies surge, merge and purge. If someone starting a similar study today came to me for advice, the best tip I could offer would be to make sure his or her pencil has a big eraser on it.

I began researching the issue at a convention where the

In-Rack Audio & Video Monitoring

NEW Wohler E MON-1 NEW

E MON-1

Introducing the world's first audio monitor capable of processing, decoding, displaying and monitoring Dolby® E, Dolby® Digital & PCM streams straight from the rack.



Wohler Speaker Systems



AMP1A


The unit that started the In-Rack speaker revolution. Compact (1U) and convenient quality audio monitoring direct from your rack. We offer models for all applications & budgets.

AMP2-VSDA

Top of the line speaker system accepts SDI and AES digital inputs together with analog. Features powerful 104dB high quality output, four level meters and phase indication. Decodes and/or demuxes digital signals.



Wohler Level Meters




LM106-6

6 channels of 106-segment, ultra-high resolution tri-color LED bargraphs. Mounted horizontally in 1U chassis. Also Available with Dolby® Digital Decoder.

LM53-24

Monitor 24 channels of audio in only 2U. Features 24 channels of 53 segment, high resolution tri-color LED bargraph displaying audio levels. Unit is mounted vertically in a 2U chassis.



PANORAMA^{dtv} LCD Video Monitors




VAMP-24

Excellent unit for monitoring both audio and video directly from the rack. High quality color LCD video monitor offers confidence monitoring from either of two composite analog video inputs, auto-sense NTSC/PAL. Audic features internal or external speaker switch - no need for separate amplifier 4 channel input selection and 4 high resolution 53 segment tri-color level meters.

VAMP-2 SDI

Same features as the VAMP-24 analog unit with the added capability of accepting SDI and AES digital inputs. Converts SDI to analog composite video and offers output for use with larger external video monitors. All this in only 2U of rackspace.



MON4-3

Quad LCD color monitor In only 3U of rackspace. 4 High quality and very bright LCD monitors. Features adjustable viewing angle, full picture control, auto-sensing for NTSC / PAL and mix & match analog and digital video inputs. Perfect for confidence monitoring of multiple video feeds for mobile trucks, news and control room applications.

See Us at NAB Booth #L6049

713 Grandview Drive, South San Francisco, CA, 94080, USA

Phone: (650) 589-5676 Fax: (650) 589-1355

Toll-Free in U.S. 1-888-596-4537 Email: sales@wohler.com & sales@panoramadt.com

www.wohler.com

Circle (173) on Free Info Card

www.panoramadt.com

exhibit floor was teeming with vendors eager to take a television or radio station's content and put it online for free. Each vendor earnestly and enthusiastically touted streaming media's potential in general and their company's plans to cash in on it in particular. The pitches were similar: Putting your news content online would be a great way to extend your brand into a new medium, expanding your audience and introducing bountiful new revenue streams.

By December 1999, out of the myriad search engines and aggregate sites, I had identified four companies to profile. Each had a distinctly different way it was going to handle streaming media and how it was going to monetize it. The four companies were FasTV, Zattoo, BroadcastAmerica.com and Broadcast.com, which had just been sold to Yahoo for \$5 billion.

Conceptually, all the companies had exciting ideas. Each planned to take an on-air product and make it available, either in whole or in part, via the Internet. In some cases the product was streamed live. In some cases the on-air product was archived for playback on demand in its entirety. In some cases the on-air product was repackaged for customized on-demand playback. In all cases, these companies felt there would be great and growing demand for any of these products, and they were willing to take the risk to give away the technology and manpower in exchange for the chance to make money with it.

The greatest risk for a television or radio station was to

do nothing. Getting involved meant very little effort other than handing over content. The services would do all or most of the work to get the product online and would even sell or help sell it to advertisers.

There was tremendous interest from the content providers. Broadcast.com and BroadcastAmerica.com boasted streams from hundreds of stations. Unfortunately, there was not tremendous interest from advertisers or viewers. FasTV went down first, in July 2000. Zattoo ceased operations last October. BroadcastAmerica.com declared bankruptcy in December. And while Broadcast.com still exists, Yahoo has relegated it to white-elephant status, seeming not to know what to do with it.

The past year's mayhem sends two clear messages. First, audiences have thus far been slow to embrace video in the online world. Second, investors are much less likely to wait patiently for advertisers to warm up to the concept.

The slow deployment of broadband hasn't helped matters. For instance, I live four miles outside the city limits of Austin, TX, one of the most wired high-tech cities in the world. But neither my telco nor my cable company has yet to provide high-speed service to my neighborhood.

Even the availability of broadband doesn't guarantee an audience. While online video is intriguing for a while, it's not very compelling. It's not fun to sit there looking at a monitor with a two-inch by two-inch streaming video on it.

Advertisers are content playing a waiting game. Because

**Want COFDM?
Want smaller and lighter?
Want lower cost?**

**Come see what
BMS is unveiling
at NAB 2001!**

BOOTH L6101

**BMS Broadcast
Microwave
Services, Inc.**
A COE COMPANY

P.O. Box 84630 San Diego, CA 92138-4630
<http://www.bms-inc.com> email: sales@bms-inc.com
Fax: 858.560.1637 Phone: 858.560.8601 800.669.9667

Circle (174) on Free Info Card



Mark Smirnoff

To The Power of Maxell



Mark Smirnoff, President-Studio Services for Modern VideoFilm, is totally blown away by the consistently superior quality of Maxell Professional products. "The key to surviving Modern VideoFilm's ever demanding needs of video tape stock is reliability, durability and great customer service and Maxell delivers all three." Maxell's media family includes digital products like Digital Betacam, Betacam SP, Betacam SX, DVCPRO, HD CAM, D-5, D-3 and D-2. Can you depend on your professional media? You can reach Mark Smirnoff at msmirnoff@mvlinc.com



Take your professional media to the power of Maxell.



maxell

PROFESSIONAL

To learn more about Maxell Professional Media, call 1.800.533.2836 or visit our website at maxellpromedia.com

Circle (175) on Free Info Card

www.americanradiohistory.com

there isn't a mass audience, you're not going to get the attention of branding-type companies like Coca-Cola that would spend a half million dollars just to get their name out. So you're left trying to compete for advertising with other sites that are just as screwed as you are.

Although I'm a lot less naïve than I was a year and a half ago when I began looking at the issue, I still think that one-day streaming media will play a strategically valuable role for broadcasters. Until that day arrives, however, you simply can't kick back and ignore it. This is the perfect time for you to be doing your homework. Here are a few things you can do:

Keep an eye on what others are doing with their streaming: Make notes on who's doing it, how they're doing it and where they're doing it. Good places to start are supersites like CNN.com and MSNBC.com. Both use plenty of video and often creatively package it. And don't limit yourself to television sites. Newspaper and radio sites are drooling at the chance to add video to their traditional content. Take a look at a major site like washingtonpost.com and a small-market radio site like wsjm.com in Benton Harbor, MI. Both destinations frequently put video content front and center and are anxiously awaiting the opportunity to do more.

Check status of broadband deployment in your area: Have either the telephone company or the cable providers

saturated your community with high-speed connectivity? If not, do they have a timetable for doing so?

Know your local demographics: Even if broadband is widely available, are the locals likely to use it?

Determine what you would stream: Streaming, like multicasting, becomes a benefit to you only if you have something to offer. Do you simply want to simulcast or

There was tremendous interest from the content providers. Unfortunately, there was not tremendous interest from advertisers or viewers.

rerun your on-air product? Will you repackage material you've already aired? Will you create something new expressly for the stream?

Get your contracts in order: Under your current contracts do you even have the right to stream your content? What can you use and what's off limits? Make sure you fully understand how streaming might impact your current contracts with content services, freelancers and stringers, talent and even advertisers.

Visit us at NAB 2001, booth L5250.

Hello Earthlings!



Prepare yourself for a taste of the future. At NAB 2001 we will introduce several new Media Mastering and Media Networking tools. For example, the brand new Windows-based Control System for our DVNR Image Processing Workstation. It's our mission to make you stay competitive in the ongoing Media Revolution.

Digital Vision has developed innovative products and system solutions for the market of image processing, compression and distribution of digital media content for more than a decade.



www.digitalvision.se
Stockholm - London - Los Angeles - Toronto

Circle (176) on Free Info Card

THE FIRST NAME IN SURROUND SOUND



Shown left, top to bottom:
DP570 Multichannel Audio Tool
DP571 Dolby E Encoder
DP572 Dolby E Decoder

Shown below:
DM100 Bitstream Analyzer



Professionals in broadcast and postproduction rely on Dolby products to deliver 5.1 surround sound. Dolby Digital and Dolby E technologies make it easy to create and distribute exciting programming for DTV and DVDs. Dolby also continues to develop industry-accepted solutions to ease the transition to

surround sound. To learn more about the complete family of Dolby Digital and Dolby E products, visit us at the NAB Convention, LVCC North Hall, Booth R2715.



Shown top: DP569 Multichannel Dolby Digital Encoder
Shown bottom: DP562 Multichannel Dolby Digital Decoder

www.dolby.com/tvaudio

Dolby

BREAKING SOUND BARRIERS

For exciting job opportunities, visit the careers section of our website.

Dolby Laboratories, Inc. • 100 Potrero Avenue • San Francisco, CA 94103-4813 • Telephone 415-558-0200 • Fax 415-863-1373
Wootton Bassett • Wiltshire SN4 8QJ, England • Telephone (44) 1793-842100 • Fax (44) 1793-842101 • www.dolby.com

Dolby and the double-D symbol are trademarks of Dolby Laboratories. © 2001 Dolby Laboratories, Inc. S01/13490

Circle (177) on Free Info Card

www.americanradiohistory.com

Weigh the expense of doing it against the return: The Internet is tough to sell in the best of times and requires a new and different mindset on the part of your sales staff. In the absence of vendors who will stream your signal for free, you get stuck with the costs for encoding, servers and bandwidth, plus any dedicated personnel. Will it be worth the investment?

Keep an eye on developments in technology: This ties into broadband penetration, as well as improvements in player platforms and developments in mobile technology. There's a real possibility that streaming video may ultimately be a more viable product on a PDA than a PC.

And again, the most important advice of all is *keep that eraser handy*.

What benefits do interactive and enhanced TV services provide?



BY JEREMY THORP

Jeremy Thorp is chief technology officer of Tandberg Television.

While the number of viewers engaged in interactive or enhanced television programming has not yet achieved a considerable mass throughout the world, it is an application whose time

has clearly come. The benefits are clear, with new revenue generating services and increasingly more attractive and targeted advertising meaning that the payoff to broadcasters and their advertising clients will be huge. Currently, the delay in making this dollar-inducing nirvana available is in equal parts a content and a technology issue.

Internet or TV?

When we talk about interactive and enhanced TV content there really are two areas: Internet-type applications on TV and TV programming enhanced with interactivity.

Many pundits are exploring how can we transfer the two-way user experience of the Web, to make the Internet work on TV. I would ask the question "does the Internet work on the Internet?" Interactive TV does offer the opportunity to convert Internet content into interactive TV content, but only good Internet content will make compelling interactive TV. Further, does Internet on TV equal TV eats Internet? It certainly provides an opportunity for broadcasters to be portals and use identical business models to ISP/portals with transaction-based activity and Web-style advertising, which can be targeted according to personal profile.

The challenge of delivering Internet applications to TV is largely solved. The challenge of keeping up with the latest PC 'plug-in' technology in the low-cost set-top box platform will remain an ongoing one. The "PC or TV" debate will continue as content from the Internet is repurposed for TV in order to meet demand. Regional variations on the penetration of PCs and digital TV will be the major driver. Usage scenarios for in-depth information/Internet browsing starts to preclude living room-based, shared entertainment devices (i.e. TVs) and the integrated home network will see a number of different devices linked to provide solutions for different types of interaction.

Enhanced programming

TV programming enhanced with interactivity is a whole new TV genre, extending choice into a new dimension and offering time-based data/information/transactional services. Rather than numbers of programs you get new functionality, for example different views for a sports events. Rather than being able to look at an online catalog and buy a CD, you can buy the actual CD being plugged on MTV or the watches worn by actors in sitcoms. Instead of one ad being delivered to the whole audience the advertising may be targeted according to your profile derived from your viewing, online and response activity.

Technically, enhanced interactive TV programming is a much greater challenge because of the synchronization of different content types. In traditional TV it is annoying when sound and video get disjointed — but how are TV viewers going to feel if they click to order the fine wine Fraser is drinking and receive his father's beer? The need to synchronize and integrate video and audio with data, middleware and back-end T-commerce solutions becomes imperative.

None of the areas have proven to be solid revenue models and the challenge to the interactive TV community is to create major stickiness factors, not just transfer the Internet onto TV. If the appeal is not there, viewers may choose to stick to a company who gives them great movies, offers good internet access, helps them quickly find data services (weather, shares, traffic) using a nice portal, and deals with their e-mail swiftly. Broadcasters will lose out on the enhanced appeal of multiview services and the revenue opportunities that program driven impulse buys provide.

**The need to create once,
distribute everywhere requires
a high degree of integration.**

Moreover, with an increasingly segmented viewership, content for each audience base must be created, making the sheer volume of content needed difficult in terms of cost and time to produce. There will surely be faster, less expensive ways to produce advertisements

Tadiran Scopus has a new name



scopus
Network Technologies

Scopus Network Technologies is expanding its quality MPEG-2 DVB offerings to the broadcast networking world.

Scopus Network Technologies is evolving to serve your growing needs for digital delivery over broadband networks.

And Beyond.

scopus
Broadening Your Scope

Contact us at: info@scopususa.com

Offices: USA - San Diego (858) 618-1600, Miami (561) 692-1131;
Mexico - (+52 44) 51952-1396; China - (+86 10) 6524-9705;
India - (+91-2712) 43462; Israel (Headquarters) - (+972-3) 557-6200

Visit us at NAB 2001,
Booth #S53672
April 23-26,
Las Vegas, USA

Circle (178) on Free Info Card

and programming catered to interactive TV in the future. Advertising must be designed to work in a hybrid, integrated environment that incorporates the best of advertising with the best of broadcast television. Responses will be generated and fed back to the advertiser with technology developed specifically for this application. The bottom line is that advertisers are trying to deliver the greatest impact to as many people as possible at minimum cost, something which traditional analog TV is pretty good at, but with maximum targeting, which old TV wasn't good at.

The shift from mass market advertising to a more focused and response-based process represents a fundamental change in the companies that will advertise and the way consumers will see advertising in the future. Up until six months ago, advertising agencies seemed to have taken a low-key approach to interactivity. Now I clearly see that they have begun speaking to this arena, analyzing the value that interactive advertising can deliver and working with interactive broadcasters to develop creative campaigns for their clients.

On the entertainment side, the advantages of interactivity to the viewer are great. They receive an enhanced, more participatory experience and can tailor it to provide the type of programming and information they request. But because there is very little large-scale deployment of services offering enhanced programming to customers, we can only speculate today about what viewers want. A diverse range of programs will be created, but only the quality content that catches the imagination of the audience will survive.

Technology solutions through partnerships

From a technology perspective the challenges for delivering interactive content are complex. TV channels run on multiple distribution systems, satellite, terrestrial, cable and broadband IP and these must be integrated to make the enhanced broadcast on an individual channel work for the whole audience. The need to create once, distribute everywhere requires a high degree of integration. It still contains the same complexities of a single broadcast but adds into the equation delivery over different platforms and the management of multiple two-way response paths. In addition, just as traditional broadcast requires frame accurate insertion of advertising, so does interactive television.

One of the new benefits of interactive TV will be to forge alliances between previously un-thought-of partners. Technology providers will work closer than ever with content owners, TV producers and broadcasters, middleware developers will create alliances with compression experts, and Internet companies will partner with broadcast specialists to harness the potential of broadcast television.

Now that the COFDM/8VSB debate is over, what roadblocks remain for large-scale consumer acceptance of DTV? Will the 2006 deadline remain or are delays looming?



BY RICHARD M. LEWIS

Richard M. Lewis is senior vice president of technology and research for Zenith Electronics Corp.

With the certainty of a single digital television (DTV) broadcast standard in place, all industries need to move forward cooperatively to make DTV a reality for U.S. consumers.

As one of the original developers of DTV technology in general and inventor of the vestigial sideband (VSB) transmission system in particular, we were understandably pleased by the recent reaffirmation of the ATSC standard by broadcasters and the FCC. That is not to say that we should not continue to explore possible enhancements in VSB performance or address broadcasters' changing needs. Indeed, a number of U.S. receiver manufacturers and chipmaking labs are moving full speed ahead with improved designs for standard applications as well as proposing extensions to provide additional robustness and flexibility. And, because the ATSC standard was designed to offer plenty of headroom, we are confident that future VSB enhancements will be adopted.

With the transmission standards dispute behind us, what are the remaining roadblocks to widespread DTV acceptance? There are four: (1) the lack of compelling digital content; (2) affordability of consumer equipment; (3) cable carriage and interoperability issues, and (4) the digital copyright protection situation. Not surprisingly, these issues cut across multiple industries — broadcast, consumer electronics, cable and programming — and therefore pose some thorny challenges for both the private sector and U.S. policymakers.

Broadcaster momentum

U.S. broadcasters have made impressive strides in terms of investing in digital TV transmission equipment. With more than 180 stations currently broadcasting a digital television signal, the industry is far outpacing the DTV transition timetable established by the FCC. While some stations have encountered problems relating to tower siting, construction and the like, the vast majority of major-network affiliates in the 30 largest media markets are broadcasting in digital. And special credit goes to the growing number of stations in smaller markets — such as Quincy, IL. (number 161) and Salisbury, MD. (number

Introducing the new undisputed battery champions of the world.



- Direct Sony V-Lock compatibility.
- Connects to Anton Bauer Gold Mount with Aspen exclusive Klix-on adapter.
- Replaceable battery core will save hundreds of dollars over battery lifetime.

- Available in Aspen's 3-Stud Platinum Mount.
- Half the price of lithium equivalents.
- Safe, reliable power on demand.
- Patented cell safe technology.
- Available in both NiCd and NiMH configurations.

SCORECARD

	Round one	Round two	Round three	Round four	Round five	Round six	Round seven	Winning
	Weight	Wattage	Direct V-Lock	Charge time	Power port	List price	2-channel charger	rounds
Heavyweight								
Aspen NHP-100	6 lbs	100 WH	Yes	4 hours	Yes	\$495	\$595	6
Sony BPL-90	3 lbs	90 WH	Yes	5.6 hours	No	\$880	\$660	2
Anton Hytron 100	6 lbs	100 WH	No	4 hours	No	\$695	\$995	2
Middleweight								
Aspen NHP-65	2.25 lbs	65 WH	Yes	2.5 hours	Yes	\$325	\$595	5
Sony BPL-60	2 lbs	60 WH	Yes	3.7 hours	No	\$540	\$660	1
Anton Hytron 50	1.9 lbs	50 WH	No	2 hours	No	\$495	\$995	2

See us at NAB Booth #L329

Winner by unanimous decision.

Circle (179) on Free Info Card

ASPEN
ELECTRONICS INC.

5152 Bolsa Avenue, Suite 103 Huntington Beach, CA 92649
714.379.2515 Fax 714.379.2517 www.aspenelectronics.com



162)—that have begun DTV broadcasting well in advance of the government-mandated schedule.

The 2006 deadline for effecting the digital conversion remains possible, at least theoretically and assuming that the key industries come together to reach agreement on the previously listed issues. The real barrier to this timetable is that the transition has not yet captured the hearts and minds of American consumers. Consumers need a reason and the means to adopt this new technology. Without compelling content, be it HDTV or datacasting or other new applications, DTV will flounder. Without equipment that the average consumer can afford, DTV will become a footnote in the digital age.

Content is king

Where broadcasters can do their part is in the all-important area of digital programming, a critical element in the overall DTV equation. Despite the leadership provided by CBS, which accounts for the lion's share of high-definition television (HDTV) programming, the major commercial networks have yet to feed, let alone originate, their fair share of digital content. In addition to its commitment to prime-time programs in HD, CBS has offered an unequaled amount of HDTV sports programming, including the AFC playoffs, the Super Bowl, the Masters and the NCAA Final Four.

Were it not for the efforts of CBS, PBS and a small number of independents, the early adopter would have virtually nothing to watch in true HDTV. Besides HDTV, innovative applications of multiple standard-definition television (SDTV) and datacasting may also prove compelling and help drive the DTV market. The larger point is that absent far greater amounts of compelling digital content, consumers have little incentive to make the investment in digital television equipment, especially at today's price points.

More-affordable receivers coming

Given the paucity of digital programming, it is nothing less than remarkable that initial sales of consumer DTV equipment have posted such respectable numbers. According to the Consumer Electronics Association (CEA), nearly 650,000 DTV displays and receivers were sold last year, and CEA predicts the figure will top 1 million units this year. This sales curve compares favorably with that of color TV, for example, which needed a full decade to reach sales of a million units annually. Many will point to the small number of tuners as an indication of DTV's failure, but we feel that the high number of sales of digital-ready sets proves consumers are ready and want DTV. The industry just needs to give them a reason to go out and buy that tuner or integrated set.

Cable, Hollywood cooperation needed

With some 70 percent of all U.S. TV households getting their local, over-the-air stations via cable, the cable industry also needs to be on board if the digital television transition is to prove successful. Headway is being made on the issue of compatibility between cable equipment and consumer electronics products.

The digital must-carry controversy, on the other hand, has proven far more difficult. Ignoring the pleas of broadcasters that cable companies should be required to carry each station's analog *and* digital signals during the transition, the FCC ruled preliminarily that cable operators must carry only one or the other. Logically, if a broadcaster is only upconverting analog content it is hard to understand why a cable company should be required to carry two versions of the same content. On the other hand, if the broadcaster is providing HDTV or SD with additional data content, the consumer is provided with benefit beyond analog television. In this case it is hard to see why the cable company should not provide the full, undiluted benefits of broadcast-quality DTV or true digital HDTV. This paradox represents a huge potential barrier on the road to digital television.

No one said that the transition to digital television would be easy. We have known all along that broadcasters, manufacturers, cable operators and Hollywood would have to work together to shape the kinds of lasting solutions that will allow this fledgling medium to succeed. Now that the transmission standards debate is behind us, resolving these few remaining issues will help deliver digital television to consumers who, in the end, will determine the true success of the DTV transition.

ATSC initiatives for the DTV buildout



BY MARK RICHER

Mark Richer is the executive director, ATSC, Washington, D.C.

Although the basic standards that define DTV were completed several years ago, work continues to refine the system and expand the suite of functions and features enabled by the digital television system. The Advanced Television Systems Committee has a number of major initiatives underway now intended to increase the competitive edge of DTV. The ATSC, an international non-profit organization developing voluntary standards for digital television, has over 200 member organizations representing the broadcast, broadcast equipment, motion picture, consumer electronics, computer, cable, satellite, and semiconductor industries.

The work of the ATSC is carried out by scores of top engineers from companies around the world who dedicate their time to develop and refine standards for the DTV environment. More than a dozen committees are active within the ATSC, addressing a wide array of subjects. At present, the three most visible efforts include:

The Avica Platform for Digital Media



**Avica Technology introduces an advanced range of products,
expressly designed for telecine suite mastering.**

- ▼ AVICA MOTIONSTORE ▼ AVICA STILLSTORE ▼ AVICA PROJECTSTORE
- ▼ AVICA PROJECTVIEW ▼ AVICA DATASTORE ▼ AVICA FILMSTORE

AVICA™

Avica Technology Corporation

1201 Olympic Boulevard, Santa Monica, California 90404 USA
Phone (310) 450-9090 Fax (310) 450-5353 E-mail: contact@avica.com

www.avicatech.com

Come see us at NAB,
Sands Booth S-3869
April 23-26

Circle (180) on Free Info Card

All product names, the Avica logo and Avica Technology are trademarks of Avica Technology Corporation. © 2001 Avica Technology Corporation

- The DTV Application Software Environment
- Interactive services
- VSB enhancements

These efforts, like all other ATSC standards work, are being carried out in an open environment in which all viewpoints are considered. The specialist groups of the ATSC operate on the basis of consensus wherein all practical technical solutions to a given objective are evaluated by experts. It is within this process that the standards documents are developed. The approval process of a draft document is structured and ultimately is determined by a vote of the full ATSC membership.

DASE

The DTV Application Software Environment (DASE) is a classic example of the flexibility of the ATSC DTV system. The DASE standard will define a software layer (*middleware*) that allows programming content and applications to run on a "common receiver." Interactive and enhanced applications need access to common receiver features in a platform-independent manner. This standard will provide enhanced and interactive content creators the specifications necessary to ensure that their applications and data will run uniformly on all brands and models of receivers. Manufacturers will be able to choose hardware platforms and operating systems for receivers, but provide the commonality necessary to support applications made by many content creators.

The DASE undertaking is enormous; the effort — which began three years ago — is nearing completion. The DASE standard is composed of a suite of standards documents. Five of the eight documents have been developed and are now in their first ballot/comment period. It is expected that the entire DASE suite will be finalized and approved by the full ATSC membership later this year.

Interactive services


The work on interactive services is intended to define session-level protocols carried over interaction channels associated with interactive services. The interaction channel may be one- or two-way and connects a user (operating through a DTV receiver) with a service provider. The ATSC Interactive Services Protocols are intended to operate on a variety of physical networks, by focusing on higher layer protocols but not addressing specific applications. Work on this project is ongoing, with completion slated for later this year.

VSB enhancements

Recent studies have proven that the 8VSB modulation system is clearly the best choice for broadcasters. Still, the need for better receivers and — possibly — enhancements to the transmitted signal itself have been identified as an important area for further study. Responding to the evolving needs of broadcasters, the ATSC has initiated standards activity aimed at enhancing the VSB modulation specifications that

The best rigid transmission line in the business Just Got Better

MACXLine® Rigid Coaxial Line




- Bellows eliminate sliding contacts
- 50% stronger outer conductor
- Advanced, patented technology

How do you improve on a "sixteen years without a failure" record? We did. Now the world's most reliable mechanical connection is protected by a stronger, easier to install outer conductor. MACXLine® protects your investment--eliminating the arcing that causes "bullet burnout."


With Andrew, there's a system for success.




Transmission Line Systems



Broadcast Antennas



STACKER™



Passive Power Products



Andrew Broadcast Systems • 1-800-DIAL-4-RF • www.andrew.com

NAB LVCC Booth #L0910

NAB Sands Booth #S2722

Circle (181) on Free Info Card

ALPHA 100

One digital console that stands out from the rest.

Designed for Live Production and On-air use with redundant systems and hot-swap electronics

Superior ergonomics for speed, accuracy and ease of use

A no-compromise specification to meet the most demanding Broadcast requirements

Superb audio specification for an open, transparent sound

Over 35 years of Calrec craftsmanship and broadcast experience ensure reliability, quality and long-term performance

NAB LVCC R2569

CALREC DIGITAL - NOW AND FOR THE FUTURE


Circle (182) on Free Info Card

FOR FURTHER INFORMATION CONTACT

Studio Consultants (New York) Tel : (212) 586 7376 Fax : (212) 582 2169 e-mail : scidoug@aol.com
Redwood (LA & Nashville) Tel : (615) 871 0094 Fax : (615) 872 7080 e-mail : redwood@isdn.net

CALREC AUDIO LIMITED

Nutclough Mill, Hebden Bridge, West Yorkshire, HX7 8EZ, UK
Telephone : +44 (0) 1422 842159, Fax : +44 (0) 1422 845244 E-mail : enquiries@calrec.com Website : www.calrec.com



are a part of the ATSC Digital Television standard (document A/53 and others). The new effort, being carried out by specialist group T3/S9, is intended to improve reception by fixed and indoor receivers, and to give broadcasters additional flexibility — including the ability to transmit programming and data to portable and mobile receivers. The effort by T3/S9 is moving forward in parallel with the DTV implementation process already well underway.

The first step in this effort was the issuance of a *request for proposals* (RFP) that seeks to identify possible approaches. A number of DTV receiver and chipset manufacturers, among others, have indicated they will respond with formal submissions.

While the RFP applies to *compatible* through *non-compatible* VSB enhancements, the highest priority is placed on compatible 8VSB enhancements. The RFP invites proposals covering a wide range of technologies involving modulation and/or payload enhancements; for example, adding training signals or other data intended to improve performance of the overall system. The compatible improvement of fixed and indoor 8VSB terrestrial DTV service is the top priority of this work.

In addition to fixed and indoor service, other service modes have been identified as desirable, including:

- **Portable service:** a transmission/reception system that will allow the receiving device to be moved from place-to-place, using a self-contained receiving antenna, but which remains essentially stationary during operation.

- **Pedestrian service:** a transmission/reception system that will allow a receiver with a self-contained antenna to operate successfully while the receiver is moving at speeds up to 5 kilometers per hour.

- **Mobile service:** a transmission/reception system that will allow successful operation of a receiving device at speeds greater than 5 kilometers per hour.

- **On-channel signal boosters and repeaters:** systems that permit the reception of DTV signals in areas where signal shading from terrain or man-made objects make reception difficult.

The T3/S9 VSB enhancement project is on an aggressive schedule. Critical landmarks include the following:

- Invitation to present proposals sent to proponents: May 2, 2001

- Selection of technology for field tests: Sept. 14, 2001

- Field tests begin: Nov. 14, 2001

- Review of field tests: Jan. 15, 2002

- Adoption of Standard or Revision to A/53 by T3/S9: Jan. 31, 2002

It should be noted that this schedule will be reviewed on a regular basis by T3/S9 and may be amended, if necessary.

Unlike the NTSC color television standard, the ATSC DTV system is intended to expand and grow as market requirements and business opportunities permit. The flexible nature of the fundamental digital architecture makes possible this unprecedented degree of flexibility. ■

boldly flow.

Disk space, the final frontier. The same file gets saved a zillion times, under names nobody remembers. On-air playout and archives hog space, things slow to a crawl, you can't find anything, the crew gets mutinous. Enter **WORKFLOW™**. Not rocket science. Rather, it's code we write to interface specifically with whatever alien systems you're using. Everything runs smoothly. Comforting thought when you've just rendered a fleet of Klingon battle cruisers.

Sgi discreet

IO PARTNERS WORKFLOW™ 214 496 9300 877 464 6461 IOPARTNERS.COM



Circle (183) on Free Info Card



VistaLINK™

Your Eyes & Ears for Monitoring Single or Multi-Channel Operations



Let Evertz be your eyes and ears for monitoring! Using VistaLINK™ technology, Evertz can provide the answer to your multi-channel monitoring and reporting needs. VistaLINK™ offers centralized remote monitoring via SNMP and TCP/IP with automated alarms, reporting, logging and more...

Tel: 905-335-3700 Fax: 905-335-3573
www.evertz.com

evertz

See us at NAB - Booth #L12146

Circle (184) on Free Info Card

audio accessories

AUDIO POST SYSTEM

AMS Neve Logic 3SC:

A fully networkable 5.1 audio post system; the latest generation in AMS Neve's Logic series of integrated post systems; offers high-speed editing and mixing that delivers for both studios and their clients; features ESP menu-free mixing.

212-965-1400; fax: 212-965-373; www.ams-neve.com

Booth: L9945 Circle (452) on Free Info Card



POTS/ISDN/WIRELESS CODEC

Comrex Matrix:

Unit is a POTS codec for 15kHz, full duplex audio on one telephone line; optional slide-in modules allow unit to work on ISDN or GSM wireless services; uses three algorithms as an ISDN codec for maximum industry compatibility; unit runs for seven hours on battery power; also offers store and forward capability; other features include two mic inputs (one is mic/line switchable), one headphone output and one line-level output for direct connection to microphones, headphones or a mixer.

800-237-1776; 978-263-1800; fax: 978-635-0401; www.comrex.com

Booth: R2525 Circle (453) on Free Info Card

DOLBY E TRI-LEVEL SYNC INTERFACE UNIT

Dolby Laboratories DP579:

Converts standard tri-level video sync to Dolby Black reference for use with the DP571 and DP572 Dolby E encoder and decoder; the products combined generate 23.98 or 24 fps Dolby E streams; comes standard with a required software upgrade for the Dolby E encoder/decoder units.

800-33-DOLBY; 415-558-0200; fax: 415-863-1373; www.dolby.com

Booth: R2715 Circle (454) on Free Info Card



BROADCAST AUDIO CONSOLE

Euphonix System 5-B:

24/96-capable system provides multiple channel paths of full 24-bit/96kHz digital signal processing; enhanced system offers the V2.5 software suite, which includes a modular post production panel equipped with PEC/Direct monitor controls allowing 32 external inputs to implement console functions; also, frame options including a 48-fader desk that can be outfitted with two producer's desks; incorporates multiformat channels, enabling operators to control up to eight channels at a time from a single on-surface channel strip.

818-766-1666; fax: 818-766-3401; www.euphonix.com

Booth: R3005 Circle (455) on Free Info Card



AUDIO PROCESSOR AND DELAY

Fortel DTV DAS-441:

Four-channel audio processor and delay offers I/Os that include two stereo pairs of balanced analog audio and two AES pairs of unbalanced digital audio; digital I/O uses 75 Ohm BNC connectors for ease of installation; reference quality 24 bit A/D D/A converters at 96kHz for the analog I/Os ensures maximum transparency; maximum I/O levels are +28dBu.

800-530-5542; fax: 404-885-1501; www.fortelDTV.com

Booth L1261 Circle (456) on Free Info Card

You can't see the wind, but you can feel it



For many years, Radio Frequency Systems, like the wind, has been a constant presence – and a moving force – in the world of wireless communications.

As a major supplier to every segment of the wireless market - including telecommunications, broadcast and HF - RFS is renowned for advanced technology, system solutions and network integration.

Wherever your system is located, you are not far from RFS design, engineering, installation and commissioning capabilities that will make your wireless network operate at its peak — full-time and cost-effectively.

As one of the world's largest designers and manufacturers of wireless antenna systems, with manufacturing plants, sales offices and customer service functions on all continents, RFS brings you total-package solutions. Plus the convenience and economies of single sourcing: one quote ... one shipment ... one invoice ... one customer support group.

Radio Frequency Systems. Improving communications. Wherever the wind blows.

Contact us at www.rfsworld.com


RADIO FREQUENCY SYSTEMS
The Clear Choice in Wireless™



UNITED STATES +1-203-630-3311 • GERMANY +49-511-676-2520 • AUSTRALIA +61-3-9751-8400 • BRAZIL +55-11-4781-2433 • CHINA +86-21-5774-4500

Circle (186) on Free Info Card

©2001 Radio Frequency Systems



RACK MOUNTING CARD FRAME

Ward-Beck Systems Serialboxx:

Comprises a versatile rack mounting card frame and a series of plug-in amplifier modules; the various amplifier modules are designed to handle analog and digital video signals; the plug-in models that will debut at NAB 2001 includes: serial digital video, AES audio, analog video and analog audio modules.

800-771-2556; 416-335-5999; fax: 416-335-5202; www.wbsltd.com

Booth: R2124 Circle (457) on Free Info Card



DIGITAL AUDIO MIXING CONSOLE


Calrec Audio Alpha 100:

Fifth-generation desk featuring an assignable digital control surface; provides 48 multitrack/matrix outputs, 20 auxiliary buses, eight audio groups and four main outputs, each of which can be simultaneously mono, stereo or Surround; all desk functions are memorized to snapshots and full system reset is achieved without audio interruption.

+44 1422 842 159; fax: +44 1422 845 244; www.calrec.com

Booth R2569 Circle (458) on Free Info Card

IT'S A SMALL WORLD



VIDEO INTERNATIONAL

Introducing the World's Smallest Motion Vector Standards Converter

For twenty years a World leader in design and manufacture of television conversion equipment

Video International

are proud to announce that they have achieved what most considered impossible, even today.

The creation of a top quality motion compensated SDTV standards converter in a single unit of rack space!



And no compromise in performance or features!
World beating, judder free, conversion
Comprehensive Filtering and Signal Correction
Even Aspect Ratio Conversion is built in!

Don't believe it?
Call now to arrange to see for yourself...



Germany - Video International Development GmbH +49-5105-81144
email: videointernational@compuserve.com
USA - Video International Development Corporation +1-631-843-5414
email: videointernationalusa@compuserve.com
International Sales - Video International Ltd +44-1805-625491
email: videointernationaluk@compuserve.com
www.videointernational.com

Circle (187) on Free Info Card

See us at NAB Booth #L8165

All These Formats . . .



Every new format and every new camera has one thing in common. They all have exclusive Anton/Bauer features as original equipment - Gold Mount bracket, InterActive viewfinder fuel gauge, UltraLight Automatique circuitry, Digital Battery.

High performance camera products deserve high performance, reliable power. Choose from the latest cell technology of the Anton/Bauer HyTRON 50 and 100, to the long lasting ProPac and TrimPac, to the powerful economy of the ProFormer.

Isn't it good to know that there is one standard that will always be there?



The worldwide standard®

Circle (188) on Free Info Card

For information contact Anton/Bauer or any Anton/Bauer dealer or distributor worldwide.

Anton/Bauer, Inc. 14 Progress Drive, Shelton, Connecticut 06484 USA • (203) 929-1100 • Fax (203) 925-4988 • www.antonbauer.com
Singapore Office - Anton/Bauer 100 Beach Road, # 33-05 Shaw Towers, Singapore 189702 • (65) 2975784 • Fax (65) 2975778

PLUGSTRIP SYSTEM

Wheatstone Wiremax:

Studio integration system that utilizes off-the-shelf cabling and connectors.

252-638-7000; 252-637-1285; www.wheatstone.com

Booth: R2205 Circle (459) on Free Info Card

WIRELESS ENG MICROPHONES

Audio Specialties Group/Systems Wireless

Lectrosonics 200 series:

Frequency agile system with over 250 available frequencies; compatible with all 200 series transmitters; rugged, compact design.

800-542-3332; 703-471-7887; fax: 703-437-1107; www.swl.com

Booth: R2763 Circle (460) on Free Info Card

DIGITAL MIXING SOFTWARE

Solid State Logic Avant Software, V4:

Software offers users new tools for sound-to-picture mixing; SuperGrouper control grouping system allows for free grouping of any set of rotary controls, faders and/or across the console; also offers Relative, Link, Inverse Relative and Inverse Link grouping modes.

212-315-1111; fax: 212-315-0251; www.solid-state-logic.com

Booth: R2515 Circle (461) on Free Info Card



DIGITAL BROADCAST CONSOLE SOFTWARE

Solid State Logic Aysis Air enhancements:

New features include fader backstop PFL, which provide for faster, smoother live operation; the Aysis Air console offers 48 channel faders for control of up to 96 simultaneous inputs; system provides 48 buses, each with talk-back and tone injection.

212-315-1111; fax: 212-315-0251; www.solid-state-logic.com

Booth: R2515 Circle (462) on Free Info Card

IMAGE VIDEO

NAB 2001 BOOTH L4621

TALLY CONTROL SYSTEMS

- COMPREHENSIVE TALLY DISPLAY SYSTEM
- SINGLE, DUAL, AND TRIPLE UNDER MONITOR DISPLAYS AVAILABLE
- SERIAL, PARALLEL, AND ETHERNET INTERFACES TO A WIDE RANGE OF SWITCHING EQUIPMENT FROM GVG, LEITCH, PRO-BEL, PHILIPS, SONY AND OTHERS
- SUPPORTS MULTI DISPLAY DEVICES: MIRANDA KALEIDO, ZANDAR MULTI VIEWER


- FULL INTEGRATION WITH IMAGE VIDEO SIGNAL INTEGRITY MONITORS
- WINDOWS CONFIGURATION PROGRAM
- INTELLIGENT SIGNAL TRACING
- EACH INTERFACE SUPPORTS 512 UMD's, WITH MULTIPLE ROUTING, PRODUCTION, AND MASTER CONTROL SWITCHERS

SIGNAL INTEGRITY MONITORING

- PRESENCE AND LEVEL MONITORING OF ANY NUMBER OF ANALOG OR DIGITAL VIDEO AND AUDIO SIGNALS
- EACH DETECTOR IS INDEPENDENTLY PROGRAMMABLE TO DETECT MANY FAULTS:
 - BLACK OR SILENCE FOR TOO LONG
 - FROZEN / STILL VIDEO
 - CONSTANT LEVEL (BARS OR TONE)
 - AVERAGE OR PEAK SIGNAL TOO HIGH
 - LEFT/RIGHT IMBALANCE
- PROGRAMMABLE FAULT CONDITION LEVELS AND DURATION

CRM1-BOB 1:39:45

SAT 1 STUDIO BLINE



1620 MIDLAND AVE.
TORONTO, ONTARIO, CANADA M1P 3C2
Tel: (416)750-8872
www.imagevideo.com
FAX: (416)750-8015
sales@imagevideo.com

Circle (189) on Free Info Card

There is something out there.



Delivered **FREE** to your e-mail box with the latest news and information from the broadcast industry.

News from:

BroadcastEngineering.com

DTVProfessional.com

WBEOnline.com

BERadio.com



The search is over, sign up now!
<http://www.waveformnewsletter.com>

Digital Media **NET**
Where the Creative Community Meets



www.digitalmedianet.com



The Newsletter For the Broadcast Industry

FOR.9[®]
INNOVATIONS IN VIDEO
and AUDIO TECHNOLOGY

.....Into a New

2005
2004
2003
2002
2001
2000
1999
1998

Era

30th
anniversary

Come see us at NAB2001, Booth NO. L8612
www.for-a.com

Circle (191) on Free Info Card

AUDIO DELAY

Sierra Video Systems DigiLinz TimeCache:


Variable AES delay accepts two independent AES-compliant digital audio streams at 32-96K sample per second and delays them by a user-programmable amount of time; delays on the two paths can be adjusted independent of each other; maximum delay is 15 seconds; local control is available, as is remote control using SmartLinx control panels and Windows software.

530-478-1000; fax: 530-478-1105; www.sierravideo.com

Booth: L3750 Circle (463) on Free Info Card



automation



MPEG MASTER CONTROL SWITCHER/SERVER

Agilevision AGV1000:

Allows users to manipulate emission level compressed pictures for centralcasting and DTV applications; provides for seamless splicing between multiple programs in the network's transport stream and local DTV programming, as well as local commercial and station branding/logo insertion; multiplexes datacasting services and PSIP into a 19.39Mb/s compressed transport stream.

609-514-4030; fax: 609-514-4029; www.agilevision.com

Booth: L141 Circle (464) on Free Info Card

ROBOTIC VIDEOTAPE LIBRARY

Odetics TCS Series:

Provides high-capacity automated VTR record and playback capabilities to meet the requirements of 24 hour broadcast operations; support the most popular VTR formats and are configurable to meet specific tape size and bin configurations.

714-772-2200; fax: 714-780-7594; www.odeticbroadcast.com

Booth L11138 Circle (465) on Free Info Card

AUTOMATION SYSTEM

Encoda DAL Remote Manager:

System assists broadcasters to operate multiple facilities from a central operations facility; allows facilities to manage the playback of a group of stations from a remote location, but still allows local stations to incorporate local playback of news and local interest programming.

303-237-4000; fax: 303-237-0085; www.encodasystems.com

Booth: L12220 Circle (466) on Free Info Card

DUBBING MODULE

Crispin AutoDubber:

Offers a solution for copying inventory between different manufacturers' servers; copies inventories from servers to those facilities without fibre channel; system compares the "source" server to the destination "server."

919-845-7744; fax: 919-845-7766; www.crispincorp.com

Booth: L12568 Circle (467) on Free Info Card

NEWS MANAGEMENT SYSTEM

Dalet TeamNews:

Tool for creating, editing and publishing stories on-air and online, including over the Internet, interactive TV and WAP-enabled mobile devices; features a new video editor, ability to preview stories on the Internet and WAP devices before publishing, and integration of Virage's VideoLogger and AudioLogger for easier indexing of video and audio clips in the system.

212-825-3322; fax: 212-825-0182; www.dalet.com

Booth: i5849, R1941 Circle (468) on Free Info Card

Get the **picture?**

Are you **focused** on what our innovative broadcast solutions can do for you?



EXHIBITOR MAP

NAB
The
Convergence
Marketplace
2001

See us at booth# S4859

- ◎ **ATM:** Flexibility through dial-on-demand connectivity
- ◎ **ATSC:** Send opportunistic data with your HDTV
- ◎ **Distribution:** Halve your satellite space costs
- ◎ **OB:** Clearly covering every angle on the move
- ◎ **DTH:** Turnaround digital content for less money
- ◎ **Broadband:** Streaming media at broadcast quality

TANDBERG
Television

Check out www.hotstuff-tv.com



GOOD THINGS

come in small packages

What's small, powerful, and all cooped up until NAB? The newest Philips Broadcast solution to digital video connectivity—and you can take a peek at an exclusive booth showing. It's your chance to see the most dense product of its kind in the industry. Together with our new line of Interface Products, they'll ensure you'll find everything you need for your broadcast solution from the industry leader, Philips Broadcast.

Be sure to stop by Booth L5010 at NAB.

This announcement is so big, it's worth packing into your schedule.

Circle (193) on Free Info Card



The future of electronic media
is going to be quite a ride.

[Please keep your arms and legs
inside the vehicle at all times.]

Hold on to your hat, because the digital technology
rules you learned today will be obsolete by morning.

In the future, the simple path from A to B will be filled with
plenty of twists and turns. Long uphill climbs.

And gravity-defying descents.

If you're one of the fortunate few, you'll raise your hands
in the air screaming, loving every minute of it.

Because you'll know — that in the future,
nobody will just coast to success.

Plan today to be on the right track tomorrow.

NAB
The
Convergence
Marketplace
2001

Take the Ride. NAB2001 • Conferences: April 21–26, 2001 • Exhibits: April 23–26 • E-TOPIA Exhibits Premier: April 22
Las Vegas, Nevada USA • Register at www.nab.org/conventions • 888.740.4622 • 202.429.5419

OPTICOMM OPTICAL FIBER NETWORK SYSTEMS

RGB Video, Audio/Voice/Data Comm Links

The Latest in Fiber Optic Technology

Experience the Future of Fiber Optic Broadcasting

The DVX-5000 uncompressed digital transport system is opening up a new realm in broadcasting using advanced **DIGIBAND™** technology from Opticomm.

DIGIBAND™ DVX-5000

The Next Generation in Fiber Optic Transmission



DIGIBAND™
HDTV, DVB & SDI Systems

DVX-5000
Fiber Optic Serial Digital Video
Uncompressed Digital Transport

- Singlemode (1310, 1550nm) 20dB laser-based 40Km operation over one fiber
- Component Video per SMPTE 259M, 292M, ITU-R 601, CCIR 656
- 143/177/270/360/540/600Mbps and 1.485 Gbit Digital SDI/ASDI
- 10 Bit Code Uncompressed BER 10⁻¹⁴
- Complies with ANSI/SMPTE T14.22.1, 2 & 4:4:4 data transmission
- Compatible with NTSC, PAL, and SECAM video signals
- Digital Audio AES/EBU Tech 3250E 24 bits
- Not susceptible to EMI or RFI & no ground loops
- Desk-Top Stand Alone or Rack-Mount

19" Rack Mount Chassis
12 Slots/1 PS & 10 Slots/2 PS Redundant

OPTICOMM designs and manufactures high quality baseband broadcast fiber optic video, audio and data transmission equipment. Our products offer solutions to a wide range of applications demanding high quality transparent fiber optic transmission.

OPTICOMM Corporation
6046 Cornerstone Ct. W. #209
San Diego, California 92121
(858) 450-0143
fax (858) 450-0155
info@opticomm.com
www.opticomm.com




OPTICOMM

OPTICAL FIBER NETWORK SYSTEMS

RGB Video, Audio/Voice/Data Comm Links

The Latest in Fiber Optic Technology



**Full Duplex T3 & E3
Fiber Optic Data Link**



**CCTV Video Mini/Micro/Std
Composite & Mono/Sync Link**



**High Resolution RGB-Video HDTV,
VGA, SVGA RGB/SUN/SGI/HP**



**Dual/Quad/Eight Channel FM
Video/Audio/Data MUX Link**



**Micro Data 8 Channel MUX Data
Voice, TTL, Contact Systems**



**DTCR-1, 2, 4, 7 Desk-Top Card
Rack and 19" Rack Mount Chassis**



**Duplex Video FM with Multiple (Stereo)
Audio and/or Data for PTZ Link**



**Video FM with Simplex (Stereo)
Audio or Data for PTZ Link**



Opticomm Corporation 6046 Cornerstone Ct. W. #209 • San Diego, California • 92121
Phone (858) 450-0143 • www.opticomm.com • Fax (858) 450-0155

Circle (194) on Free Info Card

www.americanradiohistory.com



CENTRAL MONITORING AND CONTROL

Harris Corporation Broadcast Manager:

System enables stations, groups or networks to monitor and control hardware, software and associated networks from a central location; uses scalable, client-server architecture that can operate in either a centralized or a distributed configuration; features standard interfaces for devices equipped with SNMP-compliant agents.

800-622-0022; fax: 513-459-3890; www.harris.com

Booth L5023 Circle (469) on Free Info Card

CONTROL SYSTEM

Leitch Command Control System:

Encompasses new hardware control panels, both Windows and browser-based applications, and support for third-party manufacturers via serial or Ethernet ports; one of the software applications already shipping, Pilot, provides tools for configuration, control, monitoring and secure access of the equipment on your network.

800-231-9673; fax: 757-548-4088; www.leitch.com

Booth: L8620 Circle (470) on Free Info Card

FLEXICODER MANAGEMENT SYSTEM


Harris Corporation Element Manager:

Replaces the GUI on the FlexiCoder chassis used for operation and control; enables remote configuration and control of Harris encoders as well as ATSC satellite decoder and ATM/IP communications link via a Windows NT PC; interface also enables the encoding system to be linked to the Harris Broadcast Manager to provide central monitoring and control.

800-622-0022; fax: 513-459-3890; www.harris.com

Booth L5023 Circle (471) on Free Info Card

The Fiber Optic System that Transports it All



Things to see at NAB

- How to extend Triax cameras
- How to distribute HDTV/SDI
- How to fiber ENG & OB remotes
- How to specify new STL
- Demo of latest install tricks

VIPER II™

The most widely used fiber optic system for television production and distribution just got easier to use. With advanced electronics, electro-optics and hot-swappable packaging, the Viper II meets all challenges in your facility's video and audio communications. Name your fiber application—pre-fibered facilities, STLs, remote broadcasts, metropolitan video links—the Viper II handles the job.

- Multiplexed NTSC/PAL video, audio & data
- HDTV—19.4 Mbps to 1.5 Gbps uncompressed
- 601 serial digital interface (SDI)
- Wavelength division multiplexing (WDM)
- Universal 16-slot card frame or "throw down" modules
- Redundant power and UPS options


The Viper II is a multifaceted tool that's flexible, affordable and reliable. It's one more reason why facilities that choose fiber, choose Telecast.



(508) 754-4858 • sales@telecast-fiber.com • www.telecast-fiber.com

NAB Booth #L9568

Circle (195) on Free Info Card



News is made in an instant.
Producing the story should be just as fast.

Chances are, you've heard that digital technology can help produce news faster and easier. With an SGI Media Server™, the evolution to digital can happen just as fast. The new SGI video server distributes media as data for browsing and sharing content over standard data networks, allowing you to leverage your existing infrastructure for repurposing content. Plus, our multi-format, resolution-independent solution delivers simultaneous input, serving, and play-out of video, eliminating the need for independent devices. These advantages – as well as 24x7 service and support – help make your transition to digital quick and easy. To learn more about SGI Media Commerce™ solutions, visit our Web site or call 1-800-800-7441.

www.sgi.com/go/broadband

sgi[™]
One step ahead

The new SGI Media Server • Up to 8 video channels • Video file transfers • Multi-format video I/O support

© 2000 Silicon Graphics, Inc. All rights reserved. Silicon Graphics is a registered trademark, and SGI, the SGI logo, One step ahead, SGI Media Server and SGI Media Commerce are trademarks, of Silicon Graphics, Inc.

Circle (196) on Free Info Card

www.americanradiohistory.com

NETWORK-BASED AUTOMATION PROTOCOL

Harris Corporation NDCP:

Network Device Control Protocol is designed to provide broadcasters with an open, network-based standard for control of audio and video devices.; built on TCP/Ip as a public protocol using XML, NDCP is easy to implement and provides an open, platform-independent solution for connectivity via local or wide area networks; it is asynchronous, time-based and uses a master/slave model.

800-622-0022; fax: 513-459-3890; www.harris.com

Booth L5023 Circle (472) on Free Info Card

MASTER CONTROL SWITCHER

Ross Video CDK 111:


Single DA-sized card provides video mixing, keyer with built-in animated logo storage and frame synchronizers for every input; other features include full preview, program bypass relay and automation port.

613-652-4886; fax: 613-652-4425;

www.rossvideo.com

Booth: L11639

Circle (473) on Free Info Card



VIDEO SERVER AUTOMATION SYSTEM

Encoda DAL Playlist Manager:

System is now available as a pre-packaged solution; all systems interface with any Encoda traffic product, including BIAS, Columbine, JDS 2000, Paradigm and Enterprise BMS; interface provides for efficient transfer of schedules and as-run logs between traffic and master control for automation playout and traffic reconciliation; features provides video server balancing, redundant playout and segmented program playback, as well as distributed control capabilities that allow monitoring and control from any authorized workstation.

303-237-4000; fax: 303-237-0085; www.encodasystems.com

Booth: L12220 Circle (475) on Free Info Card

SATELLITE RECORDING SYSTEM

Sundance Digital Intelli-Sat:

Automated system allows all network users to schedule satellite records from desktops; program controls dish positions, tunes receivers, assigns a machine to record material and switches the router; available as a complete scheduling and automation solution or single task-specific modules.

972-444-8442; fax: 972-444-8450; www.sundancedigital.com

Booth: L1355 Circle (476) on Free Info Card

DIGITAL NEWSROOM ENVIRONMENT

Avid Unity for News:

Provides a shared storage and networked environment for iNews, NewsCutter and AirSPACE technologies; also feature MediaManager and TransferManager, which provide critical capabilities for finding and moving media assets with the click of a mouse.

800-949-AVID; fax: 978-640-1366; www.avid.com

Booth M8318 Circle (474) on Free Info Card

MASTER CONTROL SWITCHER

Utah Scientific HD-2020:

System is compatible with existing Utah MC-500 series, providing an upgrade path to digital operation in either HD or SD; can carry two independent video channels in any combination of HD and SD; features multiple keyers and full audio processing on each channel.

801-524-9999; fax: 801-524-0555; www.utahscientific.com

Booth: L10452 Circle (477) on Free Info Card

VERSADESK

adds mobility to your editing room.

This versatile three-piece multimedia desk from Winsted includes two rack cabinets. All components are on casters so you can spread out or condense your workspace according to your changing needs.

To learn more:
www.winsted.com

Call Toll-Free
800-447-2257

Winsted



Circle (197) on Free Info Card

NAB Booth #L9517

Streaming video isn't profitable.

(That is, unless you work with Virage.)

Don't believe video on the Internet is a worthwhile investment? Think again. Virage has been helping media and entertainment companies like the BBC, Bloomberg, BMG, CNET, CNN, PBS, Reuters, and Warner Brothers to put their video online and build real business initiatives around their content. We're the experts in streaming video. Whether you're looking for a content management or an Internet video publishing solution, start with Virage.

From archiving to video production automation, Internet syndication to e-commerce, Virage is the leading company helping broadcasters and content owners integrate their video into strategic online applications and programming. See how the Virage Video Application Platform can bring it all together for you. Simply contact Virage today. Phone **650.573.3210** or visit **www.virage.com**.

Come see us at NAB, booth M10053.

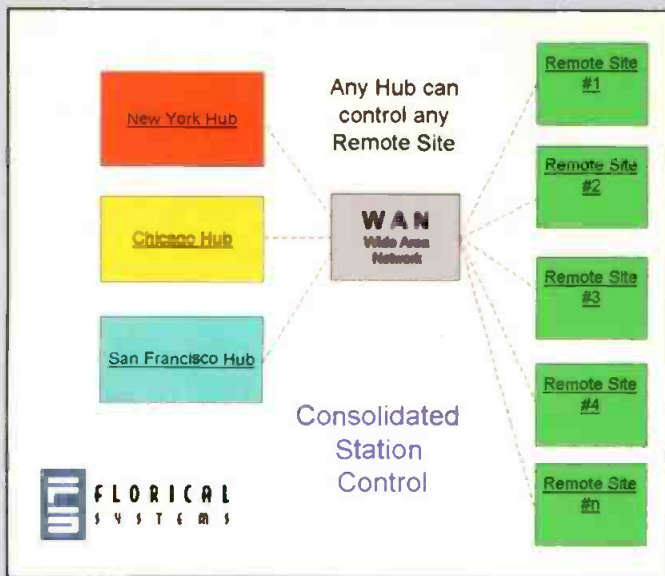


VIRAGE®

Enabling Video for the Internet Age™

Circle (198) on Free Info Card

www.americanradiohistory.com



STATION CONTROL SYSTEM

Florical Systems Consolidated Station Control:

Allows for control of multiple stations from a central location; features multiple time zones synchronized to Universal Coordinated Time; geographically distributed Device Servers, zero timing at the final switch for video/audio sources originating in different locations and remote ingest to central server.

352-372-8326; fax: 352-375-0859; www.florical.com

Booth: L1317 Circle (478) on Free Info Card

NEWSROOM SYSTEM

Avid NewsCutter XP 2.0:

New release offers full support for Avid Unity for News, including MediaManager and TransferManager; allows user to edit while recording; features auto voice over, which allows one keystroke setup for voiceovers; Script-based In/Out allows the insertion or deletion of word changing the timing of edits; Send to playback lets you keep editing while moving a story to AirSPACE or another playback server.

800-949-AVID; fax: 978-640-1366; www.avid.com

Booth M8318 Circle (479) on Free Info Card


SERVER MANAGEMENT SYSTEM

BUF Technology Spot Server Management System:

Compact, simple, fast and powerful controller for video servers; individual clips, fill & matte (key) clips, or multiple clips are easily loaded for playback, saving valuable time and space for the operator; sequences of trimmed clips can be combined, created or loaded for playback just as easily.

858-451-1350; fax: 858-451-6589; www.buftek.com

Booth L122 Circle (480) on Free Info Card



MASTER CONTROL SWITCHER

Leitch Opus

Integrates digital and HD standards, providing a robust and flexible choice; includes 4:4:4 video processing and features full program and preset bus transitions, including mix, vee, fade out and cut fade as standard.

800-231-9673; fax: 757-548-4088; www.leitch.com

Booth: L8620 Circle (481) on Free Info Card

Television Automation
Solutions



Winning Service
Breakthrough Pricing

When Every Play Counts

FASTBREAK

Intelli-sat Sales View

FastBreak TimeLiner

AUTOMATION

visit us at
NAB Booth
#L1355

Sundance Digital, Inc. 4500 Fuller Dr. Ste. 205 Irving, TX 75038 USA 972-444-8442 www.SundanceDigital.com

Circle (199) on Free Info Card



Let the Summer Games begin.

The 2000 Summer Games is incorporating a wide range of broadcasting technology. The broadcast is being carried via nearly *six million feet* of Belden audio, video, and data cable. We're proud of our record of achievement at major sports and broadcast venues around the world. And with our expertise in digital cabling technology we're proud to be at the leading edge of the next generation of broadcasting.

After all, we've been in training for nearly 100 years.



1-800-BELDEN-4

Belden provided the vast majority of cables for audio, video, and data at more than 120 sites broadcasting the Summer Games reaching over a billion people around the world. To find out more about how Belden wired the Games, contact us today or visit our website and download our Application Report.

www.belden.com/products/apprep.htm

Circle (200) on Free Info Card

www.americanradiohistory.com

Brilliance® 1694A DIGITAL VIDEO COAX
BELDEN
© 2000, BELDEN INC. 1400-0110-3 7/00

cameras



HIGH-DEFINITION CAMCORDER

Panasonic Broadcast AJ-HDC27A:

This 30frames/s to 60frames/s, dual-frame-rate, progressive-scan (720p) DVCPRO HD camcorder is based on a newly developed 1.1-million-pixel, 2/3-inch, three-CCD IT imaging system that offers a sensitivity of f/11 at 2000lux. The camcorder provides 46 minutes of recording, two channels of 16-bit/48kHz digital audio, power consumption of 30W, and uses standard, 2/3-inch bayonet lenses. An HD-DSI output enables full-color live and tape playback, while the 8MB multimedia card stores camera setups.

800-528-8601; 323-436-3500; fax: 323-436-3660; www.panasonic.com

Booth: L7020 Circle (482) on Free Info Card



HDTV CINE-STYLE LENS SET

Fujinon XA87x Lenses:

Offer 87x magnification ideal for sports shooting and other applications where extreme close-ups and high-image quality are critical; lenses feature focal lengths up to 2300mm; XA87 series is available with an optional integrated image stabilizer.

800-553-6611; fax: 973-633-5216; www.fujinon.com

Booth L8739 Circle (483) on Free Info Card

HD CAMCORDER

Panasonic AJ-HDC24A:

Multi-frame rate, 720p camcorders three 2/3-inch IT CCDs feature 1280x720 effective pixel resolution and an on-chip lens system providing high sensitivity of F13 at 2000 lux (in 24-frame mode at 50 percent shutter), high smear immunity and strong color accuracy; frame switchability allows for 59.94fps, 23.98fps and several other choices.

800-528-8601; fax: 323-436-3660; www.panasonic.com/broadcast

Booth L7020 Circle (484) on Free Info Card



HD PROGRESSIVE SCAN CAMCORDER

Panasonic AJ-HD C27A:

Capable of acquiring 720-line (1280x720), 60 frame progressive scan HD images; offers same compact size and weight as standard camcorder; units three 2/3-inch IT CCDs feature 1280x720 effective pixel resolution and an on-chip lens system provide high sensitivity of F10 at 2000 lux.

800-528-8601; fax: 323-436-3660; www.panasonic.com/broadcast

Booth L7020 Circle (485) on Free Info Card



SWITCHABLE HD CAMERA

Hitachi Denshi HDTV cameras:

Integrated, switchable, automated pan/tilt cameras offer simultaneous HD and NTSC video and are 1080i, 480 and 720p capable with downconversion available; cameras are portable and will feature studio adapters similar to the new SA-777 studio adapter; feature digital processing, 2.2 million pixel CCDs, constant operation in 16:9 HDTV format, 1200 TVL of resolution and f8.0 at 2000 lux sensitivity.

516-921-7200; fax: 516-496-3718; www.hdal.com


Booth L6414 Circle (486) on Free Info Card



Our experience
 spans more than 65 years,
 and our engineering still
makes it simple.

Plug it in!

Ask anyone and they'll tell you the same thing. The **K2 Digital IOT** sets the standard by which other IOTs are made. Why? It's simple. Years of experience have produced the best IOT. Our unique, field-proven design features simple, user-friendly tuning right on the front of the subsystem. Engineered for long life and broadcasting's highest efficiency, you don't even have to disconnect the power or cooling water to replace it. Sure we're an Emmy winner for technical achievement. But we've kept our focus on engineering the simplest and most reliable tools in the industry—so you can focus on the more important things in life. Plug it in!



A Division of
 Communications
 & Power Industries

301 Industrial Road
 San Carlos, CA 94070

tel 650.592.1221
 fax 650.592.9988

email iot@eimac.cpii.com

www.eimac.com



ISO 9001 Certified • Made in USA

Circle (185) on Free Info Card

www.americanradiohistory.com

40 X 11 ZOOM LENS

Angenieux Extreme Tele Zoom:

Delivers a focal range of 40x11 to provide camera operators with a high degree of versatility and coverage capabilities; features the longest focal length available with low ramping: F440mm (1 degree) at f/4 and F880mm (1/2 degree) with a 2x extender; offers high-resolution optics; digital performance features a wide variety of zoom modes and focus servo controls.

973-812-3858; fax 973-812-9050; www.angenieux.com

Booth L9046 Circle (487) on Free Info Card



VIDEO HEADS

Bogen Manfrotto 503/505:

Two new models offer fluid movement and a built-in balance spring; 503 head is designed for payloads up to 13 lbs. and returns to zero when unloaded; 505 features a multispring package with a set of user-changeable counterbalance springs, so the unit can be used with light-weight palmcoders and large ENG cameras.

201-818-9500; fax: 201-818-9177; www.bogenphoto.com

Booth: L10777 Circle (488) on Free Info Card

HDCAM CAMCORDER

Sony HDW-750/HDW-730:

Features new CCD technology and LSI, providing high sensitivity and low smear level; also features advanced digital signal processing including selectable gamma curves, and a flexible built-in HD-SDI output.

800-686-SONY; 201-930-1000; fax: 201-930-4752;

www.sony.com/professional

Booth: L11600 Circle (489) on Free Info Card



12-BIT DIGITAL TRIAX CAMERA:

Thomson Broadcast 1707:

Offers all-digital operation from acquisition to transmission over triaxial cable; now available in Sportcam and Microcam versions.

800-882-1824; 201-569-1650; fax: 201-569-1511;

www.thomsonbroad.com

Booth: L9000 Circle (490) on Free Info Card



PAN AND TILT HEAD

Vinten Vision 3

Lightweight new entry in the Vision range; designed for DV camera users.

845-268-0100; fax: 845-267-0113; www.vinten.com

Booth: L11145 Circle (491) on Free Info Card

TRIPOD


Vinten Pozi-loc:

New range with innovative positive action and cam-operated clamps for secure locking.

845-268-0100; fax: 845-267-0113; www.vinten.com

Booth: L11145 Circle (492) on Free Info Card

Get LEMO™ for your Broadcasting Connections



LEMO offers the following for the Audio and Video Industry:

- Connectors – Microphone, Triax,* Fiber, Hybrid**
- Patch Panels – HDTV, Audio, Video, Fiber Optics
- Cable Assemblies
- Custom Designs

*4A Triax Series is intermateable with Kings Triloc® including the use of the same crimp tool/dies.

**New SMPTE approved connectors used at the Olympic games.

**Call us and find out why LEMO is your one-stop shopping
source for high quality circular connectors**



See us at NAB Booth #L6333

LEMO USA, Inc. • P.O. Box 11488 • Santa Rosa, CA 95406 • Website: <http://www.lemo.ch>
(800) 444-5366 • (707) 578-8811 • Fax (707) 578-0869 • E-mail: lemous@lemo.ch

Circle (202) on Free Info Card

HDTV CAMERA RANGE

Ikegami HDK Family updates:

Includes the 790E, a 2/3" 2.2 million pixel CCD, switchable HDTV studio camera; 79E, a 2/3" 2.2 million pixel CCD, switchable HDTV portable companion; the 720, a 2/3" native 720p CCD HDTV studio camera; and the 720p, a 2/3" native 720p CCD HDTV portable companion.

800-368-9171; fax: 201-569-1626; www.ikegami.com

Booth L10420 Circle (493) on Free Info Card



MODULAR CHARGING SYSTEM

Anton/Bauer Interactive 2000 PowerChargers:

Includes two- and four-position chargers, a choice of power ratings, diagnostic module, charge expansions adaptors and standard AC mains adaptor to power cameras; software updates allow charging of new battery chemistries; three-year Maxx warranty on all PowerChargers.

203-929-1100; fax: 203-929-9935; www.antonbauer.com

Booth L7030 Circle (494) on Free Info Card

FUTURE-PROOF LENSES

Canon:

Lenses are engineered to maximize camera performance in every format for ENG, EFP, studio and field production; company will also showcase the technological advances in its current line of lenses, as well as display its popular HD-EC (Electronic Cinematography) line.

800-321-4388; fax: 201-816-2909; www.canonbroadcast.com

Booth L10436 Circle (495) on Free Info Card

TILT FOCUS LENSES

Century Precision Optics HD Tilt-focus lenses:

Includes 24, 45 and 90mm for B4 mount; each lens provides 360 degrees of rotation and eight degrees of tilt in any direction, offering good control of the subject focus range.

818-766-37156; 818-505-9865; www.centuryoptics.com

Booth L11373 Circle (496) on Free Info Card



LI-ION BATTERY

PAG USA L75:

75 watt-hour pack weighs only 1.5lbs; no-hot-swapping or piggy-backing is required as one battery will power a camera and 35W light; battery is available in Snap-On and PAG-lok mountable configurations.

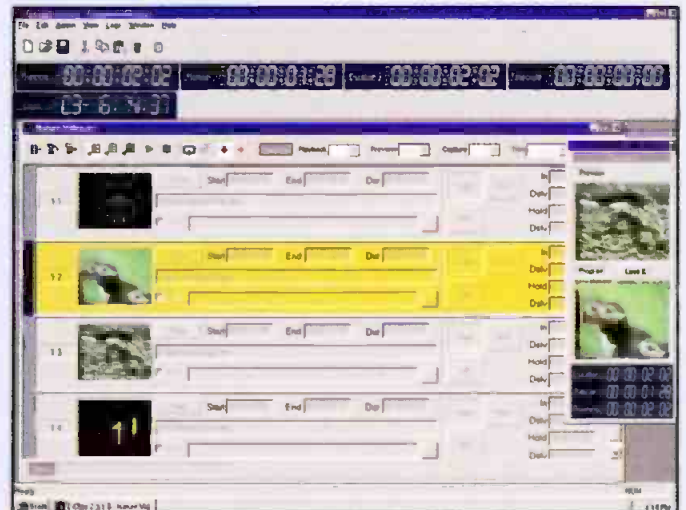
888-PAGUSA1; fax: 805-520-6949;

www.pagusa.com

Booth L9034 Circle (497) on

Free Info Card

CGs, prompters, captioning



VIDEO PLAYOUT PRODUCT

Inscriber Technology LIVE!Clips:

Designed for use in news, sports, weather, music and any other 24-hour broadcast channel; offers increased board support and a media management module; available separately as software and board bundle or as software only as Inscriber E-Clips.

800-363-3400; 519-570-9111; fax: 519-570-9140;

www.inscriber.com

Booth S4832 Circle (498) on Free Info Card





No single solution solves every problem. So we put together the team that can.



Broadcasting sure isn't what it used to be. And the players who capitalize on everything from DTV transmission and Data Broadcasting to Encoding Systems and MPEG management solutions for video, data and IP will be the winners.

Only Thomcast has the technology, experience, and relationships to maximize the

value of your broadcast bandwidth. Our solutions architects customize Thomcast innovations to meet your unique digital transition challenges. Backed by the industry's most versatile portfolio of digital products, services and training, there's no team more trusted. Make them the single source for all your solutions.



Circle (203) on Free Info Card
NAB Booth L-9000

THOMCAST

Where innovation is always in the air.

www.thomcast.com
Tel 413.569.0116

HD GRAPHICS GENERATOR

Pixel Power Clarity HD:

Features switchable output at 720-60p through 1080-30i to 1080-24p; three-channel HD/SD; handles 4:2:2:4 or 4:4:4:4; program output channel is SMPTE292M serial digital with key and VGA HD15; options include offline preparation and multi-user software, as well as CCIR-601 I/O capability.

561-395-4801; fax: 561-395-4065

Booth: L741 Circle (499) on Free Info Card

ENHANCED CHARACTER GENERATOR

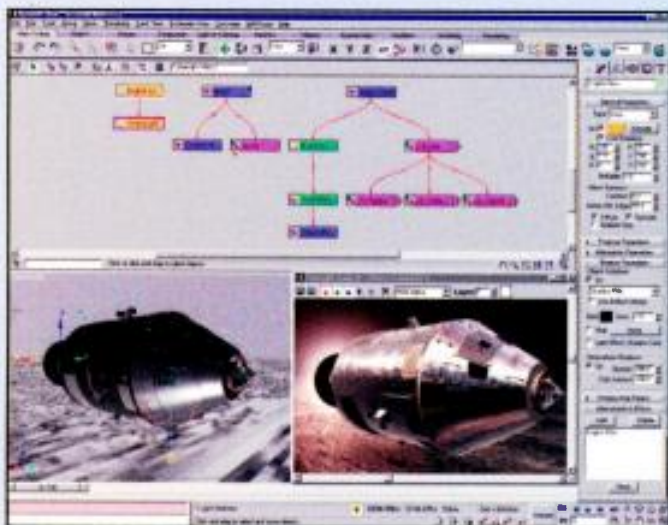
Inscriber Technology Automation CG:

Fills tagged data fields of Inscriber layouts with live data from popular news vendors; news and sports broadcasters can save time and effort while still providing current and constantly updated information; using CII message protocol, provides maximum connectivity to link compatible news vendors including Omnibus, AP's ENPS, Avstar BCS, ProBel and ANN.

800-363-3400; 519-570-9111; fax: 519-570-9140; www.inscriber.com

Booth S4832 Circle (500) on Free Info Card

graphics



GRAPHICS SOFTWARE

Discreet Logic frost 2.5:

Allows for simultaneous Web updates and enables interactive and enhanced television applications with real-time graphics; effects system enables broadcasters to build graphics for television and Web branding; allows designers to take full advantage of modeling and animation while rendering in real-time.

800-869-3504; 514-272-0525; fax: 800-305-6442; www.discreet.com

Booth: S4100 Circle (501) on Free Info Card

GRAPHICS SYSTEM

vi[z]rt video engine:

System combines graphics and content management with an internal digital disk recorder in a PC architecture; allows post graphics to be mixed with real-time graphics live; also provides motion graphics authoring, rendering and playback.

212-463-9902; 877-955-2230; fax: 212-463-9931; www.vizrt.com

Booth: S4147 Circle (502) on Free Info Card


VIDEO WORKSTATIONS

BOXX Technologies 3DBOXX :

Features dual Athlon processors from AMD; systems are easily expanded and customized to offer up to 10 hot-swap drive bays, five expansion slots and up to 4Gb system memory; additional features include 4X AGP support and a three year warranty.

877-877-BOXX; fax: 512-835-0434; www.boxxtech.com

Booth S3872 Circle (503) on Free Info Card



VIRTUAL STUDIO SYSTEM

For-A digiWarp-EX:

Simple, cost-effective virtual studio system with 2048x2048 pixel, high-resolution background that allows no picture deterioration during zooms; easy system setup and breakdown for increased mobility when changing studio locations; auto defocus background in response to camera zoom.

212-861-2758; fax: 212-861-2793; www.for-a.com

Booth: L8612 Circle (504) on Free Info Card

3D VECTOR GRAPHICS AND TITLING

BorisFX RED:

In addition to adding more host support, a standalone rendering engine and improved rendering support, it also features a revamped interface with export options and file compression for Flash, AVI and Quicktime; increased capabilities include vector paint, fully editable and animatable, rotoscoping and masking; customized creation, animation, extrusion of vector shapes, advanced text creation and animation including text on a path, type on and write on text animation styles, and enhanced 3D compositing.

888-77-BORIS; fax: 617-451-9916; www.BorisFX.com

Booth I7251 Circle (505) on Free Info Card

High Density Matrix

Step up to Datatek

Tie Line System

The Datatek D-2800 Router

reflects the experience of Datatek's 30 years in the design and manufacture of broadcast-quality routing switchers.

With a large number of systems in use worldwide, the D-2800 is available for:

Serial Digital Video

Synchronous Digital Audio

Asynchronous Digital Audio

Analog Video

Stereo Analog Audio with mode switching

RS-422 Bi-Directional Data

Time Code

Field Expandable

Front Access for all Modules

Built-in Destination Monitor Switching

Extensive Control Panel Selection

For additional information:
Datatek Corporation
1121 Bristol Road,
Mountainside, NJ 07092
Tel: 908-654-8100 • 800-882-9100
Fax: 908-232-6381
www.datateknj.com

See us at Booth L9949
Circle (204) on Free Info Card

www.americanradiohistory.com

D
DATATEK
CCRP

intercoms



PROGRAMMABLE SOURCE-ASSIGNMENT PANEL

Clear-Com RCS-2000:

Eight-source by 24-destination routing panel; expandable to 15 sources by 72 destinations; users can program and control the unit from 300 feet away via PC or the RCU-60 remote control unit.

510-496-6666; fax: 510-496-6699; www.clearcom.com

Booth: L10373 Circle (506) on Free Info Card



INTERCOM

Telex BTR-800:

Two-channel, fully UHF intercom system; allows two distinct channels of intercom to be accessed by one or more wireless extensions to the intercom system; user synthesized to allow broadcasters to keep intercom systems clear of other wireless equipment; allows users to send a dry line level audio signal at +8dB to a given destination, allowing users to trigger a two-way radio and have audio be routed over it or any closure-activated device.

800-392-3497; 952-884-4051; fax: 952-884-0043; www.telex.com

Booth: L8763 Circle (507) on Free Info Card

lighting



LIGHTING SYSTEM

Cool-Lux SL-3000:

Large-format on-camera soft light designed on a smaller scale; soft light reflector can be easily removed, converting the fixture into a mini broad (flood) light measuring 1½ inches by 4 inches; fixture is powered by a special 13.5-volt, 78mm double-ended 60 or 100 watt lamp.

800-ACDC-LUX; 805-482-4820; fax: 805-482-0736; www.cool-lux.com

Booth: R2009 Circle (508) on Free Info Card

FLUORESCENT LIGHTING FIXTURE

Videssence CHROMALITE:

Designed for chromakey, set wall lighting or cyclorama lighting applications; ideal for low grid and ceiling installations; 110-watt light uses an asymmetric throw of light for smooth even lighting; unit utilizes two 55-watt T-5 Biax lamps; available with analog or DMX dimming or non-dimming.

650-356-0921; fax: 650-356-0931; www.videssence.tv

Booth: E1939 Circle (509) on Free Info Card



View an online product demo whenever you see this logo.

www.broadcastengineering.com

Here's your DTV Starting Line-up!

*The names you know, backed by
a team of 400
dedicated professionals*



Jay Martin
Sr. Director of Marketing
16 years experience
BSEE, MBA



Kerry Cozad
VP, Broadcast
25 years experience
BSEE



Bill DeCormier
Sr. Engineer
24 years experience
BS Engineering Physics



John Schadler
*Principal Electrical
Engineer*
14 years experience
BSEE, MSEE




Jim Stenberg
Manager, RF Systems
15 years experience
BSEE



Ernie Mayberry
*Sr. Director, Antenna
Systems Management*
26 years experience
BSEE, MSEE




Dick Bibber
40 years RF experience



Andre Skalina
*Sr. Director, Antenna
Engineering*
24 years experience
MSEE



Dan Livingston
*Principal Mechanical
Engineer*
36 years experience
MME, BME



Ray Ryan
President, Central Tower
16 years experience

Dielectric's vast expertise in designing and manufacturing the most advanced broadcast antenna systems in the world is only as valuable to you, our customer, as the people who work on *your* project. Therefore, we offer you a team of over 400 professionals to get you on air, in time, and on budget. We can provide you everything you need from filing with the FCC, system design, installation, and testing to tower construction, maintenance, and VSWR monitoring.



Oded Bendov
Sr. VP and Chief Scientist
34 years experience
PhD



Rex Niekamp
*Director, Palmyra
Operations*
20 years experience
BSME



Bill Kerkhoff
Antenna Designer
25 years experience
USN Avionics School,
BS Organization Management

Dielectric
COMMUNICATIONS

Engineering Excellence Since 1942

Circle (205) on Free Info Card

See us at NAB
Booth #L9539



ENG/EFP LIGHTING

Frezzi HMI Super-Sun Gun 200:

200W HMI engineered for newsgathering produces a wide, flat optical field providing strong light output for its size/weight category; at a distance of 10ft, unit produces up to 2x the output of a 400W par HMI fixture with a wide angle lens; weighs in at approximately 3.5lbs.

800-345-1030; fax: 973-427-0934; www.frezzi.com

Booth L4626 Circle (510) on Free Info Card

microwave, fiber
optic, telco



DIGITAL VIDEO SYSTEM

Opticom DVX-5000 System

Universal multimedia digital transport system for distribution over wide area networks including PAL, NTSC and SECAM for multi-channel QAM or VSB signals; offers transmission signals for the transport of digitized video, audio and control data signals over singlemode fiber; uncompressed 10-bit serial digital video system at 143, 177, 270, 360, 540 and 622Mb/s data rate is free of adjustment over a wide dynamic range; digital signal offers receiver output stability not affected by the fiber, attenuation, aging, splicing or other factors

858-450-0143; fax: 858-450-0155; www.opticom.com

Booth: S3047 Circle (511) on Free Info Card

OPEN-INTERFACE NETWORK MONITORING SYSTEM

Barconet Rosa 3.0:

Latest version features a solution for managing all network elements by a single, vendor-independent management system.

800-992-5016; 770-590-3600; fax: 770-590-3610; www.barconet.com

Booth: S5360 Circle (512) on Free Info Card

ANTENNAS

Comtech Antenna Systems Quick Deploy Antenna:

Is offered in 1.2 or 1.8 meter apertures; one person can assemble the units in less than 30 minutes; packaged in two air-shippable cases, one of which provides a stable base for the Elevation-over-Azimuth mount.

407-892-6111; fax: 407-892-0994; www.comtechsystems.com

Booth: S2846 Circle (513) on Free Info Card



WIRELESS TRANSMISSION SYSTEM

Canon DT-50/SDI:

Latest version of its Canobeam line allows full-bandwidth wireless transmission of a wide variety of digital video signals; system is ideal for transmitting sports events and news over 2km with a direct line of sight; sets up quickly and requires no license or frequency allocation.

800-321-4388; fax: 201-816-2909; www.canonbroadcast.com

Booth L10436

Circle (514) on Free Info Card

WEATHER RADAR

Baron Services XDD-350C:

350,000W C-Band Doppler radar designed to specifically designed to meet the needs of television meteorologists.

256-881-8811; fax: 256-881-8283;

www.baronservices.com

Booth R1673

Circle (515) on Free Info Card



If it's newsworthy, it's got to be...



The NEWStandard.

The challenges of broadcast news and field production demand a lens that's versatile and responsive. The Fujinon A17x7.8E delivers the *longest* focal length of 133mm (266mm with a 2x extender), and the *widest* angle of view (58.85 degrees) at 7.8mm.

The 17x is packed with DIGIPOWER features including QUICK ZOOM and Cruise Zoom which provide the lens control you've come to depend on. At Fujinon we're constantly making new innovations and enhancements. This year Fujinon introduces the QUICKFRAME option which provides seamless motor-driven zooming to manual operation without disengaging the zoom motor. With our exclusive Aspheric Technology (AT2) and a new, superior Inner Focusing system, chromatic aberrations have been minimized throughout the zoom range and image quality has been improved.

Because of its quality, versatility, powerful features and superior results, the Fujinon 17x is ready to meet the challenge of your news and field production. That's why the Fujinon 17x has become the NEWStandard.



FUJINON
17X
NEWStandard

FUJINON

Broadcast and Communications Products Division

FUJINON INC. 10 High Point Dr., Wayne NJ 07470-7424 Phone: (973) 633-5800, (800) 553-6611, FAX: (973) 633-5216
FUJIFILM PHOTO OPTICAL CO., LTD. 1-324 Uetake, Omiya City, Saitama 330 Japan, Phone: 048-668-2152

www.fujinon.com

DIGIPOWER
AT2 QuickZoom

Circle (206) on Free Info Card

www.americanradiohistory.com



DIGITAL MICROWAVE LINK

NEC America:

Offers Spectrum Stretch technology, allowing two DMLs to operate on the same channel in 8.5MHz of bandwidth; doubles the capacity of the 2GHz ENG band; DML uses COFDM for robust transmission and reception, including mobile transmission applications.

888-383-4DTV; 214-262-3695; fax: 214-262-3687;

www.necbroadcast.com

Booth: L6043 Circle (516) on Free Info Card



DUAL CARRIER STL SYSTEM

NuComm Dual Stream System Plus:

Combines both the analog and DTV signals over a common microwave channel; features 8VSB modulation and can provide NTSC plus five audio subcarriers, DTV signal and a T1 data pack embedded in the same signal.

918-813-0399; fax: 908-813-0399; www.nucomm.com

Booth L3854 Circle (517) on Free Info Card

DSNG ENCODER

Scopus (formerly Tadiran Scopus) CODICO E-1700:

Features built-in modulator to allow for encoding and modulation in one unit.

858-618-1600; fax: 858-618-1615; www.tadiranscopus.com

Booth: S5372 Circle (518) on Free Info Card

TECHNICAL DIRECTORS TAKE CONTROL

When you really need fast and precise control, the essential key is DNF's Production Switcher Interface.

- Access pre-programmed sequences with one button.
- Deliver fast, accurate, repeatable effects.
- Create bullet-proof transitions.
- Design dramatic show openings.
- Merge live action and effects fast.

Give your production switcher control of video servers, VTRs, DDRs, graphic and audio sources.

Access multiple channels simultaneously.

Call us when you're ready to take control.



PDUS



RS422

Production Switcher

Video Server

DNF

PUTTING YOU **DNF** IN CONTROL

9970 Glenoaks Blvd. Suite D • Sun Valley, California 91352 • p.818.252.0198

www.dnfcontrols.com

Circle (207) on Free Info Card



10-CHANNEL VIDEO MULTIPLEXER

Communications' Specialties Pure Digital Fiberlink Multiplexer:


Transmits up to 10 channels of baseband analog video and optional two-way data (RS-232, RS-422, RS-485); features all digital processing and signaling; system transmits high-quality signal with no crosstalk or interference.

888-4 FAX NOW; 631-273-0404; fax: 631-273-1638;

www.commspecial.com

Booth M8767 Circle (519) on Free Info Card

DTV Transmission So Much Content—So Little Bandwidth



Your allotted DTV bandwidth may look like a big pipe today, but—tomorrow promises greater opportunities

- for more services:
- High Definition Television
 - Multi-channel Standard Definition Television
 - Program Information
 - Datacasting
 - Streaming Video
 - And more...

The DigiCipher® II ATSC compliant encoding system employs sophisticated compression and multiplexing technology to make the most of your bandwidth—while maintaining the highest quality pictures. And it's backed by the resources of an unparalleled technology innovator: General Instrument, now Motorola's Broadband Communications Sector. With nearly a decade of experience in helping customers deliver more digital content



Motorola's DigiCipher® II HD Encoder.

in less space, we have the track record and experience to act as your partner throughout the entire digital migration process. When choosing encoding systems for the long term remember...nobody delivers DTV better than Motorola.

Contact us at 800-385-5843 for more information or visit us at www.motorola.com/broadband

NAB Booth #L716

© 2000 Motorola, Inc. All rights reserved.  and Motorola, and DigiCipher are registered trademarks of Motorola, Inc. General Instrument Corporation is a wholly owned subsidiary of Motorola, Inc.



MOTOROLA
Broadband Communications Sector

Circle (241) on Free Info Card

www.americanradiohistory.com

FIBER OPTIC TRANSMISSION SYSTEM

Communications Specialties Fiberlink Video PTZ system:

Uses all-digital technology to process and transmit one-way video and two way data (for PTZ) over a single fiber; video channel compatible with NTSC, PAL, SECAM; full duplex bi-directional data channel supports RS-232, RS-422 and RS-485 standards; configurable using the same or different protocols on transmitting/receiving ends; SNR of 63dB; frequency response to 8MHz.

888-4 FAX NOW; 631-273-0404; fax: 631-273-1638;

www.commspecial.com

Booth M8767 Circle (520) on Free Info Card

VIDEO TRANSMISSION SYSTEM

Fiber Options B703V:

Transmits Y/C video or two channels of full-frame, real-time composite video over a single fiber; 8MHz bandwidth provides clear high-resolution images; FM demodulation assures the image quality remains high over the full operating distance; diagnostic LED on the transmitter and receiver monitor the status of the video and optical signals.

800-342-3748; fax: 516-567-8322; www.fiberoptions.com

Booth S4166 Circle (521) on Free Info Card

**new media,
streaming products**



PORTABLE LIVE WEBCASTER

Pinnacle Systems StreamGenie:

Offers up to 1.6GHz of real-time encoding; new features include 30 percent faster processing in single and dual CPU configurations, support for RealVideo 8.5, and the ability to split incoming audio feeds to Windows Media and RealNetworks formats simultaneously.

650-526-1600; fax: 650-526-1601; www.pinnaclesys.com

Booth: L11327 Circle (522) on Free Info Card

INTERACTIVE APPLICATIONS

NDS:

Showcasing a number of applications, including its Personalized TV System; content and delivery protection, Value@TV, VOD and content delivery systems.

949-725-2500; fax: 949-725-2505; www.nds.com

Booth S4119 Circle (523) on Free Info

WEBCASTING SERVICES

e-StudioLive Webcasting Services:

New Webcasting Centers and partnerships offer hosting, content creation, customization and consulting services; provide live on-the-fly control of all elements of the webcast, including video links, graphics, chat, links, user surveys; the new services are deployed through a partnership with Digital Island; scalable services is offered on a month-to-month contract.

978-250-3334; fax: 978-250-3335; www.e-studiolive.com

Booth: L11645 Circle (524) on Free Info Card


MPEG-2 MULTIPLEXER

Thomson Broadcast/Nextream DBX 4300 Broadmux:

Re-multiplexing solution for Digital Broadcasting Centre and Distribution applications such as DVB-S, DVB-C, DVB-T; multiplexes up to 26 MPEG-2 single or multiple service transport streams to form a multiple program transport stream.

800-882-1824; 201-569-1650; fax: 201-569-1511; www.thomsonbroad.com

Booth: L9000 Circle (525) on Free Info Card



MEDIA ENCODER

Pinnacle Systems StreamFactory



The StreamFactory web media encoder from Pinnacle Systems provides Multi-Stream architecture, supporting Internet broadcasters with real-time web encoding of multiple and independently resized concurrent streams.

650-526-1600; fax: 650-526-1601;

www.pinnaclesys.com

Booth: L11327 Circle (526) on Free Info Card



VL-2 Plus

Two channel sequential quick charger with AC adaptor.



VL-4S

Four channel **SIMULTANEOUS** fast charger, charges four Endura E-50 V-Mount batteries in 2.5 hours or less!

Endura SYSTEM

Digi-View™

The Endura Digi-View feature displays accurate battery capacity in the camera viewfinder.



PowerLink™

Every Endura battery comes standard with the PowerLink™ system that allows two batteries to be stacked together for an extra boost of power.

Up to 100 watts!



P-VS Plate

Universal plate connects to cameras to allow use of Endura E-50 V-Mount batteries. P-V/P-VS Plates feature D-tap 2 pin DC out connector. Synchron automatically activates on-camera lights

THE NEW STANDARD™ LITHIUM ION BATTERY PACK & CHARGER




NAB Booth L9583

Tel: (310) 891-2800 Fax: (310) 891-3600 Email: idx.usa@idx.tv Web Site: www.idx.tv

Circle (209) on Free Info Card

www.americanradiohistory.com



VIDEO DELIVERY SYSTEM

Tandberg IP MultiStreamer:

System allows TV and on-demand services to be delivered over IP broadband networks; places the majority of the decoding and translation functionality at the network head-end so less complex set top boxes are needed in customers' homes; combines an integrated receiver and descrambling solution with new MPEG-2 processing elements; can receive, decode and process transmissions from a digital satellite transponder, digital cable head-end or digital terrestrial transmitter; splits the MPEG-2 stream into single program streams, which are then transmitted as IP Multicast sessions over the xDSL network.

949-757-0488; fax: 949-757-0489; www.tandbergtv.com

Booth: S4859 Circle (527) on Free Info Card

PORTABLE MEDIA DELIVERY SYSTEM

Telestream ClipRemote:

Allows for the transmission of broadcast-quality video and audio directly from remote sites to receiving stations; housed in a rugged, lightweight, shock/weather-resistant case for use in the field; system acquires media from standard news-gathering sources and encodes it to MPEG files; uses synchronous serial data interfaces for direct connection to remote transmission systems.

530-470-1300; 877-CLPMAIL; fax: 530-470-1301; www.telestream.net

Booth: i7242 Circle (528) on Free Info Card



MPEG-2 INTERFACE CONVERTERS/PROCESSORS

Thomcast Communications Turquoise:

Performs multi-interface signal conversion and handle multiple interface standards, including DVB-PI ASI, DVB-PI SPI LVDS & ECL, DVB SSI, SMPTE 310M and M2S; performs transport stream processing with packet format conversion.

413-569-0116; fax: 413-569-0679; www.thomcastcom.com

Booth: L9000 Circle (529) on Free Info Card



MEDIA DELIVERY SOFTWARE

Telestream FlipFactory:

Eliminates encoding process by "flipping" source files into user-specified formats and forwarding the files to appropriate servers in Internet time; software simultaneously transcodes source video into multiple streaming and bit rates and sends it to FTP servers, web servers, caching networks and individual mailboxes in the format needed; Flipware architecture also allows for enhancements such as noise reduction and the addition of watermarks during the "flipping" process; simple, automated solution runs on a standard Windows NT or Windows 2000.

530-470-1300; 877-CLPMAIL; fax: 530-470-1301; www.telestream.net

Booth: i7242 Circle (530) on Free Info Card



PWEB/STREAMING SYSTEM

Parkervision WebSTATION for NEWS:

Live, on-demand turnkey system streams live broadcast material with multimedia graphics advertisements and URL links; allows stations to automatically edit program output for on-demand access by viewers, helping to eliminate costly post-production.

800-532-8034; fax: 904-731-0958; www.pvtn.com

Booth L541 Circle (531) on Free Info Card

NO SHOT. NO STORY.

DIGITAL READY ENG MICROWAVE NOW.



Microwave ENG Reliability that is Second to None.

Analog Today, Digital Tomorrow!

Nucomm introduces the first Digital Ready ENG microwave systems **available now** for immediate implementation.

These highly reliable systems pass all Digital modulation formats including the highly publicized COFDM.

Nucomm radios offer unlimited flexibility. Through the use of the front panel "Smart Display" you can reconfigure the digital-ready radios (i.e. Channel Plan, Power Levels, ASC,

Deviation, etc). This is perfect for the FCC's proposed change to the 2 GHz BAS Band.

Nucomm's family of ENG digital-ready radios are available now for your digital migration. They include the tripod or the truck mounted PT/RX6 transmitter and receiver, MMPT6 Mast mount truck system and the CR6 central receiver. All radios are frequency agile.

Going digital?
We're ready when you are!

Call us now for more information.



Nucomm

Microwave Solutions for the Digital Age™

Phone: 908-852-3700 • Fax: 908-813-0399

www.nucomm.com

See Us at NAB Booth #L3854

Circle (210) on Free Info Card



SWITCHER

Thomcast Communications Amethyst:

Offers advanced switching of MPEG-2 transport streams; features continuous signal monitoring and analysis for real-time switchover triggering with no synchronization loss, a dual power supply and switching on DVB-PI ASI and M2S signals; allows users to select parameters to trigger switchover; also features RS232 and RS485 interfaces for local control.

413-569-0116; fax: 413-569-0679; www.thomcastcom.com

Booth: L9000 Circle (532) on Free Info Card

ENCODER

Thomson Broadcast/Nextream DBE 4140:

Performs local program MPEG-2 encoding, receives an MPEG-2 transport stream of the national program and splices the two together; internal splicer can be triggered through in-band commands so opt-out is controllable from the national broadcast center.

800-882-1824; 201-569-1650; fax: 201-569-1511;

www.thomsonbroad.com

Booth: L9000 Circle (533) on Free Info Card

DATA BROADCAST SYSTEM

Triveni Digital SkyScrapers DB-10:

Extensible modular platform for end-to-end secure data broadcasting; allows operators to insert interactive TV contents in DTV transport streams; DataFab module allows information providers to specify information contents and broadcast schedules; DataHub module allows for the allocation, scheduling and metering of the bandwidth.

609-716-3505; fax: 609-716-3503; www.TriveniDigital.com

Booth: L3349 Circle (534) on Free Info Card

VIDEO DELIVERY PLATFORM

SeaChange International VIP Streamer:

Platform for high-bandwidth video delivery over TCP/IP networks; NT/Pentium-based hardware and software solution incorporates RAID-5 storage and complete system redundancy.

978-897-0100; fax: 978-897-0132; www.schange.com

Booth: L917 Circle (535) on Free Info Card

VIDEO-ON-DEMAND SYSTEM

Concurrent Computer Corp. Safari Technologies

VAR:

Flexible, scalable, end-to-end system; portfolio includes asset management, multimedia scheduling and video-on-demand clients interfaced to the MediaHawk video server.

954-974-1700; fax: 954-977-5580; www.ccur.com

Booth: E2823 Circle (536) on Free Info Card



INTERNET ENCODER

Grass Valley Group Aqua:

Part of GVG's Web Media Publishing offering, provides high streaming throughput per rack unit of space; features GVG's One Pass Encoding technology, whereby it can pre-process, capture, clean and encode input source and render it into multiple streaming formats at multiple rates in real time; accessible through any standard web browser; addresses stream bandwidth ranging from 28.8kb/s to greater than 2Mb/s; supports all major streaming formats.

800-824-5127; fax: 530-487-3755; www.grassvalleygroup.com

Booth L10409 Circle (537) on Free Info Card



WANT TO SEE SOMETHING IMPRESSIVE?

HOW ABOUT LIVE HD CHROMA MATTES!



PRIMATE[®] EXPLORER[™]

REFLECTIVE HIGH-DEFINITION CHROMA MATTE

Primate[®] Explorer[™] RT/HD, the first Live, High-Definition Chroma Matte system, features powerful, yet easy-to-use, precision matte-control functions for the Broadcast Television, Film and Video Production and Post Production industries which require superb quality video composition.

The Primate RT process is a revolutionary concept in video signal compositing, providing quality not possible using conventional 'chromakey' techniques. Primate's straightforward controls allow even first time users to execute high quality chroma mattes.

Primate Explorer will be demonstrated during NAB 2001 at the Las Vegas Hilton. Check your NAB program for Intelligent Paradigm's suite number.

Demonstrations are open to show attendees. For a private demo, or more information, please fax a request on company stationery to Intelligent Paradigm at 847-413-1828 or e-mail a request to maes@intelligentparadigm.com

Primate[®] is a registered trademark of IMAGICA Corp. Explorer[™] is a trademark of Intelligent Paradigm, Inc.



Available in HD and SD,
both models shipping March 31, 2001.

INTELLIGENT PARADIGM

Circle (211) on Free Info Card

www.americanradiohistory.com

nonlinear editors



NONLINEAR EDITING SYSTEM

DPS Digital Processing System dpsVelocity 8.0:

Allows real-time streaming directly from the timeline; available as a fully integrated turnkey system or as a hardware/software bundle for installation in Windows 2000 or NT; new features include multicamera editing, real-time garbage mattes and real-time support for video files with alpha channel and multiple timeline support.

800-775-3314; 859-371-5533; fax: 859-371-3729;
www.dps.com

Booth: M9732 Circle (538) on Free Info Card



PCI QUICKTIME CARDS

Digital Voodoo D1 Desktop Series:

Allows uncompressed editing with Apple's Final Cut Pro, design with Adobe After Effects and broadcast paint with Adobe PhotoShop; new features include 10-bit real-time effects; Digital Voodoo will be offering HDTV demonstrations with the new D1 Desktop 128HD; new Desktop 128HD offers full, uncompressed HDTV support and SD formats.

+61 3-9699-4633; fax: +61 3-9699-3226; www.digitalvoodoo.net

Booth: M9074 Circle (539) on Free Info Card

50MB/S NONLINEAR NEWSROOM EDITING SYSTEM

Panasonic newsBYTE50:

Offers high-speed 2x transfers in DVCPRO 50, 4x in DVCPRO speed editing; up and downloads video at faster than real time speed, includes up to two hours and 20 minutes of DVCPRO50 quality video and double that of DVCPRO video storage; additional storage can be added.

800-528-8601; fax: 323-436-3660; www.panasonic.com/broadcast

Booth L7020 Circle (540) on Free Info Card

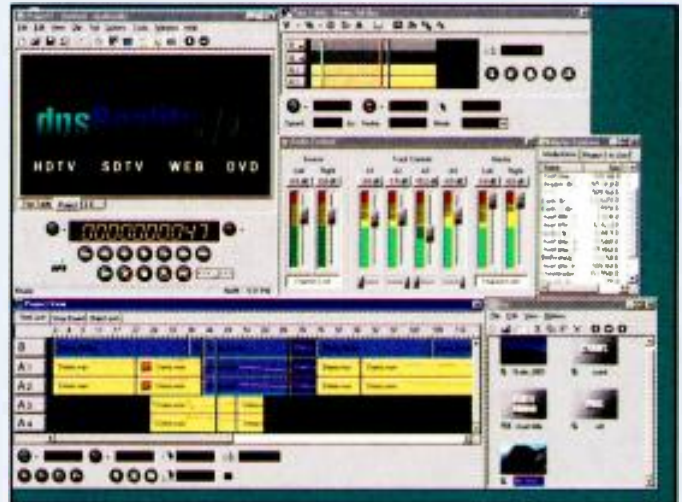
NEWSROOM SYSTEM

Leitch NewsFlash II;

Nonlinear editor is fully integrated with Leitch's VR Technology servers; display included BrowseCutter journalist workstation and access to archival media via DVD archiving; newsroom integration is complete from news service to scalable playout transmission server systems.

800-231-9673; fax: 757-548-4088; www.leitch.com

Booth: L8620 Circle (541) on Free Info Card



VIDEO EDITING SYSTEMS

DPS Digital Processing System dpsReality HD:

Allows users to create productions in HD and SD, as well as for DVD and Internet distribution; system allows transitions and effects to be previewed in real-time to the VGA screen or any SD monitor capable of 16:9.

800-775-3314; 859-371-5533; fax: 859-371-3729; www.dps.com

Booth: M9732 Circle (542) on Free Info Card

EDITING PLATFORM

Quantel iQ:

Platform offers tools for content creation, including multiresolution HD editing, networked worksharing and processing of third-party applications and plug-ins.

203-656-3100; fax: 203-656-3459; www.quantel.com

Booth: L11520 Circle (543) on Free Info Card

INFRASTRUCTURE SOLUTIONS

Discreet Logic backdraft:

Bring together effects, editing, animation and media asset management to leverage new collaborative methods; newest release offers new telecine interconnectivity and facilitates the film transfer and color correction process between telecine suites and Discreet's effects systems inferno, flame and flint.

800-869-3504; 514-272-0525; fax: 800-305-6442; www.discreet.com

Booth: S4100 Circle (544) on Free Info Card



DIGITAL DOUBLE COVERAGE.

From breaking news to the Inauguration, broadcasters around the world are using NEC Digital Microwave Link (DML) systems to re-define live television coverage.

Freed from the limitations of analog technology, DML crews keep the focus on moving images with fast setup and high quality feeds from almost any location.

Now NEC introduces Spectrum Stretch for DML: **two** digital microwave feeds on the **same** channel, at the **same** time, from trucks in **different** locations.

Visit **Booth L-6043** at **NAB 2001** for a live demo of DML with Spectrum Stretch, or contact NEC Broadcast at (888)383-4DTV, or sales@necbroadcast.com.

CodeRunner digital radios for Spectrum Stretch demo, courtesy of MRC Broadcast, Booth L-6420

© 2001 NEC America, Inc.

Circle (212) on Free Info Card

Imagination
Solutions.

NEC

NONLINEAR EDITING SOLUTION

Incite Multimedia Editor:

Enhancing its ability to deliver multiple layers of real-time video effects, unique hybrid editing tools and strong SAN performance, Incite adds support for Windows 2000, 1394 capturing and printing, and integration with more Matrox hardware: the Digisuite LS and MAX option; has also added new capturing tools to compliment its batch capturing and consolidate clip features.

800-64 1-7322; www.inciteonline.com

Booth S3572 Circle (545) on Free Info Card



NONLINEAR EDITING SUITE

FAST Sales US silver:

Offers MPEG-2 I-frame compression, with an uncompressed option available; edit in real time, with exceptionally fast background rendering, add the InTime Option to further enhance speed; customizable user profiles, keyboard and interface; unlimited number of video, graphic and audio layers; next-generation flexibility provides the capability to work with multiple digital and analog formats, including SDI, DV, YUV, composite and YC.

800-249-FAST; www.fastsalesus.com

Booth S4817 Circle (546) on Free Info Card

DVCAM FIELD EDITING RECORDER

Sony DSR-70A:

Enhanced revision of DSR-70 DVCAM field editing recorder/player; provides full range of analog and digital interfaces, as well as a search dial function and a built-in 6.4-inch VGA LCD screen; also features playback compatibility with DV family formats (25Mb/s) including consumer DV and DVCPRO; DVCAM format uses eight-bit digital component recording with a 5:1 compression ratio and sampling rate of 4:1:1.

800-686-SONY; 201-930-1000; fax:

201-930-4752;

www.sony.com/professional

Booth: L11600

Circle (547) on Free Info Card



NONLINEAR EDITING SYSTEMS

Sony XPR1 SD/XPR1 HD:

Provide SD to HD migration solutions with HD 1080-24p universal mastering; offers real-time native MPEG IMX 50Mb/s and HDCAM I/O for storage capacity; systems share the same software and hardware platform/interface; features include support for SD PAL, NTSC and HD 1080-50i/60i/24 signals, as well as external control panels, which provide a linear feel to transport, audio, effects and media parameter manipulation.

800-686-SONY; 201-930-1000; fax: 201-930-4752;

www.sony.com/professional

Booth: L11600 Circle (548) on Free Info Card

production
switchers, video
effects, keyers



HD VIDEO PLATFORM

Chyron Duet HD:

Also available as a standard definition system, this platform supports 56 simultaneous, full bandwidth video streams along with an object-oriented 2D/3D graphics engine that is scalable to support all DTV/HDTV resolutions and scan rates; also features the Chyron Abstraction Layer (CAL), a network interface API that provides hardware independence and a high-level programming environment for development of third party applications to interact with Chyron hardware platforms

631-845-2000; fax 631-845-3867;

www.chyron.com

Booth I6631 and L12300 Circle (549) on Free Info Card





REAL-TIME HD CHROMAMATTE SYSTEM

Intelligent Paradigm Primatte Explorer RT/HD:

HD native product allows production and post production matting to be accomplished in real-time; software is based on IMAGICA's research and development in blue screen matting processes and color processing; core is the Video Explorer 2 video processing system.

408-725-3810; fax: 408-725-3819; www.intelligentparadigm.com.

Booth: S3449

Circle (550) on Free Info Card

IMAGE PROCESSING TOOL

Digital Vision AGR-IV:

Grain and noise reduction system for film, videotape restoration and MPEG pre-processing; features advanced motion processing and adaptive 3D filters; system is based on the DVNR real-time processing engine; available in SD and HD formats.

888-914-5200; 310-914-5200; fax: 310-914-0011; www.digitalvision.se

Booth: L5250 Circle (551) on Free Info Card

HIGH DEFINITION INTERFACE/FRASTORE PCI CARD

AJA Video Systems HD-NTV

Features two channels of HD-SDI I/O; can key HD-Still from memory over live video, capture to print HD images, capture and output HD stills; offers mixer/keyer functions, split screen and genlock; offers Photoshop and PowerCG plug-ins

530-913-7767; 800-251-4224; www.aja.com

Booth: L10288 Circle (552) on Free Info Card

EFFECTS SYSTEM

Discreet Logic 3dsmax 4:

New effects system features stable and predictable history independent IK solver, revolutionary skinning tools and render elements, which offer integration with combustion; advanced dynamics solver plug-in available

800-869-3504; 514-272-0525; fax: 800-305-6442; www.discreet.com

Booth: S4100 Circle (553) on Free Info Card



MIXING, BRANDING AND EFFECTS SYSTEM

OxTel Imagestore:

New configuration of the Imagestore master control and channel branding system; features Easytext automated CG and the Squeezy DVE; multiple units can be used together for enhanced output.

877-440XTEL; fax: 973-683-1157; www.oxtel.com

Booth: 147 Circle (554) on Free Info Card

SANIX®

new concept
"Capacitive-Discharge"

800Hz PULSE GENERATION

BULK ERASERS

FAST

COMPACT

EFFICIENT

RELIABLY ERASE

METAL TAPES

All Models operate on 117V at 3 Amp.
24 hour continuous duty, no heat build-up.



3800

For BETACAM SP
BETACAM SX
Digital BETACAM
MII, D3 S-M
HDCAM
VHS, Beta etc
1/2" w METAL · OXIDE



2500

For DVCPRO L-M
DVCAM
and
Ultra High Coersivity
METAL · OXIDE
MEDIA



8000



6000

For D2, D1 L-M
D3, D5 L-M
BETACAM etc.
3/4" w · 1/2" w
all cassette
Up to 1" w · 14" dia
reel type
METAL · OXIDE
MASTER ERASER

REQUEST FULL-LINE CATALOG

U.S.A. DISTRIBUTOR
RTI-RESEARCH TECHNOLOGY INT'L.
4700 CHASE AVENUE
LINCOLNWOOD, IL 60712-1689 U.S.A.
PHONE: 847-677-3000
FAX : 847-677-1311

SANIX CORPORATION
TOKYO, JAPAN FAX: 81-3-3702-9654

Circle (213) on Free Info Card

DIGITAL VIDEO EFFECTS SYSTEM

Accom Abekas Dveous/HD:

New high-definition system features identical control interface to the industry standard Dveous; will be available as an upgrade to existing Dveous Systems; will have an identical feature set to the Dveous; can be configured as a single twin or dual twin channel system.

650-328-3818; fax: 650-327-2511; www.accom.com

Booth: S4806 Circle (555) on Free Info Card



DIGITAL VIDEO SWITCHERS

e-StudioLive ECHOlab5000

SuperSwitcher series:

Series includes three new models and two new options, DV and Webcasting; feature an integrated NT workstation and control panel; Webcasting option streams switcher's output to the Internet; switchers feature illuminated source names, reassignable inputs, 2.5M/Es with full re-entry and six keyers.

978-250-3334; fax: 978-250-3335; www.e-studiolive.com

Booth: L11645 Circle (556) on Free Info Card

MASTER CONTROL SOLUTION

Pinnacle Systems DekoCast:

Features integrated CG, DVEs, 24-track audio mixer and two-channel video and audio clip server; two live video inputs, any video clip and individual graphic objects can be independently and simultaneously controlled by the DVE; audio controls include 24-input patch control and attenuation functions.

650-526-1600; fax: 650-526-1601; www.pinnaclesys.com

Booth: L11327 Circle (557) on Free Info Card

REAL-TIME 3D EFFECTS GENERATOR

Inscriber Technology CG-FX

Post-production tool for live-to-air broadcast incorporates a broadcast-quality CG, real-time motion effects, alpha-aware logo creation, an event sequencer and a timesaving template utility; real-time 3D effects including twists, curls and shatters.

800-363-3400; 519-570-9111; fax: 519-570-9140; www.inscriber.com

Booth S4832 Circle (558) on Free Info Card

RENDERING APPLIANCE

Advanced Rendering Technology RenderPipe for Maya interface:

Integrates RenderDrive rendering appliances into Alias/Wavefront's modeling and animation application; available for WindowsNT; Linux and Irix platforms.

650-254-7610; fax 650-254-7615; www.art-render.com

Booth S4169 Circle (559) on Free Info Card



HIGH-OCTANE WORKSTATION

Silicon Graphics Octane2 Visual Workstation:

New option for the Octane2 supports HD and SD video I/O; features uncompressed HD eight-bit RGB 4:4:4 option will be bundled with Octane2, Vpro V12 graphics and Video Breakout Box.

650-960-1980; 800-800-7441 fax: 650-933-0819; www.sgi.com/go/broadband

Booth: S4132 Circle (560) on Free Info Card



WINDOWS-BASED STILL STORE

AVS StillBank:

PC-based system will be shipped as a complete solution, including PC, output card and software; produces full broadcast-quality (32-bit) pictures in bitmap format; compositing is performed in real time and image importation is possible; offers an In and Out GPI trigger to be used with Manuscript 2000 Series CGs.

801-975-9799; fax: 801-975-0970; www.avsgmedia.com

Booth 12234 Circle (561) on Free Info Card

FAMILY VALUES

An Entire Family of Solutions for Aural and Video Demodulation

The head of the family is the remarkable...



msi 320 Precision Video Demodulator for NTSC.

Simple, reliable and easy to use, it comes with a guarantee of support until the last analog station goes off the air. It is also available with a family of accessories designed to solve the kinds of problems you face every day.

Accurate BTSC stereo measurements



The **SRD-1** connects to the **msi 320** to offer the only traceably calibrated stereo standard available. It provides Left & Right or Sum & Difference in either BTSC or Equivalent Mode, with or without pre-emphasis.

Automatic calibration with Tektronix™ 751 Modulation Monitor




The **msi 751** Interface used with the **msi 320** is the only combination available that lets you take advantage of the automatic calibration feature of the 751 Modulation Monitor.

An easy-to-read Modulation Metering Panel



Total modulation meter and peak flasher of Model **TVMM-1** autorange so the definition of 100% modulation is always correct regardless of the combination of BTSC signals in use. It provides convenient front panel meter indications of Total Modulation, SAP, PRO and Pilot Injection.

RF Preamp provides additional gain for distant reception



Model **msi 100** is an RF preamplifier for optimum reception of a distant signal. It is available with an optional 10 MHz on-channel filter to provide the ultimate in low intermod performance permitting reception of a distant signal even when a powerful transmitter is nearby.

Carrier Failure Alarm



NAB BOOTH# L4416


Model **CF 320** provides a contact closure on loss of signal

But don't just take our word for it. Find out for yourself why a growing family of satisfied users agrees that the **msi 320** is the best value available today.

Contact Modulation Sciences, Inc., 12A World's Fair Drive, Somerset, NJ 08873.

Phone: 732-302-3090. Fax: 732-302-0206.

Or visit our website at <http://www.modsci.com> E-mail: sales@modsci.com



Circle (214) on Free Info Card

studio, facility support



SDI SAFE AREA GENERATOR

Broadcast Video Systems (BVS) DSA-100:

Inserts any combination of 4:3, 16:9, 14:9 safe title, safe action, center cross into SDI picture; displays letterbox, side panels and stores 10 user-defined patterns.

905-764-1584; fax: 905-764-7438; www.bvs.ca

Booth 8923 Circle (577) on Free Info Card

DV/IEEE-1394 INTERFACES

Miranda DV-Bridge series:

Bi-directional video+audio to DV on IEEE-1394 converters; new models in the series provide support for machine control and timecode support while another model provides analog video interfaces.

514-333-1772; fax: 514-333-9828; www.miranda.com

Booth: L8632 Circle (578) on Free Info Card

REMOTE MONITORING, DIAGNOSTIC SOFTWARE

Grass Valley Group NetCentral:

SNMP-based software's feature set includes Internet access, schedule-based notification and predictive failure analysis; the application's design allows device types to be supported as plug-ins to a common NetCentral application network GVG plans to extend that support to its next-gen servers, production switchers, routers and modular gear.

800-824-5127; fax: 530-487-3755; www.grassvalleygroup.com

Booth L10409 Circle (579) on Free Info Card

MULTI-IMAGE MONITOR WALL SOLUTION

Miranda Kaleido G2:

New software version offers improved graphical treatment, multiple undermonitor IDs per window, countdown timers and advanced status and alarm reporting.

514-333-1772; fax: 514-333-9828; www.miranda.com

Booth: L8632 Circle (580) on Free Info Card



CONSOLES

Forecast Consoles Image Master Edit Consoles:

Pre-engineered for nonlinear, multimedia and graphics applications.

800-735-2070; fax: 631-253-0277; www.forecast-consoles.com

Booth: M7929 Circle (581) on Free Info Card

SHARED STORAGE SOLUTION

Accom AFFINITY/san

Solution for facilities with a need for more than one non-linear edit suite; offers real-time, simultaneous high-bandwidth access for multiple users; works in an environment where several non-linear editing systems, Windows NT graphic workstations and audio suites share footage and files at the same time.

650-328-3818; fax: 650-327-2511; www.accom.com

Booth: S4806 Circle (582) on Free Info Card



CONFIDENCE MONITORS

Data Check Six Pack Series 26000 monitors:

Allows viewing of six independent serial digital or composite signals using a backlit 2.5-inch LCD display in 2RU; displays are mounted in an adjustable vertical tilt panel; unit offers front panel controls for color, brightness, contrast, selectable blue field and color kill on/off modes, as well as an LED tally light; hot-swappable modules and custom configurations are available.

619-578-0101; fax: 619-578-9215; www.datacheck.com

Booth: L9886 Circle (583) on Free Info Card

Everybody Wants **More**

Everybody is clamoring for more content, more choices and more bandwidth. When the pressure is on, programmers, broadcasters and service providers need the versatility delivered by PowerVu® digital content distribution systems.

More Content. Develop customized, targeted programming lineups for any market.

More Bandwidth. Squeeze more channels into your bandwidth.

More Choices. Launch a made-to-order interactive solutions with versatile encoders, receivers and multiplexers, plus our Explorer® digital set-tops.

We know digital and how to deliver it. Wherever you operate in the content distribution chain, when your customers want more, you can deliver with PowerVu digital.



PowerVu Receiver



PowerVu Multiplexer



PowerVu Encoder

And **PowerVu**
Delivers

Want **MORE?**

See PowerVu at NAB Booth S4142

Call 770.236.6190

www.scientificatlanta.com



**Scientific
Atlanta**

Bringing the Interactive
Experience Home™

Circle (217) on Free Info Card

MULTIFORMAT STREAM BRIDGE

Sony MSB-2000:

Provides a bridge between devices supporting SDTI, SDI and DVB-ASI interfaces, including MPEG VTRs and A/V servers; features varied control protocol support for flexible network operation; control panel with LCD display enables quick configuration of equipment to accommodate different field installations.

800-686-SONY; 201-930-1000; fax: 201-930-4752;

www.sony.com/professional

Booth: L11600 Circle (584) on Free Info Card



VIDEOSCOPE FIELD MONITOR

Aspen Electronics VS-100:

New color monitor with TFT 4-inch active matrix LCD technology; features built-in battery compartment, audio amplifier, external four-pin XLR power input and universal video inputs, as well as an industry-standard BNC video input; system is NTSC and PAL compatible, with 234x480 resolution; universal mount system allows the unit to become a studio viewfinder.

714-379-2515; fax: 714-379-2517; www.aspenelectronics.com

Booth: L329 Circle (585) on Free Info Card



QUAD-SPLIT DISPLAY PROCESSOR

Miranda Tango:

High-quality quad-display processor with many of the enriched display features of the Kaleido; can display up to four images at full resolution in a single computer display.

514-333-1772; fax: 514-333-9828; www.miranda.com

Booth: L8632 Circle (586) on Free Info Card

TEST GENERATORS

Horita SVS-50:

Self-contained video system outputs standby full/SMPTE color bars with a source ID video overlay whenever a loss of normal video is detected; video overlay can be up to nine lines of 20 characters each and can include a time and date display.

949-489-0240; fax: 949-489-0242; www.horita.com

Booth L9773 Circle (587) on Free Info Card

DISTRIBUTION AMPLIFIERS

Evertz 7700DA10/7700ADA:

Amplifiers allow for distribution of SMPTE 259M serial digital signals; feature one auto-equalized input with four reclocked outputs; the 7700DA10 is designed primarily as a re-clocking SMPTE 259M DA, but can also be used for SMPTE 310 or DVB-ASI signals.

905-335-3700; fax: 905-335-3573; www.evertz.com

Booth: L12146 Circle (588) on Free Info Card

INTERCONNECTIVITY PRODUCTS

Geffen ex-extend-it ADC-100S/R:

Extends DVI and ADC connection monitor signals up to 330 ft from a computer equipped with appropriate video cards; extension, fiber optics and CAT-5 cables may be used for the extension.

800-545-6900; www.gefen.com

Booth M9339 Circle (589) on Free Info Card



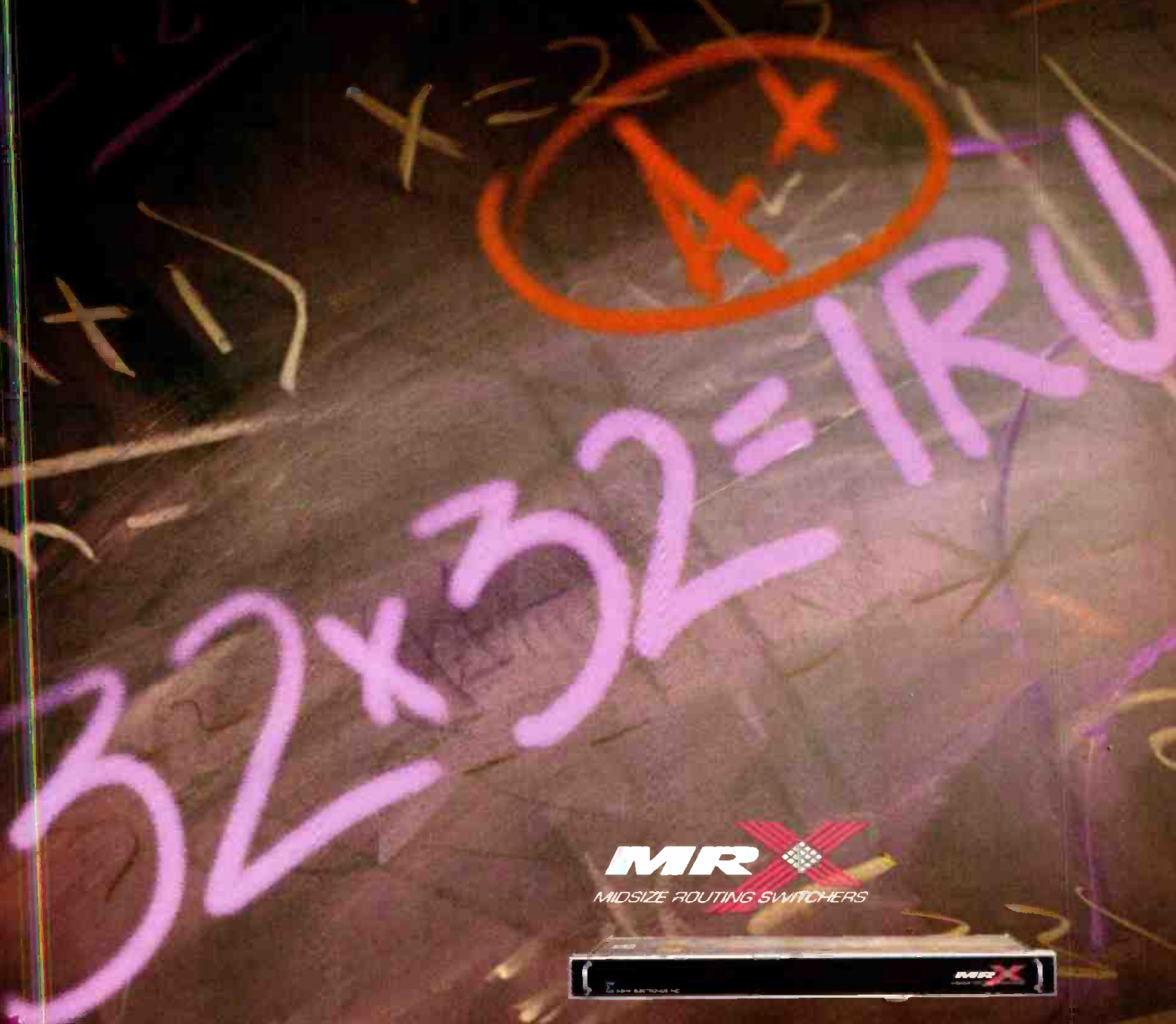
DISTRIBUTION AMPLIFIER

Multidyne VAGC-100:

Automatically maintains video level at 1V peak to peak with 100 IRE maximum luminance peak; provides automatic flatness equalization for more than 3500ft of Belden 8281 and more than 3000ft of RG59U with ± 0.5 db at 5MHz.

800-4TV-TEST; fax: 516-671-3362; www.multidyne.com

Booth 5055 Circle (590) on Free Info Card



MRX
MIDSIZE ROUTING SWITCHERS



MRX™ by Sigma. 32 x 32 = 1 RU, the formula for compact routing.

Sigma Electronics has done it again. Introducing the new MRX Series™ of compact routing switchers. Only one rack unit high – perfect when space is at a premium. And, with specifications that meet the most critical applications.

Add levels and functions as required. Need a channel of audio? ...add a 1 RU, 32 x 32 frame. The MRX™ can switch eight control levels.

A variety of control panels including alphanumeric are available. For computer control via RS232/RS-422, check out our new SigMatriX™ software.

MRX™, the new formula for midsize compact routing switchers. As an added benefit, all components are covered by Sigma's 5-Year Parts & Labor Warranty.

Contact us now for product information or to locate your nearest Sigma dealer.

See us at NAB Booth #L12639

- 
Distribution
- 
Switching
- 
Timing
- 
Encoding
Decoding
- 
Digital
- 
Transcoding



SIGMA ELECTRONICS INC.
www.sigmaelectronics.com
1184 Enterprise Road
PO Box 448
East Petersburg PA 17520-0448
(717)569-2681 TELEPHONE
(717)569-4056 FAX



SERIAL DIGITAL/COMPOSITE VIDEO AND AUDIO MONITOR

Magni Systems SDM-560M:

Provides efficient monitoring of 601, composite video/audio; features routable displays, embedded audio decoding and metering, auto measurement, alarming, reporting and complete remote control.

800-237-5964; fax: 503-615-1999; www.magnisystems.com

Booth L11373 Circle (591) on Free Info Card



SERIAL DIGITAL TEST GENERATOR

Evertz Microsystems 7750TG2-HD:

Provides a continuous 4:2:2 black signal on two outputs in single link mode; two other outputs provide whichever test signal has been selected; dual link mode, the generator provides 4:4:4 test signals; four channels of embedded audio.

905-335-3700; fax: 905-335-3573; www.evertz.com

Booth L12146 Circle (592) on Free Info Card

BROADCAST VIDEO MARKER

Boeckeler Instruments Pointmaker PVI 64:

Generates an SDI key signal from any markings made by the presenter, after which a broadcast switcher cuts the SDI video and fills the marked area with a generated color matte; provides marking and drawing features during live broadcasts, including sports, weather and news for marking of details in complex images.

520-745-0001; fax: 520-745-0004; www.boeckeler.com

Booth M7460 Circle (593) on Free Info Card



CABLE REELS

Hannay Reels AV-1 Series:

Specifically designed for broadcast, the AV-1 series features welded channels for stacking that promotes maximum transport and storage efficiency; a removable side-mounted connector panel allows for complete customization of XLR and/or BNC connector patterns.

877-60-REELS; fax: 800-REELING; www.hannay.com

Booth E5321 Circle (594) on Free Info Card

TEST & MEASUREMENT SCOPES

Hamlet Video International Monitor Scope and Digi Scope:

Compact, low-power on-screen display, SDI analog video and audio signal monitor; Monitor Scope offers a built-in LCD display; both are capable of serial digital video analysis measurement and monitoring, and with additional options also handle component analog video, YcrCb, GBR, composite video and audio in embedded AES/EBU and analog formats.

+44 0500 625 525; fax: +44 1494 791 283; www.hamlet.co.uk

Booth L6130 Circle (595) on Free Info Card

LCD PRODUCTION MONITORS

Panasonic 10, 15 and 18-inch monitors:

Thin and lightweight, the new series are designed for HD, SD and computer applications; 18-inch version offers a 5:4 aspect ratio, 1280x1024 SXGA resolution, high brightness and a 170 degree viewing angle; displays 1080i, 720p, 480p and 480i.

800-528-8601; fax: 323-436-3660; www.panasonic.com/broadcast

Booth L7020 Circle (596) on Free Info Card

The World's Smallest Master Control Switcher!

You Just Know that People are Going to Talk.

The Ross CDK-111 is the worlds smallest digital master control switcher. A single D.A. sized card provides video mixing, a keyer with built in animated logo storage, frame synchronizers on every Input, full preview, a program bypass relay and an automation port.

In addition to master control applications, the CDK 111 is ideal as a mixer for digital edit suites, commercial insertion, flight packs, microwave trucks and as a Synergy production switcher DSK extension.

CDK
MICRO
MASTER
CONTROL

ROSS

Switchers, Keyers,
& Terminal Gear


Tel: (613) 652-4886 Fax: (613) 652-4425
solutions@rossvideo.com

www.rossvideo.com

NAB Booth
L11639

Circle (219) on Free Info Card

www.americanradiohistory.com



MODULAR SIGNAL PROCESSING SYSTEM

Axon Synapse:

System is high density, offering 18 cards in 4RU; offers flexible remote control capabilities, Ethernet-based remote control interface; is Internet enabled and receives updates of firmware through Internet connection; allows full monitoring of all parameters, audio level control and channel swapping.

+31 13511 6666; fax: +31 13 511 4151; www.axon.nl

Booth L1541 Circle (597) on Free Info Card



AUDIO/VIDEO MONITORING

Wohler VAMP-3 SDI:

Allows users to monitor audio and video from two selectable SDI digital and one composite analog video source; also includes four auxiliary AES inputs and eight analog audio inputs; features built-in 7-inch widescreen color LCD for confidence monitoring.

888-596-4537; 650-589-5676; fax: 650-589-1355; www.wohler.com

Booth: L6049, R2925 Circle (598) on Free Info Card

DIGITAL PROCESSING SYNCHRONIZER

Leitch DPS-475:

Multifunction analog/digital video synchronizer is a strong choice for broadcasters making their digital transition; available in video only and audio/video configuration, synchronizer provides an ideal bridge from analog video signals, such as satellite and microwave feeds, to digital production facilities

800-231-9673; fax: 757-548-4088; www.leitch.com

Booth: L8620 Circle (599) on Free Info Card



LCD MONITOR

Astro Systems DM-3000:

Bright LCD with either HS SDI or analog YpbPr I/F; 14 HD formats including 1080i, 720p, 24sf, 25, 30 supported; offers graticules overlay, gamma/brightness/contrast adjustment.

818-244-1806; fax: 818-244-1878; www.astro-systems.com

Booth L277 Circle (600) on Free Info Card

**TBCs, frame
syncs, conversion
equipment**

STAND-ALONE PRE-PROCESSOR

Snell & Wilcox HD Prefix:

Incorporates proprietary noise reduction algorithms to remove film grain and electronic noise prior to compression; system supports all current HD formats.

408-260-1000; fax: 408-260-2800; www.snellwilcox.com

Booth: L10428 Circle (601) on Free Info Card

BROADBAND ENCODING PLATFORM

Teranex StarStream:

Turnkey post-production encoding tool builds upon Starfront to encode at broadband speed, from 56K to T1/cable/DSL speeds; system integrates the pre-compression processor with the encoding PC and automates a majority of the encoding process; platform combines the high-end noise reduction filtering of the Starfront with Teranex's StreamConnect driver, which passes critical information to the encoding PC.

407-517-1086; fax: 407-517-1101; www.teranex.com

Booth: E4211 Circle (602) on Free Info Card



The expert TOUCH

NEXTORE Studio Server

Welcome to the realm of productivity

NEXTORE is more than just a multichannel DDR with user-adjustable compression up to Lossless quality.

For live production, it features advanced control by instant clip access systems and switchers.

In post-production and broadcast facilities, it is the ideal digitization and pre-editing platform. At the core of your Fibre Channel SANs, **NEXTORE** links Non-Linear Editing, 3D Modeling, Special Effects and Paint applications for full-time creation and optimal workflow.

For a demonstration, please contact us at: sales@thomsonbroad.com.

visit us at
NAB
booth number L9000



THOMSON BROADCAST
SYSTEMS
800 882-1824 • www.thomsonbroad.com

West Office
Los Angeles, California
Tel: (310) 479-1129

Midwest Office
Indianapolis, Indiana
Tel: (317) 587-4217

NY Metropolitan Office
Englewood, New Jersey
Tel: (201) 569-1650



SIGNAL INTEGRATION SYSTEM

Ensemble Designs Avenue:

Provides conversion, distribution, frame synchronization, routing and test signal generation for audio and video; features several new modules and frames.

530-478-1830; fax: 530-478-1832; www.ensembledesigns.com

Booth: L1455 Circle (603) on Free Info Card



TIMECODE GENERATOR

Brainstorm Electronics SR-3R:

Specifically designed timecode reader/generator repairs drop outs, reduces jitter and corrects timecode to phase align with video; housed in a small half-rack enclosure, its front panel features a large timecode reader and LEDs to identify format and video phase; can also be used as a timecode generator to create new code.

323-845-1155; fax: 323-245-1170; www.brainstormtime.com

Booth R2855 Circle (604) on Free Info Card

IMPULSE NOISE ELIMINATOR

Intelvideo INR2000:

Features multidimensional, intelligent adaptive logic to identify power line impulse noise and multidimensional video reconstruction circuits to generate the video needed to replace the impulse noise with no visible impairments.

203-348-9229; fax: 203-348-9266; www.intelvideo.com

Booth L8207 Circle (605) on Free Info Card



STANDARDS CONVERTER

Snell & Wilcox Mach 1:

Provides multiformat conversion with a new motion compensation technology, Motion Science; offers 10-bit serial digital and composite video inputs and outputs, in addition to providing aspect ratio conversion and linear conversion using 4-field and 4-line aperture.

408-260-1000; fax: 408-260-2800; www.snellwilcox.com.

Booth: L10428 Circle (606) on Free Info Card



DIGITAL PROCESSING AMPLIFIER

Hotronic Digital Proc Amp:

Provides strong video correction in non-ideal camera environments such as field news event recording; fully compatible with digital cameras to ensure correct video level, color saturation and hue when recording; automatically recognizes and accepts either NTSC or PAL serial video.

408-378-3883; fax: 408-378-3888; www.hotronics.com

Booth L9868 Circle (607) on Free Info Card

ASPECT RATIO CONVERTER

Snell & Wilcox ARC 20:20:

Offers input and output blanking to allow operators to clean the edges of a picture, for example, when 4:3 material is being displayed on a widescreen set; background color is fully selectable.

408-260-1000; fax: 408-260-2800; www.snellwilcox.com.

Booth: L10428 Circle (608) on Free Info Card

HD CONVERTER

Teranex Xantus:

Performs more than 50 different conversions, including support for DTV, standards conversion, HD standards conversion and 50Hz HD formats; use of the Video Computer platform enables combinations of functions to be run simultaneously.

407-517-1086; fax: 407-517-1101; www.teranex.com

Booth: E4211 Circle (609) on Free Info Card

“WITH AYSIS AIR, WE CAN
MIGRATE TO DIGITAL WITH
A PROVEN, GREAT-SOUNDING
AND POWERFUL PLATFORM.”

MOBILE DIGITAL PRODUCTION

The Aysis Air digital broadcast console,
now also available in a reduced size version
- Aysis Air Mobile - incorporates:

- Up to 96 channels and 48 clean feeds
- A freelance-friendly, knob-per-function control surface; get it right first time
- Rapid and powerful project management for fast setup on location
- Instant snapshot reset of any or all channel parameters
- 5.1 surround with simultaneous stereo and mono mixing
- Fiber-optic remote mic amps option
- An integral router for multiple resource sharing
- New RIO Grande option provides additional 192 analog and 96 digital I/Os

Contact SSL for a demonstration, and discover why over 50 Aysis Air digital broadcast consoles are in service throughout the world.



“When we were building our new remote truck we chose the Aysis Air Mobile, based on the dependable, high profile event experiences that other broadcasters are having with their consoles. Remember, in a live situation there’s no second chance on an event—no take two. When building a truck it’s important to design into it considerations for both today’s business and for future expansion. Aysis Air keeps us prepared for any eventuality that may come along, and has proved very reliable and stable for live broadcasting.”

SHAWN O’SHEA, DIRECTOR OF ENGINEERING AND OPERATIONS,
SOUTHWEST TELEVISION (SWTV) • A DIVISION OF CORE DIGITAL TECHNOLOGIES



Solid State Logic

INTERNATIONAL HEADQUARTERS

Begbroke Oxford OX5 1RU England Tel: +44 (0)1865 842300 Fax: +44 (0)1865 842118
Email: sales@solid-state-logic.com www.solid-state-logic.com

Circle (221) on Free Info Card

NEW YORK	LOS ANGELES	TOKYO	PARIS	MILAN	TORONTO	SINGAPORE
+1 (212) 315 1111	+1 (310) 323 463 4444	+81 (0)3 5474 1144	+33 (0)1 3460 4666	+39 039 2328 094	+1 (416) 905 655 7792	+65 (0)438 2272

www.americanradiohistory.com


MPEG FILE ANALYSIS SOFTWARE

Snell & Wilcox Mosalina:

Running on Windows '95, '98 or NT computers, Mosalina works faster than real-time to analyze standard definition MPEG video (high definition video analysis is also available); the software is available in Basic, Advanced and Expert versions; provides automated quality assurance during all phases of video production, including creative DVD authoring, streaming, post production, broadcast and archiving.

408-260-1000; fax: 408-260-2800; www.snellwilcox.com.

Booth: L10428 Circle (610) on Free Info Card



PORTABLE DOWNCONVERTERS

YEM HDC-2000 and HDC-3000 HD

HDC-2000 converts from HD analog signals to SD-SDI 4:2:2 signals and SD analog composite signals; output is 1080/25 (sF) in PAL and NTSC; features include 2:3 pulldown processing at p (sF) input and squeeze, letterbox, edge crop aspect ratio conversion modes; the HDC-3000 is exclusively for digital signal conversions: HD-SDI to SD-SDI 4:2:2 and HD SDI; both units respond to four input signal formats: 1080/23.976p (sF), 1080/29.97p (sF), 1080/59.92i and 1080/25.00 (sF).

310-544-9343; fax: 310-544-9363; www.yem.com

Booth: L340 Circle (611) on Free Info Card

SOFTWARE-BASED ENCODER

MedioStream MediaPro:

MPEG-2 encoding system provides digital only input from either IEEE 1394 (Firewire) or 10/100base T Ethernet; upgrades will soon be available to allow the real-time transcoding of MPEG-2 encoded content to popular video streaming formats such as windows Media, Real G2 and Quicktime.

408-452-5500; fax: 408-452-5522; www.mediostream.com

Booth: E5845 Circle (612) on Free Info Card

SCAN CONVERTER

RGB Spectrum RGB/VideoLink 1690:

Accepts inputs up to 1600x1200 resolution and outputs NTSC/PAL composite video, S-Video or component analog video; SMPTE 259M digital output is available as an option; processing circuitry eliminates interlace flicker and offers zoom, autosync and multiple levels of flicker filtering.

510-814-7000; fax: 510-814-7026; www.rgb.com

Booth: M8350 Circle (614) on Free Info Card

HIGH-DEFINITION DECODERS

Vela CineCast HD/1 and CineCast HD/2:

Single and dual-channel SCSI-based high-definition 4:2:0 MPEG-2 decoders support all 18 ATSC formats, including standard HDTV resolutions; decode DVB and ARIB compliant transport streams, receiving command and media data through an Ultra SCSI-2 LVDS interface; systems also provide dual-channel stereo decoding of MPEG layer audio, Dolby Digital (AC-3) or AAC audio.

727-507-5300; fax: 727-507-5311; www.ve-la.com

Booth: L346, M8329 Circle (613) on Free Info Card



COMPUTER TO VIDEO SCAN CONVERTER

Extron VSC 75:

Uses exclusive digital processing to convert high-resolution computer video images from as high as 1280x1024 at 60Hz down to NTSC or PAL video for use in video recording, video conferencing or viewing applications; offers an internal color bar generator, two user-selectable levels of vertical filtering, extensive picture adjustment controls, RS-232 control and a rack-mountable enclosure.

800-633-9876; 714-491-1517; www.extron.com

Booth: M7936 Circle (615) on Free Info Card

Helping broadcasters reach new heights.

Broadcasters today need dependable, cost-effective ways to meet new challenges. Spectrasite Broadcast Group delivers industry-leading technical skills in tower infrastructure. The best-known names in towers are part of the SpectraSite team.

Stainless Towers

Stainless engineering draws on decades of worldwide experience. Half of the tall towers in the U.S. are Stainless. The result is tower designs that perform as expected without costly delays.

Doty Moore

More than half the DTV antenna systems on-air today were installed by Doty Moore, a name that means competence and safety in large-scale tower construction and modification projects.

Analysis and Modification

SpectraSite Broadcast Group has a large staff of highly skilled structural engineers to analyze towers. In some cases, modification of a tower is a better solution. In this highly specialized work, we are the industry leaders.



SpectraSite
Broadcast Group

5601 N. MacArthur Blvd.
Suite 100

Irving, Texas • 75038
972.550.9500

www.spectrasite.com

See us at NAB Booth #L12611

Circle (222) on Free Info Card

DIGITAL CONVERTER

Vistek V1667:

Modular analog to digital converter decodes NTSC/PAL to SDI; offers the features of the V1663 in a 12-bit environment; works with the 1668 encoder, it allows users to cascade conversion to accommodate analog.

+44 1628 531221; fax: +44 1628 5309 80; www.vistek.co.uk

Booth: L9064 Circle (616) on Free Info Card



DIGITAL CINEMA PLAYER

Avica FilmStore:

Employs Avica's Digital Media Platform featuring compression and encryption independent hardware and software; can be used as a standalone playback device or in a server configuration; load-in, playlist creation, management and maintenance functions, including disk drive replacement can all be accomplished without interrupting playback.

800-706-0077; fax: 310-450-5353; www.avitech.com

Booth S3869 Circle (617) on Free Info Card

test &
measurement

TEST AND MEASUREMENT SYSTEM

Videotek VTM-200:

New version of multiformat on-screen monitor includes composite display output; allows users to monitor and measure 601 and ES digital and composite analog (NTSC or PAL) video and audio signals; output display includes video picture, waveform, vector or optional audio.

800-800-5719; 610-327-2292; fax: 610-327-9295; www.videotek.com

Booth: L9622 Circle (618) on Free Info Card

STREAM MONITORING AND ANALYSIS SYSTEM

Triveni Digital StreamScope MT-20:

Allows users to monitor, measure, record and analyze properties of an ATSC DTV broadcast stream using a graphical interface.

609-716-3505; fax: 609-716-3503; www.TriveniDigital.com

Booth: L3349 Circle (619) on Free Info Card



DIGITAL BROADCAST FIELD INSTRUMENT

Acterna DTS-100

Offers extensive, real-time analysis and capture in an easily portable package; developed for in-field analysis of MPEG-2 DVB/ATSC transport streams; runs from a small, lightweight box that connects to a laptop computer via the PCMCIA interface; standard and advanced variations tailor the product to meet the specific requirements of the user.

858-715-7073; fax: 858-627-0146; www.acterna.com

Booth: L671 Circle (620) on Free Info Card



HD/SDI WAVEFORM/ VECTORSCOPE MONITOR

Leader Instruments LV 5170D:

Multiformat unit with dual CRTs features the ability to handle 14 HDTV formats, as well as optional D1 SDI and 480p analog; also features automatic format selection and colorimetry for selected system; offers detection and logging of video, audio, ancillary and color gamut errors, along with selectable alarms.

800-645-5104; 714-527-9300; fax: 714-527-7490; www.leaderusa.com

Booth: L8777 Circle (621) on Free Info Card



Flip Out.

Flip (verb): To encode and deliver media.

Finally, it's easy.

**FlipFactory automatically
flips streaming media.**

Introducing FlipFactory—the quick, powerful and scalable way to flip. Now you can transcode source video into multiple streaming formats and bit rates, and send it to streaming servers, web servers, distribution networks and individual mailboxes—automatically.

- No more tedious manual processing.
- No more expensive, inconvenient outsourcing.
- Runs on your favorite Windows™ server.
- Virtually anything in. Streaming media out.

simply smart.

FlipFactory is part of Telestream's family of
Flipware™ solutions: smart, simple media
encoding and delivery.

877 257 6245 toll free

See us at NAB
Sands Booth I-7242



FlipFactory™

VIDEO SIGNAL GENERATORS

Tektronix TG700:

Multiformat test signal platform with HD module; provides quality test signals in all major TV formats to measure and maintain performance of signal paths; generates up to 1.485Gb/s serial digital tests signals for 1080 at 24p, 1080i and 720p at 50Hz, 59.94Hz and 60Hz, and 1080 at 48 segmented frames.

800-835-9433; 503-627-7111; fax: 503-222-1542; www.tektronix.com

Booth: L9534 Circle (622) on Free Info Card

SIGNAL QUALITY MANAGER SYSTEM

Videotek SQM:

Multiformat audio/video system offers custom configuration and interface flexibility; input cards measure and analyze video and audio from multiple sources including composite analog video, serial digital video, analog and AES/EBU audio, MPEG and all HD formats; instantly reports errors to a master control point; system offers real-time alarms with logging.

800-800-5719; 610-327-2292; fax: 610-327-9295; www.videotek.com

Booth: L9622 Circle (623) on Free Info Card



TRANSMISSION MONITORING PRODUCTS

Adherent AD974

Designed to be flexible and scaleable with the capability of monitoring up to eight streams in a 4U package; a web-based Graphical User Interface enables the status of the broadcast to be monitored from anywhere in the world

+44 (0) 1223 20070; fax: +44 (0) 1223 20070; www.adherent.com

Booth: L417 Circle (624) on Free Info Card

AUDIO DEVICE TESTER

ASACA/Shibasoku AM70A Analyzer:

Audio analyzer can deliver test results in less than 100ms; provides precise measurements of a broad range of audio signal output characteristics (signal level, distortion etc) for all types of audio devices.

303-278-1111; fax: 303-278-0303; www.asaca.com

Booth 8333 Circle (625) on Free Info Card

TEST CHART

DSC Laboratories CamAlign Maxi test chart:

Precise patterns enable users to optimize the performance of broadcast and professional video cameras; can be used to evaluate and service video cameras in operations, studio and field applications; patterns include standard crossed grayscale, vector colors, hyperbolics, multi-bursts, flare and monitor resolution tests; charts measure 40"x24" or 36"x24"; available in combined 16:9/4:3 formats respectively.

800-267-5227; 905-673-3211; fax: 905-673-0929; www.dsclabs.com

Booth: L7586 Circle (626) on Free Info Card



TEST AND MEASUREMENT EQUIPMENT

Videotek STM-350:

Allows users to monitor multiple transmitter sites and multiple stations from a central location; provides full confidence video and audio streaming for live motion image and stereo audio from Videotek's VTM-300 and VTM400HD systems; offers increased ability to view real-time waveforms, vector, video and audio displays using standard LAN, WAN or Internet connections.

610-327-2292; fax: 610-327-9295; www.videotek.com

Booth: L9622 Circle (627) on Free Info Card



AUDIO-TO-VIDEO DELAY CORRECTOR

Tektronix AVDC100:


Provides in-service monitoring and correction of A/V delay errors that occur during compression or other processing; allows user to reliably deliver video of definable quality; uses digital watermarking technology to embed audio time reference signals into video programming near the point of audio/video content creation, so lip-sync error can later be detected and corrected by analyzing the watermark later in the distribution chain and corrected by adjusting the audio delay.

800-835-9433; 503-627-7111; fax: 503-222-1542; www.tektronix.com

Booth: L9534 Circle (628) on Free Info Card

bro adca st
solutions

WORLDWIDE



ROHN
Industries, Inc.

Phone: 309.697.4400 • Fax: 309.633.2695

The new face on the horizon, ROHN 2000'.
As the demands of the broadcast industry
soar to unprecedented heights, ROHN
responds by creating new solutions designed for
the digital age. Since 1948 ROHN has understood
the special requirements of the communications
industry, and now we're building on that heritage
to include customized tower solutions up to 2000'.

We have the people, tools and experience.

Let us show you the possibilities.

www.rohnnet.com

Circle (224) on Free Info Card

TEST AND MEASUREMENT SYSTEM

Videotek VTM-330E:

Eye Pattern Display is now on screen simultaneously with waveform, vector, audio, alarms and picture; features new Gamut display for encoded and RGB Gamut limit indications; accepts two composite analog inputs, either NTSC or PAL, with the second composite input configurable as a single CAV input; other features include closed caption detection and decoding with on-screen display and display of input signal strengths.

800-800-5719; 610-327-2292; fax: 610-327-9295; www.videotek.com

Booth: L9622 Circle (629) on Free Info Card

TV transmitters

HIGH-POWER BROADCAST TUBE

Litton Electronic Devices L-4299

Constant Efficiency Amplifier:

Next-gen high-power tubes for UHF; operates at peak powers up to 120kW, offers high efficiency in comparison to standard IOT when operated in digital services.

800-861-1UHF; fax: 570-326-2903;

www.littonedd.com

Booth: L6119 Circle (630) on Free Info Card



DATACASTING SERVICES

Harris Corporation Push and Interactive Services:

Demonstrations will be given for unidirectional push services that enable broadcasters to deliver Internet content to personal computers equipped with RF cards or personal storage devices in the home, as well as interactive TV services that enable the viewer to access data directly from the TV set by activating an icon on the screen.

800-622-0022; fax: 513-459-3890; www.harris.com

Booth L5023 Circle (631) on Free Info Card

ANTENNA

Dielectric dualband antenna:

Allows a combination of UHF and high band VHF into one common pylon antenna; can be used to combine NTSC and DTV signals into one antenna; designed to fit in the aperture limitations of the existing NTSC antenna for simple DTV transition.

800-341-9678; 207-655-4555; fax: 207-655-7120; www.dielectric.com

Booth: L9539, R2341 Circle (632) on Free Info Card

STEREO RECEIVER

Modulation Sciences Stereo/SAP Receiver:

Simultaneously recovers both the main channel stereo program and the SAP channel; each audio output is balance line level signal; tunes channels 2 through 69 and decodes any DTMF signal added to the SAP channel.

800-826-2603; fax: 732-302-0206; www.modsci.com

Booth: L4416 Circle (633) on Free Info Card

DTV ANTENNAS

Kathrein Master Transmit Antennas:

Features include broadcast operation and constant HRP for eight channels, constant beam tilt and null fill; can withstand wind velocities of up to 254mph as well as harsh winter conditions; RF power rating of 115kW average.

541-779-6500; www.kathrein.com

Booth L9574 Circle (634) on Free Info Card



ANTENNA

Dielectric TFU-TC antenna:

Allows broadcasters to combine two UHF stations separated by one channel; designed for top and side mount configurations and for use with NTSC service, DTV service, or both.

800-341-9678; 207-655-4555; fax: 207-655-7120; www.dielectric.com

Booth: L9539, R2341 Circle (635) on Free Info Card

Is the video jack you're using today designed for the signal standards of tomorrow? If not, it's time you started thinking about Switchcraft's video jack.

Engineered to be ahead of its time, our video jack already meets the SMPTE 292M specification. Our new HD Series delivers consistent characteristics across the bandwidth, offering you the reliability you need now...and the required performance for tomorrow.

The capable HD Series is available in our complete line of video patchbays, both

one and two rack units, 24 or 26 jacks. No matter what your needs are, we're prepared to deliver.

The future will be here before you know it. So why not be prepared? Call us today for more information about our complete line of video and audio products.

Meets the
SMPTE 292M
Specification



VJHD75T

**WILL YOUR
CURRENT VIDEO
JACK TAKE YOU
INTO THE FUTURE?
OURS WILL.**

Switchcraft, Inc.
5555 North Elston Avenue
Chicago, IL 60630
Phone: 773-792-2700
Fax: 773-792-2129
sales@switchcraft.com
www.switchcraft.com

See us at NAB Booth #L4403

Switchcraft®
www.switchcraft.com

Circle (225) on Free Info Card



IOT-BASED TRANSMITTER

Acrodyne Quantum IOT Based Transmitter

Can serve both analog and digital applications with power levels up to 280kW analog and 120kW digital; designed for high reliability and appropriate use of advanced technologies; created to fully exploit the latest generation of IOTs

610-917-1300; 800-523-2596; fax:610-917-8148; www.acrodyne.com

Booth: L8645 Circle (636) on Free Info Card

EAS CHARACTER GENERATOR

Gorman-Redlich EAS-1CG:

Unit offers a built-in dedicated CG programmed to generate EAS system messages and complies with all FCC and EAS requirements; the unit can be completely programmed through the front key panel keypad or by downloading from a computer; the keypad can be used to set the position of the crawl on screen, the interval between crawl repeats and the selection of character and background colors.

740-593-3150; fax: 740-592-3898; www.gorman-redlich.com

Booth R2200 Circle (637) on Free Info Card

TRANSMITTERS

DMT (Digital Multimedia Technologies) Digital Ready UHF transmitters:

Series of analog transmitters in digital ready configuration; feature solid-state LDMOS technology and operation over the full UHF band.

+39-039-7398.1; fax: +39-039-7398.440; dmtonline.com

Booth: L933 Circle (639) on Free Info Card



8VSB MODULATOR

Ktech Communications VSB-ENC-200:

Modulates an MPEG-2 transport stream into an 8VSB signal using linear and nonlinear pre-correction techniques; accepts SMPTE 310M or DVB-ASI @ 19.392MB/s transport stream inputs and produces a 44MHz IF 8VSB signal at its output; a 23 stage PN generator is built into the unit and is used to test BER conditions to the transmitter receiver chain.

818-361-2248; fax: 818-270-2010; www.ktechtelecom.com

Booth: M10226 Circle (638) on Free Info Card



TRANSMITTER

ADC Broadcast Visionary DT:

Offers new LDMOS driver amplifiers utilizing LDMOS transistors and Marconi's newest plug-in style IOTs; provides DTV power levels up to 180kW average; uses ADC's DSP-based DT2B modulator, with Adaptive Digital Equalization, which automatically and continually tracks and corrects for both linear and non-linear distortions.

800-215-2614; 724-941-1500; fax: 724-941-4603; www.adc.com/broadcast

Booth: L9857 Circle (640) on Free Info Card



Telos Digital Talkshow Systems

It takes you by surprise: the occasional phone call so clear and clean, you'd swear your caller was in the very next room. What if your callers could always sound this close and personal? Introducing the new generation of Digital talk show systems from Telos. With intuitive, easy-to-use controls that help make your talk segments smooth and error free (whether you're juggling a few calls or a few dozen)

And the latest advances in digital phone hybrids from the company that invented them. Never have your callers sounded so consistently loud and crystal clear - it's the next best thing to having them there. Don't just talk to your audience... get intimate.

Talk radio is suddenly intimate

Telos Systems and Systems Wireless... Connected.



**Telos TWOx12™
Integrated Talkshow System**
Using POTS or ISDN lines, the TWOx12 handles up to 12 callers on two built-in digital hybrids. The intuitive phone controller tamed even the wildest talk shows.

Telos
and
**Systems
WIRELESS**
SALES SERVICE RENTALS
www.systemswireless.com

See us at NAB Booth #L12549



Visit Systems Wireless and ASG at NAB 2001 in the Audio Hall at **BOOTH #R2763** April 23-26, and demo the **Telos TWOx12™**
SYSTEMS WIRELESS (un)LIMITED / ASG SALES: 1.800.542.3332

Circle (226) on Free Info Card

www.americanradiohistory.com



DIGITAL IOT

CPI Wireless Solutions – Eimac Division Eimac K2D130:
Newest of the K2 family; produces 130KW peak, 32KW average for DTV; advanced cavity features all water plumbing below the high voltage.

650-592-1221; fax: 650-592-9988; www.eimac.com

Booth: L6114 Circle (641) on Free Info Card



OUTDOOR AMPLIFIERS

Marconi Stellar TWT:
Cover Ku-band for individual unit powers up to 180 watts and DBS bands as well as multiband applications; rugged for outdoor operation; feature remote gain control facilities and integral upconverters.

800-342-5338; 914-592-6050; fax: 914-592-5148;

www.marconitech.com

Booth: L12545 Circle (642) on Free Info Card

DATACASTING CONTENT PROTECTION

Irdeto Access CypherCast:

IP/Internet digital conditional access solution allows the broadcast of up to 1000 individual multicast streams arrayed in up to 100 distinct program services for as many as 250,000 subscribers in a local viewing area; on the receive end, content can be accessed and decrypted through secure smartcard technology.

+31 23 556 2222; fax: +31 23 556 2240; www.irdetoaccess.com

Booth i6842 Circle (643) on Free Info Card



COMMUNITY BROADCAST FACILITY

SpectraSite Broadcast Group Community Broadcast Facility:

Allows multiple broadcasters to utilize a common transmission site in order to shorten project timelines and preserve capital; SpectraSite obtains the site, gets zoning approval, and builds and manages the facility.

972-550-9500; fax: 972-550-9595; www.spectrasite.com

Booth: L12611 Circle (644) on Free Info Card

DTV TRANSMITTER

Itelco 50kW UHF:

Features an exclusive exciter system, a patented Switch Mode Beam Power Supply and the Itelco Supervisory System for remote monitoring and control; will accept IOT output devices from any major manufacturer; very small footprint.

303-464-8000; fax: 303-464-8770; www.itelco-usa.com

Booth L141 7 Circle (645) on Free Info Card

Media Without Limits

XANTUS

Standards Converters

DTV Format Converters

Encoding

Streaming Media

Media Services

Content Protection

real time

STARFRONT

Broadband Pre-Compression Processor

DTV Pre-Compression Processor

Video & Film Conversion and
Encoding Tools for Digital Television
Broadband Internet and Digital Cinema

VISIT US AT NAB BOOTH #L1255



Corporate Office: 7800 Southland Boulevard ■ Suite 250 ■ Orlando, FL 32809 ■ USA
Tel: 407.517.1086 ■ Fax: 407.517.1101

Asia / Pacific Office: 141 / 71 Victoria Street ■ Potts Point, Sydney ■ N.S.W. 2011 ■ Australia
Tel: +61 (0)2 9332 1075 ■ Fax: +61 (0)2 9332 1074

WWW.TERANEX.COM

Circle (227) on Free Info Card

www.americanradiohistory.com



BROADCAST TOWERS

Richland Towers broadcast towers:

Richland offers custom-designed tower lease programs and multi-tenant tower projects to provide broadcasters with the highest allowable FAA tower heights and maximum FCC antenna CORs.

813-286-4140; fax: 813-286-4130; www.richlandtowers.com

Booth: E6406 Circle (646) on Free Info Card

TRANSMITTER REMOTE CONTROL

Burk Technology ARCPlus:

Provides fast response, more sites and an enhanced feature set; up to 60x faster for instantaneous updates while still providing you with the ability to connect more sites than ever before; available with dial-up, full-time and multi-site configurations; flexible and expandable with the ability to control from the front panel as well as options of telephone access and computer control for walk-away operations.

978-486-0086; fax: 978-486-0081; www.burk.com

Booth R1805 Circle (647) on Free Info Card

BROADBAND ANTENNA

RFS Broadcast RD Series:

Designed for the digital NTSC/DTV market; wideband (100MHz), low VSWR, low wind load; allows use of a single UHF TV antenna for multichannel NTSC/DTV applications; features include single or dual option, power rating up to 200kW NTSC and top-or-side-mount configuration.

203-239-3311; 203-239-9260; www.rfsamericas.com

Booth: L9528 Circle (648) on Free Info Card



DIGITAL TEST TRANSMITTER

Rohde & Schwarz SFQ:

Frequency agile test transmitter modulates MPEG-2 transport streams to international RF standards including ATSC/8VSB, ITU-T/J.83B, DVB S/C and DVB-T; precise amounts of gaussian noise can be added for establishing receiver C/N specifications; multiple ensembles up to 12 fading paths can be inserted.

301-459-8800; fax: 301-459-2810; www.rohde-schwarz.com

Booth: L5750 Circle (649) on Free Info Card

video routing

MATRIX ROUTING SWITCHER CONTROL SOFTWARE

Sigma Electronics SigMatrix:

New control software is Windows-based; supports all models of Sigma's matrix routing switchers; supports SDX system and Emergency Alert System with visual status alerts; communication is via modem or direct serial port (RS-232 or RS-422).

717-569-2681; fax: 717-569-4056; www.sigmaelectronics.com

Booth: L12639 Circle (650) on Free Info Card

ROUTING SWITCHER SERIES

Miranda Network:

Features a complete range of models for signal formats that include analog and digital video, analog and digital audio, HD SDI (SMPTE 292M), RS-422, and the popular datacom formats.

514-333-1772; fax: 514-333-9828; www.miranda.com

Booth: L8632 Circle (651) on Free Info Card

MULTI-FORMAT DIGITAL ROUTER

PESA Cheetah:

Four frame sizes are offered: 64X64 5RU, 128x128 8RU, 256x256 16RU and 512x512 in 38RU; engineered to handle HD requirements, SDI-only configurations are also available; offers a choice of copper or fiber inputs and outputs; companion audio switcher is also available.

800-328-1008; fax: 631-845-5023; www.pesa.com

Booth: L8757 Circle (652) on Free Info Card

Leader Does It Better!



Model LV5836B

Model LV5152DA



Now, the Most Complete HDTV Audio/Video Test Solutions You Can Use!

See it to believe it! This new Leader Instrument system offers both digital video and digital audio testing in a single rack-mount package. It honors Leader's tradition of creating complete, flexible test systems with analog monitoring capabilities built-in to expand versatility. Here are some feature highlights:

LV 5836B - Surround Digital/Analog Audio Monitor

- Receives Extracted Digital Audio (AES/EBU) from LV 5152DA or use stand-alone.
- Monitors 6-CH of Dolby Digital and 5-CH of Analog Audio
- Innovative Sound Image Display Enables Fast Sound Setup in Production.
- Matrix Multi-CH Display Permits Audio Component Phase Comparisons.
- Simultaneous Level and Phase Monitoring Screens.
- 6-CH Bargraph Display.
- CH Status Data Screen and Bit Dump.

LV 5152DA - HD Digital/Analog Waveform Monitor

- All the features of the Award Winning LV 5150D and LV 5152D
- PLUS:**
- Multi-Format HD Monitor sets up for: 1080i (60/59.94/50), 1080p (30/29.97/25/24/23.98/24sF/23.98sF), 1035i (60/59.94) and 720p (60/59.94).
 - Waveform, Vector, Picture Monitor and X-Y Modes.
 - 8-CH AES/EBU Digital Audio Outputs (16, 18, 20 or 24 bit).
 - RGB Gamut Error and P-P Readout of Waveform Components.
 - Hex Data Dump, Extensive Error Logging, Custom Alarms.

Prove It To Yourself!
Call 1-800-645-5104 For A Free On-Site Evaluation Today

Some of Our Customers...

- ABC • Bexel • CBS • Crawford Communications • DaVinci • Foto-Kem • Laser Pacific • Lighthouse Digital • N-Vision
- Pacific Video • PESA • Sony Pictures (HD) • Tapehouse Editorial • Universal Studios • Utah Scientific • Warner Bros.

1 800 645-5104 / www.LeaderUSA.com

LEADER

FOR PROFESSIONALS WHO KNOW
THE DIFFERENCE

6484 Commerce Drive, Cypress, CA 90630 Tel: (714) 527-9300 Fax: (714) 527-7490
Regional Offices: Atlanta, Boston, Chicago, Cleveland, Dallas, Los Angeles
See us at NAB Booth #L8777


ROUTER SERIES

Grass Valley Group Concerto, Tempo and Bravo routers:

Each series offers a flexible, future proof design for a variety of applications – from multiscreen presentations to video and audio over broadband networks to traditional television-related uses; Concerto series features FlexFrame technology to enable format mixing within a single frame while supporting SD and HD video signals, AES/EBU digital audio; Tempo series offers FlexPoint technology that lets users configure 34 ports as I/Os; Bravo series provides entry-level series of fixed configuration utility routers.

800-824-5127; fax: 530-487-3755; www.grassvalleygroup.com

Booth L10409 Circle (653) on Free Info Card



DISTRIBUTED ROUTER SYSTEM

Leitch Integrator:

32x32 to 512x512 router systems accommodate multiple standards and formats featuring expanded features and control; includes Leitch's new Tie-Line Management Software Application, SNMP support and full control and monitoring from its Command Control System.

800-231-9673; fax: 757-548-4088;

www.leitch.com

Booth: L8620 Circle (654) on Free Info Card

When you require the ultimate in accurate timing



WHEN you require the best, most accurate in precision timing look only to ESE. Designed for "Precision Timing", ESE Master Clocks & Accessories have been the industry standard for over three decades.

Whether using GPS, WWV, Modem, Crystal or line frequency accuracy – all ESE Master Clocks can drive digital or analog slave clocks, as well as interface with video and/or computer based systems. Call or visit our web site for more details.




142 Sierra Street • El Segundo, CA 90245 USA
Phone: (310) 322-2136 • Fax: 310.322.8127

www.es-web.com

Circle (230) on Free Info Card

See us at NAB Booth #L5730



DIGITAL/ANALOG ROUTER

Utah Scientific UTAH-300:

Offers several frame sizes to provide for modular growth and space-efficient rack planning; features reasonable cross-point densities and allows analog and serial digital signals in the same frame; efficient 32x32 building block provides a balance between frame density and modularity.

801-524-9999; fax: 801-524-0555;

www.utahscientific.com

Booth: L10452 Circle (655) on Free Info Card

A New Dawn in MPEG2



A new, flexible tool for today's video journalist: a digital video camera and laptop-based MPEG encoder. Delivers real-time broadcast performance in news capture.

MedioStream, Inc. provides a new level of capability, flexibility and cost reduction in real-time MPEG2 encoding for Digital News Gathering supporting both NTSC and PAL standards at full D1 resolution. Complete high-performance PC or Laptop based systems start at an amazingly low price. Call us for a demonstration of the latest in MPEG2 processing.




Come See us at Sands Booth E5845

mediostream
www.mediostream.com
Tel. 408.452.5500

© 2001 MedioStream Inc. All rights reserved. All other marks, trademarks and registered trademarks are the properties of their respective owners.

Circle (231) on Free Info Card
www.americanradiohistory.com



DIGITAL ROUTER

Stagetec Nexus Star:

Features 100MHz twin-switch fabric design; can be configured for up to 4096 inputs and 4096 outputs; uses 16 I/O cards, each handling 256 inputs and 256 outputs; in distributed system, additional base devices can be added and connected to the Nexus Star as needed; provides sample rate conversion over a range of 26K to 52K; fully synchronous system.

+49 951 972 25 25; fax: +49 951 972 25 32; www.stagetec.com

Booth: R2181 Circle (656) on Free Info Card

HD PRODUCTION SWITCHER FAMILY

Philips Broadcast Seraph:

Includes full range switchers from one mix effects band up to four; HD formats include 1080i, 720p, and 24p.

800-962-4287; fax: 818-729-7710; www.broadcast.philips.com

Booth 5010 Circle (656) on Free Info Card

PRODUCTION SWITCHER

Philips Broadcast DD35:

Now has HD/SD SimulCast networking production; simultaneous SD and HD production from a single switcher panel; up to eight M/Es with intelligent access; internal DVE and RAM storage capability including 2D DVE effects in 3D space as well as up to 32 seconds of video clip storage and/or still store applications.

800-962-4287; fax: 818-729-7710; www.broadcast.philips.com

Booth 5010 Circle (658) on Free Info Card

HD ROUTING SWITCHER

Sierra Video Systems Shasta 1616HD:

Offers 1.5Gb/s serial digital HDTV routing of 16 inputs and 16 outputs; local RS-232/RS-422 ports provide a terminal and machine control interface; local control panel option enables the entire system to fit in 1RU; inputs accept NTSC, PAL, composite sync, V drive and HD tri-level sync, as well two non-standard composite sync signals.

530-478-1000; fax: 530-478-1105; www.sierravideo.com

Booth: L3750 Circle (659) on Free Info Card



FACILITY CONTROL SOLUTION

Grass Valley Group Encore:

An open, scalable solution for facility control provides centralized and distributed router and machine control, remote monitoring and diagnostic capabilities and signal-integrity analysis to expand the capabilities of their LAN, Wan and video networks, thus maximizing signal management infrastructure investments; design will enable tighter integration with automation systems, third-party routers and other equipment, system promotes greater inter- and intra-facility integration.

800-824-5127; fax: 530-487-3755; www.grassvalleygroup.com

Booth L10409 Circle (660) on Free Info Card

wire, cable,
connectors

MULTICHANNEL ENG/SNG CAMERA-MOUNTED MULTIPLEXER

Telecast Fiber Systems CopperHead:

Fiber optic multiplexer can be mounted on ENG and SNG cameras for remote television production; single optical fiber carries bi-directional signals to and from the camera, including program video and audio, return video and audio, intercom, black burst, tally and camera control data; lightweight tactical fiber increases camera-to-vehicle distance and eliminates grounding problems and signal interference.

508-754-4858; fax: 508-752-1520; www.telecast-fiber.com

Booth: L9568 Circle (661) on Free Info Card

CABLE CONNECTORS AND BULKHEADS

Neutrik BNC75:

Offers a push-pull version that makes assembly quick and simple and requires a standard center contact crimp die after cable preparation; includes screw lock cable retention with superior pull strength provided by the jacket.

732-901-9488; fax: 732-901-9608; www.neutrikusa.com

Booth 11636 Circle (662) on Free Info Card




Solid-State M Series Transmitters for the Nation's No. 1 and No. 2 Markets.

WNBC-TV installed two 16kW transmitters
in a main/alternate configuration
at the World Trade Center.

KNBC-TV will install a 44kW transmitter
on Mt. Wilson, in Los Angeles.

What are you buying?



M Series main/alternate 16kW transmitters

LeBLANC BROADCAST INC.

Ray Carnovale, President 905.844.1242 • LBI Denver, Sheryl Richmond 303.665.5016
• West: Dave Hill 650.692.7000 • Bob Palmer 360.403.1960
• Central: Tony Guess 940.682.4147 • East: Frank Davis 281.296.8132

www.leblanc-group.com/lbi

www.larcan.com

Circle (232) on Free Info Card

www.americanradiohistory.com

Surf our Website for more
digital and analog
transmitter solutions.

See us at NAB Booth #1-10445



FASTtrack

It seems that each year the NAB Convention sets two new records: one for attendance and another for the number of vendors. That translates to more to see and more people trying to see it. Wouldn't it be great if there were a way to streamline your trip by knowing exactly where to find what you're looking for? Well, welcome once again to *Broadcast Engineering's FASTtrack* — your way of knowing exactly that.

It's even easy to use: Find what you're looking for in our category list to the right, then go to the indicated page and you'll find a listing of the companies showing that product. For your added convenience, the exhibitors' booth numbers are listed in geographic order. This ensures that scouring the floor for a particular piece of equipment will be as efficient as possible. You can start at the top or the bottom of the category list and know that your path will be as short as possible.

Issue advertisers are shown in **BLUE**. Listings are based on information provided to *Broadcast Engineering* by manufacturers. Good hunting, and we'll see you there.

Audio accessories	234
Audio mixers, on-air, portable, studio, playback	234
Audio recording, storage, playback	236
Audio routing, distribution	236
Automation systems, newsroom systems, master control	237
Cable TV equipment	237
Camera support, robotics, virtual sets	238
Cameras, lenses, accessories	238
CGs, prompters, captioning	239
Consulting services, technical, engineering	239
Film equipment, duplication, distribution equipment	239
Graphics, animation products	239
Intercom, IFB products	240
Lighting equipment	240
Microphones, accessories	240
Microwave, fiber optic, telco equipment	241
New media, streaming products, CD-ROM	241
Power products, batteries, generators	242
Production switchers, video effects, keyers	242
Recording media	244
Satellite equipment, services	244
Studio, facility support products	244
TBCs, frame syncs, conversion equipment	249
Test & measurement equipment	249
TV transmitters, feedline, antennas, towers, services	249
Video editing systems	250
Video routing	250
Weather/data services	250
Wire, cable, connectors	250

iSeries

QUAD ROLLING RACK

CHANGES OUT.



Easily reconfigured to meet individual requirements.

The i Series Quad Rolling Rack uses patented, plug-in output connector modules to make meeting varied production requirements less of a production. Available in two- and three-bay configurations, the i Series Quad Rolling Rack is the best thing to happen to lighting directors since electricity.

SQUEEZES IN.



Compact design for easy placement.

Space backstage is always at a premium, so the i Series rack gives you your choice of 48 dimmer or 96 dimmer configurations in a highly mobile, 38"-high cabinet. The i Series rack is road rugged, too, with a welded steel and aluminum frame to keep it performing night after night.

For more information on how the i Series Quad Rolling Rack can bring you the versatility you need for a varied season, contact your authorized Colortran or NSI dealer, or visit our web site.

P.O. Box 2210, Tualatin, OR 97062
800-736-6682 FAX 503-404-5600 www.nsicorp.com
Circle (233) on Free Info Card

LEVITON NSI/COLORTRAN DIVISION
Building a Connected World

Audio accessories

Audiolab Electronics, Inc. E3434
 Hannay Reels E5321
 mSoft, Inc. E5817
 Dalet Digital Media i5849
 BSW-Broadcast Supply
 Worldwide i7239
 Sonic Desktop L1113
 Neutrik USA, Inc. L11636
 Marshall Electronics, Inc. L144
 Ensemble Designs L1455
 RCS L429
 Switchcraft, Inc. L4403
 beyerdynamic Inc. L4405
 ATI-Audio Technologies, Inc. ... L4414
 Audio accessories, Inc. L4428
 Image Video L4621
 Whirlwind L4645
 Harris Corporation L5023
 Multidyne Video & Fiber Optic
 Systems L5055
 ESE L5730
 Gepco International, Inc. L5856
 RDL Radio Design Labs L5961
 Wohler Technologies, Inc. L6049
 Richardson Electronics, Ltd. L6122
 Acoustical Solutions L6218
 Wireworks Corporation L8204
 Professional Label, Inc. L8206
 Herman Electronics L8586
 Comprehensive Video Group ... L9020
 Allen Avionics, Inc L9052
 ProSource/BMI L9286
 Allen Osborne Assoc. Inc. L9772
 HORITA Co., Inc. L9773
 Thermodyne International Ltd .. L9877
 AMS NEVE L9945
 Nelson Custom Case Co. M10224
 WhisperRoom, Inc. M10451
 Symetrix, Inc. M9338
 Gefen Systems M9339
 TC Electronic, Inc. M9639
 Diversified Marketing R1612
 Benchmark Media
 Systems, Inc. R1752
 Eventide, Inc. R1817

JK Audio, Inc. R1833
 AV Communications PTY LTD R1837
 Acoustics First Corporation R1856
 BSW-Broadcast Supply
 Worldwide R1915
 Aphex Systems R2034
 Ward-Beck Systems Ltd. R2124
 Henry Engineering R2132
 Symetrix, Inc. R2153
 Wheatstone Corporation R2205
 Sennheiser R2253
 Richardson Electronics, Ltd. R2325
 Cartworks/dbm Systems, Inc. ... R2603
 Audio-Technica U.S., Inc. R2647
 Location Sound Corporation R2675
 Mager Systems R2701
 Systems Wireless R2763
 Sound Devices, LLC R2900
 Wohler Technologies, Inc. R2925
 MUSICAM USA R2935
 Sonifex Ltd. R3001
 Euphonix R3005
 Azden Corporation R3047
 Independent Audio Inc. R3102
 DPA Microphones, accessories R3126
 RDL Radio Design Labs R3143
 Peerless Industries S3049
 Marshall Electronics, Inc. S3460
 TAI AUDIO S3860
 Bexel Corporation T155

Audio mixers, on-air, portable, studio, playback

BSW-Broadcast Supply
 Worldwide i7239
 ATI-Audio Technologies, Inc. ... L4414
 Whirlwind L4645
 Harris Corporation L5023
 RDL Radio Design Labs L5961
 Richardson Electronics, Ltd. L6122
 Zaxcom Inc. L8473
 Herman Electronics L8586
 Burst Electronics Inc. L8974
 IDX Technology L9583
 AMS NEVE L9945

Mackie Designs Inc. M10142
 KLOTZ Digital Audio M9071
 TC Electronic, Inc. M9639
 Telecast Group AS R1663
 Benchmark Media
 Systems, Inc. R1752
 AV Communications PTY LTD R1837
 WaveFrame Inc. R1905
 BSW-Broadcast Supply
 Worldwide R1915
 Dalet Digital Media R1941
 Aphex Systems R2034
 Ward-Beck Systems Ltd. R2124
 Studer R2125
 TASCAM R2141
 Audioarts Engineering R2205
 Auditorics R2205
 Wheatstone Corporation R2205
 Sennheiser R2253
 Telos Systems R2263
 Richardson Electronics, Ltd. R2325
 Solid State Logic R2515
 Calrec Audio Ltd. R2569
 Cartworks/dbm Systems, Inc. ... R2603
 Audio-Technica U.S., Inc. R2647
 Location Sound Corporation R2675
 Dolby Laboratories R2715
 360 Systems R2741
 Aeta Audio Corporation R2752
 Systems Wireless R2763
 Digigram R2773
 Sound Devices, LLC R2900
 KLOTZ Digital Audio R2963
 Prism Media Products R3000
 Sonifex Ltd. R3001
 Euphonix Inc. R3005
 Dan Dugan Sound Design R3021
 Azden Corporation R3047
 Independent Audio Inc. R3102
 RDL Radio Design Labs R3143
 TAI AUDIO S3860

The Most Demanding Markets


Chicago



Boston



Los Angeles



New York



Dallas



Demand Itelco



Across the country and around the world, the most trusted name in transmitters is Itelco. Whether you're replacing an existing analog plant, fulfilling the requirements of the DTV mandate—or both—you can count on Itelco's complete transmission solutions. Engineered excellence means reliable operation year after year. Stringent design specifications guarantee unrivaled on-air performance. Our unique Itelco Supervisory System provides single-point monitoring and control of multiple transmission sites. No wonder Itelco's been the choice for more than 14,000 installations since 1961.



7575 West 103rd Avenue, Suite 110
Westminster, CO 80021
Tel: (303) 464-8000 Fax: (303) 464-8770
E-mail: tvsales@itelco-usa.com
www.itelco-usa.com

Circle (234) on Free Info Card

Lucent Technologies	L941	Open TV, Inc.	S3542
InnovaCom	M10134	Discreet	S4100
LEL Computer Systems	M7446	SGI	S4132
XOrbit Software	M9061	VIZRT	S4147
Digital Voodoo	M9074	A.F.A. Products/Videobank	S4823
Symetrix, Inc.	M9338	Tandberg Television	S4859
VBrick Systems, Inc.	M9368	in-sync	S5322
Alcorn McBride Inc	M9371	Orad Hi-Tec Systems	S5332
TC Electronic, Inc.	M9639	Canopus Corporation	T556
Optivision, Inc.	M9749	PixStream Incorporated	T823
Princeton Video Image	M9877		
Diversified Marketing	R1612		
Antex Electronics	R2033		
Prophet Systems Innovations ...	R2115		
TASCAM	R2141		
Symetrix, Inc.	R2153		
Broadcast Electronics, Inc	R2505		
Cartworks/dbm Systems, Inc. ...	R2603		
Digigram	R2773		
Sonifex Ltd.	R3001		
Storage Concepts, Inc.	S3051		

Power products, batteries, generators

I-Bus/Phoenix	E2800
Control Concepts/Liebert	i5847
Audio Accessories, Inc.	L4428
Frezzi Energy Systems, Div of Frezzolini	L4626
Superior Electric	L4738
Control Concepts/Liebert	L6226

Staco Energy Products Company	L6561/L6661
Anton/Bauer, Inc.	L7030
Herman Electronics	L8586
ProSource/BMI	L9286
IDX Technology	L9583
Nelson Custom Case Co.	M10224
Superior Electric	R2029
Location Sound Corporation	R2675
Exeltech	T1420

Production switchers, video effects, keyers

Grass Valley Group	L10409
Ikegami Electronics	L10420
Snell & Wilcox	L10428
Sony Electronics Inc.	L11600
Keywest Technology Inc	L11633
Ross Video Limited	L11639
Evertz	L12146
Oxtel Limited	L147
Astro Systems, Inc.	L277
Hi-Tech Enterprises, Inc.	L4347
SAV Systemes Audiofrequence Videonique	L436
Philips Digital Video Systems ...	L5010
ParkerVision	L541
NEC	L6043
Media Concepts	L6338
OPTIONS International Inc.	L6454
Panasonic Broadcast	L7020
Pixel Power Ltd.	L741
FOR.A-Video Gainesville	L8612
Broadcast Video Systems	L8923
THOMCAST Communications ...	L9003
Comprehensive Video Group ...	L9020
Videotek, Inc.	L9622
Extron Electronics	M7936
RGB Spectrum	M8350
Folsom Research, Inc.	M9168
Genum Corporation	S203
Discreet	S4100
VIZRT	S4147
Bexel Corporation	T155

Digital Video Conversion and Interface Products by AJA Video

PCI Cards

HD-NTV PCI Bus HD-SDI Video Interface/Framestore	\$7900
SD-NTV PCI Bus SDI Streaming Video Interface	\$2,395

Miniature Converters

HD10C HD-SDI D/A Converter w/SVGA Mode*	\$2,495
HD10M HD Analog to NTSC Monitoring Downcnvrtr.*	\$ 800
D10C SDI to Component Analog Converter, 10-bit *	\$ 800
D10A Component Analog to SDI Converter, 10-bit*	\$1,200
D4E Serial Encoder, SDI to NTSC/PAL or Y/C*	\$ 250
D5CE Serial Encoder, SDI to NTSC/PAL /w Component*	\$ 375
D5D Decoder, 3-line Comb Filter, NTSC/PAL to SDI*	\$ 595
DWP Power Supply, 110 Volt (*requires power supply)	\$ 40

Rack Mount Products

R20D Decoder, 5-line Comb, NTSC/PAL to SDI, 10-bit	\$1,300
R20E Encoder, SDI to NTSC/PAL or Component, 10-bit	\$1,300
FSG Frame Sync/Genlock Module (fits R20E/D Cards)	\$ 600
R44E Four Channel SDI to NTSC/PAL Converter	\$ 990
RD5AD Dual Universal A/D Converter NTSC/PAL or Component to SDI	\$1,600
RD5CE Dual Universal D/A Converter SDI to NTSC/PAL or Component	\$1,300
R5CE Universal Monitoring Distribution Amp, 1X4	\$ 590
FR1D 1-RU, Forced-Air Cooled, 4-Slot Frame, Dual Power Supply	\$ 895
FR2D 2-RU, Forced-Air Cooled, 10-Slot Frame Dual Power Supply	\$1,490

www.aja.com
toll free 800-251-4224
international 530-274-2048

AJA VIDEO

Circle (239) on Free Info Card

3

Solutions for HDTV STL

available NOW!

from the LEADER in video broadcast MICROWAVE



Dual Stream

Dual Digital

DS3 System

Nucomm's family of HDTV STL systems offers 3 high performance options for making your transition to digital as easy and economical as possible - and they're available now. The Dual Stream (Dual Carrier), Dual Digital, HD Only (19.39 Mbs) and DS3 systems feature an *open architecture platform* providing you with years of flexibility.



These 3 systems are based on Nucomm's field-proven "Digalog" group of truly digital-ready microwave transmitters and receivers. Other features include:

- Modular design for easy configuration changes.
- Multi-format modulators: QPSK, 8PSK and 16QAM with forward error correction and adaptive equalization.
- Full factory integration and testing.
- System and path analysis available.

For complete information on Nucomm's family of HDTV STL systems contact us today.

Tel: (908) 852-3700

Fax: (908) 813-0399

www.nucomm.com

Nucomm

MICROWAVE SOLUTIONS FOR THE DIGITAL AGE

Recording media

iZ Technology	E5201
mSoft, Inc.	E5817
Exatel Visual Systems	i5646
BSW-Broadcast Supply	
Worldwide	i7239
Sony Electronics Inc.	L11600
MATCO	L12521
Crispin Corporation	L12568
Maxell Corporation Of America	L12629
Cobalt Digital, Inc.	L134
Videomagnetics, Inc.	L4419
Media Concepts	L6338
Panasonic Broadcast	L7020
Fast Forward Video	L8083
Professional Label, Inc.	L8206
FOR.A-Video Gainesville	L8612
THOMCAST Communications ...	L9004
Tentel Corp	L9025
Optivision, Inc.	M9749
BSW-Broadcast Supply	
Worldwide	R1915
Aeta Audio Corporation	R2752
Smarts Broadcast Systems	R3024
Global Media Resource Inc.	S4402
Bexel Corporation	T155

Satellite equipment, services

Oracom, Inc.	E2850
Terayon Communication	
Systems	E5142
SpaceCom Systems	E5523
ScheduAll by VizuAll, Inc.	i6746
Marconi Applied Technologies	L12545
RF Technology, Inc.	L12549
Sundance Digital Inc.	L1355
Thomson Components & Tubes	L4628
Communications & Power	
Industries	L6114
Richardson Electronics, Ltd.	L6122
Winemiller Communications	L7133
Motorola, Broadband	
Communications Sectr	L716
THOMCAST Communications ...	L9005

Andrew Corporation	L9510
Avitech International Corp.	M7854
ViACCESS SA	M9974
Richardson Electronics, Ltd.	R2325
Smarts Broadcast Systems	R3024
Andrew Corporation	S2722
Communications & Power	
Industries	S2732
Scientific-Atlanta Inc	S4142
BarcoNet	S5360
GMPCS Personal	
Communications, Inc.	T1022
Miteq/MCL Inc.	T1423
Thomson Components & Tubes	T1451
Industrial Logic Corporation	T1951

Studio, facility support products

Addenda Electronics	E2805
Zapex Technologies, Inc.	i6167
Janson Design Group LLC	i6275
Transoft Networks, A Hewlett-Packard Co.	i6463
ScheduAll by VizuAll, Inc.	i6746
AJA Video	L10286
Ikegami Electronics	L10420
Bogen Photo Corp	L10777
DNF CONTROLS	L1155
Sony Electronics Inc.	L11600
B&H Photo-Video-Pro Audio ...	L11877
Nigel B Furniture	L11973
Broadcast Store	L12164
BUF Technology	L122
Cobalt Digital, Inc.	L134
Marshall Electronics, Inc.	L144
Radamec Broadcast Systems ...	L1441
Zandar Technologies	L155
Network Electronics AS	L229
Triveni Digital	L3349
VELA	L346
Chapman/Leonard Studio	
Equipment	L4147
Harris Corporation	L5023
Digital Vision, DV Sweden AB ...	L5250
Omneon Video Networks	L529
Lemo USA, Inc.	L5354
ESE	L5730

Theatre Service & Supply	L5731
Gepco International, Inc.	L5856
RDL Radio Design Labs	L5961
Wohler Technologies, Inc.	L6049
Amco Engineering Co.	L6110
Panasonic Broadcast	L7020
RTI-Research Technology	
International	L7045
Boland Communications	L7886
Fast Forward Video	L8083
Professional Label, Inc.	L8206
FOR.A-Video Gainesville	L8612
Broadcast Video Systems	L8923
Allen Avionics, Inc	L9052
Egripment U.S.A	L9077
SeaChange International	L917
Lucent Technologies	L941
Winsted Corporation	L9517
HORITA Co., Inc.	L9773
Thermodyne International Ltd ..	L9877
InnovaCom	M10134
Avitech International Corp.	M7854
VELA	M8329
RGB Spectrum	M8350
Symetrix, Inc.	M9338
Gefen Systems	M9339
Da-Lite Screen Company, Inc.	M9556
Christie Digital Systems	M9624
Eventide, Inc.	R1817
Cool-Lux	R2009
Ward-Beck Systems Ltd.	R2124
B&H Photo-Video-Pro Audio	R2142
Symetrix, Inc.	R2153
Mager Systems	R2701
Dolby Laboratories	R2715
Digigram	R2773
RDL Radio Design Labs	R3143
International Cellulose	S2646
Peerless Industries	S3049
Marshall Electronics, Inc.	S3460
SGI	S4132
Forecast Consoles, Inc.	S4169
BarcoNet	S5360

Broadcast ENGINEERING®

March 2001 • Card Expires June 1, 2001

FREE information

To have FREE information sent to you, complete this entire form, detach and mail or FAX to: 913-967-1903.

P.O. Box 12902, Overland Park, KS 66282-2902 USA
www.broadcastengineering.com

Please allow 4-6 weeks for processing. Please print clearly with a black pen. RS1003

Print Name _____

Title _____ Company _____

Address _____

City _____ State/Province _____

Zip/Postal Code _____ Country _____

Phone (____) _____ *Fax (____) _____

*E-mail _____ @ _____

To receive information in any of the following categories, check the appropriate box(es) below.

- | | |
|--|--|
| 901 <input type="checkbox"/> Amplifiers/Distribution | 912 <input type="checkbox"/> Video, Production Switchers |
| 902 <input type="checkbox"/> Graphics, Titling, Effects | 913 <input type="checkbox"/> Transmitters/Antennas |
| 903 <input type="checkbox"/> MPEG Compression/Encoding Systems | 914 <input type="checkbox"/> Test & Measurement |
| 904 <input type="checkbox"/> VTRs | 915 <input type="checkbox"/> Video Monitors/Projectors |
| 905 <input type="checkbox"/> Switchers/Routers | 916 <input type="checkbox"/> Audio Mixers |
| 906 <input type="checkbox"/> Disk Storage/Servers | 917 <input type="checkbox"/> Digital Asset Management |
| 907 <input type="checkbox"/> Computer & Peripherals | 918 <input type="checkbox"/> Networking Products |
| 908 <input type="checkbox"/> Lighting Systems | 919 <input type="checkbox"/> HDTV Equipment |
| 909 <input type="checkbox"/> Microphones | 920 <input type="checkbox"/> Automation |
| 910 <input type="checkbox"/> Cameras/Lenses | 921 <input type="checkbox"/> Camera Accessories |
| 911 <input type="checkbox"/> Nonlinear Editing Systems | |

*We use your e-mail address and FAX number primarily to send your annual renewal instructions. We will notify you before making any other use of this information. For a full statement of our Subscriber Privacy Policy, visit our website at www.intertec.com.

Circle the numbers below that correspond to the advertiser information you would like to receive.

101	117	133	149	165	181	197	213	229	245	261	277	293	309	325	341	357	373	389	405	421	437	453	469	485	501	517	533	549	565	581	597	Please write legibly for numbers over 612	
102	118	134	150	166	182	198	214	230	246	262	278	294	310	326	342	358	374	390	406	422	438	454	470	486	502	518	534	550	566	582	598		<input type="text"/>
103	119	135	151	167	183	199	215	231	247	263	279	295	311	327	343	359	375	391	407	423	439	455	471	487	503	519	535	551	567	583	599		<input type="text"/>
104	120	136	152	168	184	200	216	232	248	264	280	296	312	328	344	360	376	392	408	424	440	456	472	488	504	520	536	552	568	584	600		<input type="text"/>
105	121	137	153	169	185	201	217	233	249	265	281	297	313	329	345	361	377	393	409	425	441	457	473	489	505	521	537	553	569	585	601		<input type="text"/>
106	122	138	154	170	186	202	218	234	250	266	282	298	314	330	346	362	378	394	410	426	442	458	474	490	506	522	538	554	570	586	602		<input type="text"/>
107	123	139	155	171	187	203	219	235	251	267	283	299	315	331	347	363	379	395	411	427	443	459	475	491	507	523	539	555	571	587	603		<input type="text"/>
108	124	140	156	172	188	204	220	236	252	268	284	300	316	332	348	364	380	396	412	428	444	460	476	492	508	524	540	556	572	588	604		<input type="text"/>
109	125	141	157	173	189	205	221	237	253	269	285	301	317	333	349	365	381	397	413	429	445	461	477	493	509	525	541	557	573	589	605		<input type="text"/>
110	126	142	158	174	190	206	222	238	254	270	286	302	318	334	350	366	382	398	414	430	446	462	478	494	510	526	542	558	574	590	606		<input type="text"/>
111	127	143	159	175	191	207	223	239	255	271	287	303	319	335	351	367	383	399	415	431	447	463	479	495	511	527	543	559	575	591	607		<input type="text"/>
112	128	144	160	176	192	208	224	240	256	272	288	304	320	336	352	368	384	400	416	432	448	464	480	496	512	528	544	560	576	592	608		<input type="text"/>
113	129	145	161	177	193	209	225	241	257	273	289	305	321	337	353	369	385	401	417	433	449	465	481	497	513	529	545	561	577	593	609		<input type="text"/>
114	130	146	162	178	194	210	226	242	258	274	290	306	322	338	354	370	386	402	418	434	450	466	482	498	514	530	546	562	578	594	610		<input type="text"/>
115	131	147	163	179	195	211	227	243	259	275	291	307	323	339	355	371	387	403	419	435	451	467	483	499	515	531	547	563	579	595	611		<input type="text"/>
116	132	148	164	180	196	212	228	244	260	276	292	308	324	340	356	372	388	404	420	436	452	468	484	500	516	532	548	564	580	596	612		<input type="text"/>

RS1003

To apply for a FREE subscription, turn the page...

Broadcast ENGINEERING®

March 2001 • Card Expires June 1, 2001

FREE information

To have FREE information sent to you, complete this entire form, detach and mail or FAX to: 913-967-1903.

P.O. Box 12902, Overland Park, KS 66282-2902 USA
www.broadcastengineering.com

Please allow 4-6 weeks for processing. Please print clearly with a black pen. RS1003

Print Name _____

Title _____ Company _____

Address _____

City _____ State/Province _____

Zip/Postal Code _____ Country _____

Phone (____) _____ *Fax (____) _____

*E-mail _____ @ _____

To receive information in any of the following categories, check the appropriate box(es) below.

- | | |
|--|--|
| 901 <input type="checkbox"/> Amplifiers/Distribution | 912 <input type="checkbox"/> Video, Production Switchers |
| 902 <input type="checkbox"/> Graphics, Titling, Effects | 913 <input type="checkbox"/> Transmitters/Antennas |
| 903 <input type="checkbox"/> MPEG Compression/Encoding Systems | 914 <input type="checkbox"/> Test & Measurement |
| 904 <input type="checkbox"/> VTRs | 915 <input type="checkbox"/> Video Monitors/Projectors |
| 905 <input type="checkbox"/> Switchers/Routers | 916 <input type="checkbox"/> Audio Mixers |
| 906 <input type="checkbox"/> Disk Storage/Servers | 917 <input type="checkbox"/> Digital Asset Management |
| 907 <input type="checkbox"/> Computer & Peripherals | 918 <input type="checkbox"/> Networking Products |
| 908 <input type="checkbox"/> Lighting Systems | 919 <input type="checkbox"/> HDTV Equipment |
| 909 <input type="checkbox"/> Microphones | 920 <input type="checkbox"/> Automation |
| 910 <input type="checkbox"/> Cameras/Lenses | 921 <input type="checkbox"/> Camera Accessories |
| 911 <input type="checkbox"/> Nonlinear Editing Systems | |


*We use your e-mail address and FAX number primarily to send your annual renewal instructions. We will notify you before making any other use of this information. For a full statement of our Subscriber Privacy Policy, visit our website at www.intertec.com.

Circle the numbers below that correspond to the advertiser information you would like to receive.

101	117	133	149	165	181	197	213	229	245	261	277	293	309	325	341	357	373	389	405	421	437	453	469	485	501	517	533	549	565	581	597	Please write legibly for numbers over 612	
102	118	134	150	166	182	198	214	230	246	262	278	294	310	326	342	358	374	390	406	422	438	454	470	486	502	518	534	550	566	582	598		<input type="text"/>
103	119	135	151	167	183	199	215	231	247	263	279	295	311	327	343	359	375	391	407	423	439	455	471	487	503	519	535	551	567	583	599		<input type="text"/>
104	120	136	152	168	184	200	216	232	248	264	280	296	312	328	344	360	376	392	408	424	440	456	472	488	504	520	536	552	568	584	600		<input type="text"/>
105	121	137	153	169	185	201	217	233	249	265	281	297	313	329	345	361	377	393	409	425	441	457	473	489	505	521	537	553	569	585	601		<input type="text"/>
106	122	138	154	170	186	202	218	234	250	266	282	298	314	330	346	362	378	394	410	426	442	458	474	490	506	522	538	554	570	586	602		<input type="text"/>
107	123	139	155	171	187	203	219	235	251	267	283	299	315	331	347	363	379	395	411	427	443	459	475	491	507	523	539	555	571	587	603		<input type="text"/>
108	124	140	156	172	188	204	220	236	252	268	284	300	316	332	348	364	380	396	412	428	444	460	476	492	508	524	540	556	572	588	604		<input type="text"/>
109	125	141	157	173	189	205	221	237	253	269	285	301	317	333	349	365	381	397	413	429	445	461	477	493	509	525	541	557	573	589	605		<input type="text"/>
110	126	142	158	174	190	206	222	238	254	270	286	302	318	334	350	366	382	398	414	430	446	462	478	494	510	526	542	558	574	590	606		<input type="text"/>
111	127	143	159	175	191	207	223	239	255	271	287	303	319	335	351	367	383	399	415	431	447	463	479	495	511	527	543	559	575	591	607		<input type="text"/>
112	128	144	160	176	192	208	224	240	256	272	288	304	320	336	352	368	384	400	416	432	448	464	480	496	512	528	544	560	576	592	608		<input type="text"/>
113	129	145	161	177	193	209	225	241	257	273	289	305	321	337	353	369	385	401	417	433	449	465	481	497	513	529	545	561	577	593	609		<input type="text"/>
114	130	146	162	178	194	210	226	242	258	274	290	306	322	338	354	370	386	402	418	434	450	466	482	498	514	530	546	562	578	594	610		<input type="text"/>
115	131	147	163	179	195	211	227	243	259	275	291	307	323	339	355	371	387	403	419	435	451	467	483	499	515	531	547	563	579	595	611		<input type="text"/>
116	132	148	164	180	196	212	228	244	260	276	292	308	324	340	356	372	388	404	420	436	452	468	484	500	516	532	548	564	580	596	612		<input type="text"/>

RS1003

To apply for a FREE subscription, turn the page...



PLACE
POSTAGE
HERE

Broadcast
ENGINEERING®

P O BOX 12902
OVERLAND PARK KS 66282-2902
USA



FOLD — TAPE — MAIL
DO NOT STAPLE



PLACE
POSTAGE
HERE

Broadcast
ENGINEERING®

P O BOX 12902
OVERLAND PARK KS 66282-2902
USA



FOLD — TAPE — MAIL
DO NOT STAPLE

Use this card to apply for a FREE subscription to *Broadcast Engineering*. To apply, please complete this entire form, fold, tape and mail. For faster service, FAX it to: 913-967-1903. APPLY TODAY!

1 Do you wish to receive/continue to receive *Broadcast Engineering* FREE? YES! No

Signature required _____

Print Name _____

Title _____ Date _____

Phone (____) _____ *FAX (____) _____

*E-Mail _____@_____

Name _____

Title _____

Company _____

Address _____

City _____ State/Province _____

Zip/Postal Code _____ Country _____

*We use your e-mail address and FAX number primarily to send your annual renewal instructions. We will notify you before making any other use of this information. For a full statement of our Subscriber Privacy Policy, visit our website at www.intertec.com BD1003

2 Which type of facility or operation best describes your primary business classification? (Check only ONE box.)

20 TV Station (including Networks & Low-Power TV)

26 Combination TV & Radio Station

39 Cable (including Networks)

45 Telcoms

29 Recording Studio

30 Teleproduction Facility/Independent Program Producer

40 Post-Production Facility

50 Streaming Media — Network Provider/ISP/IDC/Telco, Internet Content Provider/Web Publisher, Services, Software Provider

31 Microwave, Relay Station or Satellite Company for TV and Cable

33 TV Consultant (Engineering or Management)

46 Systems Integrator

34 TV Dealer or Distributor

35 Other (please specify): _____

3 Which of the following best describes your title? (Check only ONE box.)

A. Company Management:

01 Chairman of the Board

02 President

03 Owner

04 Partner

05 Director

06 Vice President

07 General Manager (other than in charge of Engineering or Station Operations)

08 Other Corporate/Financial Official

B. Technical Management & Engineering:

09 Technical Director/Manager

10 Chief Engineer

11 Other Engineering or Technical Title

C. Operations & Station Management/Production & Programming:

12 Vice President Operations

13 Operations Manager/Director

14 Station Manager

15 Production Manager

16 Program Manager

17 News Director

18 Other Operations Title

D. Other (please specify): _____

5 Which of the following types of equipment will you be evaluating for purchase in the next 12 months? (Check ALL that apply.)

1. Audio Products

1A Audio consoles/mixers

1B Digital audio workstations

1C Distribution amplifiers

1D Headphones, headsets, intercoms

1E Telephone interface systems

1F Magnetic tape, audio

1G Microphones

1L Monitors (speakers)

1J Recorders, players

1K Switchers, routing

1N Audio Processing

2. Video Products

2A Camera heads, tripods, pedestals, booms, dollies

2B Cameras; lenses

2C Graphics, titling, effects

2D Nonlinear editing systems

2F Editing controllers, systems

2G Frame synchronizers, time base correctors

2H Lighting systems

2T Magnetic tape, video

2J Monitors (picture, studio quality)

2K Recorders, players

2L Robotic camera controls

2M Signal processing

2N Signal routing, distribution

2W Standards, format & scan converters

2P Still store systems

2Q Switchers, production/master control

2R Video servers

2S HDTV Equipment

2V Virtual Sets

2X MPEG compression/encoding systems

2Y Projection systems

2Z DVD systems

3. Test & Measurement Products

3A Analyzers, audio, video, RF

3B Audio, video signal generators

3C Waveform, vectorscope monitors

3D Digital signal testing

4. Miscellaneous Products

4A Battery packs, chargers

4B Cabinets, racks, consoles

4C Cables, connectors

4D Carts, cases (equipment, shipping), tools

5. RF Products

5B Exciters

5C Fiber optics

5E Power amplifiers, cavities

5F Receivers

5G Remote production vehicles, program relays

5H Satellite T/R components, electronics

5P STL/ENG components, electronics

5J Switches, RF coaxial

5K Transmitters

5L Antenna systems, towers

5M Transmitter, remote controls

5N Tubes

5Q Weather, radar RF products

5R Cable/set top/CA systems

6. Automation & Computer Products

6A Accessories/peripherals

6E Automation systems

6H Business automation

6T Commercial insertion systems

6J Cards, technical monitoring

6K Machine control

6L Newsroom automation

6M Platforms, Macintosh

6N Platforms, PC/NT

6W Platforms, SGI

6P Record/playback automation

6Q Software, engineering

6R Software, production, planning

6X Video interface cards

6Y Networking products

6Z Digital asset management

7. None of the Above

4 Which statement best describes your role in the purchase of equipment, components and accessories? (Check only ONE box.)

A Make final decision to buy specific makes, models, services or programs

B Specify or make recommendations on makes, models, services or programs

C Have no part in specifying or buying

6 What is the budget for equipment and services you are evaluating for purchase in the next 12 months? (Check only ONE box.)

1 Less than \$24,999

3 \$25,000 - \$99,999

5 \$100,000 - \$299,999

6 \$300,000 - \$499,999

7 \$500,000 - \$999,999

8 \$1,000,000 - \$1,999,999

9 \$2,000,000 and up

Incomplete forms cannot be processed or acknowledged. The publisher reserves the right to serve only those individuals who meet the publication qualifications. Please allow 4 to 6 weeks for processing.



PLACE
POSTAGE
HERE

Broadcast
ENGINEERING[®]

P O BOX 12937
OVERLAND PARK KS 66282-2937
USA



FOLD — TAPE — MAIL
DO NOT STAPLE

TBCs, frame syncs, conversion equipment

AJA Video	L10286
Grass Valley Group	L10409
Snell & Wilcox	L10428
Keywest Technology Inc	L11633
Evertz	L12146
Teranex, Inc.	L1255
Cobalt Digital, Inc.	L134
Axon Digital Design BV	L1541
Pixel Instruments	L430
Hi-Tech Enterprises, Inc.	L4347
SAV Systemes Audiofrequence Videonique	L436
Visual Matrix Corp.	L4623
Digital Vision, DV Sweden AB ...	L5250
Wohler Technologies, Inc.	L6049
Media Concepts	L6338
Zaxcom Inc.	L8473
FOR.A-Video Gainesville	L8612
Leitch Incorporated	L8620
Videotek, Inc.	L9622
ADC/Nvision	L9857
Hotronc, Inc.	L9868
Extron Electronics	M7936
RGB Spectrum	M8350
Inline, Inc.	M9745
Sonifex Ltd.	R3001
Gennum Corporation	S203
Tandberg Television	S4859
Fortel DTV Inc.	T1023
Bexel Corporation	T155

Test & measurement equipment

Logic Innovations	E3217
Snell & Wilcox	L10428
Magni Systems Inc	L11373
Keywest Technology Inc	L11633
Neutrik USA, Inc.	L11636
Evertz	L12146
AVCOM OF VIRGINIA, INC.	L12515
Audio Precision	L1529
Astro Systems, Inc.	L277
Avtek Systems	L331

Modulation Sciences	L4416
Audio accessories, Inc.	L4428
Image Video	L4621
Visual Matrix Corp.	L4623
Whirlwind	L4645
Multidyne Video & Fiber Optic Systems	L5055
ESE	L5730
Rohde & Schwarz L5750	
Ktech Telecom	L577
Wohler Technologies, Inc.	L6049
Amco Engineering Co.	L6110
Communications & Power Industries	L6114
Hamlet Video International	L6130
Z Technology, Inc.	L614
DVB	L667
Acterna	L671
Pixelmetrix Corporation	L7768
Leader Instruments Corp.	L8777
Broadcast Video Systems	L8923
Burst Electronics Inc.	L8974
Tentel Corp	L9025
Tektronix Inc.	L9534
Videotek, Inc.	L9622
HORITA Co., Inc.	L9773
Hotronc, Inc.	L9868
Nelson Custom Case Co.	M10224
Extron Electronics	M7936
Ward-Beck Systems Ltd.	R2124
Potomac Instruments	R2140
Brainstorm Electronics	R2855
db Technologies	R2855
Sound Devices, LLC	R2900
Prism Media Products	R3000
AUDEMAT S.A.	R3035
EDX Engineering, Inc.	R3137
Gennum Corporation	S203
Communications & Power Industries	S2732
Audio Precision	S4504
Tandberg Television	S4859
Bexel Corporation	T155

TV transmitters, feedline, antennas, towers, services

LeBlanc Broadcast Inc.	L10445
Richland Towers	L1146
DigiTAG	L1214
Marconi Applied Technologies L12545	
RF Technology, Inc.	L12549
Advanced Designs Corp.	L12564
SpectraSite Broadcast Group L12611	
Itelco, Inc.	L1417
Thomson Components & Tubes L4628	
Harris Corporation	L5023
Rohde & Schwarz	L5750
Ktech Telecom	L577
NEC	L6043
Communications & Power Industries	L6114
Shively Labs	L6116
DVB	L667
TRON-Tek, Inc.	L8086
Acrodyne Industries Inc	L8645
Micro Communications, Inc.	L8768
Andrew Corporation	L9510
RFS Broadcast	L9528
Dielectric Communications	L9539
Kathrein Inc., Scala Division	L9574
Allen Osborne Assoc. Inc.	L9772
ADC/Nvision	L9857
Kline Towers	L9883
LEL Computer Systems	M7446
Magnum Towers Inc	R1934
Bext, Inc.	R1947
Utility Tower Company	R2136
Dielectric Communications	R2341
Rohn Industries, Inc.	R2547
Shively Labs	R2705
Radiacion Y Microondas, S.A. (Ryma)	R3025
UNIMAR Inc.	R3030
Armstrong Transmitter	R3115
Andrew Corporation	S2722
Communications & Power Industries	S2732
Litton Electron Devices	T1143
Thomson Components & Tubes T1451	

Video editing systems

Media 100 Inc.	i6511
Chyron Corporation	i6631
Pinnacle Systems, Inc.	L11327
Quantel	L11520
Play, Industries	L11657
BUF Technology	L122
Omnibus Systems LTD.	L12234
Chyron Corporation	L12300
Editing Technologies Corp.	L1269
Editware	L165
Astro Systems, Inc.	L277
Pixel Power Ltd.	L741
Avid Technology, Inc.	M8318
Adobe Systems Incorporated .	M9619
DPS - Digital Processing Systems	M9732
Boxx Technologies	S3872
Discreet	S4100
Matrox Electronic Systems Ltd.	S4113
Accom, Inc.	S4806
Fast Multimedia AG	S4817

Video routing

Logic Innovations	E3217
Teleglobe Communications Corporation	E3817
Lightworks Inc.	E6206
Prime Image, Inc.	L10382
Grass Valley Group	L10409
Utah Scientific, Inc.	L10452
DNF CONTROLS	L1155
Keywest Technology Inc	L11633
Evertz	L12146
Sigma Electronics Inc.	L12639
Cobalt Digital, Inc.	L134
Network Electronics AS	L229
VELA	L346
Hi-Tech Enterprises, Inc.	L4347
SAV Systemes Audiofrequence Videonique	L436
Image Video	L4621
Philips Digital Video Systems	L5010
Multidyne Video & Fiber Optic Systems	L5055
RDL Radio Design Labs	L5961

Media Concepts	L6338
Fast Forward Video	L8083
Video International Development Corp.	L8165
Netcom	L8209
FOR.A-Video Gainesville	L8612
Leitch Incorporated	L8620
Miranda Technologies, Inc.	L8632
PESA Switching Systems, Inc. ..	L8757
Broadcast Video Systems	L8923
Burst Electronics Inc.	L8974
Comprehensive Video Group	L9020
Allen Avionics, Inc	L9052
Lucent Technologies	L941
Videotek, Inc.	L9622
Allen Osborne Assoc. Inc.	L9772
HORITA Co., Inc.	L9773
ADC/Nvision	L9857
Hotronc, Inc.	L9868
Datatek Corporation	L9949
InnovaCom	M10134
LEL Computer Systems	M7446
Video Accessory Corporation.	M7857
Extron Electronics	M7936
VELA	M8329
Folsom Research, Inc.	M9168
Gefen Systems	M9339
Inline, Inc.	M9745
Optivision, Inc.	M9749
Telecast Group AS	R1663
AV Communications PTY LTD	R1837
Ward-Beck Systems Ltd.	R2124
RDL Radio Design Labs	R3143
Genum Corporation	S203
Force Inc.	S3563
Scientific-Atlanta Inc	S4142
A.F.A. Products/Videobank	S4823
BarcoNet	S5360
Fortel DTV Inc.	T1023
PixStream Incorporated	T823

Weather/data services

SpaceCom Systems	E5523
AccuWeather	L10768
Weather Central	L11651
Advanced Designs Corp.	L12564
AWS, Inc.	L1477
Pixel Power Ltd.	L741
Allen Osborne Assoc. Inc.	L9772
CIPRICO INC.	M8336
Baron Services	R1673
SGI	S4132

Wire, cable, connectors

Neotec Graphic International ...	E5811
Neutrik USA, Inc.	L11636
RF Technology, Inc.	L12549
IMMAD ECVS	L1277
Marshall Electronics, Inc.	L144
Switchcraft, Inc.	L4403
Audio accessories, Inc.	L4428
Trompeter Electronics Inc.	L4631
Whirlwind	L4645
Lemo USA, Inc.	L5354
Multimedia Accessories, Ltd. ...	L5740
Gepco International, Inc.	L5856
Hitachi Denshi America Ltd	L6414
Wireworks Corporation	L8204
Patchamp	L8209
Belden Electronics Division	L8783
Andrew Corporation	L9510
ADC/Nvision	L9857
Extron Electronics	M7936
Inline, Inc.	M9745
Cool-Lux	R2009
TASCAM	R2141
Audio-Technica U.S., Inc.	R2647
Andrew Corporation	S2722
Marshall Electronics, Inc.	S3460
Delco Wire & Cable	S3760



500 Series Professional Value

Smooth control and positive fluid movement combined with the lightest of tripods makes Manfrotto support systems an invaluable complement to the latest professional DV, DVcam and ENG camera. Plus at prosumer prices they're an incredible value.

- **501 Pro Video Head**

Unsurpassed value with smooth fluid pan and tilt plus Teflon drag control - loads up to 13.2 lbs.



- **503 Pro Video Head**

The true DV partner with fluid cartridges PLUS fixed counter balance spring - loads up to 13.2 lbs.



- **505 Pro Video Head**

Infinitely variable fluid pan and tilt drag with 4 interchangeable counter balance springs, 2.2 to 17.6 lbs loads - 75mm ball.



- **510 Pro Video Head**

4 Step pan and tilt drag, adjustable spring for loads up to 23 lbs - 100 mm ball.



- All Five Series heads feature sliding quick release plate with secondary safety buttons, tilt and pan locks, spirit level and individual drag controls for both pan and tilt movements.

- Available in handy kits with head, tripod and bag or as separates.



Bogen Photo Corp., 565 East Crescent Ave, Ramsey, NJ 07446-0506 Tel: (201)818-9500 Fax: (201)818-9177
TNT Seminars, exciting promos & rebates — [click to www.bogenphoto.com](http://www.bogenphoto.com)




Circle (201) on Free Info Card
www.americanradiohistory.com


the new flavors of MPEGs

By Peter Symes

Compression standards have become a matter of great importance in the television broadcast community. Most television industry activity revolves around Motion JPEG, MPEG-2 and DV compression, with MPEG-2 being used almost exclusively for final delivery to the consumer.

We hear of MPEG-4 and MPEGs beyond that, and some engineers and managers wonder if the new work will supplant MPEG-2






of Excellence, Engineering & Design

Please visit us at NAB 2001
Sands Expo Center
Booth #M7929

See the latest
design innovations...
the newest materials...
and our vision for the
NEXT GENERATION



For More Information Call **1-800-735-2070** or contact your local Forecast Distributor,
Visit our web site at **www.forecast-consoles.com**

PHONE: **631-253-9000**

Circle (265) on Free Info Card
www.americanradiohistory.com

FAX: **631-253-0277**

and require even more capital investment. Do broadcasters need to think about MPEG-4, MPEG-7 and MPEG-21? Will these developments mean that a digital conversion today will become obsolete within a few years? More optimistically, will the new systems mean new revenue opportunities?

The evolution of MPEG compression

The impact of compression on broadcast television started with JPEG or, more accurately, with various proprietary implementations of Motion JPEG

standard defines a tool set, the syntax of the bit stream and the operation of the decoder. It does not define the operation of the encoder — any encoder that produces a syntactically valid bit stream that can be decoded by a compliant decoder is fair game. This allows for the evolution of encoding technology without change to the standard, and without rendering existing decoders obsolete.

MPEG-1 was frozen (i.e., subsequent changes were allowed to be editorial only) in 1991. In the same year the

The success of MPEG-2 is best highlighted by the demise of MPEG-3, intended for high-definition television. MPEG-3 was soon abandoned when it became apparent that MPEG-2 embraced this application with ease. MPEG-2 is the basis for both the ATSC and DVB broadcast standards and the compression system used by DVD.

Perhaps the most fundamental change brought by MPEG-2 is the number of compliance points. MPEG-1 defined a single compliance point. Every MPEG-1 compliant decoder had to decode any MPEG-1 compliant bit stream. MPEG-2 capabilities include a vast range of image sizes, encoding tools and data rates, suitable for different applications. A decoder capable of handling every possible MPEG-2 bit stream would be enormously complex and expensive, and enforcing this generality would preclude the use of the standard in most environments.

The MPEG committee decided on a structure of profiles and levels. *Profiles* define the tools and syntactical elements that may be used; *levels* define the permissible ranges of parameters. Various combinations of profile and level are provided to allow practical subsets to be implemented in a standard manner, as shown in Figure 1. For standard definition television we generally use Main Profile at Main Level (MP@ML) or the studio 4:2:2 Profile at Main Level (4:2:2@ML). For high-definition television we use the same profiles at High Level (MP@HL and 4:2:2@HL).

In one interesting demonstration, video coverage of a soccer game was processed to separate the ball from the rest of the scene.

systems that enabled nonlinear editing, broadcast-quality disk-based servers and more. Unfortunately there was no standard for adjusting JPEG compression to fit an image sequence within bandwidth limits, so each manufacturer's solution was different, and there was no possibility of interchange of compressed signals.

The first international compression standard for motion imagery, MPEG-1, was developed between 1988 and 1992 and included motion compensation for temporal compression. MPEG-1 represented a remarkable technical achievement, but had little direct impact on the television broadcast industry. It was, by design, limited to CIF picture size (352x240 pixels), to approximately 1.5Mb/s compressed data rate and had no tools to handle interlaced images.

It should be noted that the tool set and syntax developed for MPEG-1 was vastly more powerful than was represented by the constraints of the standard. MPEG-1 syntax was used for direct-to-home satellite broadcasting, and to compress HDTV by one of the proponents during the competitive phase of the Advanced Television Service proceedings.

MPEG-1 was also noteworthy for its approach to interoperability. The

MPEG-2 process was started, and MPEG-2 became a standard in 1995. The initial goals were simple — there was a need for a standard that would accommodate broadcast-quality video, including interlace.

In many ways, MPEG-2 represents the “coming-of-age” of MPEG. The greater flexibility of MPEG-2, combined with the increased availability of large-scale integrated circuits, meant that MPEG-2 could be used in a vast number of applications.

HIGH		4:2:0 1920 x 1152 80 Mb/s I, P, B	4:2:2 1920 x 1080 300 Mb/s I, P, B			4:2:0, 4:2:2 1920 x 1152 100 Mb/s I, P, B
	HIGH-1440	4:2:0 1440 x 1152 60 Mb/s I, P, B			4:2:0 1440 x 1152 60 Mb/s I, P, B	4:2:0, 4:2:2 1440 x 1152 80 Mb/s I, P, B
MAIN	4:2:0 720 x 576 15 Mb/s I, P	4:2:0 720 x 576 15 Mb/s I, P, B	4:2:2 720 x 608 50 Mb/s I, P, B	4:2:0 720 x 576 15 Mb/s I, P, B		4:2:0, 4:2:2 720 x 576 20 Mb/s I, P, B
	LOW	4:2:0 352 x 228 4 Mb/s I, P, B			4:2:0 352 x 288 4 Mb/s I, P, B	
LEVEL	SIMPLE	MAIN	4:2:2 PROFILE	SNR	SPATIAL	HIGH

Figure 1. The combinations of profile and level in MPEG-2. Standard definition has generally used Main Profile at Main Level, while HD uses the same profile at High Level.

MPEG-4

The wheels of international standardization grind slowly, and to ensure a standard is eventually achieved there are strict rules that prohibit substantive change after a certain point in the process. By the time a standard is officially adopted, there is often a backlog of desired enhancements and extensions — as it was with MPEG-2. As discussed above, MPEG-3 had been started and abandoned, so the next project became MPEG-4. Two versions of MPEG-4 are already complete and work is continuing on further extensions.

At first, the main focus of MPEG-4 was the encoding of video and audio at very low rates. In fact, the standard was explicitly optimized for three bit rate ranges:

- Below 64kb/s
- 64- to 384kb/s
- 384kb/s to 4Mb/s

Performance at low bit rates remained a major objective and some creative ideas contributed to this end. Great attention was also paid to error resilience, making MPEG-4 suitable for

use in error-prone environments such as transmission to personal handheld devices. However, other profiles and levels use bit rates up to 38.4Mb/s, and work is still proceeding on studio-quality profiles and levels using data rates up to 1.2Gb/s.

More importantly, MPEG-4 evolved into a new concept of multimedia encoding with powerful tools for interactivity and a vast range of applications. This article can provide only the briefest of introductions to the system as the official “overview” of this standard spans 67 pages.

Object coding

The most significant departure from conventional transmission systems is the concept of objects. Different parts of the final scene can be coded and transmitted separately as *video objects* and *audio objects* to be brought together, or *composed*, by the decoder. Different object types may be coded with the tools most appropriate for the job. The objects may be generated independently, or a scene may be analyzed to separate, for example, foreground and

background objects. In one interesting demonstration, video coverage of a soccer game was processed to separate the ball from the rest of the scene. The background (the scene without the ball) was transmitted as a “teaser” to attract a pay-per-view audience. Anyone could see the players and the field, but only those who paid could see the ball.

The object-oriented approach leads to three key characteristics of MPEG-4 streams:

- Multiple objects may be encoded using different techniques and then composited at the decoder;
- Objects may be of natural origin, such as scenes from a camera, or synthetic, such as text; and,
- Instructions in the bit stream, and/or user choice, may enable several different presentations from the same bit stream.

The generalized system for object coding in MPEG-4 is shown in Figure 2. This diagram also emphasizes the opportunities for user interaction within MPEG-4 systems — a powerful feature, particularly for video game designers.



MAGER SYSTEMS, INC.
The Best in Sound Furniture

Since 1979 Mager Systems has been designing and fabricating exquisite custom studio furniture for the broadcast industry nationwide. Our unique award winning furniture offers true solid wood premium construction, 3D drawings and design, delivery and installation. Of course, we still offer our 10 year warranty on solid surface tops exclusively, that will long out last wood edges and laminates. Our quality furniture is very affordable, and can accommodate every budget from economy to showplace. We know the broadcast industry is changing everyday, so, if you haven't looked at Mager Systems lately, its time you checked to see what we have new to offer like **Turnkey Prewiring**. Call us today and find out why Mager Systems is the best in sound furniture.

Does Your Studio Furniture Look As Great As This?

Check Out Our New Turnkey Prewiring...

Designed, Fabricated, Delivered and Installed

21602 N. Central Ave., Suite 1
Phoenix, Arizona 85024
TEL: 623-780-0045
FAX: 623-780-9860
www.magersystems.com
mager@magersystems.com

Circle (278) on Free Info Card

See us at NAB Booth R2701

These capabilities do not have to be used. MPEG-4 provides traditional coding of video and audio and improves on MPEG-2 by offering enhanced efficiency and resilience to errors. However, the true power of MPEG-4 comes from the architecture described above. The coding of objects independently offers a number of advantages. Each object may be coded in the most efficient manner, and different spatial or temporal scaling (see below) may be used as appropriate.

Video coding

Many of the video coding tools in MPEG-4 are similar to those of MPEG-2, but are enhanced by better use of predictive coding and more efficient entropy coding. However, the application of the tools may differ significantly from earlier standards.

MPEG-4 codes video objects. In the simplest model a video is coded in much the same way as in MPEG-2, but it is described as a single video object with a rectangular shape. The representation of the image is known as *texture coding*. Where there is more than one video object, some may have irregular shapes, and generally all will be smaller than a full-screen background object. This means only the active area of the object needs be coded, but the shape and position must also be represented. The standard includes tools for *shape coding* of rectangular and irregular objects, in either binary or gray-scale representations (similar to an alpha channel).

Scalability

In the context of media compression, scalability means the ability to distribute content at more than one quality level within the same bit stream. MPEG-2 and MPEG-4 both provide scalable profiles using a conventional model; the encoder generates a base layer and one or more enhancement layers. The enhancement layer(s) may be discarded for transmission or decoding if insufficient resources are available. This approach works, but all decisions about quality levels have to be made at the time of encoding, and in practice the number of enhancement layers is severely limited (usually to one).

Later versions of MPEG-4 include the *fine grain scalability (FGS)* profile. This technique generates a single bit stream representing the highest quality level, but allows for lower-quality versions to be extracted downstream. FGS uses bit-plane encoding. The quantized coefficients are "sliced" one bit at a time, starting with the most significant bit. This provides a coarse representation of the largest (and most significant) coefficient(s). Subsequent slices provide more accurate representations

and such depth in every aspect, that the potential applications are endless.

MPEG-7

The first question about MPEG-7 is "why seven?" As mentioned above, the cancellation of MPEG-3 caused the sequence of real standards to be MPEG-1, MPEG-2, and MPEG-4. There were those on the committee who took the pragmatic approach and expected the next standard to be MPEG-5. The "binary-buffs" saw the

The new MPEGs will not replace MPEG-2 as the definitive standard for delivery of video to consumers.

of the most-significant coefficients, and coarse approximations of the next most significant and so on.

Spatial scaling, including FGS, may be combined with temporal scaling that permits the transmission and/or decoding of lower frame rates when resources are limited. As mentioned above, objects may be scaled differently. It may be appropriate to retain full temporal resolution for an important foreground object, but to update to the background as a lower rate.

Other aspects of MPEG-4

MPEG-4 is enormous, and the comments above touch on only a few of the many aspects of the standard. There are studio profiles for high-quality encoding that, in conjunction with object coding, will permit structured storage of all the separate elements of a video composite. Facial and body animation profiles will permit a stored face to "read" text in many languages. Further extensions of MPEG-4 may even provide solutions for digital cinema. Figure 3 shows the MPEG-4 profiles defined today.

Some describe MPEG-4 as the standard for video games, and certainly many of the constructs are ideally suited to that industry. However, even a cursory examination of the standard reveals such a wealth of capabilities,

historical 1-2-4 as the start of a pre-ordained binary sequence, and wanted the new work to be MPEG-8. Finally, it was concluded that any simple sequence would fail to signal the fundamental difference from the work of MPEG-1 through MPEG-4, and MPEG-7 was chosen.

MPEG-7 is not about compression; it is about *metadata*, also known as the "bits about the bits." Metadata is digital information that describes the content of other digital data. In modern parlance, the program material or content, the actual image, video, audio or data objects that convey the information, are known as *data essence*. The metadata tells the world all it needs to know about what is in the essence.

Anyone who has been involved with the storage of information, be it videotapes, books, music, whatever, knows the importance and the difficulty of accurate cataloging and indexing. Stored information is useful only if its existence is known, and if it can be retrieved in a timely manner when needed.

This problem has always been with us and is addressed in the analog domain by a combination of labels, catalogs, card indexes, etc. More recently, the computer industry has given us efficient, cost-effective, relational databases that permit powerful search engines to access stored information

The Fastest Way To Your AVID – Ikegami's Editcam II Digital Hard Disk Camera

Now Available From AMV Broadcast Sales.

The Editcam II, newly designed camcorder with Hard Disk Drive recording is the ideal camera for news and field production offering a myriad of cutting edge features. Best of all, you can take the hard disk (FieldPak2) and easily install it in your AVID Editor for instant access. No digitizing, No waiting!



Available
in 2 models:

DNS-201W with IT Chips
or DNS-21W with FIT Chips

CALL

Milton Brinkley
at (800) 783-7744
for Your Best
Deal



*Always
on the Cutting Edge*

See Us at NAB 2001 • Booth #MM524

FEATURES:

- 520,000 pixel resolution
- Instant preview through random access
- New Compact & lightweight FieldPak2
- Superior picture quality of 4:2:2, 13.5 MHz sampling at 8 bit quantization
- Retroloop function - saves segments of up to 7 minutes to disk retroactively
- Time lapse recording
- Single frame animation
- Edit function can be performed via remote laptop

See It, Try It, Buy It - At AMV Broadcast Sales

221 West 26th Street, New York, NY 10021 • (212) 727-1234 • Fax (212)255-6655

www.allmobilevideo.com

in remarkable ways — provided the information is present in a form the search engine can use.

The real problem is that the world is generating new media content at an enormous and ever-increasing rate. With the increasing quantity and decreasing cost of digital storage media, more and more content can be stored. Local and wide-area networks can make the content accessible and deliverable if it can be found. The search

engines can find what we want and the databases can be linked to the material itself, but we need to get the necessary indexing information into the database in a form suitable for the search engine.

We might guess from knowledge of earlier standards that the MPEG

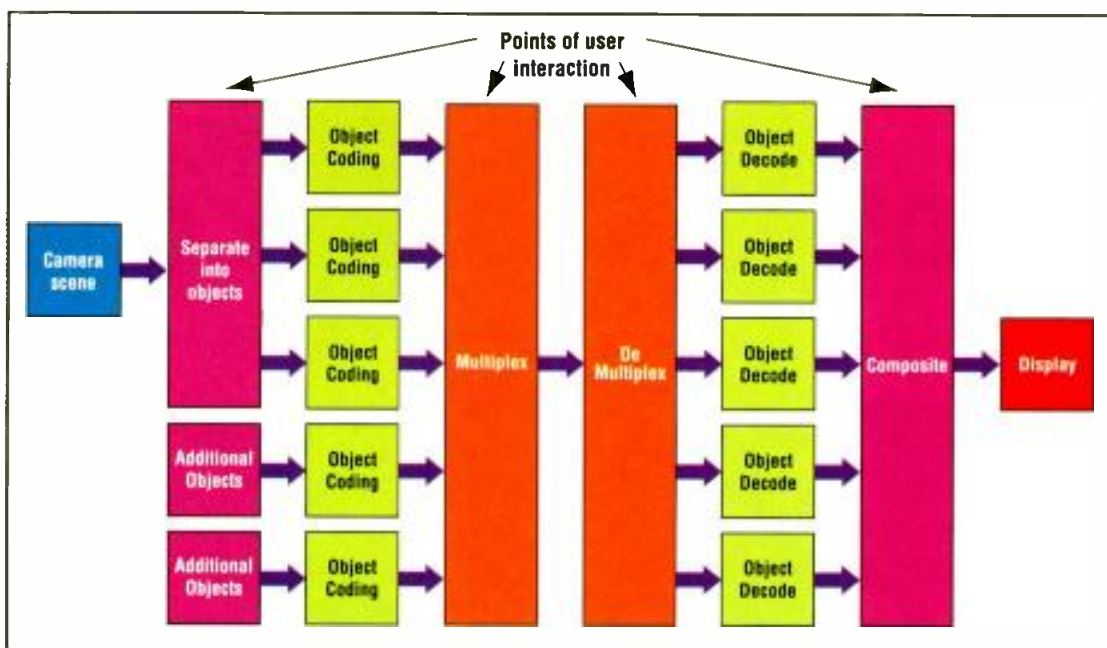


Figure 2. The generalized system for object coding in MPEG-4 illustrating the various points of possible user interaction.

ments may be present and how they will be encoded.

MPEG-7 defines a structure of *descriptors* and *description schemes* that can characterize almost anything. In theory, primitive elements such as color histograms and shapes can be combined to represent complex entities

index and retrieve items in ways unimaginable a few years ago. We will then need a system to control access, privacy and commercial transactions associated with this content. This is where MPEG-21 is targeted.

MPEG-21

MPEG-21 again differs from the earlier work of the committee. The basic concept is fairly simple — though wide reaching. MPEG-21 seeks to create a complete structure for the management and use of digital assets, including all the infrastructure support for the commercial transactions and rights management that must accompany this structure. The vision statement is “to enable transparent and augmented use of multimedia resources across a wide range of networks and devices.”

The work is at an early stage, but a committee draft is planned by December 2001. As with other MPEG projects, we can expect an initial standard with increased sophistication and flexibility contained in later amendments.

Conclusions

MPEG-2 is firmly established in the consumer market. Millions of MPEG-2 decoders already exist in DVD players and digital cable, satellite and terrestrial television receivers. In a sense, this simple fact answers one of the questions posed: The new MPEGs will not replace MPEG-2 as the definitive standard for

Stored information is useful only if its existence is known, and if it can be retrieved.

committee would not concern itself unduly with mechanisms for generating data. MPEG rightly takes the view that if it creates a standardized structure, and if there is a market need, the technological gaps will be filled. In previous MPEG standards, the syntax and the decoder were specified by the standard. In MPEG-7, *only* the syntax is standardized. The generation of the metadata is unspecified, as are the applications that may use it. MPEG-7 specifies how metadata should be expressed. This means the fields that should go into a database are specified, and anyone designing a search engine knows what descriptive ele-

such as individual faces. It may be possible to index material automatically such that the database can be searched for scenes that show, for example, George Burns and Ella Fitzgerald together.


The constructs are not confined to images. To paraphrase the official FAQ, it should be possible to use a voice sample to search for recordings by, or images of, Pavarotti, or to play a few notes on a keyboard to find matching or similar melodies.

The rapid advance of storage and networking systems will enable access to vast quantities of digital content. As technology advances to satisfy the needs of MPEG-7, we will be able to

Discover the technology behind the shoot.



Television. Film. Video. Streaming media. From pre-production to post-production, you're looking at the ultimate marriage of creativity and technology. And we have something you'll definitely want to see. ☛ Intertec's Entertainment Division is the leading information source in entertainment technology. Our informative, award-winning publications and timely events influence more than a quarter million key decision-makers around the world. ☛ Production professionals trust *Video Systems*, *Millimeter* and *netmedia* magazines to show them how to produce programs that win awards. Please clients. Garner critical acclaim. Or simply sell more soap. ☛ From the storyboard through the shoot and into the editing room, we've got you covered. So, get ready, and ... ACTION!



Wherever there's entertainment technology, there's an Intertec publication.

PRO AUDIO	TELEVISION / RADIO	CINEMA / VIDEO / INTERNET	DESIGN	EVENTS
Mix Electronic Musician Sound & Video Contractor Onstage Remix Internet Audio	Broadcast Engineering World Broadcast Engineering BE Radio	Millimeter Video Systems netmedia	Entertainment Design Lighting Dimensions	LDI DTV Conference Studio Pro Broadway Lighting Master Class

www.intertec-entertainment.com

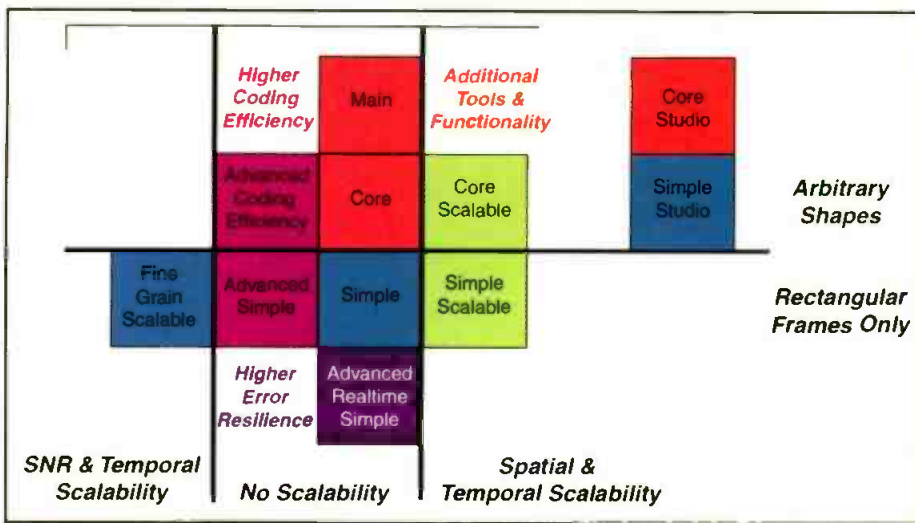


Figure 3. MPEG-4 profiles, as they are currently defined.

delivery of video to consumers by these mechanisms.

However, MPEG-4 may still be important to broadcasters for a number of reasons. Digital broadcasting will include program-related data, and may be targeted at devices other than conventional television receivers. MPEG-4 constructs may use MPEG-2 compression and may be carried on MPEG-2


transport streams so this could be a viable mechanism for data-enhanced programming.

Probably more important, however, is the use of MPEG-4 on the Internet. Most broadcasters now see streaming media as an essential part of their operations and are obliged to support popular streaming formats. The efficiency for low-bit rate applications, documen-

tation as an international standard and the flexibility of the FGS option all suggest MPEG-4 will be a major factor in the future of streaming media.

MPEG-7 and MPEG-21 will likely be of great importance to broadcasters in the future, but neither is a compression standard. The advent of these standards will impact many aspects of facility design and operational models, but not in ways that will devalue investments made today. In contrast, if MPEG-7 and -21 are successful, they will together provide a tremendous boost to e-commerce, and greatly enhance the value of digital assets. ■

This article includes material extracted and adapted from Video Compression Demystified by Peter Symes (McGraw-Hill, 2001) by permission of the publisher. Details at www.symes.tv. Peter Symes is Manager, Advanced Technology, and a Fellow of Grass Valley Group.



Step into the Demo Room!

Check out what's new! When you see this Demo Room logo, go online and view streaming video demos of the hottest new products. That's right. Simply go to www.wbeonline.com to see the latest online product demonstrations.

Broadcast ENGINEERING
THE JOURNAL OF DIGITAL TELEVISION®

Stay up-to-date
with the latest
digital technology.

Your career depends on it.

Your station's
future depends on it.
Digital Television 2001.
Be there.

This is a must-attend seminar for all decision-makers involved in television & production.
November 28-30, Hyatt Regency Grand Hall, Atlanta, Georgia

The Digital Television conference provides the expertise and training you need to make your facility successful in today's increasingly competitive world. It provides intensive and specialized instruction in the latest in DTV technology, operations and practices. Don't let your career—or facility—miss this opportunity.

DIGITAL 
TELEVISION2001
CONFERENCE & EXHIBITION

Brought to you by:
Broadcast Engineering
World Broadcasting Engineering
millimeter
Video Systems

RETURN THIS COUPON FOR COMPLETE INFORMATION

Yes, I'm interested in attending DTV2001 I'm interested in Sponsoring/Exhibiting at DTV2001

Name _____ Title _____

Company _____

Address _____

City _____ State _____ Country _____ Zip _____

*Phone _____ Fax _____

**E-mail _____

*International guests, please include city and country codes

**Provide if you wish to receive news and updates via e-mail

Fax: 913-967-7251 Attn. Christina Toole
Mail: DTV2001 Seminar ■ 9800 Metcalf Ave
■ Overland Park, KS 66212 ■ USA
Phone: 913-967-7556 Christina Toole
Toll free: 800-453-9621
Web Site: www.dtvconference.com

Field Report

Acterna's DTS-400: MPEG-2 monitoring at EchoStar

BY JEFF MCSCHOOLER

In May of 1996, EchoStar Communications Corp. launched DISH Network, our direct broadcast satellite (DBS) system. Since then, the service has grown exponentially, and today it boasts more than five million customers across the U.S. To the team of experts who run EchoStar's primary satellite uplink facility in Cheyenne, WY, the success of the DISH Network system is not an accident. EchoStar's Uplink Engineering groups are responsible for processing, encoding and multiplexing all content and contribution feeds in the EchoStar facility.

At EchoStar, customer service is our number one responsibility. We are not looking to be second best, and we are not looking to be just OK; we want to be the best. The only way to be the best is to know what's going on in our system at all times.

In the burgeoning digital age, we work to shield our customers from the vulnerabilities of MPEG-2 compression and transmission. Key to our success is Acterna's DTS-400 MPEG-2 Digital Broadcast Monitoring System.

EchoStar's need for MPEG-2 monitoring became urgent a few years after the initial deployment of DISH Network. When DISH Network first began, we had a limited ability to monitor the stream from the time it was encoded to the time the set-top box decoded it. We needed to ensure that the set-top boxes at the customers' homes were decoding the television signals properly.

More specifically, many common errors in the MPEG-2 system layer aren't immediately visible on a set of video monitors. Dropped packets, corrupt tables or missing Packet IDs (PIDs) can cause degradation in picture quality or complete channel loss. These errors are more easily detectable when using the right MPEG-2 monitoring tool.

Many common errors in the MPEG-2 system layer aren't immediately visible on a set of video monitors.

Evaluating systems

To combat these issues, we began evaluating MPEG-2 monitoring systems. We needed a system that provided continuous network-wide monitoring while at the same time giving us access to real-time analysis of each individual transport

stream in the network. The system had to be both smart and easy to use.

The DTS-400 monitoring system provides EchoStar with a global supervision system for all 500 channels on our primary service. The entire network is monitored from a single screen of top-level status indicators representing the current health of all uplink and downlink

transport streams. When an indicator changes from the normal green color to yellow or red, denoting that an error has occurred, operators begin immediate real-time analysis of the problem stream at the click of a button. Thus the monitoring system allows users to



At its state-of-the-art Uplink Center in Cheyenne, WY, EchoStar uses the Acterna DTS-400 MPEG-2 digital broadcast monitoring system to monitor all 500 of DISH Network's primary services.

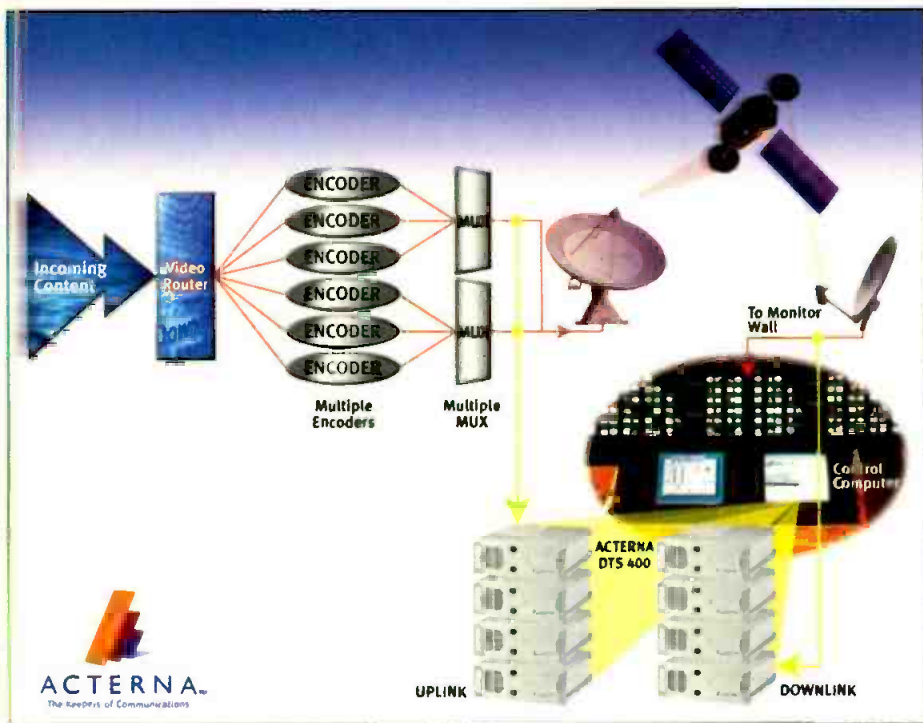


Figure 1. Simplified rendition of EchoStar's broadcast chain. EchoStar uses the DTS-400 MPEG-2 monitoring system to continuously monitor both uplink and downlink signals for all 500 of its primary services.

examine every element in every transport stream across the network in real time.

With its comprehensive real-time analysis capability, the DTS-400 completely opens any transport stream on the network to the operator's view. Using the network, program and PID

EchoStar has been able to drastically reduce the impact of errors on its customers.

information displays, operators can view network parameters or check the status of each program or PID in the stream. With PSI/SI table and descriptor views and the timing display, users can examine the full decode of all tables and descriptors, as well as analyze spacing and jitter on all PCR PIDs. In addition, the ETR290 screen and event log provide at-a-glance troubleshooting and diagnosis. These extensive real-time capabilities eliminate the hassle and delay of capturing files for offline analysis.

The system's real-time analysis tool

uses the familiar Windows NT interface, so novice users quickly become familiar with the software. All analysis windows are available at a single click, and a hierarchy tree structure allows for rapid navigation through table and descriptor decodes. This intuitive and easy-to-use structure has made the DTS-400 a natural training tool.

Results

In the two years since its implementation, the fully scalable DTS-400 system has grown to support DISH Network's success. As EchoStar expanded to broadcast additional services, the DTS-400 system was doubled in size to support the new services.

The DTS-400 has enabled EchoStar personnel to quickly identify, troubleshoot and resolve errors in the MPEG-2 system layer. With the DTS-400 system, we have been able to drastically reduce the impact of errors on our customers, even eliminating many problems before they reach the viewer.

Jeff McSchooler is director of technical operations for EchoStar, Cheyenne, WY.

Make waves with Keywest Technology video processing equipment.

- ▶ Analog to Digital Converting products
- ▶ Digital to Analog Converting products
- ▶ Distribution Amplifier products
- ▶ DVE and Picture in Picture products
- ▶ Editing Routers
- ▶ Pixel Scalars
- ▶ Rack Frame Card Modules
- ▶ Routing Switchers
- ▶ Standards Converters
- ▶ TBC/Frame-Synchronizer
- ▶ Special Application products
- ▶ VooDoo accessories

You'll find Keywest Technology equipment at only the best professional video dealerships, or call us direct today at 800-331-2019 or 913-492-4666 for your free *Cabana Literature Kit* which includes our new catalog. We'll help make your life a day at the beach.

technically, it's a day at the beach



Circle (242) on Free Info Card

TechTV flips for Telestream's FlipFactory

BY MARK R. SMITH

For the TechTV engineering department, the time for change was now. It was past time, really, to find a better way to repurpose video from TechTV's on-air broadcasts for use on the network's website (www.techtv.com). The second exposure provided by the Internet was great, but manually converting the video for the Web was a debacle, given the various encoders employed by Internet users.

According to David Seedall, who serves as vice president of engineering and operations for TechTV, a San Francisco-based on-air and online network dedicated to the digital lifestyle, the network had been having trouble doing its encoding manually. They determined that a better way to handle encoding would be to employ an automated system.

What the TechTV doctor ordered was FlipFactory, a new technology from Nevada City, CA-based

Telestream (www.telestream.net). Telestream's ClipMail Pro is used to encode video content into MPEG-2 files, which are delivered to FlipFactory via FTP and then transcoded into multiple stream-

contracts to support the Real Media, Windows and Quick Time codecs. This requirement made distribution three times more difficult, because they had to create three streams at differing bit rates.

The need came about because, unlike broadcast TV, there was no single, universal format to view streaming media on the Internet.

ing media formats and bit rates. This allows users like TechTV access to their broadest possible viewing audience.

TechTV partnered with Telestream to help provide input as a beta site during the final stages of product development. TechTV pointed out particular difficulty streaming media because they had

As a result, every clip of video produced at the studio must become six bit streams.

TechTV not only has those multiple sources of streaming media on its own website, but also feeds content to other platforms with their own bit rates and combinations that vary from the network's streaming media standards — like the high-speed portal RoadRunner.

The FlipFactory allows TechTV to automate the creation and delivery of the stream to these multiple distribution points.

Why automation?

Since the process of encoding streaming media is very repetitive and tedious, employing the manual method means people get bored, and when the volume is high, that's inviting costly mistakes. Settings get changed inadvertently and there are quality control issues that can be avoided by using an automated system.

It's the same on the distribution side. The system assumes the functions of the FTP service as well as the



Ed Fong, Master Control Operator, keeps track of signal quality at TechTV in San Francisco. Photo courtesy of TechTV. Photo by Auguste Raffael.

encoding. The system is scalable. CPUs can be added as needed to support the number of streams desired. Each CPU supports one stream. TechTV has an eight-processor Windows NT/2000 server, providing them with the capability to run dozens of Flips at once.

Automation in the encoding and distribution of streaming media is necessary because, unlike broadcast TV, there is no single universal format to view streaming media on the Internet. Similarly, because of the various speeds of Internet connections, there are different bit rates for the formats. Also, streaming media must be viewable on a number of platforms, such as handheld devices, laptops and new Net appliances. So broadcasters wishing to reach their largest potential audience must produce multiple formats with varying bit rates.

Prior to the advent of FlipFactory, creating multiple formats and bit rates was a manual process, using basically single-seat software on PCs and Macs.

The system's automation software creates all the streaming formats

consistent results as well, by using the same source file for multiple outputs. Encoding is an ideal process for a computer to take over, because of its repetitiveness.

FlipFactory solved the quagmire at TechTV by encoding its video content for use on the Web in whatever flavor the viewers opted to use. For encoding now, the system can be set and run without needing adjustments for weeks at a time, rather than requiring the man-hours

that were necessary before.

TechTV has been able to reduce the time needed to create streams by 75 percent by implementing the automated system. ■

For more information on Telestream's Flipfactory, circle (450) on the Free Info Card.

Mark R. Smith is a freelance writer and has covered broadcasting and post production for a decade. He resides in Odenton, MD, and can be reached at msmith1277@aol.com.

Prior to the advent of FlipFactory, creating multiple formats and bit rates was a manual process.

and bit rates the user specifies, and automatically delivers those files to streaming servers for access from a website. The software can be integrated with content management systems. TechTV's facility is being integrated with a Virage indexing system called Videologger, which makes the video on the network's website searchable. The integration makes the work flow that much more seamless for the operator. The system provides more con-

Be careful what
you ask for...
**YOU
JUST** might get
GOT IT!

Two new stereo shotguns from Audio-Technica

The AT815ST and AT835ST were developed at the request of broadcasters for reasonably priced, easy to handle, compact M-S stereo shotguns.

Self-contained, simple operation and light weight provide unequalled mounting versatility.

Two internally-matrixed left/right stereo modes and a non-matrixed M-S mode are switch-selectable.

Proven performance in demanding sports and field applications.



AT815ST AT835ST

To get more information, just ask! Call, write or fax today. Or visit our Web site at www.audio-technica.com.



Audio-Technica U.S., Inc. | 1221 Commerce Drive, Stow, OH 44224
330.686.2600 | Fax: 330.686.0719 | E-mail: pro@atus.com | www.audio-technica.com

NAB Booth #R2647



Streaming media products: Moving from software to hardware

BY JOHN LUFF

In the early 1970s I remember trying to understand the papers given at the SMPTE Winter Television Conference on "Bit Rate Reduction." The ideas seemed foreign — taking perfectly good video and squashing it into digital form and then wringing out the excess content to make it smaller for storage and digital transmission. Of course today we would find nothing out of the ordinary. BRR — video compression — is used in consumer camcorders, hard disk personal video recorders, and perhaps most ubiquitously in little windows (and big windows) on our PC screens. The basic technology stems from research into removing redundancy in complex data.

It can be shown that mathematically loss-less compression can achieve something slightly less than a 3:1 compression ratio. Typical professional video recorders generally operate at closer to 10:1 compression. Satellite transmission for program backhaul is done at about 25:1 reduction. DBS signals are at almost 50:1 compression.

Then there is streaming media, which operates at a tiny fraction of the data rate of other uses. Try a 700:1 compression ratio for 300Kb/s. If you have only a dial-up connection, the ratio becomes an astounding 6000:1. It is against this backdrop that we consider the issues related to hardware and software solutions for streaming media.

Compression for streaming

When the concept of streaming video to the Web was created a few years ago, it sufficed for most purposes to simply show a "changing" picture, for moving images would seem to dictate a frame rate in positive numbers. The quality of compression for streaming has improved from both major vendors (Microsoft Windows Media and Real Networks RealVideo), and the

ability of the Internet and private networks to handle high bandwidth media has improved at the same time, multiplying the net effect to consumers. As both the technology and bandwidth continue to improve the quality of the delivered application should become quite good.

It is clear from the compression ratios that must be achieved that every opportunity to make the job easier ought to be taken.

The process of streaming involves two distinctly independent processes: encoding and delivery. Encoding requires an input card for audio and video, the compression software and storage for the output file, unless it is passed immediately to the delivery system in a live broadcast. Delivery usually involves passing the file to a server from which it is accessed by the consumer. This server could be a single point source for content not expected to require wide distribution or a considerable number of concurrent users, or a distributed network of servers which cache the stream nearer to the users' location, a scenario illustrated in Figure 1. This method enables delivery to multiple users, while avoiding often-clogged segments of the Internet.

The media to be streamed must be converted from analog (or digital) video to the appropriate compressed format. This process is not at all different from ingesting for a broadcast playout server. Until recently this process was generally done in a computer with an appropriate input card, loaded with software that completed the appropriate compression. It is clear from the compression ratios that must be achieved that every opportunity to make the job easier ought to be taken.

Feed lousy, noisy video in, and get a "less than stellar" result. It is also important to make sure that the intended target bit rate is one that can be delivered end-to-end to the consumer. Poor video, made worse by dropped frames and constant recovery from network errors, will make what might

have been a successful experience one the consumer will reject as a failure. Anecdotally, I marvel that users who would not tolerate a VHS tape stopping periodically will actually watch video on a computer that seems to suffer from too much cholesterol.

Products for streaming compression

In the last year several manufacturers have introduced products intended solely to compress and either store or forward to the delivery server video from professional formats. Indeed a recent issue of a consumer computer industry magazine reviewed such products. They tested quality and features and pronounced their judgments.

These products include simple systems intended to perform only one type of compression at a time (usually selectable between Windows Media Player and Real Video formats). But the marketplace has moved considerably beyond making the ingest computer more user friendly. Some products allow both formats to be created at the same time. Others provide the ability to combine the compressed stream with other elements, automating the assembly of a coherent and locally branded webpage. One carries it much further, with control of cameras,

switching and effects, character generation, web advertisements, and other elements in a very sophisticated presentation. This might be viewed as TV studio in a box, with the output dedicated to Web access.

At the extreme edge is a system from one manufacturer that combines all of the above plus user interactivity that allows users to assemble a newscast from their choice of stories. While one might question the journalistic value of some people's judgment, it is a natural extension of the freedom of choice on the Web. Such streaming on demand playlists may well demonstrate a major change in the way users interact with streaming media in the future, allowing a user to assemble a virtual broadcast channel for seamless viewing, provided bandwidth was not an issue, which of course it still is.

Various factors need to be considered when picking streaming media products for installation into a broadcast station. I encourage customers to look back down the wire from the consumer's viewpoint. If the customer can reasonably be expected to accept all streaming formats, it is clear that support for a single format would be a limitation you should avoid. If you are placing your newscast on the Web you may be able to select a single format, for your viewers will likely come back regularly and therefore take the time to load the appropriate codec. On the other hand, if your product has wide use, or is one which viewers are less likely to visit regularly, you should consider support for all likely target formats. If the time sensitivity of your content is such that you cannot take the time to sequentially encode in multiple formats you should consider either a single solution which does both simultaneously, or perhaps redundant systems, which will allow you to create two streams at the same time from separate encoders.

The input side of the encoder is very important to the engineer who must implement the system. Some systems are built with unbalanced audio inputs and poor quality NTSC decoders. Others have component digital and AES inputs. Streaming encoders work

very much like more mainstream compression products, and perform significantly better if you can deliver either component digital video or at least NTSC that has been decoded well (assuming a component input on the streaming encoder). Some encoders allow you to control the source tape deck when encoding from a VTR, so you might look for an RS-422 port. A few permit 1394 inputs (DV streams), which would allow a simple and very effective interface.

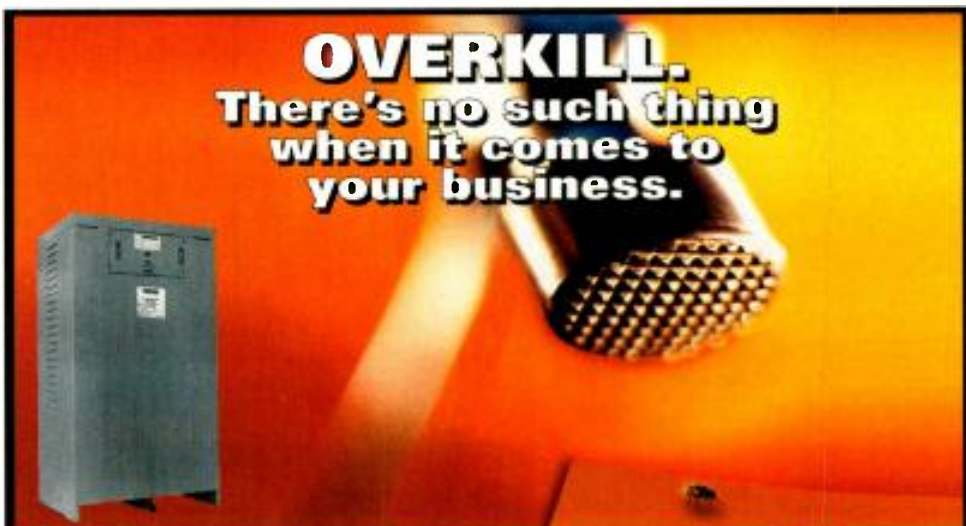
It is important to recognize the issues that affect the ease of use and ultimate quality of the product at the output of the encoder. The size (pixel map) of the encoded image, bit depth, encoded bit rate and encoded frame rate are all linked in complex ways to allow the end user the most effective image possible. Some encoders using lower quality decoders suffer from being unnecessarily soft, or do not adequately remove NTSC artifacts from the signal prior to encoding. Others do not maximize the potential quality

of the encoding process. Some allow two-pass encoding, analyzing the complexity of the material and then tweaking the encoding to apply the largest number of bits from the target bit rate to the most challenging portions of the content.

As with many things in our industry, buying by brand name has become difficult. Some of the manufacturers of streaming products come from the computing industry and have added video-based products only recently. Others who have roots in video graphics have leveraged their television expertise to move towards Webcentric products. The best advice possible with these products is to be sure the company you pick understands how you run your business, can support you well and has the financial stability to remain in business as the .com bust proceeds. ■

John Luff is vice president of business development for AZCAR USA.

on the web www.broadcastengineering.com
a member of digital media net



OVERKILL.
There's no such thing
when it comes to
your business.

Unique Power Solutions For Industry Worldwide
UPS • Power Conditioners • Voltage Control • Variable Transformers

You can't afford power problems. With everything else you're responsible for, you need power protection you can trust. More broadcasters rely on Staco Energy Products Co. regulators than any other. They're built tough, with rock-solid technology, to handle high overload conditions with the tightest voltage regulation available, so you can depend on them.

Now with a **FULL 3 YEAR WARRANTY**, because peace of mind comes with knowing you have the best power protection available, backed by over 60 years of experience in the power industry. Visit us at the NAB 2001 show, booth L12252 and see Staco Energy's newest and most dependable products designed to protect your business.

STACO ENERGY PRODUCTS CO.
A member of the International Brotherhood of Electrical Workers

Get serious about your power protection.
Call us toll free: 866-261-1191,
or visit www.staco-solutions.com

Circle (243) on Free Info Card

See us at NAB Booth #L6561/L6661

Business highlights from broadcast and production

BY STEPHANIE TWEITO, ASSISTANT EDITOR

Keops Broadcast, a developer of KDMAM (digital media asset management) solutions for the broadcast, post-production and corporate markets, announced it is changing its corporate name to **Keyvia Inc.** The name change follows the company's transformation from a fully-owned subsidiary of Keops Technologies Inc. to an independent business entity.

Sony Electronics Inc. has become a worldwide distributor of **The Bulldog Group, Inc.**'s Bulldog software and will act as the exclusive distributor for the United States and Japanese broadcast markets with minority investment.

EMMIS Communications, an owner and operator of radio, television and magazine entities in U.S. markets, has purchased **Omneon Video Networks'** Omneon Networked Content Server System as its infrastructure for recording and playback of Sony HDCAM material.

Inscriber Technology Corporation announced that Quantel is now shipping the new iQ system that integrates Inscriber's text and graphics technology into Quantel's new platform.

Sierra Video Systems recently supplied Cox Communications with a routing switcher built at their Grass Valley Plant. The facility will utilize the Yosemite 128 x 256 fully-populated video plus stereo audio router to distribute video and audio feeds and commercial insertions to Cox's network stations.

NEC America Inc.'s parts and support division has moved. Full sales and support can be obtained at their new address: NEC America Broadcast Equipment Department; 6535 N. State Highway 161; Irving, TX 75039-

2402; 888-383-4DTV (toll free); 214-262-3642 (main); 214-262-3687 (fax).


Azteca America, the U.S. Hispanic television network that will be launched next quarter by partners Pappas Telecasting and TV Azteca, has made a \$1,150,000 investment in **Panasonic DVCPRO50 4:2:2** digital video equipment to support network operations at its new operations center in Dallas.

Harris Corporation announced an agreement to provide Hearst-Argyle Television, Inc. with a full range of DTV transmission equipment, furthering Hearst's digital build-out.

Technology Rentals and Services (TRS), a division of The CIT Group, has purchased six new **Ikegami HDK-79D** cameras and a TDP-360 HD video switcher, giving TRS the tools for broadcast-quality production in HD or SD.

Canon Broadcast, a division of Canon USA, has officially changed its name to **Canon Broadcast and Communications.** The division is responsible for three product lines: Broadcast lenses, the Canon-beam optical beam communication system and Closed Circuit TV lenses.

Avid Technology, Inc. announced its Avid Media Solutions division has formed a new broadcast group to be headed by Matt Danilowicz, the former president and CEO of iNEWS, LLC.



Clarification: The photographer for the January cover photo of NMT's all digital truck was incorrectly identified. The photo was actually taken by Concept; Deborah Rice and John Benson.

People

Robert Mitchell Sillman, owner, chairman of the board of directors and former president of Electronics Research, Inc. (Evansville, IN) died Feb. 12 in Baltimore.

Before purchasing Electronics Research, Inc., Mr. Sillman was a radio consulting engineer with the FCC, the Radio Research Laboratory at Harvard University and the U.S. Navy Bureau of Aeronautics.

Screen Shot

Canon lenses deliver presidential inauguration

SWTV, mobile production specialists, selected the HD-and SD-ready Canon 86xs lens for its Image Stabilizer system to cover the 2001 presidential inauguration. Providing the feed for national network coverage, the lenses were on Ikegami cameras that were on scaffolding 50 yards from the podium and about 50 feet in the air. With the lens' optical shift Image Stabilizer and the Power Optical System, the crew had a lens that matched the highest zoom ratio to shake-free shooting.



NEC's Digital Microwave Link covers Inaugural Parade

CBS News Washington used NEC's Digital Microwave Link (DML) during the Inaugural Parade as part of their Inauguration coverage. This was the first use of a COFDM moving shot by the News division in Washington, whose shots were called by CBS News in New York.



Debuting this month!

Check out what's new! When you see this Demo Room logo, go online and view streaming video demos of the hottest new products. That's right. Simply go to www.broadcastengineering.com to see the latest online product demonstrations.

www.intertec.com

Broadcast
ENGINEERING
THE JOURNAL OF DIGITAL TELEVISION

www.broadcastengineering.com

MONITORS

SONY Panasonic JVC



Canon YASHICA SEAGSI Nikonos ELISS BUSHNELL
PHOTO - VIDEO - PRO AUDIO
BENBO Cullm

COME VISIT OUR SUPERSTORE

420 Ninth Ave.

Between 33rd & 34th Streets,
New York, N.Y. 10001

Store and Mail Order Hours:

Sun. 10-5, Mon. thru Thurs. 9-7
Fri. 9-1, Sat. Closed

For Orders Call:

800-947-9928

212-444-5028

or FAX (24 Hours):

800-947-9003

212-444-5001

We Ship Worldwide



www.bhphotovideo.com



"THE PROFESSIONAL'S SOURCE"

FOR ORDERS CALL: **800-947-9928**
 212-444-5028
 OR FAX (24 HOURS): **800-947-9003**
 212-444-5001
420 Ninth Ave. (Bet. 33rd & 34th St.) New York, N.Y. 10001

MOST ORDERS SHIPPED WITHIN 24 HOURS
OVERNIGHT SERVICE AVAILABLE

www.bhphotovideo.com

SONY DSR-PD150

3-CCD Mini DV CAM Camcorder

- High quality acquisition in the DV CAM component digital format, as well as in DV, allowing up to forty minutes recording on one tape Mini DV CAM tape or over a full hour in the DV mode. Suited for Event Videography and Video Journalist applications. This compact camcorder features three newly developed 1/3 inch 380K pixel CCDs with increased resolution and sensitivity at reduced noise and vertical smear.
- Allows two scanning modes: 480 progressive (for still) or interlaced (for video).
 - Complete Professional Audio functions with two built-in XLR inputs.
 - Built-in electronic zoom lens features Autofocus and SuperSteadyShot with an MTF 12X high quality optical lens with manual Zoom, Focus and Iris control.



- Built-in slot for a flash memory card or MemoryStick for still image storage. Up to 988 JPEG pictures can be stored in one 64 MB MemoryStick. The stored images can be mixed or keyed to the live image allowing logo insertion and/or mix effects.
- High resolution (500 lines) B/W viewfinder and a color swing out bright color LCD panel are included

Sony DSR-PD150 List Price \$4,000
 For B&H price Call



DSR-250 3-CCD DV & DVCAM

Introducing everything you need in an event camera and more. The new completely digital DSR-250 from Sony is a high image quality reduced size camcorder which has been optimized for shooting events and parties. Every feature you could want is included in this revolutionary acquisition tool.

- 1/3 inch x three 380K pixel (effective 340,000 pixels) CCD's that allow two scanning modes: 480 progressive (for still) or interlaced (for video). They also provide high quality acquisition with increased resolution and sensitivity at reduced noise and vertical smear. • One touch auto focusing in manual focus mode.
- 530 lines of horizontal resolution, allowing you to capture your subject with tremendous detail.
- Switchable aspect ratio 4:3 (TV mode) or 16:9 (Movie mode)
- DXL-801 high resolution 1.5" black & white viewfinder (same as in DSR5001 & DXC-D35) enables easier focusing. Automatic switches from 4:3 aspect to 16:9.
- Records in DVCAM or DV, standard tapes or mini. Up to 270 minute recording in DV mode onto a 184 min. DVCAM tape

- Manual or automatic functioning: Focus, Iris, Shutter-speed, Zoom, Gain (3 positions and memory).
- Flip out 2.5" 200,000 dot LCD monitor, finally available on a professional camera. • Time date stamp • Soft shoulder pad.
- 58mm lens with 12x optical zoom
- Advanced optical stabilization allowing for a high quality digital zoom out to 24x with a maximum digital zoom out to 48x
- Assignable time code (Rec Run, Free-run, User-bit)
- 16 bit 2 channel audio recording, or 12 bit 4 channel.
- Digital in/out (IEEE1394) and analog in/out.
- Still image capture onto memory stick • Upload graphics from memory stick or USB adapter. Software included
- Phantom 48V power • Built in speaker • Directional microphone in pro mic holder, 2 XLR audio inputs • Wireless remote
- Built in edit controller. Equipped with an i-LINK interface, allowing camcorder to serve as edit player or recorder.
- External 12V supply/Connection for light. The DSR-250 is equipped with light output (DC 12V, maximum 30 watts)

Sony DSR-250 List Price \$5,900
 For B&H price Call



DSR-300A 3-CCD Digital (DVCAM) Camcorder

Inheriting many of the same features and functions as the DSR-130, the affordable DSR-300A actually extends operational convenience with a range of new features and peripheral products. Remarkably compact and lightweight, the improved DSR-300A provides high mobility without compromising picture quality and can be held comfortably on your shoulder through the longest shoots and gives videographers the ability to acquire their footage quickly and easily.

- The DSR-300A has three 1/2" IT Power HAD CCDs to deliver 800 lines of horizontal resolution, 62dB S/N ratio and high sensitivity of F11 at 2000 lux.
- Power HAD CCDs also gives you a low smear level of -110 dB (DSR-300) allowing more freedom to shoot highlighted subjects
- With built-in 26-pin VCR interface, you can feed composite or S-Video output signals to an external recorder for parallel or back-up recordings. VCR recording modes including Parallel, Internal (only) and External (only) are selected via the trigger switch positioned on the operational panel
- With the DSR-300A, a picture previously recorded on tape can be superimposed on the viewfinder screen (Freeze Mix Function), allowing you to easily frame or reposition the subject (as in the previous shot). Combined with the SetupLog function, the take sheet becomes a breeze

- LSI Digital Signal Processor (the very same one used by the DXC-D30 cameras) for a high signal-to-noise ratio of 62 dB
- Both mini cassettes (PDVAM series) and standard cassettes (PDV series) can be used with the DSR-300A. With PDV-184ME (standard), a maximum recording time of 184 minutes can be achieved. They can also play back tapes recorded in the consumer DV format
- For operational convenience while shooting, the Time Code is Superimposed on the viewfinder screen or MONITOR OUT screen, even during playback
- DXF-801 viewfinder featuring variable peaking, 3 level tally light and a white LED light with 2 levels of intensity to illuminate the lens setting. • IEEE1394 i-Link (out only)

Sony DSR-300A List Price \$9,900
 For B&H price Call

Panasonic AG-DVC200 Full Size DV Camcorder

The Industry's first DV camcorder to utilize large DV cassettes

The AG-DVC200 1/2" 410,000-pixel IT 3-CCD DSP camcorder records for an astounding 4-1/2 hours (270 minutes), and offers an interchangeable bayonet mount lens that permits users to use their favorite 1/2" lens. With the incredible ability to shoot at F11 in lighting as low as 0.5 lux, the AG-DVC200 delivers an outstanding 800 lines of horizontal resolution, an IEEE 1394 interface, a signal-to-noise ratio of 62dB, and very low smear



The 11-pound shoulder-style camcorder delivers many functions offered in Panasonic's most popular DVCPROcamcorders, including a 4-position ND/CC filter, the ability to increase gain up to +36dB for shooting in dim light, User Scene Memory storage, and a 6-speed shutter with synchro scan for the flicker-free shooting of CRT displays

JVC GY-DV500

1/2-inch 3-CCD Professional DV Camcorder

The GY-DV500 combines the convenience and cost-effectiveness of Mini DV with the performance and features you need. Incorporate three 1/2-inch 380,000 pixel IT CCDs for superior picture performance (equivalent to 750 lines of resolution) superb sensitivity of F11 at 2000 lux and minimum illumination of 0.75 lux (LoLux mode). Rugged construction with a rigid diecast magnesium housing. Extremely portable, compact and light weight (less than 11 lbs. fully loaded). Additional features like the menu dial and Super Scene Finder assure ease-of-use and shooting flexibility, while the IEEE1394 and RS-232C interface allow integration into various non-linear and post-production systems. A professional camcorder in every sense, the compact, lightweight GY-DV500 redefines acquisition for corporate, educational, cable and broadcast production, as well as wedding videography and multimedia applications.



- 3 1/2" 380,000 pixel IT CCDs with 750 lines of resolution.
- F11 at 2000 lux. • Black Stretch/Black Compress function
- An advanced color matrix circuit ensures natural color.
- LoLux mode increases sensitivity with almost no increase in noise. • Multi-zone Iris weighting system offers accurate auto exposure under any condition.
- Viewfinder status displays audio indicator, tape and battery remaining time, VCR operation and warning indicators. • Menu dial lets you quickly navigate through the viewfinder menu.

Professional Audio

- Two 16-bit 48-kHz channels or two 12-bit 32-kHz channels with a dynamic range of 85 dB
- Two XLR-balanced audio inputs with 48v phantom power and manual audio control.
- Side-mounted speaker for playback.

Automatic Functions

- Continuous Auto Black (CAB) circuit assures perfect Black Balance in a changing environment.



Special Purchase

BUY any JVC GY-DV500U Package!
 GY-DV500U with Viewfinder and Lens Outfit
 GY-DV500U with Bescor ST144 Kit
 GY-DV500U with Viewfinder, Lens and AB1 Kit
 GY-DV500U with Viewfinder, Lens and AB2 Kit
 GY-DV500U with Viewfinder, Lens and IDX
 GY-DV500U with Studio Kit
and RECEIVE FREE:
 Anton Bauer Battery Kit A Value of 999.95
OR: IDX Battery Kit A Value of 849.95

GY-DV550U 1/2" 3-CCD DV Camcorder

Introducing the Versatile GY-DV550 from JVC. Designed by professionals, for professionals, the GY-DV550 is the world's first DV camcorder to offer studio camera capability. Thanks to the built-in 26-pin interface, you can connect the GY-DV550 to a CCU for remote-controlled studio operation or backup recorder in the field. But that's not all. It also comes with pool feed input/output, so you can transfer image data back and forth to another camera or cameras, making it ideal for special shooting situations such as press conferences, exclusive interviews, and sporting events. Record isolated camera views (ISO Cam) during a live multi-camera shoot, making it ideal for parallel shooting at live concerts and other events. Naturally, we've made sure the GY-DV550 is equipped with all the other capabilities you need, including a standard 1/2-inch bayonet mount for use with a great diversity of professional lenses, bidirectional IEEE 1394 (NTSC), two 48 kHz 16-bit digital PCM audio channels, and a built-in SMPTE or EBU timecode reader/generator, as well as XLR microphone inputs, audio outputs, headphones output, and both composite and Y/C outputs. Maximum versatility, top-level performance, and superior cost-efficiency make the GY-DV550 the smart solution for producers who need a camcorder capable of doing double-duty in both the studio and the field.

Ready for EFP remote control (RM-LP57/LP55) The EFP remote controls directly to the GY-DV550 for precise control over the video parameters.

Return video output for Tele-Prompter Tele-Prompter capability assures full support for studio program production.

Genlocking function To meet the demand for systemization, the GY-DV550 is equipped with a genlocking function that includes SC lock to assure high-resolution pictures.

State-of-the-art 1/2" 3-CCD image pickup Incorporates three 1/2" 380,000 (NTSC)/440,000 (PAL) pixel interline-transfer CCD's. Each CCD is equipped with highly advanced circuitry that eliminates vertical smear when shooting bright lights in a dark room. Lag and image burn are also reduced to indiscernible levels, while high sensitivity of F11 at 2000 lux assures creative flexibility and simplifies lighting requirements.

SR-VS10U

MiniDV and S-VHS VCR Combo

The SR-VS10U is a unique all-in-one video solution combining MiniDV and Super Hi-Fi Stereo in one VCR. The MiniDV deck allows direct playback of cassettes you've recorded on a MiniDV camcorder without any cables to connect. One easy solution!

- Mini DV Format & High Resolution Super VHS and VHS
- Digital AV Tracking • TBC and 4MB Frame Memory
- PCM Digital Audio (DV) and Hi-Fi VHS Stereo with MTS Decoder • Jog/Shuttle on Remote
- VCR Plus+ with Cable Eye Cable Box Controller
- Insert Editing with Flying Erase Head • Plug & Play
- Audio Dubbing • Auto Index and Index Search



- DA4(Double Azimuth) Head Helical Scan System
- Digital AV Tracking • Express Programming • Auto SP-EP Timer Recording • Active Video Calibration • Multi-Brand TV/DBS Compatible Remote with Jog / Shuttle
- S-video Input on Front / Back Panel • Two S-Video Output on Back Panel • Rear AV INPUTS, Gold Plated Front Inputs
- DV Playback Component Video Output, Two A/V Outputs

Panasonic AG-DVC10

Mini DV 3-CCD Camcorder

This lightweight unit uses the mini-DV format, large diameter lens, and a 3-CCD image sensor to deliver the high recording quality needed for professional use.

- High-Quality DV Recording
- Records on Mini DV cassettes in either SP (standard Play) or LP (Long Play) mode
- Records audio either as 16-bit 2 channel, or 12-bit 4-channel
- Superior 3-CCD Picture Quality
- 1/4 inch 270k-pixel IT 3CCD image sensor • 43 mm filter

- 12x Optical zoom
- Gain Up to +12dB
- Neutral Density Filter
- Manual Focus, Manual Iris
- New Shoulder-Type Design
- Excellent Shooting Stability
- Light weight weighing approx 6 lbs. • Extremely mobile
- i-Link (DV IEEE1394) Terminal



FOR ORDERS CALL:

800-947-9928

212-444-5028

OR FAX (24 HOURS):

800-947-9003

212-444-5001

**MOST ORDERS SHIPPED
WITHIN 24 HOURS
OVERNIGHT SERVICE AVAILABLE**
www.bhphotovideo.com

Anton Bauer HyTRON 50 Battery

Weighing a mere 31oz (880 grams) and packing 50 Watt-hours of energy - enough to operate a typical ENG camcorder for two hours, the HyTRON 50 is the most advanced lightweight battery in the industry.

- Made possible by recent advancements in a cell technology originally designed for the mobile computing industry, it incorporates nickel metal hydride cells that provide the highest energy density of any rechargeable cylindrical cell available. High performance is further assured through the integration of Anton/Bauer InterActive digital technology.
- Equipped with an on-board "fuel computer" which monitors energy input and output as well as critical operating characteristics and conditions. This data is communicated to the InterActive charger to ensure safety and optimize reliability.
- In addition, remaining battery capacity information is available by means of an LCD display on each battery and in the view-finder of the most popular broadcast & professional camcorders.
- Special low voltage limiter prevents potentially damaging overdischarge.

Specifications: 14.4 V, 50 WH (Watt Hours)
5-3/4" x 3-1/2" x 2-1/4" 1.9 lbs (88kg)
Typical runtime 2 hours @ 25 Watts 3 hours @ 17 Watts

QUAD 2702/2401 Four-Position Power/Chargers

The highest and slimmest full featured four position chargers ever, they can last charge four Gold Mount batteries and can be expanded to charge up to eight. They also offer power from any AC main: in a package the size of a notebook computer and weighing a mere four lbs! The 40 watt 2401 can charge ProPacs in two hours and TriPacs in one. Add the Diagnostic/Discharge module and the QUAD 2401 becomes an all purpose power and test system. The 70 watt QUAD 2702 has the module and is the ultimate professional power system.

IDX NPH-50 50 Watt Nickel Metal Hydride Batteries

Packed with 50-watts of power, these batteries provide long run times, using them as you would a traditional NP-type battery. Equipped with IDX's proprietary SF technology, they can even be charged in existing Negative Delta V style chargers, like the Sony BC1-WD, or any IDX nicad battery charger.

Both batteries are identical except that the NP-H50DX adds a power indicator.

- High Capacity NiMH cells • Standard thermal and short circuit protection, extra thermal fuse for safety, special plastic design for added strength.
- Environmentally safe • High efficiency/low temperature module • Capacity: 50Wh (13.2V/ 3.8Ah) • Camera run time: 115min @ 26 Watts

NP-H50 129.95 NP-H50DX 149.95

JL-2 PLUS 2-Position Multi-Format Charger/Power Supply

Universal charger/Power Supply. 2-channel sequential quick charger and power supply for Lithium-Ion, NP/BP-type NiCad and NiMH battery packs.

SONY 800 SERIES UHF WIRELESS MICROPHONE SYSTEMS



Consisting of 5 handheld and bodypack transmitters and 6 different receivers, Sony's UHF is recognized as the outstanding wireless mic system for professional applications. Operating in the 800 MHz band range, they are barely affected by external noise and interference. They incorporate a PLL (Phase Locked Loop) synthesized control system that makes it easy to choose from up to 282 operating frequencies, and with the use of Sony's pre-programmed channel plan, it is simple to choose the correct operating frequencies for simultaneous multi-channel operation. Additional features, like space diversity reception, LCD indicators, reliable and sophisticated circuit technology ensure low noise, wide dynamic range, and extremely stable signal transmission and reception. Ideal for broadcasting stations, film production facilities, and ENG work.

SONY DSR-20/40 DVCAM Player/Recorders

The DSR-20 and DSR-40 are versatile DVCAM VCRs with compact chassis and a variety of convenient functions for recording, playback and simple editing. They feature Auto Repeat Playback, Power-On Recording/Playback, multiple machine control interfaces and i.LINK (IEEE1394) input and output. And, of course, they offer the stunning image and sound quality inherent to the DVCAM format.

- i.LINK** They both offer i.LINK (IEEE1394) input/output. In addition, in the "Digital dubbing including TC Copy" mode, full information of video, audio and time code of the original tape can be copied to another tape. Especially useful when making working copies of the original tape.
- Inputs and Outputs** They provide a full range of analog video inputs and outputs for integration into current analog-based systems. They both offer composite and S-Video input/output. While the DSR-40 (only) offers a component output as well. The DSR-20 is equipped with analog audio inputs and outputs (RCA). The DSR-40 with RCA inputs and XLR-balanced output. These connections in combination with their i.LINK interface allow a smooth transition to an all digital system in the future.
- Record/Playback Functions** Automatic repeat function for repeated playback. After reaching the end of the tape, the DSR-20/40 automatically rewinds the tape, then starts playing back the segment again.

DSR-20 Only • The DSR-20 can be powered by AC or DC. • Equipped with Control L interface. The DSR-20 can perform simple Time Code-based editing when connected to another DSR-20 or other similarly equipped VCRs/cameras.

DSR-40 Only • Equipped with the RS-422A interface. It can perform as the editing player in A/B roll or cut editing systems.

DSR-30 DVCAM Digital VCR

The DSR-30 is an industrial grade DVCAM VCR that can be used for recording, playback and editing DV standard 4:1:1 sampling digital component recording with a 5:1 compression ratio provides spectacular picture quality and multi-generation performance. It has a Control L interface for editing with other Control L based recorders such as the DSR-200A DVCAM Camcorder or another DSR-30. It also has a continuous auto repeat playback function making it ideal for kiosks and other point of information displays.


- Records PCM digital audio at either 48KHz (16-bit 2 channel) or at 32KHz (12-bit 4 channel)
- Equipped with Control L, capable of SMPTE Time Code based accurate editing even without an edit controller. Built in editing functions include assemble and separate video and audio insert.
- By searching for either an index point or Photo Data recorded by the DSR-200A camcorder, the DSR-30 drastically cuts the time usually required for editing. The DSR-30 can record up to 135 index points on the Cassette Memory thanks to its 16K bits capability.
- Audio lock ensures audio is fully synchronized with the video for absolute precision when doing an insert edit.

- They are capable of searching for Index Points, which are recorded on the tape as "in-point" marks every time a recording starts. They can also search for photo data recorded on a DVCAM cassette by the DSR-200A/300/PO-100, or where the recording date has been changed.
- Reference Input** External sync input enables synchronized playback with other VCRs. Especially important in A/B Roll configurations. In addition, the DSR-40 only allows adjustment of H-sync and SC phase via the menu.
- Control S Interface** The DSR-20/DSR-40 have a Control S input allowing control via the optional DSRM-20 Remote Control.

DSR-20 List Price \$3,950 For B&H price Call
DSR-40 List Price \$5,100 For B&H price Call

In addition to Control L, the DSR-20 also incorporates an RS-232 interface for remote control of basic VCR functions from a PC. • Supplied with the RMT-DS20 Wireless Remote for control of basic VCR functions.

The DSR-40 is not equipped with a synchronization capability, the editing accuracy is performed by pre-roll and play.



Sony DSR-30 List Price \$4,475
For B&H price Call

UVW-1200/UVW-1400A Betacam SP Player • Player/Recorder

The UVW-1200 and UVW-1400A are non-editing VCRs which deliver Betacam SP quality and offer features for a wide range of playback and recording applications. RGB and RS-232 interface make them especially ideal for large screen, high quality video presentation, scientific research and digital video environments.

- Ideally suited for work in computer environments, because RGB signals can be converted into component signals and vice versa with minimum picture degradation.
- 25-pin serial interface allows external computer control of all VCR functions based on Lime code information. Baud rate can be selected from 1200 to 38,400 bps.
- Built-in Time Base Stabilizer (TBS) locks sync and subcarrier to an external reference signal as well as providing stable pictures. High quality digital dropout compensator further ensures consistent picture performance.
- Equipped with two longitudinal audio channels.
- Auto repeat of entire or a specific portion of the tape.

- Built-in character generator can display VTR status, time code, self-diagnostic messages, set-up menu, etc.
- Both rest (LTC Time Code) and UB (User Bits). The UVW-1400A also generates LTC and UB (Free-Run/Rec-Run).
- Control of jog, shuttle, playback, record, pause FF and REW with the optional SVRM-100A Remote Control Unit.
- Composite and S-Video as well as component via BNCs which are switchable to RGB output. The UVW-1400A has two switchable sync connectors and a Sync on Green.
- Built-in diagnostic function and hour meter.

UVW-1200 List Price 6,200 For B&H price Call
UVW-1400A List Price 8,400 For B&H price Call

UVW-1600/UVW-1800 Betacam SP Editing Player • Betacam SP Editing Recorder

The UVW-1600 and UVW-1800 are the other half of the UVW series. They offer the superiority of Betacam SP with sophisticated editing features. They feature an RS-422 9-pin interface, built-in TBCs and Time Code operation. Inputs/outputs include component, composite and S-Video. All the features of the UVW-1200/1400A PLUS—

- Optional BVR-50 allows remote TBC adjustment.
- RS-422 interface for editing system expansion.
- Two types of component output, via three BNC connectors or a Betacam 12-pin dub connector.
- Frame accurate editing is assured, thanks to sophisticated servo control and built-in lime code operation.

UVW-1600 List Price 9,600 For B&H price Call
UVW-1800 List Price 11,300 For B&H price Call

PVM-14M2U/14M4U & 20M2U/20M4U 13-inch and 19-inch Production Monitors

Sony's best production monitors ever, the PVM-M Series provide stunning picture quality, ease of use and a range of optional functions. They are identical except that the "M4" models incorporate Sony's state-of-the-art HR Trinitron CRT display technology and have SMPTE C phosphors instead of P22.

- HR Trinitron CRT enables the PVM-14M4U and 20M4U to display an incredible 800 lines of horizontal resolution. The PVM-14M2U and 20M2U offer 600 lines of resolution. M4 models also use SMPTE C phosphors for the most critical evaluation of any color subject.
- Dark tint for a higher contrast ratio (black to white) and crisper, sharper looking edges.
- Each has two composite, S-Video and component input (R-Y-B-Y, analog RGB). For more accurate color reproduction, the component level can be adjusted according to the input system. Optional BKM-101C (video) and BKM-102 (audio) for SMPTE 259M serial digital input.
- Beam Current Feedback Circuit
- 4.3/16.9 switchable aspect ratio.
- True multi-system monitors they handle four color system signals: NTSC, NTSC 4.43, PAL & SECAM.

- External sync input and output can be set so that it will automatically switch according to the input selected.
 - Switchable color temp: 6500K (broadcast), 9300K (pleasing picture). User preset (3200K to 10000K).
 - Blue gun, underscan and H/V delay capability.
- PVM-14M2U List Price 1,265 For B&H price Call
PVM-14M4U List Price 1,570 For B&H price Call
PVM-20M2U List Price 2,525 For B&H price Call
PVM-20M4U List Price 2,920 For B&H price Call



PROFESSIONAL VIDEO TAPES

Professional Grade VHS	
PG-30 2.29	PG-60 2.39 PG-120 2.59
Broadcast Grade VHS Box	
BGR-30 3.49	BGR-60 3.99 BGR-120 4.69
ST-30 6.99	ST-60 7.49 ST-120 7.99
M221 Ni 8 Double Coated	
Metal Particles	
P630HMP 4.49	P660HMP 6.29
P6120HMP 8.49	
Metal Evaporated	
E630HME 7.69	E660HME 10.49
E6120HME 13.99	
M321SP Metal Betacam (Box)	
05S 10.99	10S 11.99 20S 12.99
30S 13.99	60L 20.99 90L 32.99
OP121 OVC PRO	
12M (Med.) 7.49	23M 8.79 33M 10.99
63M 19.99	66L 22.50
94L 30.99	126L 39.99

maxell

Broadcast Quality Hi8 Metal Particle	
P6-30 HM BQ 5.39	P6-60 HM BQ 6.09
P6-120 HM BQ	7.99
P7 PLUS VHS	
T-30 Plus 1.69	T-60 Plus 1.99 T-90 Plus 2.09
T-120 Plus	2.19 T-160 Plus 2.69
MGX-PLUS VHS (Box)	
HGXT-60 Plus 2.69	HGXT-120 Plus 2.99
HGXT-160 Plus	3.99

BO Broadcast Quality VHS (Box)	
T-30 BQ 3.89	T-60 BQ 3.99 T-120 BQ 5.99
BO Professional S-VHS (In Box)	
ST-31 BQ 6.79	ST-62 BQ 6.99
ST-126 BQ	7.45 ST-182 BQ 13.99
Betacam SP	
B30MSP 13.49	B60MSP 19.99 B90MSP 27.95

Panasonic

Mini DV Tape	
AY DVM-30 6.49	AY DVM-30 (10 Pack) 5.99
AY DVM-60 6.99	AY DVM-60 (10 Pack) 6.49
AY-DVM80 12.99	AY-DV123EB 20.95
DVCPRO	
AJ-P12M (Medium) 7.99	AJ-P24M 9.99
AJ-P33M 11.49	AJ-P66M 19.49
AJ-P66L (Large) 20.99	AJ-P94L 29.99
AJ-P126L	38.95

SONY

Hi-8 Professional Metal Video Cassettes	
P6-30 HMPX 4.79	E6-30 HMEAD 6.99
P6-60 HMPX 5.79	E6-60 HMEAD 9.99
P6-120HMPX 8.99	E6-120HMEAD 13.99
PR Series Professional Grade VHS	
T-30PR 2.39	T-60PR 2.59 T-120PR 2.79
T-30BA 3.69	T-60BA 4.19 T-120BA 4.99
MO Master Quality S-VHS (In Box)	
MOST-30 7.49	MOST-60 7.69 MOST-120 7.99
BRS 3/4" U-matic Broadcast Standard (In Box)	
KCS-10 BRS (mini) 8.99	KCS-20 BRS (mini) 9.99
KCA-10 BRS 8.99	KCA-20 BRS 9.49
KCA-30 BRS 10.69	KCA-60 BRS 14.99
XBR 3/4" U-matic Broadcast Master (In Box)	
KCS-10 XBR (mini) 9.79	KCS-20 XBR (mini) 11.29
KCA-10 XBR 10.29	KCA-20 XBR 11.79
KCA-30 XBR 13.29	KCA-60 XBR 17.39
BCT Metal Betacam SP Broadcast Master (In Box)	
Single 10 Pak/Ea 50 Pak/Ea	
BCT-5M (small) 10.99	9.99
BCT-10M (small) 11.49	10.29
BCT-20M (small) 12.99	11.49
BCT-30M (small) 13.49	12.49
BCT-30ML 13.49	11.89
BCT-60ML 20.99	19.99
BCT-90ML 30.99	28.99
BCT-90ML	27.99
PDV Mini Series Professional DVCAM Tape (w/memory chip)	
(1) (10) Ea (1) (10) Ea	
PDVM-12ME 14.49	13.49 PDVM-22ME 15.19
PDVM-32ME 15.49	14.99 PDVM-40ME 16.99
16.49	
PDV Series (Standard) Professional DVCAM Tape	
PDV-34ME 24.99	23.99 PDV-34N 20.99
PDV-64ME 27.99	26.99 PDV-64N 24.99
PDV-94ME 32.99	31.49 PDV-94N 29.99
PDV-124ME 38.49	37.49 PDV-124N 32.99
PDV-184ME 46.49	44.49 PDV-184N 39.99
38.99	
Mini DV Tape	
DVM-30EXM w/Chip 12.79	DVM-60EXM w/Chip 16.99
DVM-30EX "No Chip" 11.99	DVM-60EX "No Chip" 12.99
DVM-30PR "No Chip" 7.99	DVM-60PR "No Chip" 9.75
Full Size DV Tape with Memory Chip	
DV-120MEM 24.99	DV-180MEM 26.99



TO INQUIRE ABOUT YOUR ORDER:
 800 221-5743 • 212 239-7765
 OR FAX 24 HOURS:
 800 947-2215 • 212 239-7549

420 Ninth Ave.
 (Bet. 33rd & 34th St.)
New York, N.Y. 10001

COMPUTER VIDEO EDITING

BH High Performance Non Linear Editing Turnkey Systems

With B & H's extensive experience and knowledge in both video production and computer configuration, these attributes are combined to custom build the best non-linear turnkey systems in the industry. Our knowledgeable staff will assist you in designing a full video production suite around your needs. Any specialty designed turnkey system is available for the wide variety of manufacturers we deal with: Avid, Canopus, Digital Origin, DPS, Matrox, Media 100, NewTek, Pinnacle, Play and Sony. These systems will also meet your particular production needs. You can have your choice from Analog, Component, DV, MPEG-2, Uncompressed or DVD authoring workstations with the best special effects and media creation software available. From our knowledgeable sales staff to our trained and experienced system integrators and technical support team, we care about what the customer wants.



We deal with only the highest quality and manufacturer approved materials for our turnkey system. Our custom built workstations go through a rigorous period of testing and burn in period. No non-linear workstation leaves B & H's location without being 100% approved by our highly experienced technical staff.

In addition, your non-linear system will be designed around your specifications. From motherboards to keyboards, these systems will have your personal signature on them. And after receiving your system, unlimited technical support is available for 60 days, with additional support available.

B & H is the Professionals Source for Digital Video.



System Configurations

- 7 Bay full tower with 300 watt Power Supply.
- Intel Pentium III 866 MHz or 1GHz Processor.
- Asus CUSL2 Dual Processor Motherboard
- 256mb of SDRAM PC133 (Kingston or PNY)
- Matrox G450 display card • IBM Deskstar 30GB ATA 100 IDE System Drive • TEAC 40X internal CD-Rom Drive
- 3.5" Floppy Drive • Microsoft Mouse • Keyboard
- Microsoft Windows 98/NT/2000 full operating software
- Norton Utilities (NT System only).

Computer System with	Operating System		
	98	2000	NT
Pentium III 866 MHz System	1,349.95	1,399.95	1,499.95
Pentium III 1 GHz System	1,699.95	1,799.95	1,899.95

Avid Xpress DV Powerful Video Editing Tools

Avid Xpress DV software combines powerful video and audio editing tools, digital mastering, and extreme ease of use. Captures and edits DV video, adds effects, mixes audio, and outputs over IEEE1394 FireWire. Or transcodes the content to all major new media formats. MPEG-1 (for CO-R) MPEG-2 (for DVD-ROM) QuickTime or AVI for computer based presentations or for streaming on the web. As a member of the Avid Xpress Family, The Xpress DV offers the same Avid graphical user interface (GUI) used in the very high-end Avid products, powerful audio and video tools.

- Pentium III 866 MHz / 1 GHz CPU
- 128mb/256mb RIMM (RDRAM) memory
- Matrox G450 32mb Graphics Card
- 20GB ATA100 IDE (7200 RPM) System Drive
- 40GB ATA100 IDE (7200 RPM) System Drive
- 48X IDE CD ROM Drive • 3.5" Floppy Drive • Windows NT

Express DV on Dell Precision 220 Workstation

866 MHz Processor,
128mb RDRAM
\$4,499

1 GHz Processor,
256mb RDRAM
\$4,999

DELL Precision 220 Workstation Bundle



canopus DV-Rex M3 Mobile Real-Time DV Editing Workstation

Add portability to your video editing. This light weight unit sets up in minutes and comes with a flip down keyboard and a 15" high resolution LCD panel. Works with both analog and DV I/O allowing you to combine footage from analog and DV sources. Incorporates the latest computer components including dual Pentium III CPUs. 256MB RAM, Xplode effects acceleration and expandable storage options. Some real-time effects include: transitions, up to 10 tracks of titling, luma keying, color correction, slow-motion and picture-in-picture. Audio effects include echo, reverb, and parametric and graphic equalization.



Limited Supply
\$7,499.95

matrox DigiSuite LX Real Time DV Edit Bundle

DigiSuite LX offers all the great features of the best-selling Matrox DigiSuite platforms, plus DV, MPEG-2, and 1394 support. DigiSuite LX provides native DV and MPEG-2 editing under Windows.



- Award-winning realtime feature set
- Native-DV and 50-Mbps MPEG-2 editing
- MPEG-2 output for DVD and CD authoring
- 1394, analog component, Y/C, and composite support built-in
- Integrated web video creation tools
- Field-proven, reliable technology

\$3,599.95

DPS Velocity Real-Time Non-Linear Editor

dpsVelocity™ is the ultimate real time non-linear editing system for digital video professionals.

A joint effort of DPS' award-winning hardware and software development teams, dpsVelocity delivers faster, sharper and easier edits while raising the bar for reliability and affordability.

dpsVelocity-Real Time NLE Bundle includes dpsReality Studio Digital Disk Recorder card, dpsReality player, audio/video breakout cable, dpsVelocity NLE software, Inscrber CG titling software and Digital Fusion DFX Compositing software.



\$4,899.95

matrox RT-2000 Realtime 3D FX Bundle

Professional Real-Time MPEG2 & Native DV Editing with incredible, real-time 3D Effects!

- True Three-Layer realtime editing
- 2 video streams and 32-bit, uncompressed, animated graphics layer in real time
- Real-time broadcast-quality 3D digital video effects (DVE) powered by Matrox Flex 3D



\$999.95

Apple Final Cut Pro Professional Editing Software

Professional Editing, Composing and Special Effects Software for Macintosh.

The easiest way to transfer material from DV sources to your hard disk; edit, composite, and add effects to the video and audio; and play the results. It has an advanced feature set that professionals will love, yet it's also easy enough for novice video producers who are just discovering DV and FireWire. Final Cut Pro supports DV and all QuickTime formats, including iA-JPEG and web-ready streaming video.



Final Cut Pro - Version 1.25
\$989.95

Apple G4/Final Cut Pro Complete Video Editing Systems



Good System

- Includes: • Apple G4/466 Computer
- Final Cut Pro version 1.25 editing software
- Total of 256MB of memory
- 45GB of ATA/100 storage
- CD-RW rewritable CD writer
- Final Cut Tutorial CD
- Mitsubishi Diamond Pro 2040 22" Monitor
- Apple Care-three year warranty
- Complete System Integration and testing

\$4,799.00

Great System

- Includes: • Apple G4/533 Computer
- Final Cut Pro version 1.25 editing software
- 60GB of ATA/100 storage
- Total of 256MB of memory
- CD-RW rewritable CD writer
- Arlet Boris Graffiti CG Program
- Final Cut Tutorial CD
- Mitsubishi Diamond Pro 2040 22" Monitor
- Apple Care-three year warranty
- Complete System Integration and testing

\$5,699.00

Best system

- Includes: • G4/533 DUAL Processors
- Final Cut Pro v1.25 editing S/W
- 150GB (2x75) of ATA/100 storage
- VST Ultratrex IDE controller card
- ATI Rage Orion dual display card
- Total of 256MB of memory
- Arlet Boris Graffiti CG Program
- Final Cut Tutorial CD
- 2 Mitsubishi Diamond Pro 2040 22" Monitors • CD-RW writer
- Apple Care-three year warranty
- Complete System Integration and testing

\$7,999.00

AURORA Igniter Video Capture Board for Mac

Aurora Igniter - Designed from the ground up for the Macintosh and Quicktime! IGNITER brings the World's fastest video capture card exclusively for Mac to the market. IGNITER will allow you to capture and playback video at 13.3 MB per second. It features COIR 601 video resolution and 16 bit, 48kHz stereo audio along with Component I/O and balanced audio. In addition other upgrade options will be available such as DV, SDI and Uncompressed options.



IGNITER COMPONENT

\$2,999.95

Media 100 LE Real Time DV System for Mac

Media 100 LE a complete digital video system that is unmatched for price performance. It includes real-time editing and playback, real-time COLOR FX, real-time preview MOTION FX, four tracks of real-time audio, and real-time preview dissolve. It also includes 24 accelerated effects, genlock support, and an integrated character generator. Built-in QuickTime codec provides transparent interoperability with any QT application. With Media 100 LE, you can finish broadcast quality programs on-line quickly



Media-100 Media 100LE (Returbished) w/LE Software999.95
 Media-100 Media 100LE Component (Returbished)1,895.95

P PINNACLE SYSTEMS CineWave Non-Linear Editing Package

Revolutionary non-linear editing package that delivers the power of true uncompressed video with Apple's Final Cut Pro. Using Pinnacle's new HUB3 video processor, the CineWave combines infinite layering, incredible effects, advanced compositing tools and accurate motion tracking with all the major video formats in compressed or uncompressed video. Based on the new dual processor Apple G4's, CineWave delivers the worlds first scaleable desktop video system capable of outputting both Standard Definition and High Definition simultaneously.



Includes • Commotion Pro • Hollywood FX



See online product demonstrations for these hot products.

Now you can see the industry's hottest products on *your* computer. Every advertisement and new product announcement featuring the Demo Room logo has a streamed demonstration online. You can also view Archived Demos of previous

Demo Room Stars from the Entertainment Technology online network.

**VISIT THE
DEMO ROOM
TODAY!**



www.broadcastengineering.com



Leitch/DPS Digital Processing System dpsVelocity 8.0

The Leitch/DPS dpsVelocity 8.0 allows real-time streaming directly from the timeline. New features include multicamera editing and real-time support for video files with alpha channel and multiple timeline support.



Seachange International Broadcast MediaCluster

The Broadcast MediaCluster server system from SeaChange International can store more than 4.2 terabytes of video. It supports up to 42 I/Os delivering 30Mb/s MPEG-2 4:2:2 long-GOP video, with two AES audio channels each.




Chyron Duet HD

Chyron's Duet HD supports 56 simultaneous, full-bandwidth video streams along an object-oriented 2D/3D graphics engine. The platform also features the Chyron Abstraction Layer (CAL), a network interface API that provides hardware independence.



Pinnacle Systems StreamFactory

The StreamFactory web media encoder from Pinnacle Systems provides MultiStream architecture, supporting Internet broadcasters with real-time web encoding of multiple and independently resized concurrent streams.



Inscrber Technology LIVE!Clips

Inscrber Technology's LIVE!Clips is designed for use in 24-hour broadcast channels. It offers increased board support and a media management module, and is available separately as software and board bundle or as software only as Inscrber E-Clips.

DIGITAL 
TELEVISION2001
CONFERENCE & EXHIBITION

www.dtvconference.com

November 28-30

Hyatt Regency Grand Hall
Atlanta, Georgia

Don't miss it!

Check out the
Broadcast Engineering
Web site for career
opportunities!

www.broadcastengineering.com

DA-3100



PESA has upgraded its popular distribution amplifier line to take advantage of new developments in connector technology. It is now possible to offer analog, SDI and HDTV distribution amplifiers in the same low cost frame.

- 10 Cards in 2RU video or audio frames
- Wide selection of DA's and conversion cards
- Analog, SDI and HDTV in the same frame
- Single or dual power supplies



PESA
Switching
Systems

Tel: 631-845-5020
1-800-328-1008
Fax: 631-845-5023
www.pesa.com


Circle (246) on Free Info Card

DIFFICULT TO CAPTURE?



With Hotronic's Digital Proc Amp, In Even The Harshest Environments
You'll Walk Away Feeling Like The King Of The Jungle.

Hotronic's SDI Proc Amp provides excellent video correction in non-ideal camera environments such as field news event recording. It's fully compatible with digital cameras, ensuring correct video levels, color saturation, and hue when editing. The easy to use digital video adjustment and LCD display, for monitoring video setting status, makes this product ideal for efficient and cost effective operation. It automatically recognizes and accepts both NTSC and PAL serial video, and features adjustable white, black, and chroma clipping within legal limits.

 **Hotronic, Inc.**

1875 South Winchester Boulevard, Campbell, California 95008 USA
Phone 408 378-3883 Fax 408 378-3888 www.hotronics.com



Circle (247) on Free Info Card

VIDEO D.A.'S

OVER 10 000
WORLDWIDE



ES-207A
\$175

BROADCAST QUALITY

- 1x4 • Gain • Adjustable
- Equalization-Compensates for 1000' of RG-59/U
- Response-10 Hz to 10 MHz
- Propagation Delay-3nS.

Many Other Audio & Video D.A.'s Including Rack Mount Versions

3 Year Warranty



310-322-2136
FAX 310-322-8127
www.esa-web.com

Circle (248) on Free Info Card

HORITA

Sure, we could build a sunroof into our SCT-50, but do you really need one?



The Simple Way to Add Titles/Captions & Time/Date to Video - SCT-50 - \$329

- Stand alone or RS232 controlled "Industrial CG" adds up to 9 lines of 20 characters each of *text/symbols*. Change size, contrast, background, position, etc.
- Time display can include tenths of seconds.
- Individual or group control of up to 99 units using a single RS232 port.
- Includes easy to use DOS "pop-up" screen editor that maintains 100 separate screens.
- Battery backed-up internal clock-calendar.

Unconditionally Guaranteed

HORITA

Stuff You Can Use™

Performance • Quality • Reliability • Simplicity™

Contact your local video dealer or call
(949)489-0240 www.horita.com

NAB #L9773

Circle (249) on Free Info Card

I·D· Lithium Ion

NAB Booth L9583

WORKS

Better...
Longer...
Smarter...

But Costs & Weighs Less!



What's YOUR Excuse for Lugging Bricks?

IDX Technology

Tel: (310) 891-2800 Fax: (310) 891-3600

Email: idx.usa@idx.tv Web Site: www.idx.tv

Circle (250) on Free Info Card

Innovations you deserve, Quality you expect

Fiber Transport



Tactical Fiber



Terminal Equipment

Test and ID



Routing and Loss Detectors



Serving ABC, AT&T, CBS, CNBC, CNN, CT DOT, FOX, GSA, KRIV, KOMO, MN DOT, NASA, SBC, Sprint, TCI, Time Warner, Turner, Verizon, Williams, WABC, WB, WCBS, WGN, WNBC, WNYW, UPN, US Air Force...

BUY ONLINE

MULTIDYNE

Video and Fiber Optic Systems

Serving Our Customers For 25 Years

In the USA and Canada call 1-(800)-4TV-TEST

1-(800)-488-8378, (516)-671-7278, FAX (516)-671-3362

info@multidyne.com www.multidyne.com

Come see what's new at NAB booth #L5055

Please call or VISIT our Web Site for product information

Circle (251) on Free Info Card

Videoscope

7825 NW 29 STREET SUITE 145 MIAMI, FL 33122
 TEL: 305-463-9449 FAX: 305-463-7889


SPARE PARTS SPECIAL SONY

MODEL	PART #	PRICE
PVW2600	DBR41R	\$425.00
PVW2650	DBR33R	LLAMAR
PVW2800	DBR39R	\$625.00
UVW1800	DBR39R	\$625.00
UVW1200	DBR41R	\$425.00
UVW1600	DBR41R	\$425.00

PINCH ROLLERS

SERIES UVW.....\$39.99
SERIES PVW.....\$39.99

MAINTENANCE KITS

PVW2600/UVW1600		PVW2800/UVW1800
HEAD DBR41R		HEAD DBR39R
PINCH ROLLER		PINCH ROLLER
LINING ASSY		LINING ASSY
REEL MOTOR		REEL MOTOR
CLEANING ROLLER		CLEANING ROLLER
\$625.00		\$825.00

INCREDIBLE SAVINGS ON U-MATIC MACHINES



VP-7020.....\$395.00

VO-5800.....CALL

VO-5850.....CALL

USED

EVERYTHING IN STOCK!!!!

We have over 1/2 of million dollars in spare parts with discounts up to 75% off the wholesale price and ready to ship.

If you want to obtain a complete list of the parts with prices and availability gives a call or send an e-mail and we will be glad to send you a copy.

We will meet or beat any price

Web: www.videoscope.org E-mail: sales@videoscope.org

Circle (252) on Free Info Card

Better SDI From Analog Sources



The DEC-312S 12-bit Decoder Synchronizer converts your composite analog sources to SDI with extremely accurate YC separation and without unwanted comb artifacts.

Unmatched noise immunity lets you lock to virtually any signal without freezing or loss of video.

Visit us at www.fortelDTV.com to learn about the Integrity™ system of frame synchronizers, decoders, encoders, digitizers and digital audio processors.



1-800-530-5542
 404-885-9555
 Fax: 404-885-1501

NAB Booth # LVCC L1261
 Circle (254) on Free Info Card

Today's and Tomorrow's Long-term Format Conversion Solution.

XANTUS




DTV Format and Standards Conversion Applications

- Superior picture quality via powerful platform
- Conversion and processing options may be added via CD ROM
- Supports current and future DTV standards

www.teranex.com
 407-517-1086



Circle (256) on Free Info Card



VIDEO EQUIPMENT

FCC TYPE ACCEPTED

2.0, 2.5 & 7.0 GHz. BANDS

Video Links
Tower Cams
Weather Stations
Antennas

TRON-Tek, Inc.

6570-B East 51st Street
Tulsa, Oklahoma 74145
888-819-4877

<http://www.tron-tek.com>
email: tron@ionet.net

Circle (255) on Free Info Card

TALLY MAPPER™

- ◆ Tally Routing & Mapping
- ◆ One Button Operation
- ◆ Store Maps Internally
- ◆ Edit From a PC/Laptop



A Compact Solution,
Ideal for Mobile Units and
Multiple Production Setups.

Videoframe™

Control System Solutions
Tel: 530-477-2000

www.videoframesystems.com

Circle (257) on Free Info Card

CueBrowser



The multi-purpose asset review and management system that views low-resolution MPEG-1 digital assets from a computer desktop. It reviews material, segments programs and creates edit decision lists. CueBrowser operates on the Windows NT platform and provides shuttle/jog control using a graphical slider control.



FLORAL SYSTEMS

www.floral.com
sales@floral.com
tel: 352.372.8326
fax: 352.375.0859

Circle (258) on Free Info Card

SONY®



DSR-1500

100%
format friendly
editor

Studio Exchange

Buy - Sell - Trade
New and Used

816 N. Victory Blvd.
Burbank, CA 91502

818-840-1351

Find us on the web at
Studio-exchange.com

Email for quotes:

Paul@studioexchange.com

*Upgrade without spending a fortune.
Make a trade at Studio Exchange!*

Circle (262) on Free Info Card

OTL Lighting

Tower Lighting Specialists

www.otlighting.com



OTL extra long life lamps can save you thousands of dollars

OTL85A21C

OTL600PS40C

1-800-647-9110

43, Durkee Street,
Office 719

Plattsburg, N.Y. 12901

Developed in conjunction with
OSRAM SYLVANIA

Hours

Circle (260) on Free Info Card

think video @ LEITCH

Fear Not Any Feed!

Digital Processing Synchronizer

- 12-Bit Component Digital Video Processing
- Proprietary Multi-Mode Adaptive Comb Filter Decoder
- DigiDuplex Mode Provides Bi-Directional Analog/Digital Interface
- Integrated Video Framestore with Linear Keyer
- Animated AV Logo Inserter Option
- DV (1394) I/O Option

www.leitch.com

1-800-231-9673

Circle (261) on Free Info Card

Systems WIRELESS

www.systemswireless.com

Systems Wireless provides specialized knowledge in

- Sales
 - Rentals
 - Service
- of wireless broadcast equipment

including:
wireless microphones
wireless intercom systems
wireless IFB
wireless video

Contact us at:

swl@swl.com

800.542.3332

Circle (259) on Free Info Card


Everything Depends on the Way You

Start

So start delivering affordable, reliable video content with the **PowerVu Plus™** Originator™ Encoder

- Secure broadcast applications — PowerVu™ CA and BISS
- Multichannel systems — On-board mux
- Data broadcasting
- Built-in color video monitor
- 2U profile — ideal for SNG or Contribution Feeds

More affordable. More reliable. More powerful. Easy to use.



Want MORE?

See PowerVu at
NAB Booth S4142
Call 770.236.6190

www.scientificatlanta.com

Scientific Atlanta

Bringing the Interactive Experience Home.

Circle (279) on Free Info Card

Mic-Preamps, Line Amps, 16 SOTA* Channels in 1RU



The MicroFrame™

The space saving MicroFrame™ houses up to 16 modules, with dual regulators. The LA-1 line amp is a one-in, two-out DA. The MP-1 is a one-in, two out mic-pre with 48 V phantom power. All units have State-of-the-Art* performance and are priced to fit most everyone's budget... from Benchmark of course! Visit our web site today.

- 1RU High Chassis
- Up to 16 Line Amps
- Up to 16 Mic-Preamps
- Redundant Power
- Mix Amp Option
- Connector I/O Options

Benchmark
The measure of excellence!

www.benchmarkmedia.com
sales@benchmarkmedia.com

BENCHMARK MEDIA SYSTEMS, INC.
Phone 800-262-4675, FAX 315-437-8119

Circle (263) on Free Info Card

Professional Services

JOHN H. BATTISON P.E.
CONSULTING BROADCAST ENGINEER,
 FCC APPLICATIONS AM, FM, TV, LPTV
 Antenna Design, Proofs, Fieldwork
 2684 State Route 60 RD #1
 Loudonville, OH 44842
 419-994-3849 FAX 419-994-5419

NETCOM

STATE OF THE ART ENGINEERING
 FOR AUDIO AND VIDEO
 ENGINEERING DESIGN • CAD DRAFTING SERVICES
 CABLE FABRICATION • PRE-WIRED PATCH PANEL RACKS
 SYSTEM INSTALLATIONS • EQUIPMENT SALES
(201) 837-8424
 FAX: (201) 837-8384
 1465 PALISADE AVE., TEANECK, NJ 07666

D.L. MARKLEY & Associates, Inc.

CONSULTING ENGINEERS
 2104 West Moss Ave.
 Peoria, Illinois 61604
 Phone (309) 673-7511 • FAX (309) 673-8128
 www.dlmarkley.com
 Member AFCCE

GILMER & ASSOCIATES, INC.

TECHNOLOGY / MANAGEMENT CONSULTANTS

BRAD GILMER
 PRESIDENT

2207 RINGSMITH DR
 ATLANTA, GA 30345
 TEL (770) 414-9952
 FAX (770) 493-7421
 EMAIL: bgilmer@attnet.com

**Want more information
 on advertised products?**

**Use the Reader
 Service Card.**

**Why not run your
 business card here?**

Only \$172 per insertion.
Frequency discounts available.

Call 800-896-9939

Classifieds For Sale

..Don't Gamble with your Assets

*Manage/Track Equipment, Parts, PM, and Repairs
 Accurately and Easily...*

MainTrack Software Manages it all...

Designed by Engineers, Over 14 years

- Automated Parts Management
- PM Scheduling
- Extensive Reporting Capabilities
- Repairs Mgmt. & Repairs Hints
- Barcode Compatible
- Shift Tracking
- Warrantee Tracking
- Automated Tracking - ENG/ Remote Equipment
- Internet Connectivity

**Integrated
 Tracking Systems**

Visit us at NAB at the LVCC,
 Booth # L4413 or Call us to arrange a
 demonstration at NAB or at your Facility
 Phone- 718-217-8678
 Fax- 718-353-5420
 www.itrackcorp.com

Circle (270) on Free Info Card

Radial Broadcast Ready!

 Stage Flea
 3.5" x 5"
 www.radialeng.com
 1-800-939-1001

PROFESSIONAL TELEPROMPTING SOFTWARE

for W95/98/W2000/NT. Affordable & easy-to-use.
 Ask about our Broadcast Engineering discount.
 Download FREE full functioning demos
 www.drs-digitrax.com or call

530-666-4025

WhisperRoom INC. PH: 423-585-5827
 SOUND ISOLATION ENCLOSURES FAX: 423-585-5831
 E-MAIL: whisper@lcs.com
 Vocal Booths WEB SITE:
 Broadcast Booths www.whisperroom.com
 etc... 116 S. Sugar Hollow Road
 Morristown, Tennessee 37813

Classifieds For Sale

AcousticsFirst™
 Toll-Free Number: **888-765-2900**
 Full product line for sound control and noise elimination.
 Web: <http://www.acousticsfirst.com>

Mobile Uplink Antenna- Comtech 3.5 Meter transmit/receive transportable Ku antenna with 3 port feed. Photo at relayhouse.com. \$15,000 Randy 763-972-8008

PHILIPS VENUS 96 x 96 serial digital video router, with PS-400 power supply, manuals. CP-3000 control panels also available. Good condition, perfect for expanding existing Philips/BTS routing systems. \$42,500.00 For information e-mail info@filmworkers.com or call 312-664-9333.

DIGITAL CABLE EQ

Keep Your **EYE** on the **DIGITAL SIGNAL**
The CABLE-Q

Recovers data from 300+ meters of coax cable and maintains low jitter **EYE** pattern. The **CABLE-Q** Automatically Equalizes 601 / 259 SMPTE digital Signals. A real **EYE** Opener for Remote Broadcasting!

Call 732.516.1560 www.gmzelectronics.com

FOR TOP QUALITY **CASES**
www.chellis.com
 TEL: 800-466-3351

www.bcs.tv

We Buy
 Trade
 Consign
 & Sell

The Best New &
 Used Broadcast
 Video Equipment
 In The World

Most Equipment is Warranted, Parts & Labor



LOS ANGELES
 818.551.5858

NEW YORK
 212.268.8800

MIAMI

Go With The Best 305.266.2112

e-mail: sales@bcs.tv

Circle (271) on Free Info Card

Classifieds Services

FIND YOUR MISSING LINK.

GE SATCOM C3

- Full Time Digital DigCipher II Channels
- Fully Protected & Non-Preemptable
- Prestigious Cable Neighborhood at a Down-To-Earth Price.



Contact: Doug Greene at 303.784.8809 or dgreene@jonescorp.com

Circle (272) on Free Info Card

Complete News Network Facility For Sale

News Production & Sat. Distribution Eqp.
 Equipment to be sold as Total Package
 Eqp for sale- with or without Building.
 Includes: Sony Network Control Center.
 Robotic News Studio. (2) Sat. Uplink Trucks
 Sat Control System. (4) Sat. Uplink Systems.
 Multiple Downlink Systems
 Sony Server Based Edit System.
 14 ENG Camera Packages (SX)
 Graphics & Audio Production Systems
 Contact Bruce Staffel (210) 867-2811

PTL TEST EQUIPMENT, INC.

Save 30% - 70% on quality
 reconditioned test equipment.

Tektronix - Hewlett Packard -
 Leader - Videotek - MSI, etc.

Video - RF - Microwave - Fiberoptics

Phone (561) 747-3647

Fax (561) 575-4635

E-Mail: PTLTE@BELLSOUTH.NET

WEBSITE: WWW.PTLTEST.COM

BUY - SELL - LEASE - TRADE




Reflections IN Video

RIV ENGINEERING

WWW.RIVENGINEERING.COM
SALES@RIVENGINEERING.COM

**SYSTEMS INTEGRATION
ENGINEERING & SERVICE
SINCE 1978**

6910 HAYVENHURST AVE, SUITE 100
VAN NUYS, CA 91406

818.787.4552

The Solutions Provider

Circle (273) on Free Info Card

END OF YEAR LIQUIDATION.....ALL IN STOCK

SONY VO-9850 WITH TC.....	300 HRS	\$4200.00
SONY VO-9800 WITH TC.....	400 HRS	\$2400.00
SONY VO-9600		\$1100.00
SONY DSR-20 WITH 8 HRS.....		\$2600.00
SONY DSR-40	NEW.....	\$4150.00
SONY BVW-75 WITH TC.....		\$9900.00
SONY UVW-1800 WITH 400 HRS.....		\$6800.00
SONY VP-9000.....		\$1200.00
SONY VO-5850.....		\$750.00
SONY DVW-A500.....		\$42,000.00 B STOCK
SONY DVR-20.....		\$12,000.00
SONY DVR-28.....		\$19,500.00
SONY SVO-5800.....		\$3300.00
SONY DSR-80.....		\$7600.00 (55 HOURS)
SONY RM-450.....		\$999.00 (MANY AVAIL)
JVC-GYDV-500 USED.....		\$4150.00

These are just some of the specials....many more available....along with "closeouts, equipment auctions, rent to own plans, and high end broadcast equipment liquidations....we are part of a worldwide network:

WWW.AUDIOVIDEORESEARCH.COM • WWW.BROADCASTEQUIPMENTAUCTIONS.COM
(FREE TO USE) • WWW.HIGHENDBROADCAST.COM (LIQUIDATION WEBSITE)

WWW.SEARCHANDSELLIT.COM OWNED AND OPERATED BY U.S. CONGLOMERATIVE WORLDWIDE
1-818-562-3230

We have very low hours machines...they are hand picked by our engineering and sales staff.

Circle (274) on Free Info Card

ROHDE & SCHWARZ

Service & calibration of broadcast test & measurement equipment, analog & digital. For information call our toll free number: 1-877-438-2880

Classifieds

For Sale

VIDEO/AUDIO TEST PATTERN
SOURCES, DIST. AMP's & more.

Many Formats, Great prices.

GEKCO Inc. www.gekco.com

Toll Free: 888-435-7221

Leave behind the traffic and congestion... and join one of the nation's highest-tech companies in Cheyenne, Wyoming. Here, you'll find a vibrant western city with clear skies, a lower cost of living and outstanding recreational and cultural amenities. You'll also find EchoStar, the leader in DBS (direct broadcast satellite). We have six satellites in orbit, with three more to launch in the future. Our DISH Network has over 5 million customers. And in Cheyenne, we have the nation's largest and most technically-advanced uplink center.

Consider joining us as:

- **Video Broadcast Engineer**
- **Earth Station Technicians**
- **Regional Field Engineers** (Chicago, Baltimore, Dallas, Sacramento)

You won't be in the metropolis any longer, but still a short drive from Denver, CO, and on the leading edge of technology. EchoStar offers excellent compensation and benefits that include matching 401(k) and profit sharing. To learn more and apply, visit our Web site. You may also forward your resume indicating job title in cover letter/subject heading to: **EchoStar Uplink Center, Attn: HR, 530 EchoStar Drive, Cheyenne, WY 82007. Fax: (307) 633-5533. E-mail: hr.cheyenne@echostar.com.**

Equal Opportunity Employer.

www.echostar.com



Get out of the rat race...
come to



BROADCAST MAINTENANCE ENGINEERS

NOW IS YOUR CHANCE TO WORK WITH THE LATEST TECHNOLOGY IN THE INDUSTRY!

CNN has an excellent opportunity for you to take your career to the next level. We are in search of Broadcast Maintenance Engineers with experience in digital audio and video production systems. You will play an integral role in the engineering of our 24-hour Cable News Networks.

CNN is a worker friendly environment that offers a competitive salary, continuing education and training. We offer excellent 401K matching, Braves/Hawks/Thrashers tickets, free AOL account, etc. Casual dress. 24 X 7 shift work, opportunities for advancement. Chance to train and work on the newest technology. A great company and a tremendous opportunity to work in the technology capital of the South!



THE WORLD'S
NEWSLEADER

Candidate should have an Associate degree (or equiv.) in electronics and 4 years minimum experience as a Maintenance Engineer working in television. Computer and Networking skills, and a strong knowledge of TV systems are highly desirable. Must be able to perform electronic repair and maintenance to the component level. SBE Certification a plus!

Send Resumes to: David Costar, Technical Recruiter, cnn.engr.jobs@turner.com; 250 Williams St., Ste. 1250, Atlanta, GA 30303
EMAIL. PREFERRED, no phone calls please!

Broadcast ENGINEERING

THE JOURNAL OF DIGITAL TELEVISION

Jennifer Shafer
1-800-896-9939
Classified Advertising Manager

TV CHIEF ENGINEER. Trinity Broadcasting Network stations in various cities. Experience in maintenance and repair of UHF transmitters, studio systems and personnel supervision and training. SBE certification a plus. Send resume to Ben Miller, P. O. Box C-11949, Santa Ana, CA 92711. E-Mail: bmiller@tbn.org Fax: (714) 730-0661 EOE

MAINTENANCE/SYSTEMS ENGINEER: Immediate Opening - Full-time Position Self-motivated engineer wanted for video post-production facility. Experience with digital and analog signal systems and/or network systems a plus. Salary commensurate with experience. Send inquiries to: Randy@ForestPost.com

CHIPPING ICE or PLAYING GOLF? THE CHOICE IS YOURS!

CITY	Average High Temp for February	Average Low Temp for February
New York, New York	40° F	27° F
Chicago, Illinois	34° F	18° F
Miami, Florida	77° F	61° F
Dallas, Texas	60° F	38° F
Atlanta, Georgia	56° F	36° F

The Discovery Television Center and Randstad in sunny South Florida are looking for talented and experienced engineers to join our team. If you have experience with automation, switchers, video servers, routers and Avids and are capable of component-level repair, you are the candidate for us. We offer a competitive



salary, good working environment, great benefits and a tropical setting. If you are interested, please send your resume to: e-mail: Bobby_Owens@Discovery.com; FAX: (786) 273-4883. All digital... All the time.

EQUAL OPPORTUNITY EMPLOYER



EARTH STATION ENGINEERS

Turner Teleport in Atlanta has career opportunities for experienced Satellite Communications Engineers. These positions demand an extensive background in fixed based and SNG engineering. Equipment maintenance and operational experience is required. Please mail or fax your resume and cover letter to:

Jim Brown, Assistant Vice President of Engineering Services

Turner Broadcasting System, Inc.
One CNN Center, P. O. Box 105366
Atlanta, GA 30348-5366

Phone: 404-827-1638

Fax: 404-827-1835



THE WORLD'S NEWS LEADER

TBS is an equal opportunity employer (E.O.E.)

CHIEF ENGINEER: FOX-13 WHBQ, FOX O&O in Memphis is seeking a Chief Engineer to lead our conversion to Digital Broadcasting and to direct the station's overall technical operation and manage the technical staff. This position interfaces with department heads and works closely with the News Department. Degree in electrical engineering and Technical SBE certification is preferred. If you are a manager looking for a rewarding and exciting challenge, send your resume to: HUMAN RESOURCES FOX 13 WHBQ, 485 S. HIGHLAND AVENUE, MEMPHIS, TN. 38111 OR FAX TO: 901-320-1252. WHBQ-FOX-13 IS AN EQUAL OPPORTUNITY EMPLOYER

RF TRANSMITTER ENGINEER: WLWT-TV has an opening for a full time RF Transmitter Engineer with a minimum of 5 years experience in transmitter maintenance. This position requires maintenance, troubleshooting and repair to the component level of a VHF and DTV UHF transmitter and associated equipment. Also oversee installation and maintenance of all RF microwave equipment. High school plus tech/college and a valid driver's license and proof of insurance are required. EOE Send resumes to: 1700 Young St. Cincinnati OH 45210

CRAWFORD COMMUNICATIONS: Maintenance Engineer Crawford Communications, the premier post production facility in the Southeast, has opportunity for experienced maintenance engineer. Minimum five years experience with online and offline editing systems. Digital and analog tape transport experience required. NT experience a plus. Submit resume and salary requirement to: John Bradford, Chief Engineer Crawford Communications 3845 Pleasantdale Rd. Atlanta, GA 30340 or jbradfor@crawford.com

REMOTE TRUCK ENGINEER: Expanding mobile company based in St. Louis is seeking a full-time engineer for its remote truck, who would like to oversee the transition from analog to digital. Organizational and strong client relations skills along with a flexible attitude and board-level troubleshooting abilities are essential. Position requires extensive travel. 5 years broadcast engineering experience preferred. Send resume to Engineer, PMB 187, 8816 Manchester Road, St. Louis, MO 63144

PROJECT ENGINEER

The Golf Channel is seeking a team-oriented Project Engineer to develop and design technical additions, expansions, and reconfigurations, etc. in a dynamic state-of-the-art all digital cable-based network. Candidate should have a 4-year electronics degree and/or a min. of 3 yrs. exp. performing video and audio system design/integration. RF knowledge and master control automation exp. preferred. Location in Orlando, Florida. Fax resumes to 407-248-3299 EOE



THE GOLF CHANNEL
TheGolfChannel.com

WE PLACE ENGINEERS • TECHNICIANS

Employer Paid Fees - Confidential
20 Years Personal Service
All locations in the
USA, Canada and Mexico



MAIL & FAX:

KEYSTONE INT'L., INC.

Dime Bank, 49 S. Main St., Pittston, PA 18640 USA
Phone (570) 655-7143 • Fax (570) 654-5765

website: keystoneint.com

We respond to all

Employee & Employer Inquiries
ALAN CORNISH / MARK KELLY

01/01

Rates

Advertising rates in Broadcast Engineering are \$152⁰⁰ per column inch, per insertion, with frequency discounts available. There is a one inch minimum.

Ads may also be purchased By-The-Word for \$2.35 per word, per insertion. Initials and abbreviations count as full words. Minimum charge is \$50⁰⁰ per insertion. Frequency discounts and reader service numbers not available for by-the-word classified space.

To reserve your classified ad space, call Jennifer Shafer at
 1-800-896-9939
 or 913-967-1732
 Fax: 913-967-1735
 e-mail: jshafer@intertec.com



Make your ad stand out!

Try color!

Call Jennifer at 800-896-9939 for more information.

ASSISTANT CHIEF ENGINEER: Join the Dynamic Tribune Broadcasting South Florida Team. WBZL, the Tribune Broadcasting WB affiliate in Miami/Ft. Lauderdale has an opening for an experienced Assistant Chief Engineer. Responsible for master control and studio maintenance, share transmitter responsibilities with Chief Engineer and insure consistent quality technical plant. Knowledge of analog, digital video, computer systems and Networks. Maintain, troubleshoot and repair complex analog and digital electronic circuitry to the component level. Transmitter and microwave experience and FCC license or SBE certification required. 5 years broadcast experience. Opportunity to advance and be involved in digital conversion. WBZL is an EOE. Please fax or send resume with cover letter to: WBZL, Attn: Rudy Morris, 2055 Lee Street, Hollywood, FL 33020. Fax 954-922-3965. No phone calls please!

MIS Engineer. Work for the best broadcast company in Southern California! Qualified candidates will have experience with NT, MS Office, back-office and posses a degree in a related field or have equivalent experience. Knowledge of AS/400, Unix, Macintosh, electronics and video preferred. Send references and resume attention Eddie Hernandez, Assistant Chief Engineer, Gulf-California Broadcast Co., 42-650 Melanie Place, Palm Desert, CA. 92211. No telephone calls please. E.O.E.

CHIEF TECHNICAL OFFICER: KLAS-TV, CBS, Las Vegas, is looking for an outstanding leader with one foot in the analog world and a demonstrated aptitude, willingness and record of effectively managing change in broadcasting, cable or a related field. Must have a demonstrated track record of acquired knowledge in electronics, broadcast transmitters, system design, digital technologies, broadband, wireless, server-based technologies, computers, Telco and cable sufficient to provide leadership for the station's transition from an analog environment to digital. Solid, top-line knowledge of Information Technology. Minimum of five years experience as a Chief Engineer in medium to large television market or seven years as an Assistant Chief in a large market. To apply, send resume and references to: Dick Fraim, KLAS-TV, P.O. Box 15047, Las Vegas, NV 89114. EOE.

STUDIO MAINTENANCE ENGINEER: Must be able to perform the following duties: install and maintain studio transmission equipment including video switchers, audio consoles, DVE, CG, SS, cameras, and robotics. Familiarity with automation systems and master control environment. Should possess a general computer/networking background. Must be able to work on a rotating shift schedule. Candidate should have an engineering degree or equivalent technical training. SBE/FCC certification a plus. If you want to be a part of the exciting transition to HDTV in the most exciting city in the world, please send your resume and cover letter: Kurt Hanson, Chief Engineer, WABC-TV, 7 Lincoln Square, New York, NY 10023. No telephone call or faxes please. We are equal opportunity employer.

BROADCAST MAINTENANCE TECHNICIAN: Requires self starter having experience with Beta, VPR-3, PC's and other studio equipment maintenance. Experience with microwave, satellite, VHF & UHF transmitters, CADD ability and FCC General Class License preferred. Contact Charles Hofer, Manager of Engineering Maintenance, WTNH-TV, 8 Elm Street, New Haven, CT 06510. No phone calls please. EOE.

TECHNICAL DIRECTOR

St. Petersburg, FL

Duties: Responsible for operating and orchestrating the use of technical equipment to visually create live television shows. Uses a video switcher and digital effects machine to change visual elements. Plans and directs the efforts of the other control room positions: camera, graphics, audio, and video server in combination with staff on studio floor to create the character, look, and ambiance of a live show. Technical liaison and trainer for technical directors and associate producers. Edit and produce on Avid Express non-linear editors. Update promotions on Seachange Video Server running Sundance software. Write, produce, and edit Spanish commercials. Technical advisor and trainer for the Sony BVS 7000 video switcher and DME, vinten robotic camera heads, Chyron Infinite. Work with several Digital Imaging platforms including Adobe After Effects, PhotoShop, and Premiere. Responsible for providing the highest quality presentation, both aesthetically and technically for broadcasts; always communicating with the Spanish programming and operations staff. Follows current programming standards. Explores new and innovative ways to affect the visual look of the programming. Will supervise 7 employees.

Requirements: Bachelor's degree or equivalent/Visual Arts & 1 year in Digital Training & 6 years in the related occupation of Floor Director. Fluency in Spanish language.

Salary: \$39,000/year.

Hours: 40 hr/week - 9am to 5:30pm

Contact: Send resumes to: Agency for Workforce Innovation, P.O. Box 10869, Tallahassee, FL 32302. JOFL2153485.

Ad Index

	Page #	Reader Service #	Advertiser Hotline	Website Address
Accom	73	144	650-328-3818	accom.com
ADC Broadcast Products	75, 81	156, 159	800-726-4266	adc.com/broadcast
ADC Broadcast Systems Div.	87	163	800-726-4266	adc.com/broadcast
Adherent Ltd.	237, 239, 241			adherent.com
AgileVision	15	108	609-514-4030	inquiries@agilevision.com
AJA Video	242	239	530-274-2048	aja.com
All Mobile Video	257	80	212-727-1234	allmobilevideo.com
Andrew Corp.	116	181	708-349-3300	andrew.com
Anton/Bauer	125	188	800-422-3473	antonbauer.com
Aspen Electronics	113	179	714-379-2515	aspenelectronics.com
Audio-Technica U.S., Inc.	265		330-686-2600	audio-technica.com
Audiovideo Search.com	282	274	818-562-3230	
Avica Technology Group	115	180	310-450-9090	avicatech.com
Avid Technology	51	130	800-949-2843	avid.com
Axon Digital Design BV	71	142	888-919-9379	axon.nl
BarcoNet	89	165	770-590-3600	barconet.com
Belden	157	200	800-235-3364	belden.com
Benchmark Media Systems	279	263	800-262-4675	benchmarkmedia.com
B&H Photo-Video	270-273	244-245	212-239-7500	bnhphotovideo.com
Bogen Photo	251	201	201-818-9500	bogenphoto.com
Boland	238	236	949-367-9911	boland.com
Broadcast Microwave Services	106	174	858-560-8601	bms-inc.com
Broadcast Store	281	271	818-551-5858	broadcaststore.com
Calrec Audio Ltd.	117	182	142-284-2159	calrec.com
Complex/Concept W Corp.	226	228	620-342-7743	complex.com
Canon USA Broadcast Lens	10-11	106	800-321-4388	usa.canon.com
Chesystems	62	137	818-556-5006	
Chyron Graphics	26-27	114	631-845-2000	chyron.com
Ciprico	67	140	800-727-4669	ciprico.com
Clear-com Intercom Systems	77	157	510-496-6666	clearcom.com
Comark/Thomcast	163	203	888-872-8505	thomcastcom.com
CPI/Eimac	159	185	650-592-1221	eimac.com
Datalek, Inc.	165	204	800-882-9100	dataleknj.com
Dialight Corp.	59	135	908-223-9400	dialight.com
Dielectric	167	205	207-655-4555	dielectric.com
Digibid	99		609-720-4607	digibid.com
Digital Vision	108	176		digitalvision.se
Discreet Logic	79	158	800-869-3504	discreet.com
Digital Media Online	127		714-384-3058	
DNF Industries	170	207	818-252-0198	dnfcontrols.com
Dolby Labs Inc.	109	177	415-645-5000	dolby.com
Doremi Labs Inc.	57	134	818-562-1101	doremilabs.com
DTV	261			
Encoda Systems	42-43			encodasystems.com
Ensemble Designs	40	123	530-478-1830	ensembledesigns.com
ESE	228, 276	230, 248	310-322-2136	ese-webcom
Euphonix	17	109	650-855-0400	euphonix.com
Evertz Microsystems Ltd.	119	184	905-335-3700	evertz.com
Extron Electronics	25	113	714-491-1500	extron.com
FloriCal Systems Inc.	55, 278	132, 258	352-372-8326	florical.com
For-A Corporation of America	128-129	191	212-861-2758	for-a.co.jp
Forecast	253	265	800735-2070	forecast-consoles.com
Fortel DTV	61, 277	136, 254	404-885-9555	fortelDTV.com
Fujinon	169	206		fujinon.co.jp
Gepeco	88	164	847-795-9555	gepeco.com
Grass Valley Group	23	112	800-998-3588	grassvalleygroup.com
Hamlet Video	32	118	310-457-4090	hamletvideo.com
Harmonic	47	127	408-944-6700	harmonicinc.com
Harris Corp./Broadcast Div.	3	104	800-4HARRIS	harris.com
Horita	276	249	949-489-0240	horita.com
Hotronic Inc.	275	247	408-378-3883	hotronics.com
IBIS	240	238		ibistv.co.uk
IDX Technologies	173, 276	209, 250	310-891-2800	idxtek.com
Image Video Ltd.	126	189	416-750-8872	imagevideo.com
iNews	68-69	141	608-273-5876	inews.com
Inscriber Technology	45	126	800-363-3400	inscriber.com
Intelligent Paradigm	177	211	847-413-1808	intelligentparadigm.com
I.O. Partners	118	183	214-496-9300	lopartners.com
Itelco	235	234	303-464-8000	itelco-usa.com
ITS Integrated Tracking Sys.	280	270	718-217-8678	itrackcorp.com
Jones Earth Segment, Inc.	281	272	303-784-8809	jonesradio.com
Keywest Technologies	263	242	913-492-4666	keywesttechnology.com
Ktech Telecommunications	49	129	818-361-2248	ktechtelecom.com
Leader Instruments Corp.	227	229	800-645-5104	leaderusa.com
LeBLANC Broadcast Inc.	231	232		leblanc-group.com
Leitch Incorporated	BC, 37, 279	103, 121, 261	800-231-9673	leitch.com

Sales Offices

WEST

Duane Hefner
5236 Colodny Ave., Suite 108
Agoura Hills, CA 91301
(818) 707-6476
Fax: (818) 707-2313
dnhefner@worldnet.att.net

EAST

Josh Gordon
335 Court Street, Suite #9
Brooklyn, NY 11231
(718) 802-0488
Fax: (718) 522-4751

EAST/MIDWEST

Joanne Melton
5 Penn Plaza, 13th Floor
New York, NY 10001
(212) 613-9709
Fax: (212) 563-3025
joanne_melton@intertec.com

INTERNATIONAL

Richard Woolley
Tony Chapman
P.O. Box 250
Banbury, Oxon OX16 8YJ U.K.
+44 (0) 1295 278407
Fax: +44 (0) 1295 278408
richardwoolley@compuserve.com

REPRINTS

Reprint Management Resources
(717)399-1900
Fax: (717)399-8900

JAPAN

Orient Echo, Inc.
Mashy Yoshikawa
1101 Grand Maison
Shimomiyabi-Cho 2-18
Shinjuku-ku, Tokyo 162, Japan
(3) +81 3235-5961
Fax: (3) +81 3235-5852

CLASSIFIED ADVERTISING OVERLAND PARK, KS

Jennifer Shafer
P.O. Box 12901
Overland Park, KS 66282
(800) 896-9939 (913) 967-1732
Fax: (913) 967-1735

LIST RENTAL SERVICES

Lisa Majewski
9800 Metcalf
Overland Park, KS 66212-2215
(913) 967-1872
Fax: (913) 967-1897

CUSTOMER SERVICE:

913-967-7107 OR 800-441-0294

BROADCAST ENGINEERING (ISSN 0007-1994) is published monthly (except semi-monthly in May and December) and mailed free to qualified persons by Intertec Publishing, 9800 Metcalf, Overland Park, KS 66212-2216. Periodicals with Ride-Along Enclosure postage paid at Shawnee Mission, KS, and additional mailing offices. Canada Post International Publications Mail (Canadian Distribution) Sales Agreement No. 0956295. POSTMASTER: Send address changes to *Broadcast Engineering*, P.O. Box 12902, Overland Park, KS 66282-2902. CORRESPONDENCE: Editorial and Advertising: 9800 Metcalf, Overland Park, KS 66212-2216 Phone: 913-341-1300; Edit. fax: 913-967-1905. Advert. fax: 913-967-1904. ©2001 by Intertec Publishing. All rights reserved.

	Page #	Reader Service #	Advertiser Hotline	Website Address
Lemo USA inc.	161	202	800-444-5366	lemo.ch
Leviton/ECT	233	233	513-469-0778	leviton.com
Litton Electron Devices	53	131	800-861-1843	littonedd.com
Mackie Designs Inc.	9	105	800-258-6883	mackie.com
Mager	255	278		
Magni Systems	52	132	800-258-6883	magnisystems.com
Marconi Applied Technologies	41	124	914-592-6050	marconitech.com
Maxell Corp. of America	107	175	800-533-2836	maxellpromedia.com
Media Stream	229	231	408-452-5500	
Miranda Technologies Inc	13	107	514-333-1772	miranda.com
Modulation Sciences	199	214	732-302-0206	modsci.com
Motorola Broadband	171	241	215-323-1000	motorola.com/broadband
Multidyne Electronics	276	251	800-4TV-TEST	multidyne.com
NAB Broadcasters	149			
NEC America	179	212	214-262-3687	necbroadcast.com
Nucomm Inc.	175, 243	210, 240	908-852-3700	nucomm.com
Omneon	39	122	408-558-2113	omneon.com
Opticomm Corp.	150-151	194	858-450-0143	opticomm.com
OTL	279	260	800-647-9110	otlighting.com
Oxtel	85	161	877-446-9835	oxtel.com
Panasonic Broadcast & Digital	7		800-528-8601	panasonic.com/broadcast
PESA Switching Systems	63, 275	138, 246	800-328-1008	pesa.com
Philips Broadcast	132	193	801-972-8000	broadcast.philips.com
Pinnacle Systems Inc.	19	110	650-526-1600	plnnaclesys.com
Pixel Instruments Corp.	92	166	408-871-1975	pixelinstruments.com
Prime Image Inc.	203	216	408-867-6519	primeimageinc.com
Radio Frequency Systems Inc.	97	169	203-630-3311	rfsworld.com
Reflections in Video	282	273	818-787-4552	
Research Technology Intl.	236	235	847-677-3000	
RFS Broadcast	123	186	203-239-3311	rfsbroadcast.com
RF Technology Inc.	72	143	203-866-4283	rftechnology.com
Richland Towers	201	215	813-286-4140	
Rohde & Schwarz	34	119	301-459-8800	rsd.de
ROHN	219	224	309-697-4400	rohnnet.com
Ross Video Ltd.	209	219	613-652-4886	rossvideo.com
Sachtler Corp.	35	120	516-867-4900	sachtler.de
Sanix Corp.	197	213	708-677-3000	
SAV	86	162		
Scientific-Atlanta, Inc.	205, 279	217, 264	770-236-6189	sclatl.com
Scopus Network Tech.	111	178	+97235576200	
SeaChange	83	160	978-897-0100	schange.com
Sierra Video Systems	74	155	530-478-1000	sierravideo.com
Sigma Electronics Inc.	207	218	717-569-2681	slgmaelectronics.com
Silicon Graphics Studios	153	196	650-933-6988	
Snell & Wilcox Ltd.	20-21	111	408-260-1000	snellwilcox.com
Snell & Wilcox Ltd.	31, 33	116, 117	408-260-1000	snellwilcox.com
Solid State Logic	213	221	+441865842300	solid-state-logic.com
Sony Broadcast & Professional Co.	4, 5		800-472-7669	sony.com/professional
Spectrasite	215	222	972-550-9500	spectrasite.com
Staco Energy Products Co.	267	243	513-253-1191	stacoenergy.com
Stagetec GMBH	93	167	818-701-6201	stagetec.com
Studio Exchange	278	262	818-840-1351	studio-exchange.com
Sundance Digital	156	199	972-444-8442	SundanceDigital.com
Switchcraft Inc.	221	225	773-792-2700	switchcraft.com
Systems Wireless Ltd.	223, 279	226, 259	800-542-3332	systemswireless.com
Tadiran Scopus	111	178	+97235576200	info@scopususa.com
Tandberg Television	131	192		hotstuff-tv.com
Tektronix	103	172	503-627-2151	tektronix.com
Telecast Fiber Systems Inc.	152	195	508-754-4858	telecast-fiber.com
Telestream	217	223	530-470-1300	telestream.net
Telex	29, 277	115, 253	877-863-4169	telex.com
TeraNex	225, 277	227, 256	407-517-1086	teranex.com
Thomson Broadcast	211	220	800-882-1824	thomsonbroad.com
Trompeter Electronics	56	133	805-497-6400	trompeter.com
Tron-Tek, Inc.	277	255	918-663-4877	tron-tek.com
Utah Scientific	101	171		utcomteckvideo.com
Videoframe	278	257	530-477-2000	videoframesystems.com
Video International	124	187	516-243-5414	videointernational.com
Videoscope	277	252	305-463-7880	
VideoTek, Inc.	IBC	102	800-800-5719	videotek.com
Vinten Broadcast Ltd.	65	139		vinten.com
Virage	155	198	650-577-3979	virage.com
Wheatstone Corporation	IFC	101	252-638-7000	wheatstone.com
Winsted Corporation	154	197	800-559-6691	winsted.com
Wohler Technologies, Inc.	105	173	650-589-5676	wohler.com
Zandar Technologies	95	168		zandar.com
360 Systems	48	128	818-991-0360	360systems.com

Broadcast ENGINEERING

www.broadcastengineering.com

EDITORIAL

Brad Dick, *Editor*
 Jim Saladin, *Senior Associate Editor*
 Laura Collins, *Associate Editor*
 Stephane Twerio, *Editorial Assistant*
 Tom Cook, *Dir., Editorial Development*

ART

Laura Jones, *Art Director*

TECHNICAL CONSULTANTS

Brad Gilmer, *Computers & Networking*
 John H. Battison, P.E., *Antennas/Radiation*
 Michael Robin, *Digital Video*
 Donald L. Markley, *Transmission Facilities*
 Harry C. Martin, *Legal*
 Larry Bloomfield, *News Technology Editor*
 Paul McGoldrick, *Industry Watcher*

BUSINESS

John Torrey, *V.P. Entertainment Division*
 Dennis Triola, *Group Publisher*
 Jennifer Weir, *Marketing Director*
 Sonja Shaffer, *Advertising Coordinator*
 Mary Mitchell, *Classified Adv. Coordinator*
 Sherri Gronli, *Corporate Circulation Director*
 Gayle Hutchens, *Circulation Manager*

INTERTEC Publishing

Timothy M. Andrews, *Chief Executive Officer*
 Ron Wall, *President*
 John Skeels, *President, Corporate Services*
 Stephanie Hanaway, *Div. Dir. of Marketing*
 Doug Coonrod, *Corporate Creative Director*

PRIMEDIA Business to Business Group

Craig Reiss, *Chief Creative Officer*

PRIMEDIA Inc.

Tom Rogers, *Chairman and CEO*
 Charles McCurdy, *President*
 Beverly C. Chell, *Vice Chairman*

MEMBER ORGANIZATIONS

Sustaining Members of:

- Acoustical Society of America
- Society of Broadcast Engineers
- Society of Motion Picture and TV Engineers
- Society of Cable & Telecommunications Engineers

Member, American Business Media

Member, BPA International

Affiliate Member,

International Teleproduction Society



BROADCAST ENGINEERING is edited for corporate management, engineers/technicians and other management personnel at commercial and public TV stations, post-production and recording studios, broadcast networks, cable, telephone and satellite production centers and networks.

SUBSCRIPTIONS: Non-qualified persons may subscribe at the following rates: United States and Canada; one year, \$65.00. Qualified and non-qualified persons in all other countries; one year, \$80.00 (surface mail); \$145.00 (air mail). Subscription information: P.O. Box 12937, Overland Park, KS 66282-2937.

Photocopy authorization for internal or personal use is granted by PRIMEDIA Intertec, provided that the base fee of U.S. \$2.25 per copy, plus U.S. \$00.00 per page is paid directly to Copyright Clearance Center, 222 Rosewood Dr., Danvers, MA 01923. The fee code for users of the Transactional Reporting Service is ISSN 0361-0942/2001 \$2.25+00.00. For those organizations that have been granted a photocopy license by CCC, a separate system of payment has been arranged. Prior to photocopying items for classroom use, contact CCC at (978)750-8400. For large quantity photocopy or reprint requirements contact Reprint Management Services, 717-399-1900. For microfilm copies call or write Bell & Howell Info., 300 N. Zeeb Rd., P.O. Box 1346, Ann Arbor, MI 48106-1346. Phone: (313)761-4700 or (800)521-0600.



©2001 by Intertec Publishing. All rights reserved.

Mergers and beehives

BY PAUL MCGOLDRICK



Having a title like *Industry Watcher* gives me an inherent right, I believe, to look over others' shoulders and criticize what they do — both good and poor. It is particularly interesting to compare my own observations with those of analysts who see the corporate world rather differently, jumping straight past the beehive to the anticipated jars of honey.

I am welcomed into maybe fifty companies a year to share with them their perceived direction of travel (their road maps) and to talk in some depth about products that are coming. But when I read analysts' reports of these same companies I often wonder if we've visited the same company, the picture painted is usually so different from what I see happening in the trenches.

This overview is a privilege and a curse, but in either case my adrenalin always spikes when companies that I know well are involved in mergers and acquisitions. Three in the last year showed a good spectrum of the various situations that can happen; to protect the innocent I should say that although all the businesses are in the electronics industry, only one set is directly in broadcasting.

The first example is of a \$7 billion acquisition. The cultures of the two companies were very different. One was an old player that had grown really product-smart in the last few years and was now big. The company it acquired was always run on a shoestring, but it had some talented designers and a market sense in the Far East that was brilliant. The merger was completed extremely quickly and the first fears of Goliath dominating the picture were totally squashed. Management wisely kept the larger company's original plans from dominating the picture. The best of both was retained, and the best employees were given the authority — regardless of

the side of the fence they had originally been on. It was a joy to watch, and both locations are still a pleasure to visit.

The second example was not so happy. The company acquired in this case was bought as the first in a number of transactions to build up a group of related operations. The money was from

product crossovers and conflicts between the two operations, plus culture clashes galore. I see a disaster in the making.

The day this third announcement was made, a meeting was held with all the employees at the company being acquired. The new CEO made reassurances about stability, the future, com-

When I read analysts' reports, I often wonder if we've visited the same company.

suits on the East Coast. The company had been family-owned and although the transaction was only in the tens of millions, a lot of livelihoods were involved. The power vacuum when the owners left in their newly purchased luxury cars was massive. The business has moved from being quite conservative and traditional to a place where some managers now use four-letter words like commas, and where loyalties no longer exist for either management or the company direction. There is no marketing, product development is on a crawl to nowhere and sales are in the hole. Sad to watch, totally predictable, and now probably repeating in the parent company's other acquisitions.

The third example is a work in progress. A man who has an extremely short fuse runs the company that is making the acquisition; the corporate focus is totally on market perception and value, and products are announced somewhat prematurely with insufficient backup. The company being acquired in the deal (worth a couple of billion dollars) has been around for a good while and has always been run level-headedly by a man who wanted to be there. His untimely death left the company in the hands of the co-founder, who is much happier studying things through a microscope. There are all sorts of prod-

mon goals: all the usual material issued in these situations to hopefully keep the best employees from bailing out. It's not working — the best are already looking elsewhere in a community where they will have no problem finding an equal or better opportunity.

Many acquisitions take place with the employees kept totally in the dark until the day the deal closes; even when an announcement is made they have no opportunity to go see what is being bought. So management, the boards and the investors have to make their judgments about product lines, employee capabilities, attitudes and corporate culture based solely on the assertions of the management on the other side. That picture is always clouded over by what that group of people *hope* their company is really like, there in the cubicle hive.

I'd like to see more companies in merger-land listen to their worker bees, and involve them as honestly and quickly as possible. They can probably see better than their bosses what is real, what is valuable and what is junk that no one has had the courage to ditch. A clear look at those things dramatically increases the odds of a merger with a sweet conclusion, at least in one hive-watcher's opinion. ■

Paul McGoldrick is an industry consultant based on the West Coast.

Preview
at NAB '01
Booth #L9622

Miami is Frozen!



We Are Here.



Signal Quality Manager

*Introducing
The Next Generation in
Networked Monitoring*

It's 09:15 and without being there or seeing it, you know a signal from Miami is in a freeze frame state. How? With Videotek's multi-format SQM: Signal Quality Manager. With the SQM you can now simultaneously monitor hundreds of sites from wherever you choose, in real-time. The multi-format SQM is capable of monitoring Analog, Digital, HD, and MPEG signals. As a cost-effective, expandable solution for any system network, the SQM allows you to monitor all critical parameters on-screen, with easy-to-understand, color-coded windows. It also allows you to customize and edit signal locations and GPI triggers.

So find out for yourself what hundreds of leading broadcast facilities already know — when you need dependable, reliable broadcast signal solutions — **WE ARE HERE.**

Call Videotek today!



People Who Use Videotek Think Clearer.SM


Toll Free: 800-800-5719 www.videotek.com
Direct: 610-327-2292

Circle (102) on Free Info Card



*A classic
masterpiece of control*

- ♪ 8:4:4 video processing throughout
- ♪ Fast and easy upgrade to HDTV — no need to replace the entire frame
- ♪ Eight channels of 24-bit audio support throughout, featuring AES, embedded or 2 channels of analog audio formats
- ♪ Program Special allows use of off-line switcher functions while still on air, offering dual standard operation
- ♪ Complete automation flexibility
- ♪ Optional 2D DVE
- ♪ Optional key, border and shadow



A classic is measured by its ability to transcend time. So it is with Opus™.

The ultimate master control switcher, Opus was created to provide the broadcaster with a timeless total solution. This electronic work of art is masterfully designed to meet any of today's requirements, while also keeping your facility in rhythm with the changing market by easily upgrading to HDTV — without compromise to its flawless performance.

Delivering stunning power and versatility, the economical Opus is ready to orchestrate any configuration. Never was it so affordable to own a masterpiece.

Circle (103) on Free Info Card

See us at NAB, LVCC Booth #L8620