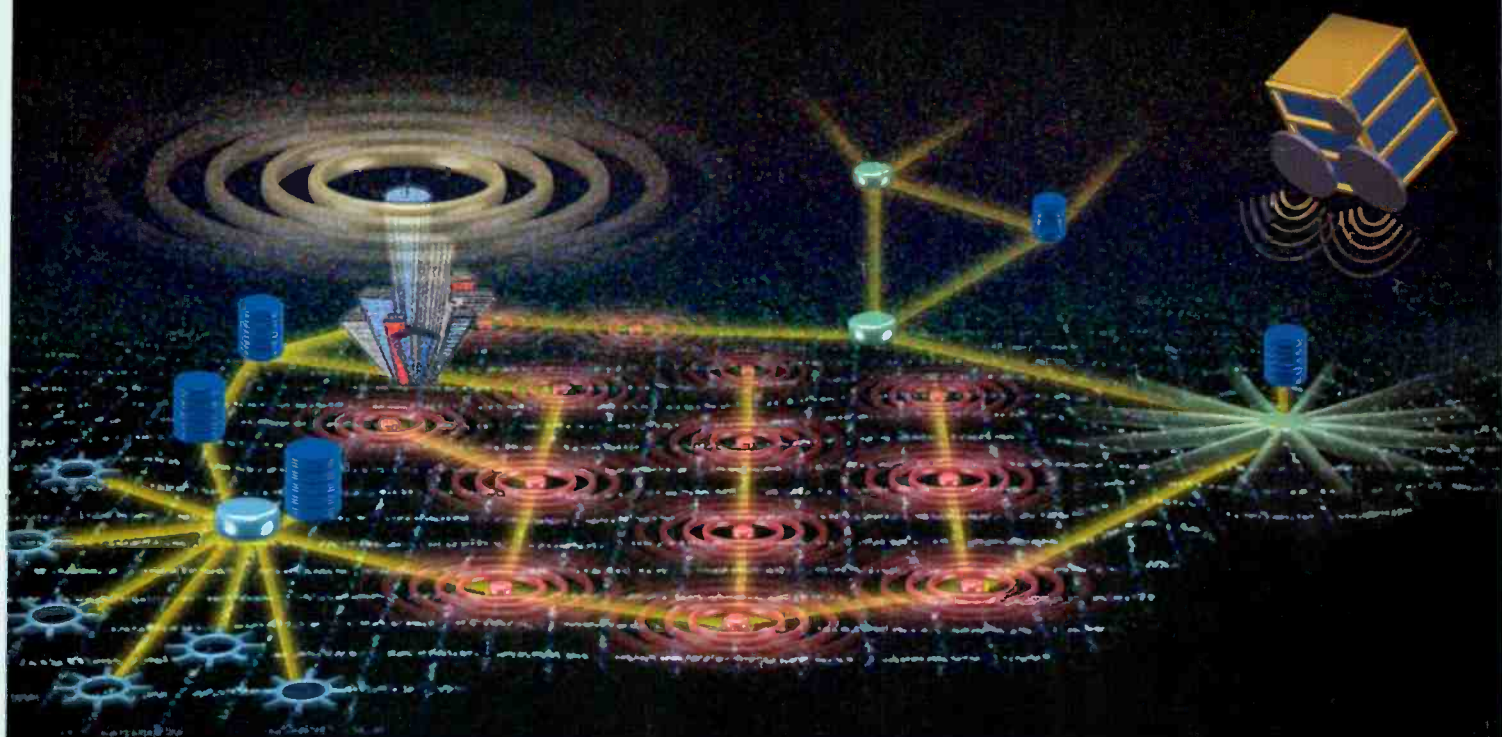


Broadcast **ENGINEERING**

THE JOURNAL OF DIGITAL TELEVISION®

The future of broadcast



Using microphones

Weather systems



WRAL-TV Raleigh, NC. — The Nation's First Daily HDTV Local News Broadcasts



A pioneer in HDTV broadcast technology, WRAL-TV was the first USA station to broadcast an HDTV signal in 1996 and is the country's first news operation to present HD local news on a continuous basis. The station is committed to delivering the *highest* quality signal to its viewer audience. Their audio board? A WHEATSTONE TV-80 SERIES LIVE TELEVISION CONSOLE.

"Our operators were given ample opportunity to evaluate different consoles," says Craig Turner, chief engineer at WRAL. After an extensive assessment of competitive products "they found the TV-80 easy to operate, with a convenient design that includes all the features necessary to achieve CD-quality audio."

WRAL is at the forefront of television broadcast technologies. YOUR station could be too; contact WHEATSTONE for the best in TV audio!

 **Wheatstone Corporation**

tel 252-638-7000/fax 252-635-4857/sales@wheatstone.com

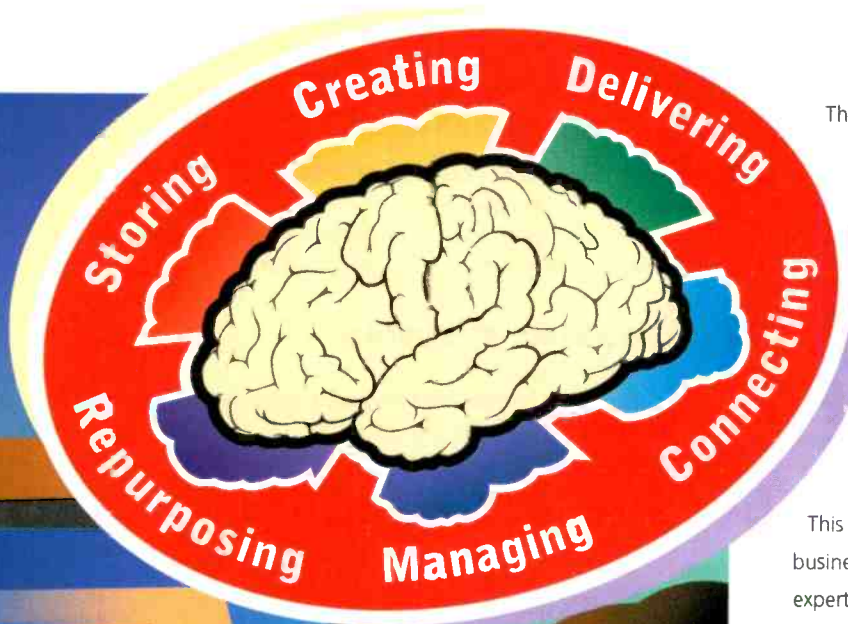
copyright © 2001 by Wheatstone Corporation

TV-80

www.wheatstone.com

Circle (101) on Free Info Card

Intelligence • Decisions • Control One B.R.A.I.N. Does It All



The brave, new world of digital broadcasting offers extraordinary opportunities for you to function more efficiently, create new sources of revenue and realize exceptional cost savings.

The key to all of this, of course, is centralization - the ability to consolidate, manage and direct all of your resources through a single control system.

Enter the B.R.A.I.N. Center: Broadcast Resource Asset and Information Network.

This unique product combines Harris' unmatched business, technology, automation and systems expertise to provide an intelligent, profitable centralization strategy for your enterprise.

With the assistance of Harris centralization experts you will:



Analyze
your business
and operational
requirements

Visualize
appropriate
implementation
models

Actualize
the cost-effective
integration of your
separate operations into
a centralized entity

Make the intelligent choice: Contact Harris today to learn more about centralization and how the B.R.A.I.N. Center puts you in control.

Circle (104) on Free Info Card

next level solutions

SERVICE

SYSTEMS

AUTOMATION

TRANSMISSION

IN THIS ISSUE



54

Features

54 The future of broadcast

By Craig Birkmaier

Tomorrow's broadcast environment offers a plethora of opportunities for the savvy broadcaster.

60 Weather systems

By Larry Bloomfield

A discussion of building news and weather systems into TV stations.



60

Beyond the Headlines

NEWS

12 PBS with commercials?

FCC UPDATE

18 FCC clarifies satellite must-carry rules

BUSINESS MODELS

20 Facility design: Broadcast vs. Webcast

By the Numbers

STATE OF THE INDUSTRY UPDATE

24 Streaming technology

Digital Handbook

TRANSITION TO DIGITAL

26 Audio sampling

COMPUTERS AND NETWORKS

32 Fiber optics for broadcast

STREAMING MEDIA

36 Eye candy for your senses



8

ON THE COVER: This month's cover illustrates a convergence of video, computing and telecommunications affecting broadcasters in the emerging digital world by changing the way digital media content is created and distributed. Original artwork courtesy Craig Birkmaier.

(continued on page 6)

A great triple play.



The new AJ-D455 DVCPRO Studio Editing VTR.

The first VTR to offer record and playback in DVCPRO, standard DV and Mini-DV, as well as playback of mini and standard DVCAM tapes. This full-featured VTR offers versatile digital interfaces: level-adjustable AES/EBU digital audio in/out and optional SDI and IEEE-1394 (FireWire®) in/out. The AJ-D455 even allows for data conversion between DVCPRO and DV/DVCAM formatted IEEE-1394 links, providing a truly seamless approach to multi-format editing.

From desktop editing to fast-paced tape-to-tape-based broadcast, the AJ-D455 will deliver major-league results – all backed by DVCPRO's legendary reliability and image quality. For more info, visit us at panasonic.com/broadcast, or call 1-800-528-8601.

Panasonic[®]
The difference is your image.™

www.panasonic.com/broadcast

SPECS

AJ-D455 VTR	Record/Playback: 184-minute in DVCPRO, 276-minute in DV
Formats Supported: DVCPRO, DV, Mini-DV, DVCAM	Digital Slow-Motion and Still
Two 16-bit/48kHz Audio Channels	Digital In/Out: AES/EBU, IEEE-1394, SDI
Analog In/Out: Component / Composite / S-Video and Analog Audio	



Systems Design & Integration

SYSTEMS DESIGN SHOWCASE

- 40 Thirteen/WNET's new 5.1 audio suites

TRANSMISSION & DISTRIBUTION

- 46 Maintenance: Yes, it works - fix it anyway!

PRODUCTION CLIPS

- 50 Using microphones

New Products & Reviews

APPLIED TECHNOLOGIES

- 64 Panasonic's variable-frame-rate camcorder
66 Telecast highlights cable connector technology

TECHNOLOGY IN TRANSITION

- 71 Television automation

NEW PRODUCTS

- 72 AJA Video Systems HD10M, plus other new products

Departments

- 8 Editorial
10 Reader Feedback
84 Classifieds
83 Advertisers Index
86 EOM

Broadcast **ENGINEERING** THE JOURNAL OF DIGITAL TELEVISION

www.broadcastengineering.com

Table of Contents

Business Announcements
Features
Demo Room

Magazine Content

Features
Beyond the Headlines
Digital Handbook
Systems Design Showcase
New products & reviews
Departments

Featured links

- Browse Back Issues
- About the Magazine
- Editorial Calendar
- Magazine Rack

Visit the
**Demo
Room**




www.broadcastengineering.com,
a member of IndustryClick.com

FREEZE FRAME

A look at the technology that shaped this industry

A station of firsts

What TV station lays claim to being dedicated in 1955 by then vice-president Richard Nixon? It was also the site of the famous Nixon/Kennedy debates. It claims to be its city's first stereo broadcaster and its first DTV station. You can win a *Broadcast Engineering* T-shirt with the correct answer. Enter by e-mail. Title your entry "Freezeframe-December" in the subject field and send it to: bdick@primediabusiness.com. Correct answers received by Jan. 17, 2001, are eligible to win.



introducing smoke[®] 5

real-time HD & 63" finishing

they like to watch.

smoke 5 from Discreet gives even more tools to keep eyes riveted to the screen.

All eyes are on you to create visually-stunning work. smoke 5 gives you the power to deliver it. With smoke 5 you can quickly and easily finish picture, sound, graphics, and effects. Sophisticated vertical timeline editing gives you unlimited layering potential, with a versatile 3D compositing environment based on Discreet's Academy Award[®]-winning flame[®] and inferno[®]. And because smoke 5 is format independent, you can produce once and easily distribute to HDTV or standard definition. So you can define your own standard of creativity.

Visit www.discreet.com or call 1.800.869.3504

ONSCREEN ONAIR ONLINE™

discreet™

Circle (105) on Free Info Card

Discreet is a division of Autodesk, Inc. flame, inferno and smoke are registered trademarks, and Discreet is a trademark of Autodesk, Inc./Discreet Logic, Inc. in the USA and/or other countries. All other brand names, product names, or trademarks belong to their respective holders. © Copyright 2001 Autodesk, Inc. All rights reserved.

On the road again

It looks like FCC Chairman Michael Powell is finally putting some air back in the nation's DTV system. He's managed to not only speak openly in support of the value of DTV, but also get his commission to approve steps to help broadcasters get their DTV stations on the air. What a novel idea!

The commission's Nov. 8 action made several significant changes to the DTV rules. These are a welcome change from Kennard's anti-broadcaster approach.

Most important is the change that allows stations to build less than maximum broadcast facilities. Stations no longer need build a transmission system that replicates their entire grade B analog service area before 2005 or lose interference protection for the unserved area. Now, stations can build a lower-

power facility and serve their community of license while still receiving interference protection to the fully allocated service area. This will allow stations to initiate DTV broadcasts with less expensive systems and build out to full power as the DTV transition continues.

Stations that have already been granted a construction permit for full-power operation can modify it and build only what's necessary to cover the city of license.

Stations with core DTV channel assignments also have more time to decide which channel they want to use as their post-transition DTV channel. Stations can also operate their DTV systems less than full time.


While the commission refused to issue a blanket extension of the May 2002 DTV construction deadline, it agreed to consider financial hardships on an individual basis.

The serious unanswered question is what a bunch of low-power TV stations will do to the predicted receive situation. Previously, DTV coverage predictions were based on full-power operation.

With many, perhaps most, stations operating with a few kilowatts of RF, what will that mean to the 85 percent rule? Will the 85 percent coverage areas be calculated on actual coverage at the low power levels? Will sufficient viewers even be able to receive these low-power transmissions? With the hassle many have encountered in receiving high-power stations, what happens when the level is 20dB lower? Even our DTV receive guru, Pete Putman, and his custom antennas may have a problem trying to pick up a 1 kW transmitter at 20 miles.

Clearly, the FCC must take the next step and mandate DTV cable carriage. A recent report by the Merrill Wise Group (MWG) shows that cable has plenty of spectrum to provide digital carriage. However, it's going to take FCC action to get cable to devote a single megahertz to free DTV carriage.

Despite the commission's unwillingness to tackle cable's DTV roadblock, I'll give Powell credit. He's taken a big step to support broadcasters' efforts to implement DTV.




Brad Dick

Brad Dick, editorial director

Send comments to:
direct: editor@intertec.com
website: www.broadcastengineering.com

Get a grip with simple switching solutions

Powerful, sleek and reliable. Miranda's Network Series Routing Switchers offer cost effective compact packages in a complete range of analog, digital, audio, video, HD and telecom routing switchers. So compact, they can easily be mounted in the rear of a rack, reducing used rack space to zero. Easy installation and maintenance free, Network Series Routing Switchers are available in sizes of 16x2 up to 128x2, 8x8, 16x16, 32x32 and 64x64. Switch today for the flexibility you want in the size you need.



It works!

I consider myself the lucky one to get the un-built Heathkit color TV that had been sitting in the basement of one of your readers for 25 years. Ah, the memories it brought back! As usual, I was a little nervous when the “moment of truth” came and I poised my finger over the power button. It worked! No sparks or flames. I wish I could afford a Plexiglas cabinet so I could admire its innards full time.

They don't make 'em like this any more.

RAY CARLTON



To John Luff:

We are using “do-it-yourself” metadata by writing data inside the active video (two lines at the top of the screen). The data comes from sensors mounted on the camera. Unfortunately, this is not very attractive when viewed in underscan mode.

Can this drawback be avoided by using SMPTE 315-1999 to carry the ancillary data? Do you know of any hardware that will support the read/write functions for data using this standard?

DAVID LANDELLE
VANVES, FRANCE

John Luff responds:

David:

The most complete reference to SMPTE 315M is the standard itself, available from the SMPTE at www.SMPTE.org. Use of SMPTE 315M is only possible when using

SMPTE 259M (270 Mbit component digital video). SMPTE uses the ancillary data capacity that is present during the horizontal and vertical intervals where video is not encoded. There are

matrix display.

The original AB Dick design was later modified by another team of engineers who added new functions and formed a company that launched the

The first “CG” was built by AB Dick and called the Videograph.

explicit rules on how to implement private or public use of this capacity, though in practice you may use it in any way you wish if the video will not be exchanged with other users. The capacity is quite large, as video only occupies about 216 Mbits of the space available. Even if the maximum number of embedded audio channels is included (eight AES pairs) there remains a prodigious amount of capacity in the 270 Mbit signal.

JOHN LUFF
AZCAR

Recent FreezeFrame winners

The answer to this FreezeFrame question begins as a good history lesson from readers Alan Schoenberg of Controlware Communications and Jim Wulliman, former SBE Ennes executive director.

The first “CG” was built by AB Dick and called the Videograph. According to Wulliman, the device used a Dictograph dictation recorder for the external memory and a teletype keyboard.

Schoenberg writes that the device was originally marketed by Visual Electronics, with CBS taking over the manufacturing of the CG when Visual went out of business. Using the Videograph as a beginning, CBS created the CBS Vidifont. About the same time, RCA Canada was marketing a CG called the Divcon, which produced a dot

CG under the new name of Chyron. The product was called the Chyron 1.

In February 1982, *Broadcast Engineering* carried an article describing ABC's work in developing what was still called the “CBG” — Character/Background Generator.

Originally, the network wanted to be able to display the 1972 election results using computer-generated white numbers and characters matted over a blue slide. The system used a Varian computer. An Arvin still store, which allowed the use of prerecorded oval shapes for backgrounds, was added for the 1976 elections.

Planning for the 1978 elections began with ABC approaching a company called Dubner Computer Systems. The result was the CBG-1. It was now possible to create an ABC election graphic in a mere 18 seconds! The next model, the CBG-2, used an Intel 8080, eight-bit processor and with its 48k memory could now generate the same background in only two seconds.

And the rest is history.

August FreezeFrame winners:

Alan Schoenberg, Controlware Communications


Jim Wulliman, SBE

Augusto Villaseñor, Globecomm Systems

Murray Bevit, Bell Atlantic

Harvey Caplan

NEW



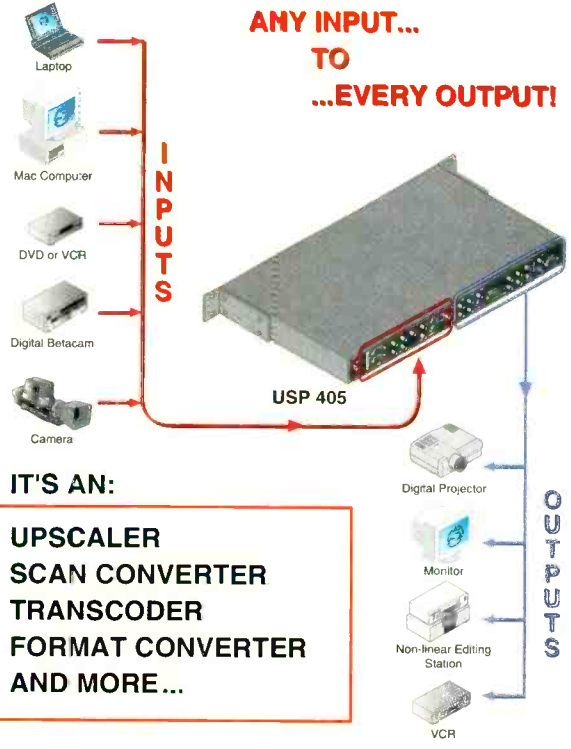
Extron® USP 405

The "Universal" System Solution

Introducing the Extron USP 405 Universal Signal Processor—the one-box solution for all your video signal conversion needs. The USP 405 is an all-in-one high quality scaler, scan converter, and transcoder. It accepts a wide range of video input signals and transcodes them or scales them up or down into almost any signal format to meet the video signal requirements of any system. The applications for the USP 405 are virtually limitless and include rental and staging environments, boardrooms, conference rooms, classrooms, auditoriums, and much more. With its intuitive user interface, back-lit tactile control buttons, and optional IR remote, the USP 405 is the simple solution for all your signal processing needs.

Features:

- **Input signals**—Accepts 5 video inputs: (1) RGB on 15-pin HD, (1) RGB/Component (NTSC, PAL, HDTV), (1) S-video, (1) composite, and (1) optional Serial Digital Interface (SDI) video signal.
- **Output signals:** 6 video outputs: (2) RGB/HD Y, R-Y, B-Y, (1) Component (NTSC, PAL), (1) S-video, (1) composite, and (1) optional SDI video.
- **Output rates**—35 scaled output rates; computer video rates up to 1365 x 1024 and HDTV rates of 780p, 1080p, and 1080i.
- **Dynamic Motion Interpolation (DMI™)**—A proprietary advanced motion detection and compensation method used to deliver the best aspects of still and motion algorithms for a superior level of image enhancement.
- **Accu-RATE Frame Lock (AFL™)**—A proprietary technology that eliminates the problem of artifacts in scaled motion video.
- **3:2 and 2:2 pulldown**—An advanced film mode processing technique that maximizes image detail and sharpness for NTSC or PAL materials that originated from film.
- **Test patterns**—Seven test patterns included.
- **Easy operation**—Back-lit, tactile buttons and an easy-to-read LCD menu simplify operation and control. Remote control through RS-232 is standard; IR remote is optional.



www.extron.com/4/usp405



Extron® Electronics

800.633.9876
www.extron.com

Circle (107) on Free Info Card

Copyright © 2001 Extron Electronics. All rights reserved. All trademarks mentioned are the property of their respective owners.



News

PBS with commercials?

BY LARRY BLOOMFIELD

In a three-to-one vote in mid-October, the FCC made what could end up being a landmark decision. The FCC said that anything less than the substantial majority of the public broadcasters' new digital capacity may contain advertising, just like their commercial counterparts. There's one stipulation – the government gets a five percent cut of the gross commercial revenues.

In the public statement accompanying the ruling, the commission cited computer software distribution, data transmissions, Teletext, interactive materials, aural messages, paging services, audio signals and subscription video as examples of the services that may be offered as supplements to the digital TV signal. There's nothing keeping public broadcasters from running sitcoms, game shows or even soap operas, with commercials, on one or more of their sub-channels.

In the Report and Order, the FCC ruled that the statutory prohibition against broadcasting of advertising on non-commercial educational (NCE) television stations applies only to broadcast programming channels. It does not apply to any ancillary or supplementary services carried on their

John Lawson, president of America's Public Television Stations (APTS), claimed the revenue would be used to provide a new generation of digital educational services.

Rep. Billy Tauzin (R-LA), who chairs the House Energy and Commerce Committee, expressed concern about what

The government gets a five percent cut of the gross commercial revenues generated by advertising on public television.

excess DTV channels.

Commissioner Michael Copps disagreed with the decision to allow public television to put commercials on their digital spectrum, saying that public and commercial television services should not converge until they become indistinguishable.

he called "creeping commercialization." Tauzin's spokesperson Ken Johnson said the Congressman will likely ask the agency to tighten its definition of substantial majority.

Tauzin, Rep. Edward Markey (D-MA) and Rep. Richard Burr (R-NC) sent a letter to FCC Chairman Michael Powell asking the commission to reconsider its move.

The FCC concluded that NCE licensees are not exempt from the statutory requirement to pay fees on revenues generated by remunerative use of their excess digital capacity, even when those revenues are used to support their mission-related activities. Beginning in 2002, NCE licensees will be required to report to the FCC on Dec. 1 of each year on their use of their digital channels during the 12-month period ending the previous Sept. 30. Stations must then remit fees of five percent of gross revenues received during the reporting period for feeable ancillary or supplementary services provided on their digital bitstreams.

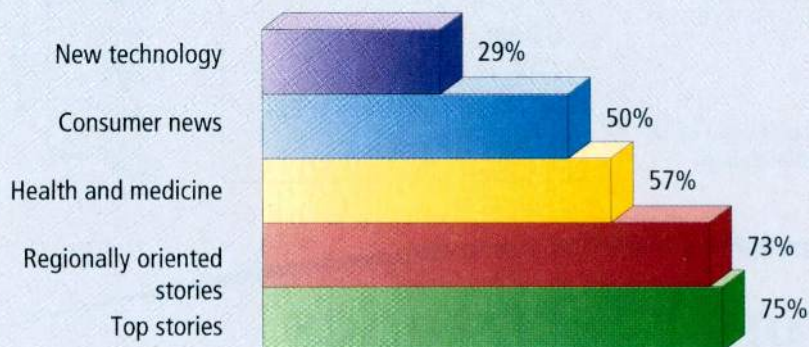
For more information, see the FCC's

FRAME GRAB

A look at the issues driving today's technology

Local news ranks top for stations

News execs rank local angles best



SOURCE: CONUS Communications' survey of 102 news executives

www.CONUS.com



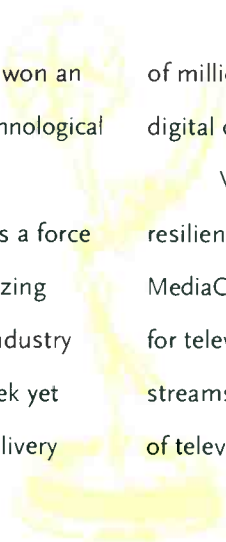
ONE SERVER. ONE EMMY.

Recently, SeaChange MediaCluster server won an Emmy for “outstanding achievement in technological advancement.”

We are honored to be recognized as a force of change in an industry that’s revolutionizing what television is — and can be. As the industry moves toward personal television, the sleek yet strong MediaCluster server powers the delivery

of millions of movies, ads, programs and other digital content worldwide.

With its original “single copy” 100% fault-resilient storage technology, just one SeaChange MediaCluster server provides unlimited opportunities for television operators everywhere — for more streams, more storage, more economy. The future of television certainly looks bright.



www.seachangeinternational.com



©2001 SeaChange International, Inc. 124 Acton Street, Maynard, MA 01754
phone: 978-897-0100 fax: 978-897-0132 All rights reserved.
MediaCluster is patented, and is a registered trademark of SeaChange International, Inc.



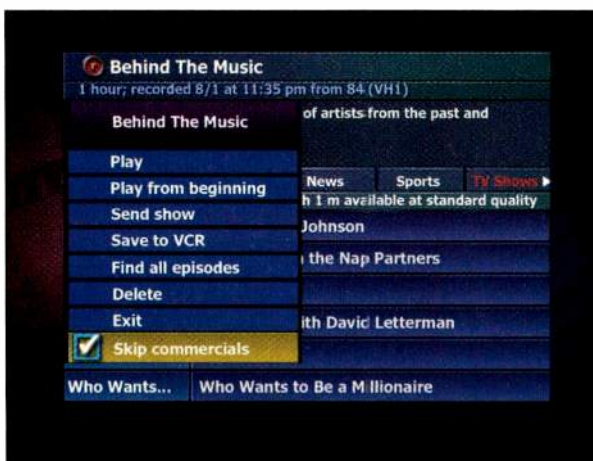
SEACHANGE
INTERNATIONAL

One Server. Unlimited Opportunities.

Don't delete the commercials!

Viacom's CBS, Disney's ABC, General Electric's NBC and other media companies filed a multi-million dollar suit against ReplayTV and its owner SonicBlue in late October. The companies took legal issue with ReplayTV for providing a feature that many viewers have been using on their VCRs since VCRs first hit the market.

The companies fear that advertisers will be unwilling to pay for advertising that Replay's AutoSkip feature can make invisible to viewers, thus possibly eliminating the source of payment for copyright owners. This raises the



ReplayTV's "Auto Skip" feature has sparked concerns among media companies, including CBS, ABC and NBC.

question of whether CBS, ABC and NBC will bring lawsuits against VCR manufacturers for the same reasons.

These companies are also concerned that Replay's latest model will allow

video recorder technology by the National Academy of Television Arts and Sciences (NATAS), which includes some of the same people who are suing Replay. ■

users to share video over local area and wide area computer networks, not to mention the Internet. According to sources at SonicBlue, it is a personal transaction allowing users with ReplayTV 4000 recorders to share files. Video is not posted to the Internet or shared with unknown users.

Ironically, ReplayTV was awarded a Technological/Engineering Emmy Award for its digital

Congress pushes FCC

Rep. Billy Tauzin (R-LA), who chairs the House Energy and Commerce Committee, held a meeting in late October on how to speed up the DTV transition. In attendance were Rep. John Dingell (D-MI), Rep. Fred Upton (R-MI), chair of the House Telecommunications and Internet Subcommittee, and Rep. Edward Markey (D-MA).

The key member missing is a real-world broadcaster!

The broadcast industry was represented by NAB president Edward Fritts, NCTA president Robert Sachs, CEA president Gary Shapiro, the president of the Motion Picture Association of America, Jack Valenti, and former FCC head Richard Wiley.

According to Tauzin's spokesperson, Ken Johnson, the group discussed a wide range of issues, including digital must-carry, the transition deadline and copy protection, and will meet again in a few weeks to offer

specific suggestions for broadcasters and to discuss Congress' role in the transition.

In 1997, Markey set a time frame of January 2002 for TV sets to have the capability to display digital signals. With the new impetus, the time frame might pack more weight, allowing consumers to reap the benefits of the superior digital technology.

FCC Chairman Michael Powell said, "The DTV transition is a massive and complex undertaking. Although I'm

often asked what the FCC is going to do to 'fix' the DTV transition, I believe that a big part of the problem is the unrealistic expectations set by the 2006 target date for return of the analog spectrum." This is unlikely to hold much weight with many on Capitol Hill.

The FCC has established a task force headed by Mass Media Bureau Associate Chief Rick Chessen in an effort to kick-start the seemingly stalemated transition. The task force is charged

with reviewing the ongoing transition to DTV and making recommendations to the commission concerning priorities to facilitate the transition and promote the rapid recovery of broadcast spectrum for other uses.

Joining Chessen will be members from the Cable Bureau, the Mass Media Bureau (MMB), the Office of Engineering & Technology, and the Office of Plans & Policy (OPP). An ad hoc advisory group, consisting of FCC staff from the Consumer Information Bureau, the Office of the General Counsel, the MMB, the OPP, and the International Bureau, was created to assist the task force. The key member missing is a real-world broadcaster! ■



Send questions and comments to: larry_bloomfield@intertec.com

IN ADDITION

For an expanded version of industry-related news, visit our Web site at www.broadcastengineering.com. Click on News to learn about the latest MPEG chips and solutions for 8-VSB.



100010011110101101001110110011010111

ROHDE & SCHWARZ

EFA



Model 53

8VSB TV Test Receiver

EFA Family of
Television Test
Receivers

Specifications:

- Model 53 [4.5 ... 1000 MHz, -72 ... +20 dBm]
(w/ option EFA-B3, RF Preselection)
- Simultaneous Decoding & Measurement
- SMPTE 310 Serial Output
- 6 MHz SAW Filter

Measurements:

- Level
- Pilot Value
- Carrier Frequency
- BER, SNR, MER, EVM
- FCC Shoulder

Displays:

- Ghost Pattern
- Frequency Response
- Constellation Diagram
- Amplitude/Phase Response
- Spectrum Display

COMPLETE PRODUCT INFORMATION:
"SEARCH EFA" ON OUR INTERNET SITE.

Circle (109) on Free Info Card

<http://www.rohde-schwarz.com>

ROHDE & SCHWARZ, INC.

7150-K Riverwood Drive - Columbia, MD 21046-1245

Phone: (410) 910-7800 Fax: (410) 910-7801

1100010011110101100101101100001110010110111001001

Birkmaier joins BE staff

The *Broadcast Engineering* staff is pleased to welcome industry veteran Craig Birkmaier as a contributing editor in the area of new media. Birkmaier brings more than



Craig Birkmaier

a decade of valuable experience in the television industry to his new role. He has hosted and moderated OpenDTV forums at the past two NAB conventions to allow broadcasters to discuss issues relating to the digital transition. He has also worked to develop new tools for television production.

In addition to bringing his expertise and perspective to *BE*, Birkmaier will be managing special projects for PRIMEDIA Business Magazines and Media. He began by organizing

the DTV conference, sponsored by *Broadcast Engineering*, *Millimeter* and *Video Systems* magazines, which was held Nov. 28-30 in Atlanta. The conference included an OpenDTV Forum on industry consolidation and centralcasting. ■

Echostar makes bid for Hughes' DirecTV

BY LAURA COLLINS, ASSOCIATE EDITOR

DBS provider Echostar is in the process of acquiring General Motors' Hughes Electronic division and its DirecTV satellite service for \$25.8 billion. The goal of the merged company is to provide competition for cable television by delivering video entertainment and broadband data services, especially to underserved rural markets. After the merger, Hughes would maintain a majority shareholder position while Echostar would gain management


control of the new company. The combined company will use the EchoStar name and adopt the DIRECTV brand for its services and related products.

Credit Suisse First Boston and Deutsche Banc AG provided \$5.5 billion of the financing needed for the acquisition. Additional funding came from the personal funds of Echostar Communications' founder, chairman and CEO Charlie Ergen.

Echostar is awaiting approval for the deal from regulators over the next 10 to 12 months. The FCC has established an intra-agency team to review the proposed merger, led by Kenneth Ferree, head of the FCC's Cable Services Bureau.

The merger between Echostar and DirecTV would create the second-largest pay television platform in the nation, with more than 16.7 million subscribers, and the potential to gain eight million more over five years. The new company would control between 80 and 90 percent of the DBS market. ■

when one shot is all you've got ... trust fiber



ANY DISTANCE. EVERY SIGNAL. ALL THE TIME.

The new CopperHead™ Fiber Optic Camera Link sends and receives all camera signals over a single, rugged, lightweight fiber optic cable. Just snap the transceiver between your camera and battery, and you've got everything you need for a live remote:

- | | |
|-------------------------|-----------------------------------|
| FROM CAMERA TO BASE | FROM BASE TO CAMERA |
| • Program Video | • Return Video |
| • Two Audio Channels | • Return Audio (IFB) |
| BI-DIRECTIONAL | • Black Burst/
Auxiliary Video |
| • Intercom | • Tally/Call |
| • Remote Camera Control | |
| • Auxiliary RS-232 Data | |

Be assured of crystal-clear signals at any distance, without hum or interference. Get on the air quickly and reliably. On time, every time.

CopperHead™ mounts to:



ANTON/BAUER®



PAG™



"V" MOUNT



Telecast
Fiber Systems, Inc.

+1 (508) 754-4858
sales@telecast-fiber.com
www.telecast-fiber.com

Circle (110) on Free Info Card

24P DOLBY E NOW AVAILABLE



Film and postproduction is migrating toward 24-frame to provide high quality and flexibility across multiple delivery formats, including digital television, electronic cinema, and telecine. Dolby E is becoming the standard for archiving and distributing multichannel audio and metadata for DTV production and broadcast distribution.

With the new DP579 Dolby E Tri-Level Sync Interface, those working in 24P can now use Dolby E for direct electronic transfer of multichannel audio. The DP579 accepts tri-level sync, and used in conjunction with the DP571/DP572 Dolby E encoders and decoders, allows Dolby E audio and metadata to be stored on 24-frame video systems.



Dolby DP579

For more information on Dolby E and the DP579, please visit our website.

www.dolby.com/tvaudio

DD Dolby

BREAKING SOUND BARRIERS

Dolby Laboratories, Inc. • 100 Potrero Avenue • San Francisco, CA 94103-4813 • Telephone 415-558-0200 • Fax 415-863-1373
Wootton Bassett • Wiltshire SN4 8QJ England • Telephone (44) 1793-842100 • Fax (44) 1793-842101 • www.dolby.com

Dolby and the double-D symbol are registered trademarks of Dolby Laboratories. © 2001 Dolby Laboratories, Inc. S01/13988

Circle (111) on Free Info Card



FCC clarifies satellite must-carry rules

BY HARRY C. MARTIN

The FCC has issued an order on reconsideration of the satellite TV must-carry rules adopted in 2000. The 2000 rules require satellite carriers to carry upon request all local television broadcast station signals in local markets in which the satellite carriers carry at least one television broadcast station signal by Jan. 1, 2002. The FCC did the following on reconsideration:

- Upheld the requirement that satellite operators carry the entire primary video, accompanying audio, and closed-caption and most other data contained in the vertical blanking interval.
- Denied a request that the FCC require broadcast stations to deliver a higher-quality signal to satellite carriers than is required for cable carriage.
- Denied a request that the FCC require television stations to pay any new or additional costs to deliver a good quality signal if the carrier moves its receive facility.
- Denied a request that satellite carriers be allowed to require subscribers to purchase additional equipment, such as an additional satellite dish, to gain access to must-carry signals.
- Held that satellite carriers may offer local signals to their subscribers on an à la carte basis, and that doing so does not necessarily violate the statutory prohibition on discriminatory pricing or provision of access to broadcast stations. However, the FCC ruled that most stations should be offered to subscribers at the same or a nearly

identical price. Prohibited discrimination would occur if a carrier offered some local stations in a package, while offering others on an à la carte basis.

- Denied a request that the FCC modify its noncommercial educational (NCE) carriage rule by limiting a satellite carrier's carriage obligation to only one qualified NCE station per DMA, with additional NCE stations carried on a voluntary basis, rather than requiring satellite carriers to carry all non-duplicative NCE stations.
- Denied a request that the FCC permit satellite carriers to include local NCE stations in the calculation of the four-percent public interest set-aside requirement under the Satellite Home Viewer Improvement Act.
- The FCC also ruled that, in regard to required signal strength at satellite uplink or signal relay points, if upon receipt of a must-carry demand letter a satellite carrier has a reasonable basis for believing that the station does not provide the required signal quality, the carrier must state that in a response letter to the broadcaster. If there is a reasonable basis for a carrier's concern, then the burden is on the station to pay for signal testing.
- The commission also clarified the timing requirements associated with disputes over signal quality filed at the FCC, ruling that form letters by carriers which assert that the station's must-carry election letter failed to "prove" a good quality signal are invalid responses and do not trigger a window for filing a complaint at the FCC. The station involved should respond by providing signal strength evidence and stating that the carrier has failed to meet its obligations under the rules.

In summary, the commission has clarified important issues, but the potential for significant disagreements between carriers and stations remains.

FCC relaxes DTV build-out requirements

The FCC has deferred indefinitely its deadline for stations to replicate their entire Grade B NTSC analog service areas with their DTV signals or face loss of interference protection. The previous replication deadlines were Dec. 31, 2004, for commercial stations and Dec. 31, 2005, for NCE-TV. Stations now will be allowed to construct facilities that serve only their communities of license without loss of interference protection to their entire allotted service areas.

The deadline for stations with both analog and digital channel assignments in the DTV core to elect which channel they will use after the DTV transition also was delayed. The commission stated that, with the more graduated approach, stations would have more time to increase power and gain experience at the higher power levels before having to choose which of their two channels would provide the better DTV service.

New dates for analog replication, maximization and channel election will be established during the FCC's next periodic review of the DTV transition.

The FCC refused to grant a blanket extension of the DTV construction build-out date, currently set at May 1, 2002, for commercial stations and May 1, 2003 for noncommercial stations. However, the commission is preparing a standard form to use for extension requests. That form will be due to be filed at least 60, but no more than 90, days prior to the applicable construction deadline. For the first time, the commission stated that it will, in limited circumstances, consider financial hardship as a basis for extending the DTV construction deadline. ■

Harry C. Martin is an attorney with Fletcher, Heald & Hildreth PLC, Arlington, VA.

Dateline

Feb. 1, 2002, is the deadline for biennial ownership reports for broadcast stations in Arkansas, Kansas, Louisiana, Mississippi, Nebraska, New Jersey, New York and Oklahoma.



Send questions and comments to:
harry_martin@primediabusiness.com

YOU'VE DREAMED OF A 2-CHANNEL UHF FULLY USER SYNTHESIZED INTERCOM.

STOP DREAMING. NOW YOU CAN OWN IT.

The most versatile wireless intercom ever!

- 2 intercom channels
- stage announce with relay closure
- wireless talkaround
- 1,440 frequencies
- all metal beltbacks
- and so much more.

RadioCom™ BTR800

UHF FULLY USER SYNTHESIZED TWO-CHANNEL WIRELESS INTERCOM

For more information please call 1-800-392-3497

©2001 Telex Communications, Inc.

Circle (112) on Free Info Card

Facility design: Broadcast vs. Webcast

BY MARK SIEGEL

There are plenty of similarities between designing a Webcast facility and designing a broadcast facility, but there are also many differences that require careful consideration.

Historically, broadcasters are more familiar than Webcasters with a technical facility's power and environmental requirements. Webcasters are not quite as familiar with electrical or HVAC issues, for example, and most have never had experience in broadcasting. On the other hand, most broadcasters have minimal background encoding multiple simultaneous streams of content, which, in modern Webcast facilities, can number from at least 10 to as many as 500.

When considering the construction of a Webcast facility, planning is crucial to make sure everyone is headed in the right direction. A business plan defines where a Webcaster's business is today and where it wants to go in the future, and ensures that the facility is off to a good start.

Of course, the bulk of this planning

comes down to economics. Of primary economic concern to a Webcaster is the cost of each individual information path or stream. In contrast to a broadcaster, who might transmit only one stream of information, a Webcaster might need to transmit 250 simultaneous streams. How much equipment should you dedicate to processing each stream? When

In contrast to a broadcaster, who might transmit only one stream, a Webcaster might need to transmit 250 simultaneous streams.

considering this question, you must be both creative and conservative.

Webcast facilities generally use equipment identical to broadcast facilities up to the point where the data hits the encoder. Webcasters also often use traditional routing switchers, video processors and conversion equipment. For example,

NaviSite.com, a 10,000-square-foot facility that has hosted many high-profile Webcasting projects, uses traditional A/V routing equipment to route standard analog signals to a digital capture machine where the signal is encoded in Real, Windows Media and QuickTime formats.

Webcasters often use unique routing

equipment for monitoring and routing to multiple encoders from a single destination. Because facilities such as NaviSite are dealing with so many streams, they need to monitor each encoding process from a single location. This monitoring process is simplified using a centrally located PC, keyboard and mouse.

Broadcast facilities are designed so that all measurements, signal testing and confirmation of quality are performed before the signal hits the transmitter. Webcasting, on the other hand, is unique in that test and measurement takes place after encoding.

Differences are also found in the area of noise reduction. The data streams used by Webcasters operate at a much lower bit rate than those used by broadcasters. Unlike broadcasters, Webcasters cannot encode high-bandwidth chroma and luminance signals, so the Webcaster's encoder can work with a lower bit rate.

Automation is more sophisticated in Webcasting than in broadcasting, and is necessary for efficiency. Since Webcasting involves multiple streams, there are many more devices to be controlled. In a manual bay system, 15 to 20 people would be required to



The front-end master-control equipment at the NaviSite.com streaming facility in Andover, MA, includes auto-levelers, phone couplers, audio and video routing systems, and video monitors. Photo courtesy of NaviSite.com.



NEW!

The easiest way to do DTV without busting your 2002 budget

SignalCast is a set of DTV compliance solutions from SignalSys, the nation's fastest growing independent systems integrator. SignalCast saves time and money by offering a simple, economical, single-rack solution designed to help you beat the DTV deadline!

All required components are bundled into a configurable, tightly integrated package. Don't be fooled by the low price - SignalCast delivers superior quality digital conversion, branding, routing, and encoding capability while simultaneously supporting PSIP, EAS and Closed Captioning!

Best of all, SignalCast makes good business sense. You can start by meeting the absolute minimum DTV requirement today, then grow into multicasting or HDTV tomorrow. Lease options available.

SignalCast comes fully integrated and ready to feed your transmitter. You can install SignalCast yourself or have the SignalSys installation team do it for you. SignalSys continues to support you with superior service long after the sale.

SignalSys is redefining Systems Integration. As the nation's fastest growing independent systems integrator, we're setting an entirely new standard for value and customer service. Our team will take you all the way...

from Concepts to Completion!


Check out our exciting range of innovative products and engineering solutions.

Visit www.signalsys.com and see why SignalSys stands for SUCCESS!



SignalSys, Inc., 749 North 10th Street, San Jose, California 95112 - (408) 998-8053
visit us on the web at www.signalsys.com or email info@signalsys.com

Save Time, Space and Money on Your new SPG



- Word Clock
- Analog Test Tone
- Black Burst
- Analog Test Pattern
- AES/EBU Test Signal
- SDI Test Pattern

[Land 6 Features In One Box]



Marielundvej 37D • DK-2730 Herlev • Denmark
Phone: +45 44 85 02 55 • Fax +45 44 85 02 50
info@dk-audio.com • www.dk-audio.com

Circle (142) on Free Info Card

manage 200 streams of content. Traffic and scheduling systems are more complex, as well. Real Broadcast Network (RBN), for example, broadcasts 3000 streams per day. To streamline operations and improve efficiency, each operator in this facility has complete control of all RBN operations from his or her desktop workstation.

Perhaps the most substantial difference between the broadcasting and Webcasting facilities is future expansion. Growth in broadcasting is certainly more predictable than in Webcasting, where explosive growth can happen at a moment's notice. Traditionally, there is a 30 percent growth factor figured into the construction of a new broadcast facility. In Webcasting, the growth factor considered in initial implementation often approaches 300 percent. Obviously, planning ahead of time for facility infrastructure growth is a must. This covers everything, particularly real estate, HVAC, electrical issues, router upgrades and satellite expansion.

The key in designing both types of facilities is to plan for the greatest projection, build for current needs, and set

Webcasting is unique in that test and measurement takes place after encoding.

milestones for growth so you can forecast the upgrade. With a Webcast facility, it comes down to the design of one path. Everything in a Webcast facility goes through the same path, so, whether the streamed content is created originally within the facility, taken from pre-recorded material, or from a satellite, everything goes through the same path before hitting the encoder. This is a much simpler process than in a broadcast facility. In a Webcast facility, you simply multiply the initial path. This means you can pre-wire a facility for growth and easily add those devices to the path when needed.

The most pertinent components for expansion are always related to patching and routing. A router must have the flexibility, overhead and real estate to integrate the equipment necessary for expansion. That makes the planning of rack space very important. In a streaming facility destined for growth, it's absolutely vital to leave a sizeable amount of empty rack space to accommodate expansion in a hurry.

Broadcast facilities, historically, aren't blessed with a tremendous amount of real estate, which makes growth more difficult. In addition, they have much larger operating systems. In Webcasting, everything is controlled from a PC, so moving dedicated control panels and monitoring devices around is not an issue. Expansion needs to be simpler in Webcasting because of the potential for explosive growth. Webcasting technology has proved to be a positive for the broadcast industry in terms of growth because manufacturers continue to develop better and more efficient control systems. ■

Mark Siegel is vice president of business development of DST.

CAM-1

CAM-2


CAM-3

CAM-4



PROGRAM

SAT6



AIR

Strike one, you're out.

A single bolt of lightning can throw you off the air for hours — even days.

Even if your grounding exceeds minimum requirements, you could be in for some major league problems. One New England TV station lost \$140,000 in equipment costs, plus untold amounts in revenue, from lightning damage. A midwestern FM station was tossed off the air for several weeks, costing them thousands of dollars. And lightning doesn't affect just commercial stations. Virtually every transmission tower — whether for police and fire stations, 911 call centers or telecommunications — is at risk.

The only way to play it safe is to upgrade

your grounding system to 1-5 ohm resistance, as recommended by IEEE. At a fraction of what it would cost to repair and replace damaged equipment, you can get a correctly sized, properly installed copper-based grounding system. It's what these two stations did. And lightning hasn't been a problem since.

Learn how to protect your station from striking out — get our Power Quality CD-ROM and case histories today. Call CDA at **888-480-4276**. Or visit us at <http://powerquality.copper.org>.



Copper Development Association Inc.

250 Madison Avenue • New York, NY 10016

Circle (114) on Free Info Card

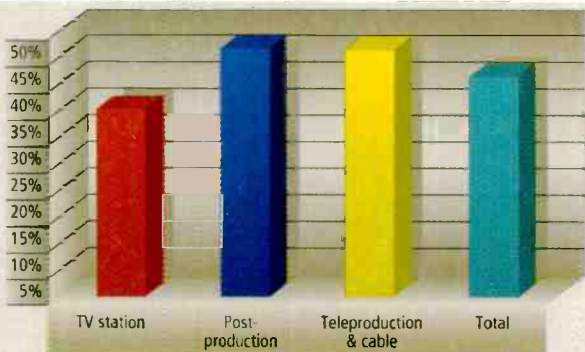
By the Numbers

BY BRAD DICK, EDITORIAL DIRECTOR

In the last part of our series on the industry's building plans, we focus on streaming technology. Certainly this was the hottest issue a year ago. Since that time, reality has taken hold and the hot Internet stocks, companies and issues have taken a decidedly downturn. Even so, what we're seeing in the broadcast industry is a continuing interest in this arena.

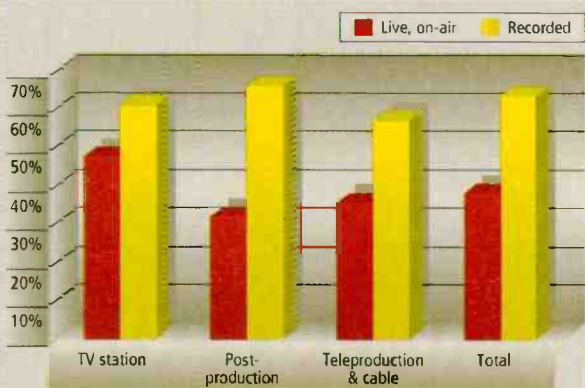
Does your station stream audio/video?

Surprisingly, TV stations were the lowest of the three response categories in streaming. Only one-third of all TV stations are streaming audio/video to the Web. That doesn't mean they don't have a Web presence, just that they may not provide real-time or stored content for playout. Many TV stations have static Web sites, those without streaming capability. About the same higher percentage of both teleproduction/cable and post-production facilities use their Web sites to highlight the content they develop. Hence, they have content they want to show off. Broadcasters are behind the curve.



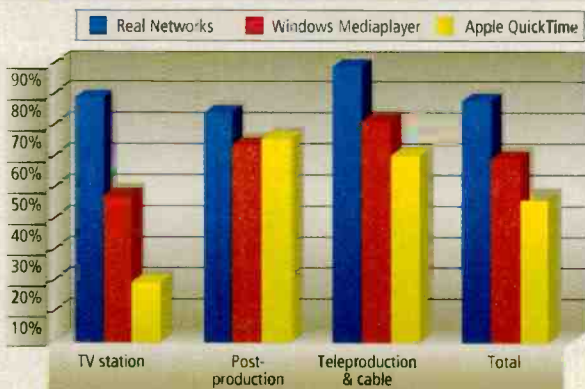
Is your stream live or recorded?

Not surprisingly, TV stations have the highest percentage of live streaming content. Only about one-third of production facilities and cable provide live material. Overall, just under two-thirds of the facilities that responded to the survey provide recorded or locally-produced content.



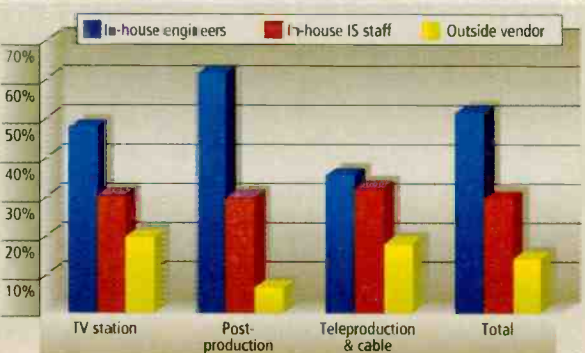
The battle over formats

It's a three-way race when it comes to media players. Real Networks is on top with almost 80 percent penetration. Windows Mediaplayer is second. Third is Apple QuickTime. Note that for the cable and production sites, three times as many use QuickTime as do broadcasters. That may have to do with the use of Macs as content generation devices at these facilities.



Who's responsible for fixing it?

Overall, half of the installations rely on the in-house engineering team to maintain the Internet technology. A surprising 62 percent of the production facilities rely on in-house engineers. Only a third of the cable and teleproduction facilities rely on in-house engineering staff. Overall, about one-fifth of the facilities use an outside vendor for Internet maintenance.



LIKE
STRAVINSKY, WRAPPED IN
14-GAUGE STEEL.



Composing a next-generation media network requires a virtuoso performance. Concerto™ deftly orchestrates analog video and audio, HD, SD, AES/EBU, and data signals—*all in the same frame*. With built-in audio A-to-D and D-to-A conversion, you can eliminate costly converters. Equally impressive is Concerto's unique linear expansion capability, which lets you grow from a 32 x 32 matrix to a full 128 x 128 by adding only three boards.

Learn how to orchestrate all your signals with Concerto. Visit our Web site today.

www.grassvalleygroup.com/ad/routers **MEDIA WITHOUT BOUNDS™ SOLUTIONS**

Maximize product performance through Training, <http://www.gvgtraining.com>.



Transition to Digital

Audio sampling

BY MICHAEL ROBIN

For the most part, the mechanisms of the natural world around us, including sound, operate in the analog domain. And so the transducers used to convert sound into electrical signals (microphones) and vice-versa (loudspeakers) are analog as well. A microphone produces an electrical signal with an infinite number of amplitudes which can be amplified to a suitable level for further processing such as mixing, recording, transmission and reproduction. The chain of devices that amplify, process and carry the electrical signal from the source (the microphone) to the destination (the loudspeaker) – and the wires that connect them – can be thought of as a medium. Unfortunately, the devices in this medium introduce inherent, undesirable impairments (linear distortions, nonlinear distortions and noise) that degrade the quality of the signal. The impairments contributed by each device are additive – that is, they accumulate.

Thus, the number and individual performance of the devices in the medium determine its overall performance. This puts a limit on the number of devices through which an analog audio signal

no effect on the information the digital signal carries as long as the device receiving the signal determines that the binary signal levels are within the threshold values for the “zero” and

The impairments contributed by each device in a medium are additive.

can pass before the impairments become unacceptable.

However, it is possible to eliminate many analog signal-handling difficulties by digitizing the electrical signal before sending it through the medium. Digital audio systems convert the original analog signal to a binary digital signal which has two well-defined states: zero and one. Undesirable electrical impairments affect the digital signal just as they affect the analog signal, but they have

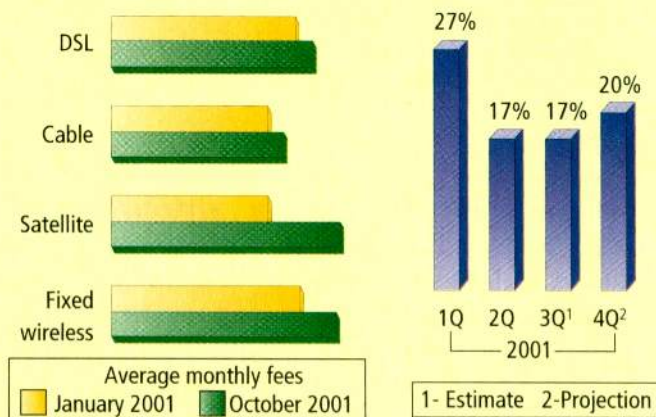
“one” states. Such systems restrict message distortion to the analog-to-digital (A/D) and digital-to-analog (D/A) conversion processes, thereby improving the transparency of the medium. The medium remains transparent as long as it maintains a certain level of signal-to-noise ratio (SNR), beyond which the “cliff effect” occurs and the transmission shuts off. This article examines some of the basic audio analog-to-digital conversion concepts, emphasizing the sampling process.

FRAME GRAB

A look at tomorrow's technology

Cost of broadband increasing

Higher prices slow growth



SOURCE: ARS, Jupiter Media Metrix
www.ars-group.com, www.jmm.com

Sampling considerations

Sampling is the first step towards digitizing audio signals. It consists of measuring the amplitude of the analog audio waveform at periodic intervals, T. The main concern is to represent the original analog values with adequate precision. The measurement accuracy depends on the frequency at which the audio signal is measured, or sampled. Here's where Nyquist and Shannon have their say. The sampling frequency must be at least twice (preferably more than twice) the highest audio frequency being sampled.

The sampling process consists of multiplying the analog audio signal with a stream of repetitive pulses – a pulse amplitude modulation (PAM)

TAKE THE MAXELL CHALLENGE

SEE WHY NO RECORDABLE MEDIA OUTPERFORMS MAXELL



BILL THOMPSON
Crawford Communications, Inc.



MARK SMIRNOFF
Modern VideoFilm



STEVE WILD
Grace & Wild, Inc.



RANDALL PARIS DARK
HD Vision

Join industry leaders such as Bill Thompson of Crawford Communications, Inc., Mark Smirnov of Modern Videofilm, Steve Wild of Grace & Wild, Inc., and Randall Dark of HD Vision. Find out for yourself what they already know – that no other recordable media outperforms Maxell.

When it comes to outstanding quality, reliability and customer service, Maxell is at the forefront of the industry. No other tape has a better signal-to-noise ratio, better picture clarity & longer life.

We guarantee it.



maxell

PROFESSIONAL

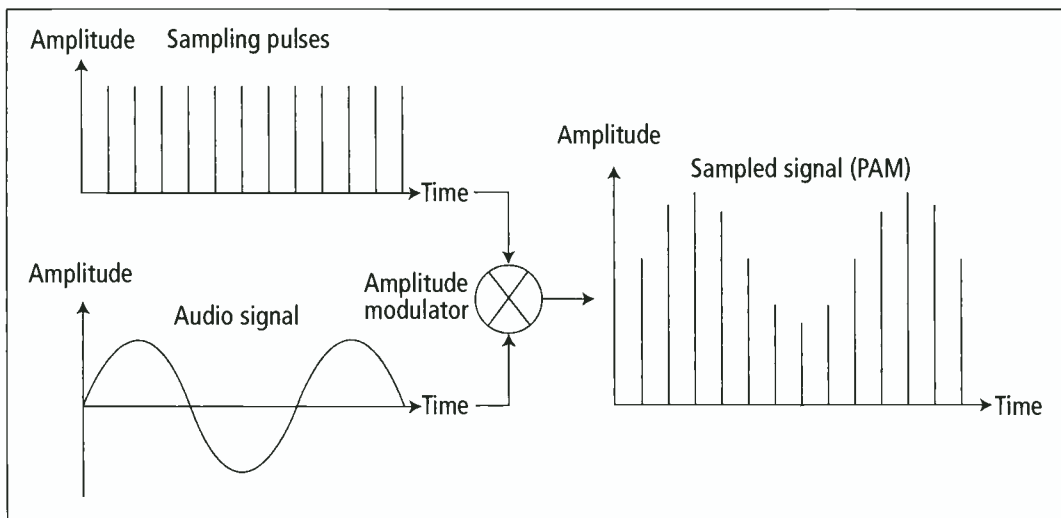


Figure 1. The sampling process results in a pulse amplitude modulation

process. Figure 1 represents this process in the time domain and Figure 2 represents it in the frequency domain. In this idealized case, the sampling frequency ($F_s = 1/T$) is considerably higher than the sampled frequency and the sampling pulse duration is

work, it was necessary that there be a relationship between European 625/50 scanning frequencies, North American 525/59.94 scanning frequencies and the speed of the rotating record head. The adopted 44.1 kHz audio sampling frequency met this requirement so long as

With higher-level signals, the quantizing errors are uncorrelated with the signal and perceived as random noise.

close to zero.

Telephone audio signals with a maximum frequency of about 3.4 kHz are sampled at 8 kHz. Some early British approaches to carry digitized television audio on the tip of the horizontal sync pulses used a sampling frequency of 32 kHz with a maximum audio baseband of 15 kHz.

For historical reasons, CD recordings use a sampling frequency of 44.1 kHz. In the early 1980s, when CDs made their appearance on the market, the U-MATIC videotape format was adapted to record digital audio. A special adapter processed the digitized audio into a 3 MHz bandwidth analog video signal, which could be recorded on U-MATIC tape. For the process to

the North American playback VCR ran at 525/60 instead of 525/59.94. Sampling 20 kHz bandwidth audio signals at 44.1 kHz yielded a small frequency gap that permitted the use of a reasonably priced and reasonably performing anti-aliasing filter. Even so,

in addition, in a television studio, the audio sampling frequencies have to be coherent (derived from the same master clock) with the video sampling frequencies.

Quantizing considerations

The next step in analog-to-digital conversion is quantization. In this process, the samples are assigned a binary number approximating their sampled value. Quantizing divides up the sampled voltage range into $2^n - 1$ quantizing intervals, where "n" is the number of bits per sample (the sampling resolution). For example, an 8-bit system can identify 2^8 (256) discrete sampled signal values (255 quantizing intervals). The amplitude of such a signal can occupy the entire quantizing range. However, low-amplitude audio signals would be quantized with considerably fewer discrete levels, re-

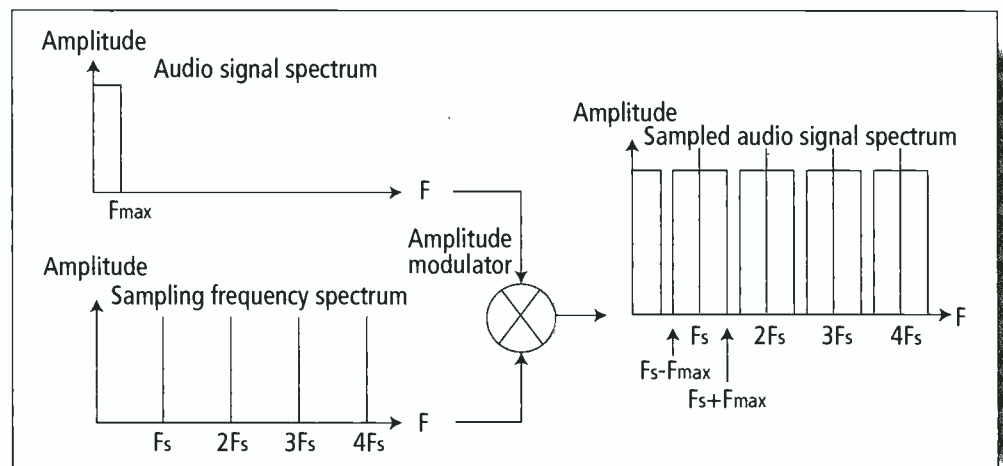


Figure 2. Modulation spectrum

WORLD CLASS PRODUCT, WORLDWIDE AUDIENCE.



Scott Jonas
The Ackerley Group
Jonas Jensen Studios,
Seattle

ALPHA 100

DIGITAL PRODUCTION CONSOLE

Worldwide users of the Alpha 100

- Designed specifically for live production and on-air operation
- Easy to learn, intuitive to use
- Excellent audio performance with high input headroom
- Very fast cold boot and re-set times
- Automatic redundant DSP, control and power supply systems
- Hot-swap cards throughout - ALL cards and panels are removable and insertable under power
- Embedded control system allows for power-up and operation without PC
- Uninterrupted audio in the event of control system re-set
- 20 Auxes, Direct Output / Mix-minus System, flexible insert allocation
- 8 Stereo or Mono Groups, 4 Main Outputs providing any combination of Surround, Stereo and Mono
- 48 Multitrack / I-Busses
- Powerful Input / Output Router

The Ackerley Group

NBC Network:

NBC Television Stations:

KNSD, San Diego

KXAS Dallas

WVJ Miami

NEP Inc

BBC Television

Channel 4 Television

Granade Television

SO Portugal

WDR



CALREC AUDIO LTD.
NUTCLOJCH MILL, HEBDEN BRIDGE,
WEST YORKSHIRE HX7 8EZ UK
TEL: +44 (0) 1422 842159
FAX: +44 (0) 1422 845244
EMAIL: enquiries@calrec.com
WEB: www.calrec.com

STUDIO CONSULTANTS (NEW YORK)
TEL: (212) 586 7376
FAX: (212) 582 2109
EMAIL: saidoug@ad.com

REDWOOD (LA & NASHVILLE)
TEL: (615) 871 3054
FAX: (615) 872 7060
EMAIL: redwood@sdh.net

Circle (117) or Free Info Card

Breathtaking!
40 channels SDI or HD on
one Single Mode fiber



Photo: Chusmo

Flashlink®

BROADCAST FIBER SOLUTIONS
The world's most modern
and comprehensive range of
converters and optronics.

Call 1-866-928-4433

E-mail: ussales@network-electronics.com
www.network-electronics.com

Circle (148) on Free Info Card

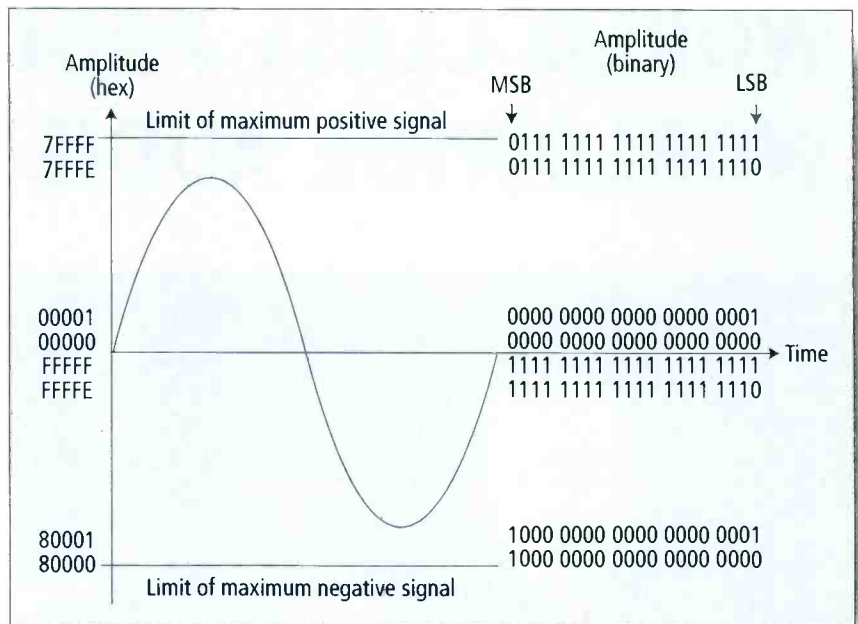


Figure 3. Twenty-bit example of two's-complement binary coding

sulting in significant quantizing errors. These quantizing errors are correlated with the signal and perceived as distortion. With higher-level signals, the quantizing errors are uncorrelated with the signal and perceived as random noise. One can reduce quantizing errors by increasing the number of bits per sample, increasing the sampling frequency (oversampling), or both. Early digital audio equipment (e.g., CD technology) uses 16 bits (65,535 quantizing intervals). Current high-quality studio equipment uses 20 bits (1,048,575 quantizing intervals) or 24 bits (16,777,215 quantizing intervals) per sample. The formula expressing the SNR of a digital audio system is $SNR (dB) = 6.02n + 1.76 + 10 \log_{10}(F_s / 2F_{max})$, where n is the number of bits per sample, F_s the sampling frequency in Hz and F_{max} the maximum base-band frequency in Hz.

An audio signal is bipolar, which means that it deviates above and below a "midway level" of 0 V. The signal's amplitude indicates by how much the positive and negative excursions deviate from the midrange value, and a digital representation of the signal must take this into consideration. One method, called offset binary, shifts the range of the converter such that the positive and negative voltages of an audio signal are represented by binary numbers that are only positive. A similar approach

is used in component digital video, where the bipolar B-Y and R-Y analog color-difference signals are shifted up by 350 mV. The offset binary approach creates difficulties in some digital audio processes, such as mixing, because it can lead to an overflow, which is unacceptable. An alternate approach, called the "two's complement," allows for negative values. Figure 3 shows a 20-bit example of two's-complement binary coding. Here, zero starts at midrange and the maximum positive signal value is 7FFFF(HEX). The maximum negative value is 80000(HEX). The most significant bit (MSB) indicates the sign, "one" for negative and "zero" for positive. ■

Michael Robin, former engineer with the Canadian Broadcasting Corp.'s engineering headquarters, is an independent broadcast consultant located in Montreal, Canada. He is co-author of Digital Television Fundamentals, published by McGraw-Hill.

THE SECOND EDITION
DESIGN AND INSTALLATION OF VIDEO AND AUDIO SYSTEMS
SECOND EDITION
MICHAEL ROBIN and MICHAEL ADLER

The Second Edition of Michael Robin's book may be ordered directly from the publisher by calling 800-262-4729. It is also available from several booksellers.

SEND Send questions and comments to:
michael_robin@intertec.com

RossGear

Terminal Equipment

so innovative,
so revolutionary

... you just know
people are going to talk.



We needed to balance our needs for space, weight and versatility to cost economics - as most companies need to do. The Ross Video 8000 Series digital equipment fit the bill.

Specifications for weight, heat, and frame versatility were exceptional and met the needs of the small spaces usually encountered in the television truck domain.

The fast delivery of equipment enabled us to complete a digital conversion in ONE week.

Since the conversion, the performance of the units have lived up to the specifications and with very few problems. We have included RossGear Terminal Equipment in our next conversion plans as well as future expansion plans because of our first success.

Carl Roszczybiuk
Director of Engineering
Trio Video, Chicago, Illinois

By going with Ross, we were able to get more of what we needed at substantial cost savings.

The bottom line is, we never even know that RossGear is there. And that's the way it should be. It has been steady and reliable.

Bob Ancerson
Operation Manager
XETV-FOX 6, San Diego/California

New! Super-Co-o-ol Digital Frames

1RU Digital Product Frame
2RU Digital Product Frame
Universal Power Supply

The new Ross Digital Products Frames feature a unique ventilation design which allows fully stuffed frames to be stacked one on top of the other, saving unused rack space and providing superior cooling characteristics.



Durable Powder-Coat
Paint Finish




Switchers, Keyers,
& Terminal Gear

www.rossvideo.com

Tel: (613) 652-4886 Fax: (613) 652-4425

Optional
Fan Cooling Kit

Heavy-Duty
Frame Door
Hinges



Fiber optics for broadcast

BY BRAD GILMER

The implementation of fiber optics is a dark art. At least, that's the way it seemed a few years ago. Making a good fiber connector involved epoxy, heaters for curing, microscopes and not an inconsiderable amount of magic incantations.

Fortunately, new connectors have been developed, installation methods have been simplified and, overall, it is a much simpler world.

Building your first fiber network, whether for broadcast or computer applications, can be a bit daunting. But following a few simple guidelines can help transform the task into an enjoyable learning experience.

If you are a product engineer, there are a number of choices you need to make regarding fiber diameter, mode, laser and so on. The standard for several years has been 62.5 micron

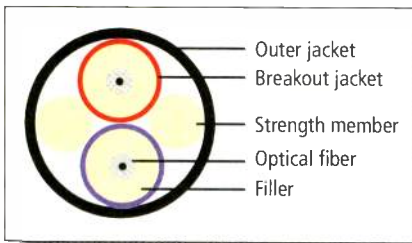


Figure 1. Belden multi-fiber, indoor-use cable

cable used at 850 nm. New developments are pushing the core diameter down to 50 micron for single-mode fiber, and pushing the wavelength up to 1550 nm. These changes allow a designer to get longer lengths and

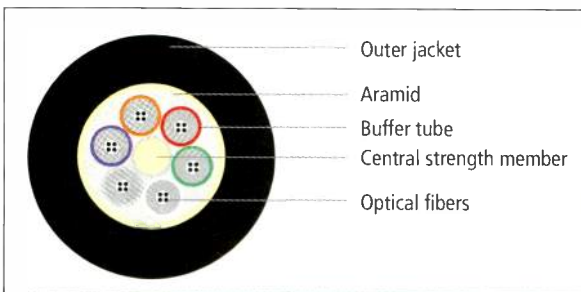


Figure 2. Belden multi-fiber, outdoor-use cable

more data down a given fiber path.

There are major differences between multi-fiber cable optimized for outdoor use and cable designed for indoor distribution.

A single-fiber cable suitable for in-

doors, a transition of some sort is required. This involves breaking out the individual fiber strands from the loose buffer tube and connecting them to a panel. The other side of the panel is connected using indoor cable.

Usually when going from outdoors to

Fiber has a big advantage over wire in areas of high electromagnetic interference, impulse noise and lightning.

door use contains a single fiber strand with a tight buffer surrounding it. The result is a robust cable that can be terminated directly without any special considerations. A broadcaster may choose to employ this cable as a jumper between a desktop graphics system and a wall plate. These cables can also be obtained in "Siamese" zip-cord pairs.

Figure 1 illustrates a multi-fiber, indoor-use cable. This design contains two or more tight buffer cables surrounded by a common outer jacket. An important difference between this cable and a cable intended for outdoor use is that the outer jacket can be stripped away to reveal two fiber cables that are ready to be terminated.

Figure 2 shows the cross section of a cable designed for outdoor use. There are several significant differences between this cable and the one shown in Figure 1. First, the outdoor cable contains a number of fibers separated by a loose buffer tube. This tube slides over the fibers, lubricated by a gel. Several fibers are contained in each buffer tube. Second, the individual fiber strands are not surrounded by a protective jacket. This saves space in the cable, but requires a breakout kit to terminate the cable. Third,

indoors, a transition of some sort is required. This involves breaking out the individual fiber strands from the loose buffer tube and connecting them to a panel. The other side of the panel is connected using indoor cable. Figure 3 shows a typical breakout kit. The kit converts the loose-buffer-tube, multi-fiber cable to a number of tight-buffer-tube, single-fiber cables that can be terminated with the appropriate connector. The tight-buffer cables are much more rugged and will withstand the environment of a broadcast facility much better than the individual strands of a loose-tube cable.

indoors, a transition of some sort is required. This involves breaking out the individual fiber strands from the loose buffer tube and connecting them to a panel. The other side of the panel is connected using indoor cable.

Figure 3 shows a typical breakout kit. The kit converts the loose-buffer-tube, multi-fiber cable to a number of tight-buffer-tube, single-fiber cables that can be terminated with the appropriate connector. The tight-buffer cables are much more rugged and will withstand the environment of a broadcast facility much better than the individual strands of a loose-tube cable.

If you are concerned about terminating fiber cables yourself, don't worry. It's much easier than it used to be. Companies such as 3M, Siecor and others now make crimp connectors and splices for fiber that allow you to terminate fiber easily and inexpensively. If you were not all that great at making splices in the past, you can probably do better with these. Signal loss ranges from .5 dB to 1 dB per connector. A connector kit costs about \$350, and connectors are about \$6 each.

Gone are the days of the old bi-conic fiber connectors, when alignment was a real problem. The new FC connectors always mate correctly with very little effort. With a little practice, you should be able to terminate a fiber in under a minute.

Keep it Real.



realtime CG

realtime 3D effects

realtime animations

Real Impact

Want a graphics tool that finally lets you create television graphics that make a real impact? **Inscriber CG•FX** integrates a broadcast quality CG, realtime motion effects, alpha-aware logo creation, an event sequencer and a timesaving template utility. Add amazing realtime 3D effects, including twists, curls and shatters, and whether your style is sophisticated and understated or bold and ultra-hip, **CG•FX** delivers. Realtime. Real Impact. Express yourself with **Inscriber CG•FX**.

For more information visit - www.inscriber.com



Circle (120) on Free Info Card


inscriber
TECHNOLOGY

International Headquarters/North & South American Sales—26 Peppier Street, Waterloo, Ontario, Canada N2J 3C4 Toll-free: +1.800.363.3400 Tel: +1.519.570.9111 Fax: +1.519.570.9140 European Sales—Zijdsstraat 72, 1431 EE Aalsmeer, The Netherlands Tel: +31.297.380930 Fax: +31.297.380939 Asia-Pacific Sales—Level 9 AIG Building 1-1-3 Marunouchi, Chiyoda-ku, Tokyo 100-0005, Japan Tel: +81.3.5288.5237 Fax: +81.3.5288.5111 TMInscriber is a registered trademark and CG•FX is a trademark of Inscribe Technology Corporation. Other product names mentioned may be registered trademarks or trademarks of their respective companies. Specifications subject to change without notice.

You should also be aware that there are hybrid fiber connectors for outdoor use that allow the broadcaster to run both fiber and conventional wire cable in a single cable. There is also a four-fiber connector made specifically for broadcast applications.

If you have ever taken a tour of a large fiber installation, probably one of the first things you noticed was the large number of ducts running all over the building. Fiber-optic ducts are specially designed to carry fiber-optic cables and protect them from damage. They have

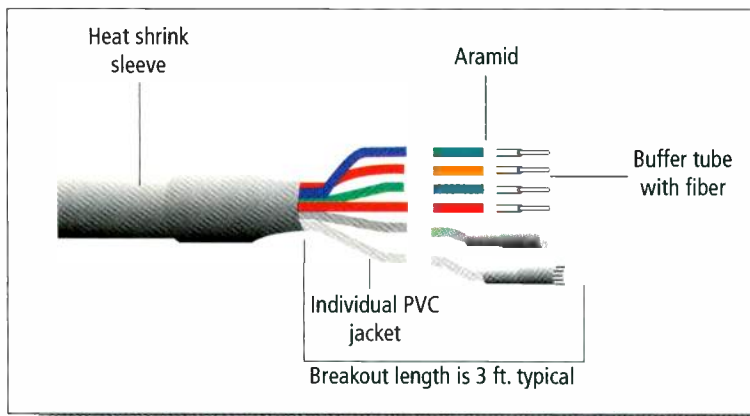


Figure 3. Fiber-optic breakout kit

used to be, but it is difficult to protect a fiber cable in an office environment. Third, fiber terminations are sensitive to dirt. If you leave a fiber termination uncovered, and reconnect the cables before you clean both surfaces, you may end up with a connection that is noisy at best. Fourth, gigabit Ethernet is now a commodity item, and multi-

gigabit, wire-based technology is on the horizon.

However, fiber has a big advantage over wire in areas of high electromagnetic interference, impulse noise and lightning. If you continually have a problem with lightning destroying the NIC card at the end of a long run of 10BaseT cable, you might try switching to fiber. Another advantage is distance. Single-mode fiber can be used in runs up to 100 kilometers, where 10BaseT and 100BaseT are limited to 100 meters. ■

Brad Gilmer is executive director of the AAF Association and president of Gilmer & Associates, a broadcast consulting firm.

Fiber-optic guidelines

- Use the right cable to prevent maintenance headaches down the road.
- Use breakout kits and termination panels to avoid cable damage and downtime.
- Keep the installation clean to ensure a clear connection.
- Avoid unnecessary transitions to prevent loss in connectors.
- Run more fiber than you need to avoid additional installation costs later on.
- Run multiple fiber types to allow flexibility.
- Talk to the manufacturer to learn more.

carefully designed curves and openings that protect the cable from stress and excessive bending that could degrade the performance of the cable, or possibly break it. Your decision to use ducting will be based on the amount of fiber you are installing, and whether the fiber is concentrated in a central area. In any case, be sure your installation avoids bending the fibers beyond their rated radius. Even if you do not break the cable, you may increase losses significantly if you exceed manufacturers' specifications. There is also a chance that you will experience catastrophic glass failure years later.

Fiber for office networks

What about fiber's place on the desktop in the television environment? It is true that fiber connectivity will give you the greatest potential for speed but, so far, it is primarily used behind the scenes. Here's why. First, it costs about \$200 per line for fiber line, terminations, wall plates and jumpers. Second, fiber media can be damaged easily. The cables are better than they

IN ADDITION

Visit our Web site, www.broadcastengineering.com for more discussion of fiber optics for broadcast.

SEND Send questions and comments to: brad_gilmer@intertec.com

MATCH IT! IF YOU CAN

Audio Level and Impedance Interface

- Top Quality Specifications
- Bi-Directional Interface
- Front Panel Gain Adjustments and Power Indicator
- Rugged, All Metal Enclosure
- Single or Dual Rackmount
- Internal Power Supply
- 3 Year Warranty




ES-244

\$185



142 SIERRA ST., EL SEGUNDO, CA 90245 • (310)322-2136 • FAX (310)322-8127 • www.ESE-WEB.com

Circle (121) on Free Info Card



The Golden Rule of Mission Critical Automation:

Really Close *will never be* Real Time

When your revenue stream depends on split second accuracy you can't afford to wait for anything—even a computer.

Some off-the-shelf operating systems decide for themselves which commands to process in which order. That's not always a good idea when you need to execute an on-air playout event right now.

At Thomson, we've been building high performance automation systems for over 20 years, using reliable deterministic

real time operating systems—not a general purpose OS. That means your playout commands are always the highest priority, making sure you never miss a deadline.

For instance, our MC-3000 automation system is capable of controlling more than 24 simultaneous on-air channels with over 600 play lists each and 9,000 events per list. Every event happening exactly when it's supposed to.

Thomson automation systems. Real time. All the time.

THOMSON MULTI
MEDIA

Circle (122) on Free Info Card

Thomson multimedia Broadcast & Network Solutions 2255 N. Ontario Street, Suite 150, Burbank, CA 91504
Tel: 1-800-962-4287 www.thomsonbroadcast.com e-mail: broadcast-info@thmulti.com



Eye candy for your senses

BY STEVEN M. BLUMENFELD

Since this is the last streaming column of the year – just in time for the holiday season – I’ve broken out my wish list. Now this is not your ordinary list, not the list of goodies I am going to give to my wife and kids. No, this is the list of things I really want – things that will make my many hours on the network magical again.

With all the gazillion Web sites out there, how do you make yours stand out? What will be special about your Web environment that attracts users and potential customers to your locale? To find the answer, look to high-end retail marketing. Create an environment. Create a place that represents your company, your content and, most importantly, your customers.

From a technology standpoint, you need to bring to bear a lot of resources. First, decide what type of environment you need. Is it a straight text-based site (informative but not very appealing), or is it a 3D immersive site (very engaging but can limit access because of the high-bandwidth bells and whistles)?

For my wish list, I lean heavily on the bells and whistles. An immersive site on my list will undoubtedly incorporate

the latest in interactive 3D graphics. Macromedia’s Flash would be my choice for building this “world.” I would possibly go as far as using QuickTime VR to build 360-degree images that my customers could navigate.

A site on my list would also have to

other video makes your site more interesting, and might even give some of your users their first taste of interactive TV.

Have you thought about interactive menus? They may not be as fancy as video or audio but, when it comes to attracting attention, interactive menus

When it comes to attracting attention, interactive menus really make people stop and investigate your site.

incorporate video/audio streaming technology – a system that can display dynamic streams specifically tailored to each user’s display platform with personalized information.

OK, so this is just a wish. I have seen a few sites that incorporate some of these technologies, but putting it all together and offering it to users is another thing. For now, let’s talk about what is possible. Certainly, pretty pictures make your site look better. A lot of sites use frivolous graphics for backgrounds that may add color and imagery but add nothing to functionality. Adding QuickTime or

really make people stop and investigate your site. An excellent example can be seen at the Whitney Museum’s bitstream exhibit (www.whitney.org/bitstreams). Other favorites of mine have to be the soft drink sites. 7 UP’s site (www.7up.com) is very well done with interesting mouse overs. The holiday theme on the Coca Cola site (www.coke.com) is a nice touch. The menu items have a distinct sound, and you can actually make music by running your pointer over the ornaments. My new favorite is actually Pink Floyd’s site called Echoes (www.pinkfloyd.co.uk). Its content is interesting, its use of Flash is innovative, and it rewards viewers with easy-to-understand navigation.

Macromedia Flash is the perfect tool to create such Web sites. Flash uses the power of vector graphics to animate Web sites. Flash, if used properly, can grab the attention of Web users, most of whom are used to static, boring Web content. Another benefit of Flash is that, typically, users spend more time at Flash-enhanced Web pages than regular old HTML sites. Uniqueness is a great attribute of Flash. The ability to have transitions and sound has an incredible effect on Web users who, naturally, make judgments about your company from the look and feel of the Web site.

Flash is the key to designing and delivering low-bandwidth animations,



Soft drink companies are often especially adept at using graphic elements and Flash to create an environment, as demonstrated by the holiday theme of the Coca-Cola site (shown above). Photo courtesy Coca-Cola.

ABC NEWS PRODUCTIONS
ABC NIGHTLINE
ALTER 5
AT&T MEDIA SERVICES
AUSTRALIA BROADCASTING COMPANY
BBC TELEVISION
BRITISH SKY BROADCASTING
CABLEVISION SYSTEMS GROUP
CANAL NEWS
CBC
CBS 60 MINUTES
CBS NEWS
CHINA CENTRAL TELEVISION
CHICAGO TRIBUNE COMPANY
CNN
COX COMMUNICATIONS
DEUTSCHE WELLE
ESPN
FOX SPORTS
FRANCE 2
GANNETT
GRANADA TELEVISION
KABC
KAMR
KATV
KFOX
KLST
KMEX
KMGH
KPIX
KRON
KSDK
KTVT
KUSA
KXAN
M6
NBC NEWS
NBC DATELINE
NHK
NOB
NRK
ORF
RAI
RTC
RTE
RTL
SVERIGES TELEVISION
TELEMUNDO
TELEWIZJA POLSAT
TPC PRODUCTION CENTER
TV2 NORWAY
TV3 IRELAND
TVN
UNIVISION COMMUNICATIONS
USA TODAY
WBAL
WBZ
WCAU
WCBS
WFLA
WFMY
WHDH
WJZ
WKYC
WLS
WTSP
WTTG
WTTW
WTVT
WUSA
XETV
ZDF

SPEED.
RELIABILITY.
THE RIGHT
INFRASTRUCTURE.
FROM A TO Z.
THEY GOT IT.
OTHERS GOT IT.
YOU CAN TOO.

800. 949. AVID • www.avid.com

make manage move | media™ **Avid.**
Circle (123) on Free Info Card

presentations and Web sites. It offers scripting capabilities and server-side connectivity for creating engaging applications, Web interfaces and training courses.

Unfortunately, the Flash interface is not the friendliest. Unlike the venerable HTML form commands such as pull-down menus, radio buttons and check boxes, Flash makes you create your own. Then you have to figure out how to communicate with them through variables. The upside is that you can be creative and make actions

look and feel like anything you want. Making communications work between Flash files and CGI scripts is

or interact with other programming. This involves writing action scripts to dynamically read in multiple variable

Flash, if used properly, can grab the attention of Web users, most of whom are used to static, boring Web content.

important to any interactive site. Without CGI interactions, users couldn't search databases, receive external data

names, then "write" the action movies to your current movie based on the variables returned from your CGI script.

Variables within your "movie" will have an action that will be sent to your script using either the GET or POST feature. Variables from your script can be sent back to the Flash movie. Problems arise quickly when you have multiple action buttons, each in the same movie, each posting to the same CGI script. Flash doesn't know which one required the response and which ones didn't, so it posts all variables in that movie clip to the script. To fix this, each action must be put in a new movie clip. Each movie clip should contain its own URL to interact with your CGI and must be put in the main movie. This allows each action to post only its variable to a script of your choice. It also allows multiple actions displayed at the same time to post their contents to different scripts.

Performing simple data transfer to a CGI script is not obvious. The action commands are not as easy to use as the "FORM" HTML tags. Regardless, since Flash offers unique effects, Web designers are advised to work around any problems because the results are worth it.

There are many sites that show off the power of interactivity on the Web, incorporating streaming video, images and sounds, graphics and animations. Interestingly enough, my fantasy sites are starting to appear in various configurations across the Net. As Web site designers combine these technologies into a single site, watch out as new opportunities open up and the sites start attracting a different kind of customer. ■

Steven M. Blumenfeld is currently the vice president of advanced services for America Online.

BUILT FOR HDTV

FROM THE INSIDE OUT

Stepped crimp sleeve grips the outer jacket which increases connector-to-cable reliability.

Exterior ferrule surface provides superior cable retention without braid breakage.

Generous capture cone design ensures easy insertion of center conductor.

Spring-loaded coupling ring using a beryllium copper crescent washer assures positive electrical mating over time.

Unique black nickel finish adds endurance and reliability.

Fully enclosed metal outer conductor. This feature is an integral part of a rugged construction, important for handling the stress of cable weight over time.

Tapered ferrule facilitates connector insertion under braid.

.300" ferrule improves connector-to-cable tensile strength.

Unique plating flow hole ensures uniform interior plating.

Gold flash palladium Ni plated spring fingers for high mating cycle repeatability and improved high frequency conductivity.

Captive center contact provides positive tactile feedback for error-free assembly. Also prevents movement when cable is flexed.

Unique locking design for high contact retention.

50 millionths gold plating improves durability of electrical contact over thousands of cycles and exceptional conductivity.

Machined PTFE insulator for superior RF electrical performance.

17 reasons why the UPL2000 is the right choice

Don't be fooled into believing that yesterday's BNC connectors are up to the demands of today's killer application. Because signal clarity is so essential to successful digital broadcasting, you need the high frequency, impedance-matched performance of the UPL2000 from Trompeter. It's the only BNC specifically designed for high bit-rate digital video signal transmission and offers significant performance advantages over standard BNCs (>8db return loss improvement @1.485 Gbps). Don't compromise your signal with yesterday's connectors - select the UPL2000.


HDTV Transmission line product solutions



www.trompeter.com or Call 800 982-2629

Circle (124) on Free Info Card

40X IMAGE STABILIZER HD/SD



- ▶ THE LONGEST ENG/EFP STABILIZED LENS
- ▶ IDEAL FOR NEWS, SPORTS, DOCUMENTARIES
- ▶ EFFECTIVE IN LONG RANGE SURVEILLANCE

GET EVEN CLOSER TO A CHARGING EAGLE, WITHOUT SHAKING.

Unless you're visiting the zoo, few people like to get this close to an eagle. Now, with Canon's breakthrough 40X lens with built-in image stabilization for HD/SD cameras you can get up close on a charging eagle from a safe distance delivering a rock solid, stable image even at the telephoto focal length.

Canon's HJ40X10B IASD-V and HJ40X14B IASD-V Tele version are the longest portable lenses ever with built-in



HJ40X10B IASD-V

HJ40X14B IASD-V (TELE)

HDxs

image stabilization, utilizing the same technology (Shift-IS), made famous by our 86X long lens.

These HDxs lenses let you push the envelope on the long end, and deliver incredibly detailed stable images.

Want to know more? Call today for a free brochure that explains the benefits of Canon's unique image stabilization technology. With Canon's 40X portable, shake-free shooting is here for the long run.



For more info: Call 1-800-321-HDTV

(In Canada: 905-795-2012)

<http://www.canonbroadcast.com>

Maximize Your Camera's Performance.

Canon KNOW HOW™

Canon and Canon Know How are trademarks of Canon Inc. ©2001 Canon USA, Inc.

Circle (125) on Free Info Card

THIRTEEN/ WNET's *new*

5.1 AUDIO SUITES



Two Genelec 1037 surround speakers rise out of wings attached to either side of the producer's desk, in order to preserve both the integrity of the studio's sweet spot and the traditional position of the producer's desk. Photos courtesy Walters-Storyk Design Group. Photos by Robert Wolsch.

BY DAN DALEY

An example of what public broadcasting's relationship with the rest of the entertainment universe might be in the future can be found at Thirteen/WNET, the PBS flagship station in New York City. The station generates an estimated 35 percent of PBS's content in the United States, including "Great Performances," "Nature," "American Masters" and the arts show "EGG."

Over the summer, the first of two new digital audio recording, editing

and mixing suites opened at WNET's Manhattan operations center, which occupies several floors of a 10-story West Side office building. The second was set to open by November. The suites were a joint venture between WNET and Cool Beans Digital, a commercial music production and post company headed by producer/composer/audio consultant Peter Fish and chief engineer John Arrias.

WNET provided the space and the capital to build two control rooms,

**Need NO compromise
Support for your application?**



Telecommunications






Broadcast

Internet

Industrial Equipment

Medical

- Intel® & Sun® systems
- Rack mount UPS systems
- ISO9001 World-wide
- 99.999% Availability
- Windows, Solaris & Linux clustering
- Full rack integration services
- OEM branding available

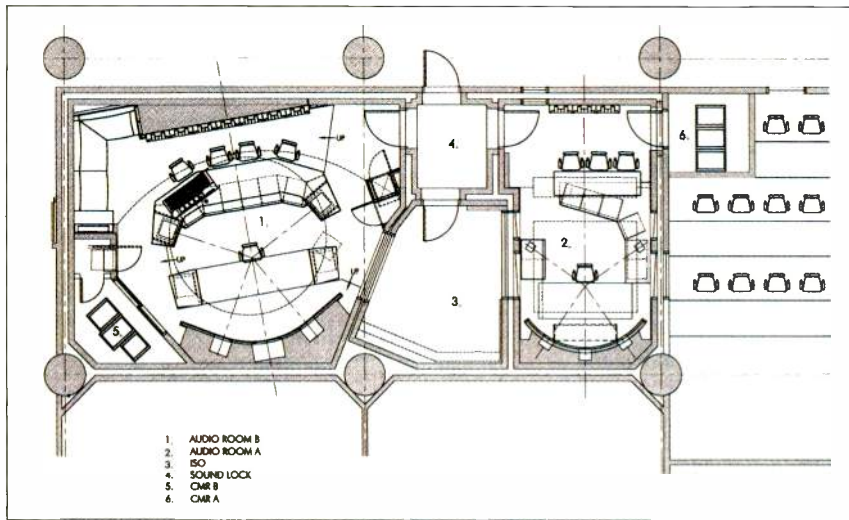


**Computing, Power and Innovation from one
source, with I-Bus/Phoenix...**

....it's in the box!

1-888-307-7892

www.ibus.com



The original audio control room and voice-over booth in WNET's facility became the first of the two new digital audio suites. WSDG side-loaded the new control rooms to increase the amount of space available.

equipped with a pair of Neve Libra digital consoles and fitted with Genelec speakers for 5.1 surround monitoring and mixing, as well as a comprehensive array of other digital and analog audio gear. CoolBeans contributed additional technology and its experience with the workings of the market, handling the bookings and scheduling and day-to-day operations of the new facility.

There was a precedent for this arrangement; seven years ago WNET established a similar joint venture on the video side with production/stage management company Chelsea TV and post-production outfit Betelgeuse.

In the instance of the new digital audio suites, the goals of the two companies were complementary. WNET needed better audio facilities and was tired of going out of house for certain services, and Cool Beans needed more space than the three studios they already had.

WNET's existing audio facilities at the Manhattan operations center were limited: an audio control room dedicated mainly to on-air work, and largely centered on the frequent live pledge drives common in public broadcasting. It was adjacent to a small voice-over iso booth and a video control room. But there was available space to be culled from these and other areas of the building to put in new digital audio facilities, particularly

after a high-definition video editing suite that had been set up in temporary quarters in that area moved into its newly completed space. The original audio control room and voice-over booth

WSDG faced the usual issues of designing technical operations in the vertical universe of Manhattan office buildings.

would become the first of the two new digital audio suites.

Walters-Storyk Design Group was chosen to design the new suites, based on a hierarchical agenda. WNET's needs, including on-air broadcasting for pledge drives and special events, mixing for the station's signature series, and digital multichannel surround audio mixing, were specified as primary, but Cool Beans' needs were also given high priority. These included the ability to quickly do audio scoring and post production for

the independent production company's specialties, such as commercial spots, theme music for programming such as "The CBS Evening News," "The Rosie O'Donnell Show," and promos for the Sci-Fi Channel and HBO. This joint venture allowed WNET to do high-quality original music and effects in-house, in a world-class digital audio 5.1 suite, and gave Cool Beans space to work.

Design considerations

WSDG faced the usual issues of designing technical operations in the vertical universe of Manhattan office buildings. The three existing rooms were not configured correctly for conversion into two control rooms and an iso booth. To make better use of the space and to keep the individual spaces connected, WSDG side-loaded the control rooms, which nearly doubled the amount of space available. They installed the Neve Libra console facing the wall on which a large plasma video monitor was to be hung, a

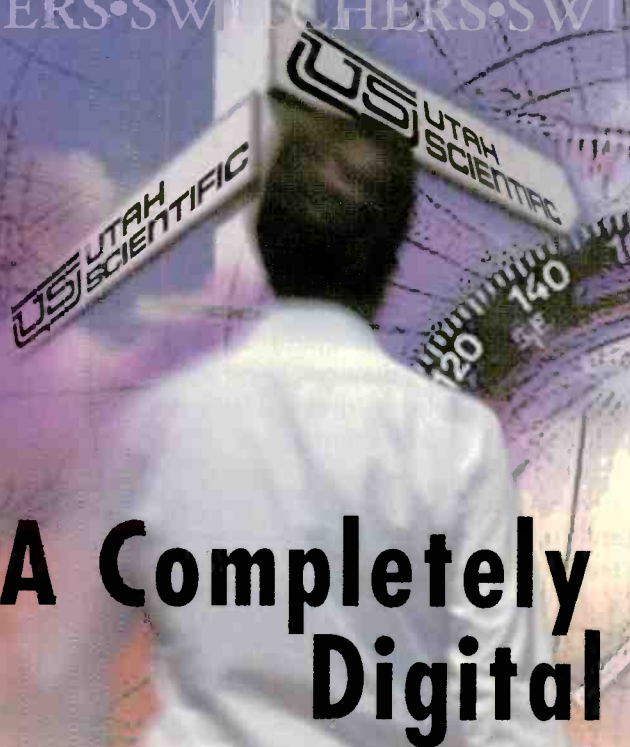
virtual window into the studio and anywhere else in WNET's studios that the tie-lined video lines were routed. The real window in each control room was placed to the left of the console and

faced out on a newly redesigned isolation booth, one that had cable and visual connection to both control rooms, as well as to a broadcast control room. The team wanted to make the plasma screen



Public station Thirteen/WNET and Cool Beans Digital, a commercial music production and post company, teamed to produce the 5.1 audio mixing suite shown above, which met the needs of both companies for better, larger audio facilities. Image by Alex Dixey.

CONTROL • MASTER CONTROL • MASTER CONTROL • MASTER
s • routers • routers • routers • routers • routers
IERS • SWITCHERS • SWI



A Completely New Direction in Digital Switching

With the new UTAH-400 High-Density Digital Routing Switcher we are taking the design of large routing switchers in a completely new direction. Just take a look at the features:

- **Reduced Rack Space Requirements** - a 160x160 Matrix in just 8 rack units, 320x320 in only 16 rack units, 640x640 in 48 rack units - The UTAH-400 lets you put more switcher in less space than any router in history.
- **SD/HD Compatibility** - Mix and match standard definition and high definition signals and change the mix as your needs evolve. The UTAH-400 provides complete insurance for HD compatibility.
- **Reduced Power Consumption** - The UTAH-400 uses up to 80% less power than competitive designs. In large systems, this can add up to real operational savings.
- **Full-time Monitoring of Input/Output Signals** - With the UTAH-400's unique signal monitoring features, your router can become the heart of a complete, automated management system for your signal paths.
- **Advanced Digital Audio Routing Capabilities** - The UTAH-400 digital audio matrix gives you complete flexibility in handling any digital audio format.

Utah Scientific has a full range of solutions to the most demanding requirements for audio and video routing and presentation systems. Let us help you find your way through the maze of options to the most cost-effective and future-proof digital signal management plan for your facility. Visit us at www.utahscientific.com or call (801) 575-8801 today for more information.



www.utahscientific.com

4750 Wiley Post Way, Suite 150, Salt Lake City, UT 84116 USA
Ph: 801.575.8801 • Fax: 801.537.3099 • Email: sales@utahscientific.com
Circle (127) on Free Info Card



Walters-Storky installed the Neve Libra console facing a large plasma video monitor and placed the real window in each control room to the left of the console, facing the newly redesigned isolation booth.

the focus of the room, since in television the focus should be on a screen.

The decision to side-load the rooms also made it easier to position the 5.1 surround speaker array. This allowed WSDG to stick to the EBU specification for monitor placement, one of the goals of the project. One challenge that presented itself was that one of the audio engineers wanted the speakers exactly 7.5 feet from his center monitoring position, with the widely implemented 30-degree arc from the

front array and 120 degrees for the surround speakers. However, the control rooms were intended for broadcast and post, and required a producer's position in the rear of the room. WSDG solved the issue by placing the two Genelec 1037 surround speakers — the front array was made up of a pair of Genelec 1038s, a Genelec 1038C center speaker and 1094 subwoofer — on motorized lifts that rise out of wings fitted to either side of the producer's

synthetic mask for the ducting. Rear-wall full-frequency diffusion is accomplished with RPG 734 diffusers. The geometry of the room handles the rest of the mid-frequency diffusion, since the room is wider than it is deep, and the walls angle outward from the front. This helps handle the bursts, so less absorption is required. Throughout the design and building process, the team kept track of the interconnectivity between spaces and equipment. The process was simplified

desk. This arrangement maintained the integrity of the sweet spot, but kept the producer's position in its traditional location.

Acoustically, Storky's mission was helped by the fact that the studio spaces were already atop a floated concrete slab floor, which was simply recut as needed to fit the new studio configuration. The noise generated by the air-conditioning system, which in the low-ceiling environment of an office building and with the control room's newly lowered noise floor would be that much more noticeable, was addressed with additional packing and an acoustical "cloud" hung in the control room to act as both a diffuser for A/V noise and an aes-

thetic mask for the ducting.

Throughout the design and building process, the team kept track of the interconnectivity between spaces and equipment. The process was simplified main technical operations center. WNET is now nicely positioned to handle 5.1 digital surround broadcasting in the future. But the real story remains the hybrid business model that was the genesis of the new studios. The rate structure is more complex than might be found in most broadcast operations — WNET sets its own rates for its internal clients, while Cool Beans independently negotiates its creative fees with both WNET and its other clients. The long-term benefit of the arrangement between WNET and Cool Beans is that it will keep the studios busy and allow for maximum return on their investment. Maybe in the long run, the arrangement will cut down on pledge drives and leave more time for Great Performances. ■

Dan Daley is a widely published journalist covering the pro audio industry.

The real story remains the hybrid business model that was the genesis of the new studios.

somewhat, because a Citibank IT operation originally used the floors WNET occupies, and the computer flooring left behind greatly facilitated wire runs. The studio's Digidesign Pro Tools system was put onto a network, allowing it to be used from either room and to access the facility's server-loaded sound effects libraries. Using hard disk media recording also allowed WNET to opt for mini-machine areas in each control room, with tie lines to the station's

main technical operations center.

Design team

Architecture and acoustic design:
Walters-Storky Design Group –
John Storky,
Beth Walters, Scott Yates
Electric and lighting design:
Robert Wolsch Designs
HVAC design: Marcy Ramos
Construction: Ernie Gabriele,
M&D Carpentry
Thirteen/WNET's vice president/
technology officer Ken Devine

Equipment list

RPG diffusers
TBC consoles
192-input Neve Libra digital
mixing console
ProTools 24-I/O AVXL
Genelec 1038 5.1 surround
monitoring system
Pioneer 50" HD plasma screen
ADC patchbays
Synclavier 24-output audio
workstation
Roland XV5080
Roland VP9000 Variphase digital
vocal processor
TC Electronic System 6000
Neumann, AKG, Audio-Technica,
Electrovoice, Shure microphones
Dolby E encoder/decoder
Grass Valley Series 7000 router

Cheetah


High-speed HD/SD routing switcher

64x64

128x128

256x256

512x512



The **Cheetah** provides a comprehensive solution to today's multi-format digital switching requirements. Engineered for HDTV operation, the **Cheetah** can also handle SDI signals in the same frame. Each block of 16 inputs or 16 outputs can be either copper or fiber. Monitor grade video DAC outputs are available as an option, an industry first! An ethernet control interface is also provided.

- Four standard frame sizes, from 64x64 to 512x512
- SDI or Multi-Rate (3Mb/s to 1.5 Gb/s) cards with reclocking
- Mix copper or fiber inputs and outputs in the frame
- Single or dual outputs
- AC or -48DC power supplies

Circle (128) on Free Info Card



PESA

Switching
Systems

35 Pinelawn Road • Suite 99E • Melville, NY 11747 • salesinfo@pesa.com

Tel: 631-845-5020 • 800-328-1008 • Fax: 631-845-5023 • www.pesa.com



Transmission & Distribution

Maintenance: Yes, it works—Fix it anyway!

BY DON MARKLEY

Even occasional readers of this column know by now that the author is highly in favor of regular preventative maintenance. Although modern equipment is far more reliable than older systems, simple housekeeping and checks of operating parameters will lower downtime even further and improve overall physical plant reliability. That, in turn, decreases the shouting at the station, improves employee evaluations and generally makes for a smoother running operation.

A few recent events observed by the author have reminded all involved that careful checking of everything will pay off in the long run. In the first of those events, an FM antenna failed on the first really cold night of the season. It was found that a bolt holding an inner connector together had backed all the way out of the threads, causing the connection to be completed only by being held together by previously applied pressure. The first time that the line cooled enough to cause the

inner conductor to contract slightly, the connection was broken and the system failed.

In this instance, the bolt had been installed initially but had not been

moral of this story is that it pays to carefully check every piece of equipment before it is installed. Even the best of companies sometimes leave a bolt loose, a cable not supported or a

Even the best of companies sometimes leave a bolt loose, a cable not supported or a bracket not secured.

sufficiently tightened. The tower was observed to have a significant amount of high-frequency vibration. No dampers were installed. The vibration simply caused the bolt to slowly back out until it fell free into the center conductor. It should be pointed out that this was not an economy model antenna but from one of the major manufacturers. The entire problem could have been avoided if all bolts were carefully checked for tightness before the system was installed on the tower. The

bracket not secured.

In the second event, an old bugaboo reared its ugly head again. An FM antenna system failed. Upon inspection, the problem was water in the antenna due to a failure of the pressurization system. That is the type of problem that consultants love. The failure is massive and total, the problem is easy to find and the repair is quick. That all makes for an easy fee that would have been avoided by some simple checks.

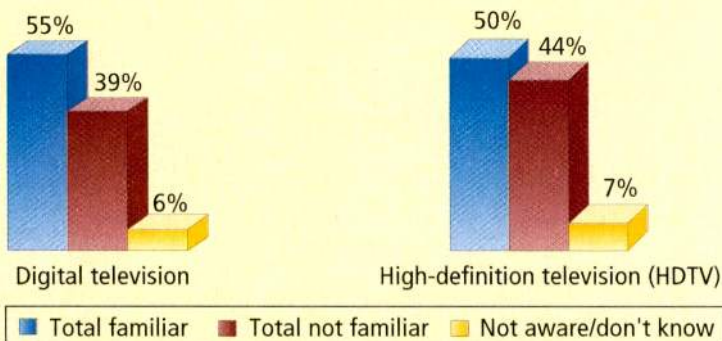
Pressurization systems are often neglected as they don't make any obvious calls for attention unless pressure warnings are installed. Even then, faults can go undetected. In one instance, the author was advised by the station that the transmission line had been continuously under pressure and didn't leak at all. In fact, the same bottle of nitrogen had been in use for more than five years and the pressure was constant at five pounds. When the gas line was broken at the transmission line, the reassuring hiss of escaping nitrogen was noticeably absent. The problem was found to be a blocked filter in the output of the regulator. The five pounds of pressure existed only in the regulator itself. The removal of about a pint of water from the transmission line at

FRAME GRAB

A look at the consumer side of DTV

Consumer DTV education still needed

Fifty percent of viewers know about HD and DTV



SOURCE: StrategyOne/NAB
www.nab.org



**Helping
broadcasters
reach
new heights.**

Broadcasters today need flexibility. SpectraSite Broadcast Group delivers fully integrated services to meet the unique needs of each broadcaster and each market.

Complete tower design/engineering/fabrication/installation/analysis/modification. The SpectraSite team includes the names you know best—Stainless, Inc. and Doty Moore.

Community Broadcast Facilities.

A Community Broadcast Facility allows multiple broadcasters to utilize a common tower and transmitter building. We obtain the site, complete the construction and manage the facility for one cost-effective monthly payment.

Turnkey financing/leasing solutions. A simple lease can take care of all your transmission infrastructure needs. Custom financing can cover selected parts of a project or an entire facility.



SpectraSite
Broadcast Group

Circle 1129 on Free Info Card

5601 N. MacArthur Boulevard • Suite 100 • Irving, Texas • 75038
972.550.9500 • www.spectrasite.com

the drip loop returned the system to normal. It is highly recommended that a pressure gauge be installed using a tee fitting right at the connection to the line. That ensures a more accurate measurement of the pressure in the line even if someone has placed a corner of the transmitter on the pressure hose.

There are a number of causes for the water-in-the-line problem. Older dehydrators have a tendency to continue to maintain airflow even when they have long since ceased to remove the moisture from the air. In other words, they very efficiently, albeit slowly, pump water into the transmission line. As a simple check of the air quality, an additional desiccant cylinder can be purchased and placed in the line at the output of the dehydrator. That makes for a simple way to ensure that the moisture is removed from the system. If air is moving and the color doesn't change, all is well. It helps if the staff isn't color-blind and actually looks at the cylinder now and then.

The problem can also be eliminated by using a nitrogen generator. Such units are now available at a reasonable price for large systems. They don't make much sense financially for a little single-line system but are very good when several lines or when large lines are involved. These systems were originally designed to maintain a positive nitrogen gas pressure in the fuel tanks of helicopters in combat situations. As fuel was consumed, nitrogen filled the empty space instead of fuel vapors. If a bullet penetrated the fuel tank, there was no atmosphere inside the tank that would cause an explosion. After lengthy testing on transmission lines at a television station

near their plant, the manufacturer decided to enter the broadcast market to broaden their sales possibilities. These systems do a good job, as do the current crop of air dehydrator systems from the major manufacturers. The point here is that it is still necessary to check the system regularly, whether it is a dehydrator, a nitrogen system or a simple nitrogen tank and regulator.

The third event that caused widespread headaches concerned a bolt falling from a tall tower. According to standard practice, structural bolts on towers are normally equipped with components that will prevent them from coming loose. One problem is that occasionally they still get loose. More prevalent is the problem that items attached to the tower often don't have similar precautions taken and are more likely to shed parts of various size. Bolts are commonly installed with the head down so that they will fall free if the nut comes off—making them easy to spot during a tower inspection. The bad part here is that they will fall regardless of what or who may be in the vicinity of the tower itself. In this instance, a station staff member had the bad luck to be walking near the tower and was struck by the falling bolt. Now, let the trumpets sound to announce the entry of the parade of personal injury lawyers, OSHA officials and inspectors, local building inspectors and authorities. Those in the northern parts of the country know not to park near the tower during icing conditions. They also know not to go outside anywhere near the tower when it is shedding ice. However, most people don't think about the shedding of mechanical pieces.

Here, about the only thing a station staff member can do is to have annual inspections of the tower by a competent tower crew. While that helps, the occasional failure of a tower or tower attachment component is going to occur.

To that end, a number of steps need to be taken. First, make sure that your insurance policy covers damage or injury due to falling objects from the tower.

Second, bring the station fully into compliance with the requirements of OSHA for maintaining a safe work area. At the least, a Hazard Assessment should be prepared and posted prominently for the station staff. *Everyone* at the station should be required to read the document and sign it to acknowledge its contents.

It is highly recommended that you contact the area OSHA office and ask them to visit the site to advise you of any further steps that you must take to comply with their regulations. If you contact OSHA and ask for their help before any problem actually occurs, the atmosphere will be much more pleasant than when the ER personnel are removing an FM bay from a passerby. OSHA is a little different in this regard. In this case, they are from the government and they really are here to help you. On the other hand, if they advise you of necessary steps to be taken and risks to be avoided, it is highly recommended that you comply. If you don't and an accident occurs, you are now playing in the area of willfully allowing something to happen that you could have avoided. Get the checkbook ready. ■

Don Markley is president of D.L. Markley and Associates, Peoria, IL.



Number One for News and Sport

Because there's no such thing as an average day in news, you need to choose Number One. Quantel is the world's number one supplier of digital newsrooms. Why not let Quantel's award-winning technology, worldwide support and years of experience in the news business keep you out in front? Find out more at www.quantel.com/news2



Circle (161) on Free Info Card

EEV IOTs from Marconi

your best investment
for the future

- > Proven Digital Performance
- > Proven Analog Performance
- > Highest Powers Available
- > Widest Product Range
 - Plug-Ins
 - Build-Ups
- > Off the Shelf Replacement Tubes
- > 24 Hour 7 Day Tech Support

Innovative Energy
Saving Solutions

Marconi Applied Technologies



USA

T (914) 592 6050
F (914) 592 5148
Toll free 1-800 342 5338
E-mail MTech.usa@marconi.com

UK

T +44 (0) 1245 493493
F +44 (0) 1245 492492
E-mail MTech.uk@marconi.com

FRANCE

T +33 (0) 16019 5500
F +33 (0) 16019 5529
E-mail MTech.fr@marconi.com

www.marconitech.com

*Marconi*TM

Using microphones

BY DAN DALEY

The transition to digital is necessitating a transformation in the industry's infrastructure. The microphone will remain the one analog link in the chain. The good news is that today's microphones are all set to make the transition to digital broadcasting. Developed for the music market, microphones with the dynamic range and noise floors required in a digital environment are already in use.

Due to the audio requirements for DTV, it is reasonable to expect that stations and networks will have to start using better microphones across the board. In fact, if there is one overarching consideration for microphone usage in a digital broadcast landscape, it is that microphones of higher sensitivity will increasingly come into regular use in systems that will be less tolerant of noise than ever before. As noise floors fall and gain is able to increase in a digital audio environment, audio engineers will have to become more aware of ambient noises in the studio.

The process of reconciling noise and sensitivity already is under way, led, interestingly enough, by the increased prominence of live music on television

today. For instance, CBS' "The Late Show with David Letterman," which features live music from the CBS Orchestra, already is using hand-held versions of Audio-Technica 4055 and

some significant change is in the broadcast of multichannel sound. Not only does digital television offer the bandwidth to do it, but audiences who are accustomed to 5.1 and 7.1 audio in

Today's microphones are all set to make the transition to digital broadcasting.

4054 studio microphones. Such mics are studio staples, but until now have been relatively rare in broadcast.

Wireless tips

Wireless transmitters will remain vulnerable to hazards including metal, which can absorb or deflect radio waves, and moisture, which is often detectable by crackling. One preventative measure is that when placing small wireless microphones, make sure there is no conductive material in contact with them.

Part of any activity programming is getting the sound closer to the source. Lavalier miking can make this easier.

Techniques

Microphone systems will have to adapt, and even the microphones themselves will evolve to some degree. (There have been assertions of so-called "digital microphones" over the last few years, but the reality is that some manufacturers are integrating the A/D converter into the microphone itself.) But in terms of microphone techniques, most that worked well in the analog age will translate seamlessly to the digital era.

One area that will see

public and home theaters will likely demand it. Will that simply be an extension of stereo? We will see.

Stereo broadcasts have been in use for some time, mainly for music, but increasingly to add dramatic effect to other types of programming, including ENG. The most commonly used approach to getting stereo on location is the X-Y approach, using either cardioid or supercardioid polar patterns. (See Figure 1.)

The setup is basically a pair of similar mics crossed at an angle between 60 and 120 degrees. The degree of the angle determines the spread of the stereo image, and starting at an even 90 degrees is a good reference point. Digital television's greater bandwidth and lower noise floor may tempt audio engineers to make wider images. However, beyond 120 degrees, the X-Y technique will begin to create a hole in the center of the image and a loss of mono compatibility.

Less common in broadcast — although that will likely change in the digital era — is the M-S (mid-side), a technique that employs one microphone, typically a cardioid, as its M or mid component and one bilateral (figure eight) microphone as the S or side component. (See Figure 2.) They are resolved into a conventional X-Y stereo signal by a sum and difference matrix network producing an M+S and M-S output.

The greatest benefit to the M-S approach is its absolute mono compatibility. This works because when you sum the left and right channels,

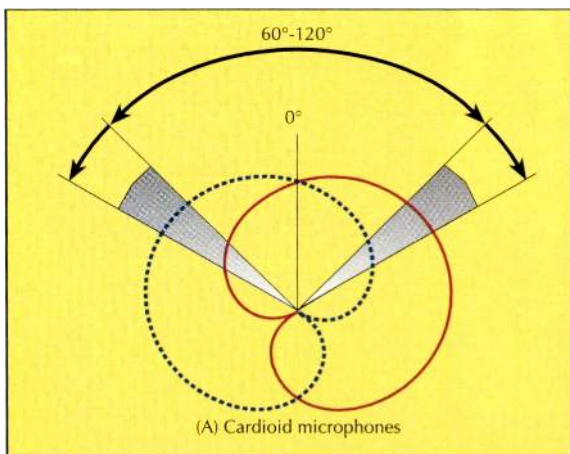


Figure 1. The X-Y microphone placement technique is simple yet effective in producing stereo sound. The two (preferably matched) mics are crossed at an angle between 60 and 120 degrees.

360 Systems Announces

ETHERNET AUDIO™

Say Goodbye to Sneaker-Net.

360 Systems' new Ethernet Audio system delivers audio where you want it, when you want it.

Our advanced DigiCart/E is the key part of the Ethernet Audio network. It provides both local and networked audio storage, an excellent set of production tools, and familiar operating controls. Features include record, play, edit, playlists and even programmable Hot Keys. With DigiCart/E enjoy the freedom of audio that's instantly available anywhere in your facility.

The new DigiCart/E protects your existing investment in DigiCart II recorders.

It's 100% file-compatible,
100% disk-compatible,
and even uses the same
serial control commands.



With Ethernet Audio it's easy to attach other workstations to the network. Now you can share your important production audio, download files from the web, and move content across the room or across the country.



DigiCart/E Ethernet Audio™ Recorder

Ethernet Audio delivers big improvements in speed and convenience – all at a price that makes sense.

Interested? Visit our web site for more information on Ethernet Audio.

360 Systems 5321 Sterling Center Drive
Westlake Village, CA 91361
Tel (818) 991-0360 E-mail: info@360systems.com

Log on
360systems.com
Get
the
Story

Circle (131) on Free Info Card

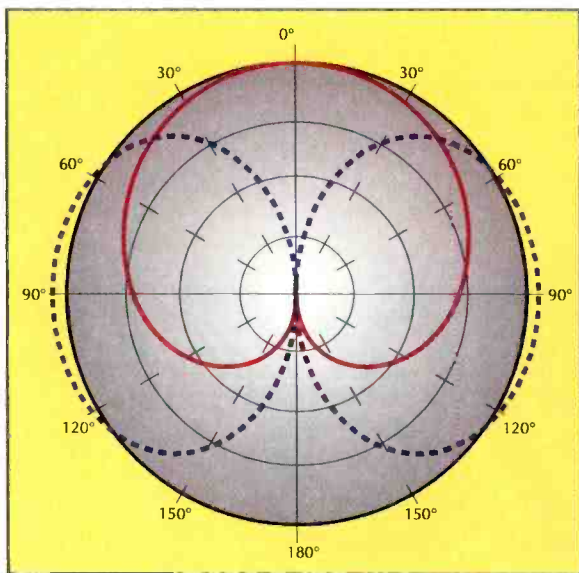


Figure 2. The M-S technique employs one microphone, typically a cardioid, as its M or mid component and one bilateral (figure eight) microphone as the S or side component. The stereo signal is created through a sum and difference matrix network producing an M+S and M-S output.

only the mid component remains. This also significantly reduces the ambient audio component because the side signals are nulled and the mid component is on axis with the

big jump from stereo to surround in that context, and these same techniques can be applied to multichannel audio, especially the M-S technique, which can provide the information for

centerline of the signal source. Thus, the listener gets natural-sounding, location-specific audio but the voice component is never crowded off center stage.

A few field sound engineers have reported success using one of a few new microphones that have a dual-capsule stereo matrix built in, such as the Shure VP-88. It is a bit too elaborate for most news stories, but very useful for others, where, for instance, cars moving across the screen can be buttressed by the sound moving too. It is not a

matrixed L-C-R array. Another consideration would be to use either X-Y or M-S techniques for the stereo or surround channels, and use a dead-on mono source, such as a shotgun, for the center channel.

If human nature and the entertainment industry have taught us anything, it is that if something can be done, it will be done. As DTV provides a more sophisticated and high-resolution canvas for broadcast audio, engineers and program producers naturally will want to push the edges of what the format can accommodate. But the best advice is for broadcast to always keep the center channel paramount. Even in multichannel music recording and mixing, after much experimentation on the subject, the consensus seems to be that the center channel is the best one for conveying critical, direct information, whether it is a song lyric or a line of dialogue or news copy. The other channels — stereo or surround — will always play a supporting role. ■

Dan Daley is a widely published journalist covering the pro audio industry.



THE SYNAPSE SYSTEM IS ALL YOU NEED!

SYNAPSE,

THE MODULAR MEDIA SYSTEM THAT OFFERS:

- ▶ High density (18 cards in 4RU)
- ▶ Flexible remote control capabilities
- ▶ Ethernet based
- ▶ Remote controllable with a web-browser
- ▶ Remote firmware updates through the internet
- ▶ Combined logic to lower system cost
- ▶ Reduced amount of re-clocking stages
- ▶ Full monitoring of all parameters
- ▶ Audio level control and channel swapping
- ▶ Card swapping with automatic update of card settings



THE MARK OF DIGITAL ACHIEVEMENT

www.axon.tv



MIDAS B2000 BROADCAST

TELEVISION AUDIO PRODUCTION CONSOLE

"One Less Thing To Worry About When On Air"

www.midasconsoles.com

Circle (133) on Free Info Card

The future of broadcast

Table of Contents

56

Devoted to DTV

Gary Shapiro

57

Devoted to HDTV

Mark Cuban

58

Zen and the art of
station automation


Andy Ioannou

59

The future of interactive
TV: A view from the
front lines in the UK

Robert Henderson

BY CRAIG BIRKMAIER



U.S. consumers are embracing digital television – but will broadcasters be left holding the old analog bag? Broadcasters in the United States, and

around the world for that matter, face an uncertain future. The industry is facing economic contraction with root causes that extend well beyond the current global economic recession.

More than 25 percent of U.S. homes have upgraded to the multichannel DTV services offered by cable and DBS. Yet only 1 percent of U.S. homes have purchased an HDTV-capable digital television display, and only a tiny fraction of those have invested in a receiver for DTV broadcasts.

And while there are widespread discussions about emerging business models for DTV broadcasting, broadcasters appear to be hunkering down to protect the lucrative analog NTSC franchise. At the same time, via the NAB and other lobbying organizations, they are pressuring the FCC and Congress for mandates to force DTV upon competitors and consumers, who may not care whether free-to-air broadcasting survives.

More than 85 percent of U.S. homes now subscribe to a multichannel TV service – some analysts project that this number will grow to 90 percent within three years.

Given these realities, who could blame broadcasters for wanting to gaze into the proverbial crystal ball to see what the future holds?

Looking ahead

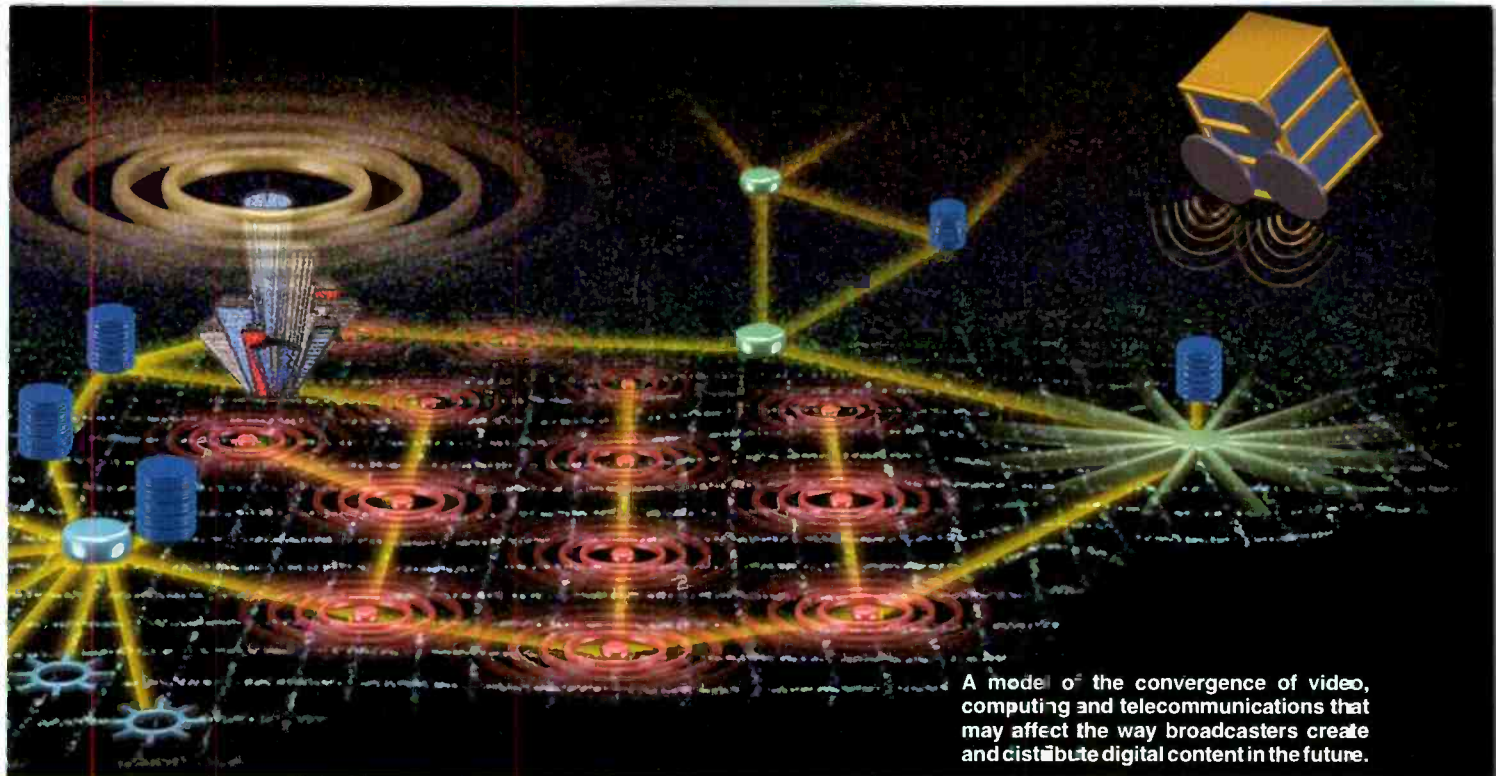
As we look to the future, we have assembled a collection of visions from some of the people who are trying to build the new infrastructure for digital television. Gary Shapiro and Mark Cuban provide a domestic perspective on the DTV transition, while Andy Ioannou and Robert Henderson add a global perspective from the UK, considered by some analysts to be leading the transition to DTV.

This author brings more than a decade of experience gazing into the crystal ball. Over that decade one thing has become crystal clear: There are no technical barriers to this transition. Anyone with enough time to analyze the evolution of digital technology can predict with a fair degree of accuracy how technology will influence the design and evolution of the convergent digital information infrastructure. Anyone can see the rapid growth of the competitive digital infrastructures that are replacing analog mass media.

The barriers to the DTV transition are political and competitive. They are wrapped up in decades of political gerrymandering with the communications industries, outdated communication and copyright law, layers of bureaucratic regulation, and the influence of some of the most powerful lobbying organizations in Washington. Perhaps the most daunting challenge, however, is that broadcasters, having lived in a protected world for decades, appear to lack the desire to compete.

This sentiment was echoed recently in comments solicited on the third anniversary of the DTV transition at www.ilovehdtv.com/anniversary.html. “One thing that has been missing is excitement from most of the broadcasters,” stated Mark Richer, executive director of the Advanced Television Systems Committee. According to him, broadcasters need to seize the opportunity presented by digital, whatever its problems, because “there is absolutely no future in analog. You can’t be an LP record in a CD world. You can’t even be a VHS cassette in a DVD world.”

One can hardly blame broadcasters for their complacency. Profit margins in the top 25 markets typically exceed 25 percent to 30 percent. Unfortunately, in smaller markets profit margins are typically in single digits, and



A model of the convergence of video, computing and telecommunications that may affect the way broadcasters create and distribute digital content in the future.

many have taken a big hit because of the slump in the ad market, reductions in affiliate compensation and declining ratings. Now they are faced with major capital investments to

The barriers to the DTV transition are political and competitive.

broadcast DTV next year.

The specter of massive consolidation is rearing its ugly head, as the FCC and the Federal Appeals courts prepare to deal with the network ownership caps that currently limit network/group ownership to stations that serve 35 percent of U.S. homes. At the same time, with *centralcasting* it is easy to extrapolate a shift that has given a new face to regional broadcast centers operating out of the nation's top 25-50 markets. "Local stations" in smaller markets may become little more than an automated satellite operation with a small sales staff and production/news operation.

There is, however, an alternative, as difficult as it might be for broadcasters to see. The technology exists for free-to-air broadcasting to compete effectively with cable and DBS.

Creating "open" local markets

There is tremendous irony in the fact that most U.S. households *pay* for advertiser-supported TV. I pay Cox Cable approximately \$35 per month for 60 analog TV channels, virtually all of which are advertiser supported.

Cox Cable has a local Gainesville studio and an operations center with a server that inserts commercials into 39 of the channels they deliver. What would happen if the terrestrial broadcast spectrum were used to deliver 60 (or more) channels of advertiser-supported programming in the free-and-clear?

This could well be the future of DTV, if broadcasters worked together to field a competitive multichannel service. But it would require a major shift in the currently proposed DTV business model, along with updated technical standards for a platform that would support both free and premium television and data services.

What would be needed to bring this vision to fruition?

Enhanced spectral efficiency. Single-frequency networks would be required to improve spectral efficiency, allowing operation at lower power levels and on-channel repeaters. These networks would also enable mobile and portable reception. It is important to keep in mind that this is unique to DTV broadcasting – cable and DBS require "fixed" receivers.

A common transmission infrastructure. Rather than licensing individual stations, it would be preferable to operate the transmission infrastructure as a utility, responsible for building and maintaining the networks. Regional operation would permit cost shifting so that profits from the large markets could be used to build infrastructure in the smaller, less profitable markets. The utilities would create an open market for bits; legacy broadcasters would have guaranteed access, but the markets would be open to new entrants. Rather than auctioning the spectrum, the government would license the utilities and share in the profits after the infrastructure is built out. Many existing broadcast facilities could become part of this infrastructure; transmission assets would be transferred to the utility in return for credits for the delivery of bits.

A common platform and service infrastructure. As is the case with cable and DBS today, a common infrastructure for conditional access, billing and customer service would be required. This overhead would naturally be assumed by the transmission utility. Likewise, they would handle the management of bit feeding the network, so that the same operational economies of scale enjoyed by cable and DBS could be leveraged.

A common consumer platform. This platform would leapfrog existing DTV standards, utilizing next-generation

compression and interactive media technologies. The platform would support interactive services and the delivery of both SDTV and HDTV content at significantly lower bit rates. Most importantly, it would include local cache storage. Via local caching a variety of information-on-demand services would be enabled, including news, weather and sports on demand, and a wide range of directory services. Off-hours would be used to pre-load caches with services including premium programs and movies that would be available on demand (cached VOD).

Local niche programming. Existing

broadcasters would become local content brands, and would create the services that drive local commerce.

Recently EchoStar announced that it would acquire DirecTV and other holdings of GM Hughes, merging DirecTV and Dish into a single service. The announcement created an immediate uproar about decreased competition, most of which was instigated by the cable industry and its supporters. They understand that the merged companies will be in a far better position to compete. Concerns were also expressed about the creation of a new monopoly for multichannel TV services in rural

markets. But the growth of DBS must come from head-to-head competition with cable in the larger urban markets; rural customers have little to fear if there is effective competition.

What better way to create competition than for broadcasters to field a viable competitive offering that would give consumers a third choice?

That's an idea with a future! ■

Craig Birkmaier is a technology consultant at Pcube Labs, and hosts and moderates the Open DTV Forum.

Devoted to DTV

BY GARY SHAPIRO



In its first three years on the market, DTV has built a solid foundation fortified by tremendous progress in the last 12 months. One million DTV products were sold in 2001. From the early days of black-and-white and then color TV, to more recent introductions like Direct Broadcast Satellite (DBS) and DVD, passing the million units per year sales milestone has set products on their way to becoming household staples.

TV manufacturers are still leading the DTV charge, offering more than 300 models of DTV products (up from 200 models just a year ago) including integrated sets, digital monitors and set-top receivers at affordable prices. More than half of all projection sets sold last year were digital models, an indication of consumers' recognition of HDTV's value as the price gap between digital and analog narrows. The 2002 International CES will feature even more new DTV products at still lower prices.

We have learned a lot about the DTV consumer over the past three years. CEA found through DTV owner and consumer surveys conducted in 2001 that great strides have been made in increasing consumers' awareness of digital television. An example of this is consumers' familiarity with digital

television vocabulary, particularly the terms "digital TV," "high-definition TV," and "HDTV." More importantly, we found that a majority of consumers expect to be able to watch their favorite programs in high-definition, receive high-definition programming through cable and satellite providers, and be

Just as critical to the transition as broadcast devotion to HDTV is cable carriage.

able to record programs on their VCR. This underscores the fact that broadcasters and content providers will have to embrace the transition to digital TV for it to be a true success.

Programming will continue to be a key to DTV adoption in the coming years. The FCC has mandated that by May 2002, all commercial stations in the United States must begin broadcasting on their digital channels. While progress on this front has been slow, it is likely that more than half the stations, reaching more than 95 percent of the nation's households, will meet that deadline. This means that, despite enormous challenges, the majority of broadcasters, like the TV manufacturers, will have done their part to make the digital transition a reality.

On the content delivery front, DBS delivery of HDTV continued to grow on both DirecTV and Dish Network including feature films and sports events. Broadcast networks stepped up the pace as well in 2001 with significant strides in their digital offerings, so that by year-end the CBS and ABC prime-time schedules were predominantly HDTV. Visionary entrepreneurs like Paul Allen and Mark Cuban, who saw the potential of other technologies before most, have also taken a lead in DTV – Allen with a hi-def cable channel (ASCN) in Oregon and Cuban with HDNet from Dallas on DirecTV. These and other signs point toward 2002 being the year that DTV takes firm hold in millions of American homes.

Just as critical to the transition as broadcast devotion to HDTV is cable carriage. This must be the year that cable operators across the country step



As consumer awareness of DTV products grows, DTV is beginning to take firm hold in millions of American homes. Photo courtesy Philips.

up to the plate and allow access to the growing roster of digital HDTV programs for the two-thirds of Americans who receive their television through cable. Pioneers like Cablevision in New York, Comcast in Philadelphia, Action Sports in Oregon and the few others that deliver HDTV to their subscribers cannot carry an entire industry through this transition.

We've made progress addressing the challenges surrounding copy protection, cable carriage and compatibility, and we'll continue to encourage industry,

government and consumers to turn on digital television. In one program, CEA and the NAB are working together to introduce a consumer marketing program in the first quarter of 2002, which involves local retailers, broadcasters and DTV manufacturers all promoting the common theme that DTV is here, it's real and it's exciting.


We're bullish about DTV in 2002. We expect unit sales to double to more than two million, with a value of \$3.5 billion. And as the inventory of HDTV programs increases, we expect the

percentage of DTV receivers and integrated sets to grow quickly as well. The record of success thus far is impressive by any standard, and the growth curve continues to reinforce what we've said all along – that digital broadcast represents the future for American television and that when you show digital programming, the American public will embrace it. ■

Gary Shapiro is president and CEO of the Consumer Electronics Association (CEA).

Devoted to HDTV

BY MARK CUBAN



My view on the transition to DTV, and in particular HDTV, is very simple: It's inevitable.

To paraphrase Bill Gates, technology always takes longer to get here than we expect, but it always has a bigger impact than we expect, and HDTV will be no different.

There are a lot of people out there saying there won't be a transition. That there is no way we'll get to 85 percent in six years. My response is who cares. That may be the magic number for TV stations and the government, but in reality it's meaningless. HD will start having an economic and social impact on us long before that number is reached.

We are already to the point where it's a mistake for those purchasing a big-screen TV not to purchase one that is

HDTV capable. The incremental cost for a satellite/ATSC tuner is falling quickly, and will continue to fall. Retailers are starting to realize this and for the first time are actively showing HD content on their showroom floors from channels

number of HD households. Long before we hit 85 percent, the ratings for HD-enabled networks will grow at the expense of the non-believers. The picture quality challenged will find themselves in an ongoing battle for a shrinking

Eighty-five percent may be the magic number for TV stations and the government, but in reality it's meaningless.

like HDNet. Consumers are seeing this and coming to the realization that high-definition content isn't something that is way out there in the future.

They can enjoy watching HD here and now, with content from HDNet, CBS, ABC and some NBC, and they are buying HDTVs with tuners in record numbers. Most importantly, in those households, there is not a 150-channel universe. In those households, they will watch programming in HD over the middle of the pack programming of any other network.

The number of consumers in this category is growing, and will continue to grow. TV stations and networks that don't broadcast in high definition at its highest quality will be relegated to the furthest reaches of the remote controls, while those that do will reap the benefit of huge numbers in the expanding

market in a world of expanding choices, while those broadcasting in true HD will reap the financial rewards.

Beyond the marketplace itself, the government should be ashamed of its efforts. To have the opportunity for a financial windfall for our nation and to be doing nothing to attain it is questionable at best. How hypocritical of our leaders is it to be talking about mandates, yet our government doesn't even support HD or DTV? Why do we not see C-SPAN in HD? Why do we not get feeds from the Rose Garden in HD? Why is government-originated programming not in HD? Any news organization can downconvert. When the government starts practicing what it preaches we will all see things happen a lot more quickly in our industry. Until then we should bring the hypocrisy to the forefront. ■

Mark Cuban is the founder of HDNet and owner of the NBA Dallas Mavericks.



HDNet, the first national network to deliver all of its programming in high definition, uses the mobile production unit shown above to bring HD content, including NHL sports, to consumers. Photo by A. Kaye.

Zen and the art of station automation

BY ANDY IOANNOU



At the dawn of the age of television, Daryl Zanuck, movie industry icon and head of 20th Century Fox, declared “Television won’t be able

to hold on to any market it captures after the first six months. People will soon get tired of staring at a plywood box every night.” Zanuck’s rigid views about the side of the entertainment business he was in kept him from seeing where it was going.

Looking back, Zanuck’s lack of insight on this aspect brings a smile. But while much has changed in our industry, we still have blind spots that keep us from seeing what *could be* instead of what *is*. One of these blind spots has to do with technology.

Despite the dizzying rate of technological innovation during the last two decades of the 20th century, the adoption rate of leading-edge broadcast technologies lags. Many stations haven’t significantly changed the way things are done since the 1970s.

New technologies have been adopted, but the resulting changes have generally been more incremental than revolutionary. This is because it takes more than new broadcast technology for stations to make a quantum leap forward. New kit and software can only get you so far: Operational changes that reflect the rapidly evolving competitive landscape of digital television are required. To remain viable, broadcasters must embrace a new business model that reflects the fragmentation of their audience and offers the ability to target multiple market niches simultaneously.

You say you want a revolution...

While I’m not advocating change just for its own sake, sometimes it takes a revolution to bring it about. We’re on the threshold of a revolution that will alter the way broadcasters operate. Back in the old days content was broadcast over one of three networks. Since then, we’ve added cable

and satellite as content delivery channels. From a broadcasting perspective, the market becomes increasingly fragmented with each new delivery channel. Now we have the Internet, and broadcasters are trying to figure out how to respond to it — as well they should, since it’s here to stay.

What about the Internet? Technically, what broadcasters need to focus on is Internet Protocol (IP), not the Internet. IP is a new transport mechanism for broadcasters that represents the potential to increase or at least maintain revenue streams. It is part of the evolution of broadcast.

Whether broadcasters embrace or reject IP as a transport for their content, this much is clear: Availability and cost of bandwidth, as limiting factors to IP broadcasting, will soon go away. When they do, and the content is available via this method (using either a push or pull model) consumer demand for delivery of content through these pipes will increase. How do broadcasters position themselves to view IP as an opportunity, not a threat? Station automation solutions put all content on a server, making it simple

It takes more than new broadcast technology for stations to make a quantum leap forward.

to serve content up through an IP pipe, or any pipe, to rapidly cater to changing viewer patterns.

Yesterday

The biggest threat to the future of almost any enterprise is the complacency that assumes tomorrow will be like today, and today will be like yesterday. Broadcasters must assume that their station’s market will change, but broadcast’s history shows resistance to change. We were happy broadcasting in black and white until NBC and RCA broke

from the pack. We saw similar internal debates over broadcasting in stereo. Now, the area of resistance is digital broadcasting. What does a broadcaster do with all these new channels?

Perhaps the easiest way a broadcaster can exploit these new channels is to create a “favorites” channel for soaps, game shows or sports for rebroadcast-



Applications like the BBC’s interactive coverage of Wimbledon (broadcast from the area shown above) provide one option for generating revenue using the new channels made available by DTV. Photo courtesy Omnibus.

ing previously aired content. Such an initiative doesn’t take much in the way of resources or capital. Timeshifting represents another use for a new channel that doesn’t require the creation of any new content.

Interactive TV is another possible use. For example, the BBC broadcast this year’s Wimbledon interactively using a station automation system. Viewers had the option to see the spool feed, or select a view from any of Wimbledon’s six courts. New broadcast technology allows stations to be nimble in this regard.

Most broadcasters agree that there is a far keener focus on money in the business now. It’s all about ROI and doing more with less, or more with the same — a reflection of an increasingly fragmented and competitive market. In this environment, new broadcast technologies provide a means to compete more effectively, to be very agile with respect to changes, and to be well positioned to take every opportunity that comes about. ■

Andy Ioannou is CEO of OmniBus Systems.

The future of interactive TV: A view from the front lines in the UK

BY ROBERT HENDERSON

At NDS we have often heard the opinion expressed that the UK leads the field in interactive television development and deployment. In some ways this may be true, but when traveling to conferences overseas I have seen interactive television applications that leave the UK far behind. More notable examples include the deployment of interactive TV advertising campaigns on digital satellite in France, MHP deployments on Digital Terrestrial in Finland, TV Chat services on Digital Satellite in Spain, fully integrated interactive TV drama in Australia and what I would call interactive communities in the United States – for example, the Enhanced TV service developed by NBC for its Saturday morning TNBC block of programming. The United States is also a unique market in regards to two-screen interactive TV experience, whereby the synchronized interactive application is delivered to the PC, for example, interactive “Who Wants to Be a Millionaire.”

I’m not saying that the UK is not at the leading edge and that there is nothing to be learned from this country, but if you only look to one market for guidance – and this includes North America – you can get left behind. You may develop an

set-top boxes currently deployed in 5.4 million Sky digital households. For the recent series of “Big Brother”, just over five million viewers voted for contestant eliminations directly through their TV remote control; on a regular basis 50 percent of viewers who watch soccer coverage on Sky digital choose to watch the game in interactive mode. This service enables the viewer the choice of watching the game from different camera angles around the pitch, the ability to watch edited highlights while simultaneously watching the live game and to call up a whole range of live match statistics.

QVC viewers can purchase the goods they see onscreen directly through the set-top box. And viewers of the BBC’s interactive version of “Walking with Beasts” are able to call up the original storyboards developed for the program segment they are watching live and also access message boards to discuss the program. None of these applications need high-end set-top boxes or next-generation interactive TV software.

It has taken two years to get to the stage where millions of TV viewers now eagerly interact with their televisions. During that time program makers and

Keep your viewer in the broadcast experience: Do not lead them to a virtual channel or “walled garden” where they miss out on the TV program they want to watch. The UK’s most popular interactive service, “Big Brother”, only offered viewers two options: “Select a video stream” and “Vote.”

Content in context is king: Not all TV programming needs to be enhanced. In the UK no one wants to do



Interactive sports coverage enhances the viewing experience by giving viewers options, such as watching the game from different camera angles or viewing live match statistics. Image courtesy NDS.

an interactive version of “West Wing” because doing so will take away from the compelling content.

Leverage your most successful, trusted brands first: Successful interactive television services are event-driven — whether it be Wimbledon, the MTV European Music Awards or “Who Wants To Be A Millionaire” — not technology-driven.

Monetize it: Make it profitable within 12 months (although market forces are currently demanding ROI within three months).

Finally, make sure the technology you use is robust, scalable, synchronous in the broadcast stream, doesn’t slow under heavy usage or crash the set-top box, is fast enough for screens of enhanced information to be displayed almost instantaneously on-demand, and is dynamically linked to the databases of the content originator. A lot to ask? No. Interactive applications from NDS and BSkyB matching these criteria have been deployed successfully on the Sky digital platform for years now. ■

Robert Henderson is an interactive TV analyst with NDS.

Not all TV programming needs to be enhanced.

interactive television technology the market no longer wants (or can afford). You also may not be able to deliver the interactive television service your customers really want, because you never saw the potential demand for it.

So, after two years of interactive television deployment in the UK, is there anything that can be learned from what has happened here? And can the current shifts in interactive strategic thinking prove valuable in North America? Yes, on both counts.

Where the UK has excelled in interactive television is in squeezing the very best out of first-generation interactive television software and the cost-effective, small memory footprint,

developers of interactive platforms have established several guidelines for the successful development and deployment of interactive television services:

Understand the medium: This is television, not the Internet. It’s all about entertainment and emotion. Understand the culture of your viewer: Learn why they watch TV and what they do while watching TV and use that knowledge as basic level strategy for the development of your interactive service.

Understand what content viewers most want from television: Use interactive television technology to enhance that content and improve the viewing experience. This increases loyalty and reduces churn.

Weather Systems

BY LARRY BLOOMFIELD

The history of weather in broadcasting dates back to 1912, when Charles Herrold, inventor of a mechanical radio called the Arc Fone, began broadcasting for the people of San Jose, CA. This service continued until the outbreak of World War I, when the government forced all experimental radio off the air.

With the resumption of broadcasting after WWI, weather information became an integral part of radio. That legacy has carried on into television today. A multi-million dollar industry has developed, offering devices and services to help broadcasters bring current weather information to their viewers.

Key technologies

There are three key technologies involved in the display and presentation of

weather on television: radar, satellites and computers. The application of these elements in each market varies depending on local conditions and budget considerations.

The first line of weather data comes from "weather sticks." Some of these small weather monitoring stations can measure over 35 different parameters. They are located throughout the country and can be found along roadsides as small

posts. Weather sticks can be had for just under \$600 and go up in price from there, depending on available features.

Some broadcasters buy these units and become part of the automated surface observation systems (ASOS) that are sprinkled nearly everywhere, including most airports. The information from this extensive network is collected by the National Weather Service and used to create a report that forecasters use to determine weather



72°

8am Today

patterns. Some of these stations also offer a video output option.

In addition to doing weather from the studio, some stations also do live shots from the field using ENG equipment. Real-time weather readings from the field

local weather conditions.

Stations can also go to the National Weather Service for raw data, radar and satellite pictures to incorporate in their weather coverage. This information, as well as that from weather satellites, was

weather systems, it is often supplemented by a station's own private radar system when weather conditions change rapidly.

Stations located in areas where weather events are volatile should consider having their own weather radar system. The installation of a station-owned radar system requires a great deal of on-site preparation. All radar systems must be type accepted by the FCC, and each station must apply for and receive an FCC license. The task then becomes getting the signal back to the studio from what is usually a remote location that overlooks the coverage area. Radar systems are also available that measure the Doppler Effect, the compression and expansion of wave fronts as they move toward or away from a given point.


After WWI, weather information became an integral part of radio. That legacy has carried on into television today.

lend credibility to not only the weather, but the entire news operation. A portable weather station can be useful for these kinds of shots. Hurricane storm trackers have used these kinds of mobile weather monitoring instrumentation packages to broadcast readings from the eye of a hurricane to the National Hurricane Center in Miami, FL, while letting local viewers know of current conditions. This equipment can also be used to keep a station's Web site updated with the latest

originally distributed on a need-to-know basis only. Now anyone with a computer can connect directly to the National Oceanographic Atmospheric Administration (www.noaa.gov) and access weather radar and satellite images from nearly anywhere. Although this raw data is used by most computerized

Selecting graphic systems

When considering technical options, there are a number of questions that need to be answered. Systems have come a long way since the days when the weather person had to write backwards



Graphic systems can be used to create a variety of effects to add interest to weather coverage. WSI's Skycast is an example; the system automatically generates realistic animations depicting future weather conditions over recognizable skylines and landmarks. Image courtesy WSI Corp.

from the rear side of a Plexiglas map or magnetic clouds and lightning bolts graced a map mounted on a metal wall. Most computer-based weather graphics services today offer a core of similar products. The distinctions come in the extras each has to offer. How fancy does your station want to get?

As you make your decision, consider

Real-time weather readings from the field lend credibility to a station.

the data source for the system, and how often it is updated. Another consideration is the level of customer service provided by the manufacturer. Don't be afraid to call stations already using the system you are considering to gain information to aid in your decision.

Be sure to choose a system that will render images that can be put directly on the air or your Web site without requiring you to doctor them first. Also keep in mind that the weather talent may not have a high level of experience with the equipment, and will need a


system that is user-friendly.

Once you have chosen a system, you still need a graphics source. Most of the raw data, radar and satellite picture information used will come from the National Weather Service via satellite to a dish on the station's roof.

Few stations try to do weather without a chroma key wall. Some considerations in the use of a chroma key wall are proper lighting and the color of the clothing worn by the talent. It is also important to place monitors strategically around the key wall set so the talent won't look like they're watching some other show.

An additional factor to consider is redundancy. This is an important and often overlooked issue. If your community depends on your station for life-saving weather reports, don't let them down because one component or another failed.

If you don't have the technical staff or people you can rely on for competent pre-wiring, you may want to consider using a turnkey service for installation of the equipment. If the implementation of the weather system is to be a gradual one, then priorities have



Graphics programs are available that enable stations to present weather in creative ways. Weather Central's WalkOnWeather, for instance, uses a real-time composite of camera, key and computer animations to place the weather talent in the scene.

to be set so that you get the key ingredients up front and also add to the system later in an organized manner.

As new graphics technology is integrated into your facility, don't be surprised if your staff must make an effort

Stations located in areas where weather events are volatile should consider having their own weather radar system.

to learn about the system. Engineers, especially in smaller markets, will be required to learn about the aesthetics of weather maps and graphics in order to tie all the available data to a specific forecast. Although a GM doesn't typically look to engineers for artistic considerations, don't forget that engineers did nearly everything in the early days of television. There might just be a bit of that legacy still in our bag of tricks.

So when the GM decides to improve your station's weather coverage, realize that engineers face new challenges with the advent of multicasting. Those extra channels will have to be filled with something, and weather might help pay the bills. ■



Like WISC-TV in Madison, WI, many stations have "weather centers" from which they keep their viewers updated. Often times the weather graphics equipment is on display as part of the set. Photo courtesy Meteorlogix Inc.

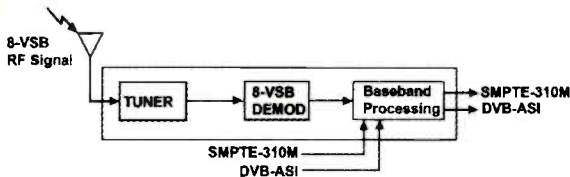
KTech

TELECOMMUNICATIONS, INC.

Introducing 8-VSB Solutions for Cable TV and Broadcast



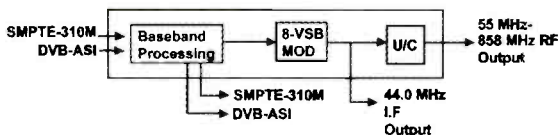
MODEL : VSB-FRQ-200 8-VSB TO ASI/SMPTE-310M CONVERTER



- Inputs : 8-VSB RF, DVB-ASI, SMPTE-310M
- Outputs : SMPTE-310M, DVB-ASI
- PCR Correction
- PSIP Update(VCT, Station ID, Major CH No, Minor CH No)
- Simultaneously Converts
 - 8-VSB RF to DVB-ASI and SMPTE-310M
 - DVB-ASI to SMPTE-310M
 - SMPTE-310M to DVB-ASI
- Alarm & Status
- RS232C Remote Control



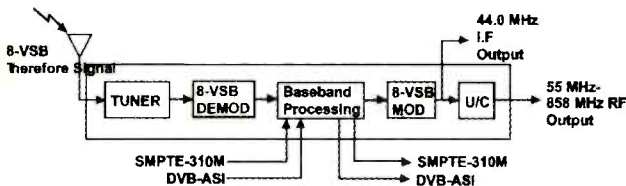
MODEL : VSB-ENC-150E LOW COST 8-VSB MODULATOR



- Inputs : DVB-ASI, SMPTE-310M
- Outputs : 44MHz I.F 8-VSB, RF(Tuneable 55MHz-858MHz, Adjustable Power level), DVB-ASI, SMPTE-310M
- PCR Correction
- PSIP Update(VCT, Station ID, Major CH No, Minor CH No)
- Simultaneously Converts
 - DVB-ASI to SMPTE-310M
 - SMPTE-310M to DVB-ASI
- Alarm & Status
- RS232C Remote Control
- Built in 23 stage PN Generator for BER testing
- PLL Lock Detector indicates MPEG2 valid
- SNR : 37dB Typical



MODEL : DCC-150E DTV CHANNEL CONVERTER



On- Air reception of 8-VSB signal and 8-VSB Remodulation to another CATV Channel

- Inputs : 8-VSB RF, DVB-ASI, SMPTE-310M
- Outputs : 44MHz I.F 8-VSB, RF(Tuneable 55MHz-858MHz, Adjustable Power level), DVB-ASI, SMPTE-310M
- PCR Correction
- PSIP Update(VCT, Station ID, Major CH No, Minor CH No)
- Simultaneously Converts
 - 8-VSB RF to DVB-ASI and SMPTE-310M
 - DVB-ASI to SMPTE-310M
 - SMPTE-310M to DVB-ASI
- Alarm & Status
- RS232C Remote Control
- Built in 23 stage PN Generator for BER testing
- PLL Lock Detector that indicates a valid MPEG2 signal

KTech
TELECOM

DTV BROADCAST PRODUCTS

15501 San Fernando Mission Blvd. Suite 100 Mission Hills, CA 91345

Phone (818) 361-2248 Fax (818) 270-2010

E-Mail: sales@ktechtelecom.com Web: <http://www.ktechtelecom.com>

Applied Technology

Panasonic's variable-frame-rate camcorder

BY DAVID WISWELL

In the early days of moviemaking, before the advent of "the talkies," there was no standard frame rate for capturing images on film. Cameras were hand cranked, and cameramen needed a steady, experienced hand to crank the film through the camera at a constant speed.

To record sound on film properly, film had to be cranked at a constant speed, and it had to be faster than 16 frames per second. Stanley Watkins, a British engineer working for Western Electric, decided that 24 fps would do the trick. Thus, since the advent of talking pictures in the 1920s, cinematographers have captured images on film and played them back at a standard frame rate of 24 fps.

One new professional camcorder capable of multiple-frame-rate videography is the Panasonic DVCPRO AJ-HDC27V. The camera portion of this high-definition camcorder employs a simple technique for overcrank and undercrank shooting. It is important to note that only the camera portion of the camcorder operates at multiple frame rates. The recorder portion of the camcorder operates as a standard

720p, high-definition VTR, recording images at 60 fps.

How it works

The camera portion of this camcorder can be set to any one of 33 frame rates: 4 fps to 33 fps in single-

frame rate for fast-motion and time-lapse effects.

Predicting and reproducing frames

The camcorder marks each image with a time code user bit. Each time a new video frame is acquired by the

Only active video frames are stored on disc, thereby reducing the cost of storing HD footage on the processor's hard disc.

step increments, and 36, 40 or 60 fps. When set at 60 fps with no shutter setting, the camera's exposure time is automatically set to 1/60th of a second and each frame is recorded once by the recorder section of the camcorder. The image motion blur is controlled by combining the variable frame rate with the variable shutter speed. Combining the two controls gives cinematographers film-like control of the HD video. Whenever the camera's frame rate is set lower than 60 fps, exposure time increases proportionally and redundant frames are recorded onto tape. These redundant frames are used to maintain a constant flow of exactly 60 fps to the recorder section.

camera, it is marked as an "active frame." If a frame is recorded more than once just for the sake of the recording process, it is marked as an inactive frame that can be dropped, if necessary, when editing or converting it to a different DTV format.

Panasonic has demonstrated a processor that automatically extracts the active frames and drops the inactive frames. The processor ingests 720p60 video with user bits over a standard HD-SDI input. The images are stored on disc in their original compressed state exactly as recorded in the camcorder. The output video can also be transferred over SDTI or SDI if desired.

Only active video frames are stored on disc, thereby reducing the cost of storing high-definition footage on the processor's hard discs. The processor records each marked active frame in an AVI file on the internal hard discs. After the video file is built, it reads out at the desired frame rate by re-inserting the appropriate number of inactive frames.

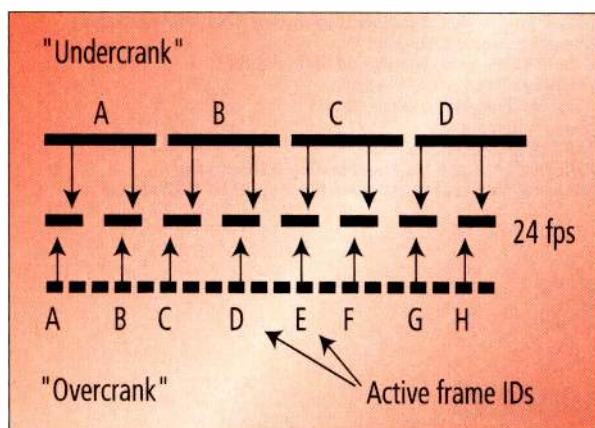


Figure 1. The results of overcranking or undercranking video at a display rate of 24 frames are shown above.

When used in, say, a 24 fps environment, the camcorder can be set to a higher frame rate to achieve slow-motion effects, or it can be set to a lower

frame rate to achieve fast-motion effects, or it can be set to a lower

David Wiswell is group manager for Panasonic Broadcast and Television Systems Company.

LIVELINE®

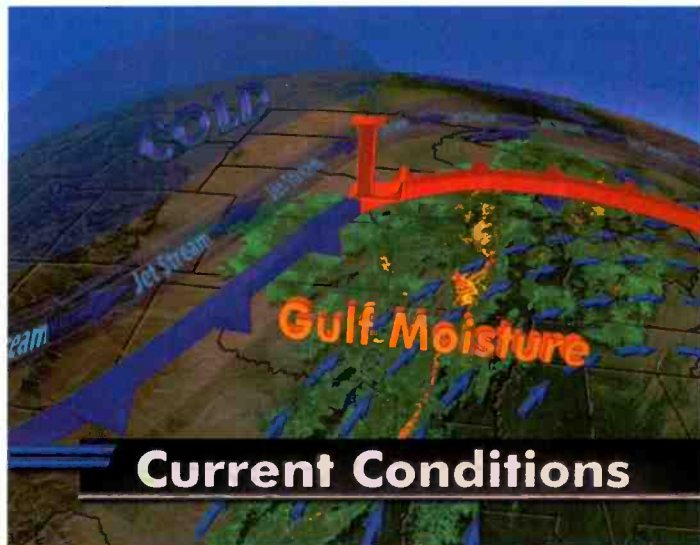
GENESIS

WEATHER GRAPHICS DISPLAY SYSTEM

5 REASONS TO CHOOSE GENESIS

- 1** CREATE AN ORIGINAL & SUPERIOR LOOK IN YOUR MARKET.
- 2** BUILD A STRONG WEATHER BRAND WITH POWERFUL AND PROMOTABLE FEATURES.
- 3** QUICKLY AND EASILY CREATE YOUR WEATHER SHOWS WITH INTELLIGENT AUTOMATION.
- 4** GENESIS WORKS WITH YOUR RADAR, REMOTE WEATHER SENSORS AND MORE FOR TOTAL WEATHER OFFICE INTEGRATION.
- 5** RELIABILITY, HARDWARE EFFICIENCY AND CUSTOMER SUPPORT!

CHOOSE GENESIS



WEATHER CENTRAL, INC.

608-274-5789

THE SMART SOLUTION FOR TELEVISION WEATHER

Circle (134) on Free Info Card

New standards in cable connector technology

BY RICHARD A. CERNY

The SMPTE standard for mobile fiber-optic interconnection is finally a reality, and fiber seems to be everywhere. Although it's hard to believe, it has been more than 20 years since fiber optics first emerged in live remote television production. The first fibered remote events occurred in 1980 at the Democratic National Convention aired by ABC News and at the Winter Olympics in Lake Placid. Both of those events used rack-mounted optical transmitters and receivers comprising fixed video and audio links between static locations. In 1981, the first true mobile fiber remote broadcast took place when CBS News covered the second space shuttle landing at Edwards Air Force Base. That's when the fun began.

The very first fiber-optic cables made in the 1970s, funded by the U.S. Army, were jacketed with Kevlar-reinforced, tightly extruded polyurethane, which is a tough, resilient material. While these cables were quite rugged, they were nearly impossible to strip without breaking the hair-thin glass fibers.

Electronically, the fiber-optic transmitters and receivers have graduated

from AM to FM to digital modulation. Optically, we have advanced from low-power LED sources to efficient laser diodes. Signal transmission now employs time-division and wavelength-division multiplexing instead of the noise-prone analog subcarrier audio techniques used in the past.

Today's systems handle virtually every signal found in remote broadcasting.

When the telecommunications industry made a wholesale changeover from multimode to single-mode fiber in 1981-82, a number of more efficient connectors emerged, including AT&T's threaded, keyed biconic plastic connector, which was succeeded in the mid-1980s by their keyed, bayonet-style ST connector. The ST's ceramic ferrule ensured nearly perfect, repeatable intermating of either multimode or single-mode fibers and became an important connector for premises applications.

For most field applications, a multifiber cable is required. Typical are the four-fiber and 12-fiber tactical military cables used in network news and sports remotes. Terminating these cables with ST connectors means fanning out the cable into up to a dozen vulnerable, individual fiber arms. Inevitably, these relatively flimsy breakout arms get damaged. Thus comes the need for the multifiber connector.

At Telecast, we realized early on that the viability of our business depended on a reliable multifiber connector, and in the early 1990s, there were only a few companies working on such a product. Packard-Hughes developed a line of so-called hermaphroditic connectors for the U.S. Army, and these connectors were literally battlefield proven. The fit with Telecast's mission was obvious: These connectors were intended to be deployed quickly under rigorous conditions by

semi-skilled troops and survive in virtually all environments.

A major feature of these connectors was the fact that they could never be deployed in the wrong direction; they were genderless. Unlike a triaxial cable, which has a male end and a female end, half of the hermaphroditic

connector's contacts are male pins, and half are female sockets. The fibers within the cable cross over from pin on one end to socket on the other. Therefore, both ends are identical, and the cable will always be pulled in the proper direction. Because the two ends directly intermate, there is no need for couplers or barrels between cables. The Delphi connectors are rated for thousands of repeated matings without damage.

Spurred in large part by the burgeoning demand for high-bandwidth digital television, the role of fiber optics in mobile field production is growing rapidly. The assemblage of all the right parts was a joint effort by several key manufacturers. The creation of the standard was the result of years of field experience by hundreds of forward-thinking broadcast professionals. And now, the long-awaited definition of the standard fiber-optic connector points in a clear direction for broadcasters and venue owners alike. ■

Richard A. Cerny is the president of Telecast Fiber Systems.



Shown here, a four-channel hermaphroditic connector from Delphi, which was approved as the SMPTE standard all-fiber connector.

IN ADDITION

To learn about the changes in cable construction and the evolution of fiber, visit our Web site at www.broadcastengineering.com, and click on Applied Technology.

Power **printed beyond the** **word.**

Our ability to help
you solve business
problems extends
beyond the great
editorial in
this publication...

PRIMEDIA
Business Magazines & Media
PrimediaBusiness.com

Power



E-Mail Newsletters.

Get the news you need, as it happens. Sign up for a subscription to one of our e-mail newsletters. Go to PrimediaBusiness.com and click on "I want to subscribe to a newsletter." Or, sponsor one of our targeted newsletters to reach buyers in your market. Contact Rob Shore (rshore@primediabusiness.com or 212-204-2622).

Amplified coverage.

Every Primedia Business
publication has a Web
site with relevant news and
additional resources. Go to
PrimediaBusiness.com
and click through to the
publications you're
interested in.



beyond

the

Supplier Directory.

Find a product or service
in our multi-industry
Supplier Directory. Go to
PrimediaBusiness.com
and click on the Supplier
Directory link.





**Custom online
“special reports.”**

Our editorial content and
your sponsorship can help
you increase your sales.

Contact Christina Julian
(cjulian@primediabusiness.com
or 212-204-1411).

printed

word

Banners.

Properly created and targeted Web banners can actually be incredibly effective.

Target by audience or content. Contact Rob Shore (rshore@primediabusiness.com or 212-204-2622).





Industry news, delivered.

Get the latest industry-specific news automatically delivered fresh to your corporate Web site, intranet or extranet. Go to PrimediaBusiness.com and check out Primedia Insight newswire.

Power beyond the printed word.

We can connect you with the exact buyers you're looking for or bring you the information you need to win in today's markets. Click or call today to tap into the power of Primedia Business.

PRIMEDIA
Business Magazines & Media

PrimediaBusiness.com



Television automation

BY JOHN LUFF

There was a time in radio broadcasting when decisions were made on the spur of the moment about what the day's programming would consist of. Disc jockeys still have some autonomy today, but the consolidation in the broadcast business has probably limited that as well. Due to increased complexity, the broadcast schedule has become the ruler of the day. And as the cost of doing business has risen in our industry, automation has become one of a few areas explored in an effort to curb labor costs.

In the television business, true automation has not been possible for very long. Skilled technicians were once needed to load and cue quad tape. At that time, automation was at most a way to start devices that were highly manual in nature. No time code existed to permit cueing under computer control, and running a quad tape without a technician to adjust it would have been a recipe for disaster. Until modern microprocessor-based systems became available, automation tended to be quite proprietary to manufacturers of robotic videotape playback systems and master control switchers. How things have changed!

For a simple automation requirement,

"server automation" is available for under \$20,000 that can process air logs from most traffic systems, ingest material from videotape recorders, and control server playout and a simple cut-only switcher for output of the assembled program stream. Such a system, however, will not get you through the DTV transition without upgrades.

For more complex requirements, you

developed by either SMPTE or one of a small number of manufacturers that have developed proprietary solutions that have been offered as open standards to the industry.

Some automation systems use separate computers for individual software-controlled operations. For instance, one program and computer may be used for media preparation, another computer

Automation has become one of a few areas explored in an effort to curb labor costs.

can purchase a system that adds to the number of controlled devices. As that number grows, so does the cost and, to a degree, the complexity.

When picking an automation system, one must consider the initial cost and decide whether to use software that is licensed and requires an annual license renewal cost or a product with a one-time fee and a maintenance fee for upgrades and manufacturer support.

Device control can be handled with control hardware in the PC running the system or with stand-alone device control engines that receive commands to find, cue and play media from the central system. The latter then operate autonomously to execute the command and report back when they have accomplished the task. Some manufacturers' device engines have storage for a number of events, which allow the system some independence in the event of LAN/WAN difficulty.

The control language is generally based on a protocol


may run the master database of media and events, and a third might control the air schedule itself.

Evaluating automation options should be done in concert with the business side of the station. The capabilities of traffic to support output in a form useful to a specific automation system is important. While cost is always important these days, if centralized operations are in your future you should bring in experts from other parts of the company, or outside experts, to ensure that the decision is one that will work for the long haul. Listen carefully to arguments from automation vendors about traffic interface, brand and topology for servers, and archive and asset management strategy; but in the end, broadcasters know their own operations best and should heed their own advice. ■

John Luff is vice president of business development for AZCAR.

IN ADDITION

For expanded discussion of the factors you should take into consideration when purchasing an automation system, visit our Web site, www.broadcastengineering.com, and click on Technology in Transition.



Encoda provides asset management solutions that create integrated workflows for every type of facility, as well as new media operations.

New Products

CLASSIC "ON-AIR" LIGHT

CBT Systems On-Air light: features traditional sand casting, buffed aluminum housing and plexiglass lens; installs on a standard 2-gang j-box; optional legends and flasher module available; offers a full studio and control room lighting control system that interfaces to switcher and audio production consoles' status and tally indicators; 858-536-2927; fax: 858-536-2354; www.cbt-net.com.

Circle (350) on Free Info Card

TRAFFIC MANAGER

Telestream FlipFactory TrafficManager:

automates process of receiving, managing and moving content; has a single aggregation point for incoming media from various digital media delivery services and/or local sources; standardizes the workflow process: receipt, notification, tracking, previewing, reformatting and redistribution; reduces handling and intervention by station personnel; includes direct file transfer at whatever encoded bit rate is suitable for station operation; eliminates the need to make a lot of duplications; 530-470-1300; fax: 530-470-1301; www.telestream.net.

Circle (351) on Free Info Card



SUITCASE SATELLITE SYSTEM

SWE DISH Satellite Systems AB

SWE DISH IPT Suitcase: IP-based solution allows live transmission of full broadcast quality TV and radio from almost anywhere; has a motorized and fully automated set-up; includes an inbuilt GPS and flux-gate compass for fast, trouble-free positioning; generates full broadcast quality transmission ready encoded for immediate distribution via broadband to almost anywhere in the world at up to 2 Mbit/s; quick deployment, performance and convenience makes it ideal for broadcasting from difficult locations; operates from 24 V DC or main power extending its flexibility; 46-8-587-950-00; fax: 46-8-587-950-05; www.swe-dish.com.

Circle (352) on Free Info Card



DIGITAL MIXING CONSOLE

Sony DMX-R100: mixer is designed for professional recording studio and audio post production applications; optional I/O cards are available to allow the console to interface with a number of digital audio recorders; features full 5.1 surround capability; 800-686-SONY; 201-930-1000; fax: 201-930-4752;

www.sony.com/professional

Circle (353) on Free Info Card



ASSET MANAGEMENT SOFTWARE

Miranda Technologies MediaWorks Version 1.4: software combines asset management, recording automation, proxy browsing and marking functions; incorporates new browser features such as a "List Asset" button, a shuttle/job knob and audio control for both browser and ingest windows; a mark list may now be exported as an EDL even while content is in the recording process; allows for copy, cut and paste functions to be available for any of the metadata fields of the data model; 514-333-1772; fax: 514-333-9828; www.miranda.com.

Circle (354) on Free Info Card

"GOLDEN DAVE" SWITCHER

Snell & Wilcox "Golden Dave" ME Standard Definition Switcher: offers digital video effect options; includes internal storage for up to 9,000 uncompressed stills; turns 2 1/2 ME SD2524 into a four ME system; allocates four states between two ME's; generates 12 individual tiles with full lighting effects; can assign to a source or bus;

408-260-1000; fax: 408-260-2800; www.snellwilcox.com.

Circle (355) on Free Info Card

AUTOMATION SYSTEM SOFTWARE

Thomson Multimedia version 6.60: increases the number of ports supported per video server from 10 per server to 100 per server; applies a dual tone multi-frequency timeout enhancement for late or missing DTMF cue tones; allows users to specify device control layer time delay for each MSL; added support for DVE master control switching effects; remote client status has been enhanced for remote automation and central-casting operations; 619-689-0880; fax: 619-689-0882; www.thomson-multimedia.com.

Circle (356) on Free Info Card



DIGITAL NEWS-ROOM SYSTEM

Avid Unity for News: provides a shared storage and networked environment for iNews, NewsCutter and AirSPACE technologies; also features MediaManager and TransferManager to allow for finding and moving media assets with the click of a mouse; 800-949-AVID; fax: 978-640-1366; www.avid.com

Circle (357) on Free Info Card



ATSC BROADCAST MODULATOR

Zenith Electronics ATSC digital television modulator: offers efficient migration path to digital TV broadcasting; occupies about one-fourth rack space; creates an 8-VSB Trellis encoded signal from an ATSC MPEG encoded bit stream; modulated signal uses a standard 44 MHz intermediate frequency output which can be upconverted; enhanced features allow linear and non-linear pre-correction for amplitude and phase errors; 847-391-7000; fax: 847-391-7253; www.zenith.com.

Circle (358) on Free Info Card

Performance Power Efficiency

Ask anyone and they'll tell you the same thing: The **K2 IOT** sets the standard by which other IOTs are made. Why? It's simple. Years of experience have produced the best IOT. Our unique, field-proven design features simple, user-friendly tuning right on the front of the subsystem. Engineered for long life and broadcasting's highest efficiency, you don't even have to disconnect the power or cooling water to replace it. Sure we're an Emmy winner for technical achievement. But we've kept our focus on engineering the simplest and most reliable tools in the industry - so you can focus on the more important things in life. **Plug it in!**



A Division of

CPI Wireless Solutions

301 Industrial Road

San Carlos, CA 94070

tel 650.592.1221

fax 650.592.9988


email iot@eimac.cpii.com

www.eimac.com



ISO 9001 Certified . Made in USA

Circle (135) on Free Info Card



Digital Video Conversion and Interface Products by AJA Video

PCI Cards

HD-NTV PCI Bus HD-SDI Video Interface/Framestore	\$7900
SD-NTV PCI Bus SDI Streaming Video Interface	\$2,395

Miniature Converters

HD10C HD-SDI D/A Converter w/SVGA Mode*	\$2,495
HD10M HD Analog to NTSC Monitoring Downcnvrtr.*	\$ 800
D10C SDI to Component Analog Converter, 10-bit *	\$ 800
D10A Component Analog to SDI Converter, 10-bit*	\$1,200
D4E Serial Encoder, SDI to NTSC/PAL or Y/C*	\$ 250
D5CE Serial Encoder, SDI to NTSC/PAL /w Component*	\$ 375
D5D Decoder, 3-line Comb Filter, NTSC/PAL to SDI*	\$ 595
DWP Power Supply, 110 Volt (*requires power supply)	\$ 40

Rack Mount Products

R20D Decoder, 5-line Comb, NTSC/PAL to SDI, 10-bit	\$1,300
R20E Encoder, SDI to NTSC/PAL or Component, 10-bit	\$1,300
FSG Frame Sync/Genlock Module (fits R20E/D Cards)	\$ 600
R44E Four Channel SDI to NTSC/PAL Converter	\$ 990
RD5AD Dual Universal A/D Converter NTSC/PAL or Component to SDI	\$1,600
RD5CE Dual Universal D/A Converter SDI to NTSC/PAL or Component	\$1,300
R5CE Universal Monitoring Distribution Amp, 1X4	\$ 590
FR1D 1-RU, Forced-Air Cooled, 4-Slot Frame, Dual Power Supply	\$ 895
FR2D 2-RU, Forced-Air Cooled, 10-Slot Frame Dual Power Supply	\$1,490

www.aja.com
toll free 800-251-4224
international 530-274-2048

AJA VIDEO

Circle (136) on Free Info Card

TELEVISION DE-MODULATOR

Tektronix DS1001G Television

Demodulator: designed to remove picture "ghosts" caused by RF signal reflections; uses a specialized ghost canceling reference signals which are pre-inserted into television signals by broadcasters; technology is integrated into a ½ rack width, 1 rack-unit high package; 800-835-9433;

www.tektronix.com.

Circle (359) on Free Info Card

DIGITAL LOW POWER TRANSMITTER

Thales Broadcast and Multimedia Affinity Digital Low Power Transmitter

a complete broadcast station; available from 10 to 400 watts average (RMS) output power; fully compatible with the DVB-T and ATSC standards; features advanced embedded software for alignment and system management; includes AffinityView, which provides complete transmission system visibility, remote monitoring and control of multiple Affinity transmission stations; software setup and control via front panel RS-232 communication ports; single chassis design for rack savings; built-in RS-484 network hardware; built-in diagnostics with front panel status display; 413-569-0116;

fax: 413-569-0679;

www.thomcast.thomson-csf.com/.

Circle (360) on Free Info Card

THREE PHASE UPS

Staco Energy Products TreStar SX Series

a three-phase UPS system designed to offer protection with diagnostics and advanced circuitry; front panel gives access to 15 measurements and 33 different alarms; has an automatic system's bypass with manual isolation switch, an isolated redundant ready separate bypass feed and an internal maintenance bypass; advanced battery diagnostics provide a high level of protection against overheating, deep discharge and low current damage; includes a standard internal battery and optional external battery cabinets; 937-253-1191; fax: 937-253-1723;

www.stacoenergy.com.

Circle (361) on Free Info Card

MODULAR COMPONENT CONSOLES

Utilizing pre-engineered components to provide "the custom look without the custom price"

SETTING NEW STANDARDS OF EXCELLENCE, ENGINEERING & DESIGN

CALL **1 • 800 • 735 • 2070**

Or Contact Your Local Forecast Distributor

www.forecast-consoles.com

Circle (137) on Free Info Card

WORKING YOUR SHIFT IN ANY OTHER CHAIR MAY CONSTITUTE A MEDICAL EMERGENCY.



Designed to achieve maximum user comfort and long-term reliability Domore sets the standard for your industry... with a history to prove it, 24 hours a day, 7 days a week. Most notably, Domore 24-7s exceed the specifications for the only test of Intensive Use accepted by the U.S. Govt., and it's all achieved in high style and superior ergonomic comfort.



The 3312 HB for Intensive Use.

2400 Sterling Avenue, Elkhart, Indiana 46516 219.293.0621 Fax:219.294.6176

domoredo3.com email:info@domoredo3.com

Circle (138) on Free Info Card

United States Postal Service

Statement of Ownership, Management, and Circulation

1. Publication Title Broadcast Engineering	2. Publication Number 0007-1994	3. Filing Date 9/27/01
4. Issue Frequency Monthly - except semi-monthly in December and June	5. Number of Issues Published Annually 14	6. Annual Subscription Price Free To Qualified
7. Complete Mailing Address of Known Office of Publication (Not printer) (Street, city, county, state, and ZIP+4) Primedia Business Magazines & Media 9800 Metcalf Ave. Overland Park, KS 66212 (Johnson County)		Contact Person Gayle Grooms Telephone 913-867-1831
8. Complete Mailing Address of Headquarters or General Business Office of Publisher (Not printer) Dennis Triola, Primedia Business Magazines & Media 9800 Metcalf Ave. Overland Park, KS 66212 (Johnson County)		
9. Full Names and Complete Mailing Addresses of Publisher, Editor, and Managing Editor (Do not leave blank) Publisher (Name and complete mailing address) Dennis Triola, Primedia Business Magazines & Media 9800 Metcalf Ave. Overland Park, KS 66212 (Johnson County) Editor (Name and complete mailing address) Brad Dick, Primedia Business Magazines & Media 9800 Metcalf Ave. Overland Park, KS 66212 (Johnson County) Managing Editor (Name and complete mailing address) None		
10. Owner (Do not leave blank. If the publication is owned by a corporation, give the name and address of the corporation immediately followed by the names and addresses of all stockholders owning or holding 1 percent or more of the total amount of stock. If not owned by a corporation, give the names and addresses of the individual owners. If owned by a partnership or other unincorporated firm, give its name and address as well as those of each individual owner. If the publication is published by a nonprofit organization, give its name and address.) Full Name (Complete Mailing Address) Primedia Inc. 745 Fifth Avenue New York, NY 10151 USA		
11. Known Bondholders, Mortgagees, and Other Security Holders Owning or Holding 1 Percent or More of Total Amount of Bonds, Mortgages or Other Securities. If none, check box. <input checked="" type="checkbox"/> None		
Full Name Complete Mailing Address None		
12. Tax Status (For completion by nonprofit organizations authorized to mail at nonprofit rates) (Check one) The purpose, function, and nonprofit status of this organization and the exempt status for federal income tax purposes <input type="checkbox"/> Has Not Changed During Preceding 12 Months <input checked="" type="checkbox"/> Has Changed During the Preceding 12 Months (Publisher must submit explanation of change with this statement)		

PS Form 3526 (Facsimile), October 1999

13. Publication Title Broadcast Engineering	14. Issue Data for Circulation Data Below	
	Average No. Copies Each Issue During Preceding 12 Months	No. Copies of Single Issue Published Nearest to Filing Date
a. Total Number of Copies (Net press run)	38,848	38,577
b. Paid and/or Requested Circulation (Sum of 1b (1), (2), (3), and (4))	33,877	33,776
(1) Paid/Requested Outside-County Mail Subscriptions (Based on Form 3541) (Include advertiser's proof and exchange copies)	0	0
(2) Paid In-County Subscriptions (Based on Form 3541) (Include advertiser's proof and exchange copies)	0	0
(3) Sales Through Dealers and Carriers, Street Vendors, Counter Sales, and Other Non-USPS Paid Distribution	1,439	1,524
(4) Other Classes Mailed Through the USPS	0	0
c. Total Paid and/or Requested Circulation (Sum of 1b (1), (2), (3), and (4))	35,316	35,300
d. Free Distribution by Mail (Sum of 1d (1), (2), and (3))	1,806	1,837
(1) Outside-County as Stated on Form 3541	0	0
(2) In-County as Stated on Form 3541	0	0
(3) Other Classes Mailed Through the USPS	0	0
e. Free Distribution Outside the Mail (Carriers or other means)	686	750
f. Total Free Distribution (Sum of 1d and 1e)	2,492	2,587
g. Total Distribution (Sum of 1c and 1f)	37,808	37,887
h. Copies not Distributed	1,041	690
i. Total (Sum of 1g and 1h)	38,848	38,577
j. Percent Paid and/or Requested Circulation (1c Divided by 1g times 100)	93.4%	93.2%

16. Publication of Statement of Ownership
 Publication required. Will be printed in the **December** issue of this publication. Publication not required.

17. Signature and Title of Editor, Publisher, Business Manager, or Owner
Gayle Hutchens Grooms, Circulation Manager **9/26/01**

I certify that all information furnished on this form is true and complete. I understand that anyone who furnishes false or misleading information on this form or who omits material or information requested on the form may be subject to criminal sanctions (including fines and imprisonment) and/or civil sanctions (including civil penalties).

Instructions to Publishers


- Complete and file one copy of this form with your postmaster annually on or before October 1. Keep a copy of the completed form for your records.
- In case where the stockholder or security holder is a trustee, include in items 10 and 11 the name of the person or corporation for whom the trustee is acting. Also include the names and addresses of individuals who are stockholders who own or hold 1 percent or more of the total amount of bonds, mortgages, or securities of the publishing corporation. In item 11, if none, check the box. Use blank sheets if more space is required.
- Be sure to furnish all circulation information called for in item 15. Free circulation must be shown in items 15d, e, and f.
- Item 15h, Copies not Distributed, must include (1) newspaper copies originally stated on Form 3541, and returned to the publisher, (2) unsolicited returns from news agents, and (3) copies for office use, leftovers, spoiled, and all other copies not distributed.
- If the publication had Periodicals authorization as a general or requester publication, this Statement of Ownership, Management and Circulation must be published. It must be printed in any issue in October or if the publication is not published during October, the first issue printed after October.
- In item 16, indicate the date of the issue in which the Statement of Ownership will be published.
- Item 17 must be signed.

Failure to file or publish a statement of ownership may lead to suspension of Periodicals authorization.

PS Form 3526 (Facsimile), October 1999 (Reverse)

HIRE THE #1 DIGITAL TV ENGINEER IN AMERICA DIRECT NOW.

Install. Test. Service. Train. Support. Remote and On-Site Maintenance. The DTV transmitter experience and expertise of Mark Hills is unrivaled. Do digital right the first time. Let Mark Hills keep your DTV downtime to the minimum. Call today at (800) 270-7050 or refer to our website for testimonials and further information. Represented exclusively by s2one.



s2one
www.s2one.com

Circle (139) on Free Info Card

www.bhphotovideo.com

Fast, easy to use search tool.
Enter brand, catalog or
B&H item number in
the search box and
you'll find your
product in a flash.

Instantly access
over 130,000
items from more
than 1,600
brands. You will
also find new
products here first, as
well as used and
collectable alternatives.



The latest and most up to
date prices, promotions
and rebates on most
products. The latest
and most up to
date product
availability.

Access the
latest industry
news, links to
manufacturers,
articles and other
informational and
educational content,
plus free lessons.

The B&H on line SuperStore That's open 24 hours for your convenience.



When In New York Be Sure To Visit Our SuperStore

**WE WILL BE CLOSED ON:
February 26, 2002**



420 Ninth Ave.
Between 33rd & 34th Streets,
New York, N.Y. 10001

For Orders Call:
800-947-9928 • 212-444-5028
or Fax (24 Hours):
800-947-7008 • 212-239-7770

Store and Mail Order Hours:
Sun. 10-5, Mon. thru Thurs. 9-7
Fri. 9-1, Sat. Closed

We Ship Worldwide

Store & Mail Order Hours:
Sunday 10-5 • Monday - Thursday 9-7
Friday 9-1 • Saturday Closed

Telephone Orders: 800-947-9928 • 212-444-5028
Fax Orders (24 hrs): 800-947-7008 • 212-239-7770



www.bhphotovideo.com



SONY
DSR-250 3-CCD DV & DVCAM

Introducing everything you need in an event camera and more. The new completely digital DSR-250 from Sony is a high image quality reduced size camcorder which has been optimized for shooting events and parties. Every feature you could want is included in this revolutionary acquisition tool.

- Flip out 2.5" 200,000 dot LCD monitor, finally available on a professional camera • Time date stamp • Soft shoulder pad
- Advanced optical stabilization allowing for a high quality digital zoom out to 24x, with a maximum digital zoom out to 48x
- Assignable time code (Rec Run, Free-run, User-bit)
- Digital in/out (IEEE1394) and analog in/out
- Still image capture onto memory stick - Upload graphics from memory stick or USB adapter, software included
- Phantom 48V power • Built in speaker • Directional microphone in pro mic holder, 2 XLR audio inputs
- Wireless remote
- Built in edit controller. Equipped with an i.LINK interface, allowing camcorder to serve as edit player or recorder
- External 12V supply/Connection for light. The DSR-250 is equipped with light output (DC 12 V, maximum 30 watts)

- 1/3 inch x three 380K pixel (effective 340,000 pixels) CCD's allow two scanning modes: 480 progressive (still) or interlaced (for video) • One touch auto focusing in manual focus mode
- 530 lines of horizontal resolution
- Switchable aspect ratio 4:3 (TV mode) or 16:9 (Movie mode)
- DXF-801 high resolution 1.5" black & white viewfinder (same as on DSR500/1 & DXC-D35) enables easier focusing. Automatically switches from 4:3 aspect to 16:9
- 58mm lens with 12x optical zoom
- Records in DVCAM or DV, standard tapes or mini. Up to 270 minute recording in DV mode onto a 184 min. DVCAM tape.
- Manual or automatic functioning: Focus, Iris, Shutter-speed, Zoom, Gain (3 positions and memory)



DSR-300A
3-CCD Digital (DVCAM) Camcorder


The affordable DSR-300A actually extends operational convenience with a range of new features and peripheral products. Remarkably compact and lightweight, the improved DSR-300A provides high mobility without compromising picture quality and can be held comfortably on your shoulder through the longest shoots and gives videographers the ability to acquire their footage quickly and easily.

- The DSR-300A has three 1/2" Power HAD CCDs to deliver 800 lines of horizontal resolution, 62dB S/N ratio and high sensitivity of F11 at 2000 lux
- With built-in 26-pin VCR interface, they can feed composite or S-Video output signals to an external recorder for parallel or back-up recordings, VCR recording modes including Parallel, Internal (only) and External (only) are selected via the trigger switch positioned on the operational panel
- LSI Digital Signal Processor (the very same one used by the DXC-D30 cameras) for a high signal-to-noise ratio of 62 dB
- Both mini cassettes (PDVM series) and standard cassettes (PDV series) can be used with the DSR-300A. With PDV-184MF (standard), a maximum recording time of 184 minutes can be achieved. They can also play back tapes recorded in the consumer DV format
- For operational convenience while shooting, the Time Code is superimposed on the viewfinder screen or MONITOR OUT screen, even during playback
- DXF-801 viewfinder featuring variable peaking, 3 level tally light and a white LED light with 2 levels of intensity to illuminate the lens setting • IEEE1394 i.Link (out only)

DSR-500WSL
2/3" 16:9 3-CCD (DVCAM) Camcorder

The DSR-500WSL camcorder gives the video journalists the ability to acquire footage quickly and easily because the required functionality and performance was packed into this camcorder. In the meantime, the next generation widescreen TV's have been introduced and the demand for video material in widescreen (16:9) has greatly increased not only in broadcasting, but also in the event production and corporate communications market. To meet this demand, Sony offers this Widescreen Digital Camcorder. The DSR 500WSL offers outstanding picture quality by adopting full Digital Signal Processing and three 2/3-inch (520K) Power HAD WS (Wide Screen) CCDs which are specifically designed for a 16:9 aspect ratio, switchable to 4:3 full screen. The camcorder

extends the mobility, operational convenience and system flexibility with a range of peripheral products. Built-in digital output of the i.LINK interface for backup and simple field editing is just one example. Technological advances in Sony DSP and CCD Technologies, many powerful options and a convenient low price-point make the DSR500WSL a formidable tool for a wide range of applications.



DXC-D35/D35WS
Dockable (DVCAM) Camcorder

The DXC-D35/D35WS cameras are designed to the highest specifications, providing unprecedented video quality in this price range. The DXC-D35 is at home in the studio or field, docking directly to a host of backs including Betacam SP and DVCAM, as well as studio backs and viewfinders. The highly adjustable picture means that these cameras are ideal for capturing detail in low or changing light, as well as compensating for peoples skin flaws while keeping the rest of the image sharp. DXC-D35WS is switchable 4:3 to wide screen 16:9 ratio.

The DXC-D35WS camera is the latest Sony digital camera designed to the highest technological standards. With the proven Sony DSP technology combined with Sony high performance 16:9 CCD's. This high standard was previously held by the DXC-D30 series now being replaced by the NEW DXC-D35 series. DXC-D35 series feature a new Prism Assembly, new Pre-Amplifiers, new DSP Software and a new Digital Encoder resulting in astounding performance. The DXC-D35WS camera fully interfaces with Sony's CCU-TX7 Wideband Component Triax System. It provides 8 set-up files (3 user) as a stand alone. 16 additional scene files (all user settable) are available when combined with the RCP-TX7 remote control panel. The DXC-D35WS is equipped with three 2/3" IT Power HAD CCD's switchable between 16:9 and 4:3 aspect ratio's. The camera docks to DSR-1 DVCAM and DNV-5 Betacam SX recorders for digital video recording, or PVV3 and

- BVV-5 Betacam SP recorders for analog recording
- 880 TV lines of resolution for DXC-D35
- 850/800 TV lines for D-35WS • Two REC tally lamps
- DXF-601W New Viewfinder: Switchable 16:9 to 4:3
- VF lens light with on/off switch • 3 level Tally light
- Display characters on/off switch • Take Tally
- Horizontal and Vertical peaking • Die cast aluminum
- Better flare compensation • DynaFit shoulder pad
- Lower minimum illumination (0.25 lux with HyperGain)
- Better color reproduction at high gain
- Improved dark detail and contrast • New preamplifier, prism and encoder • Better performance at overloads
- Reduced noise at Gain Up • Variable color temperature adjust
- Adjustable 4:3 safety zone when at 16:9
- New HyperGain mode of 42dB Gain
- Aspect ratio select from Main Menu

JVC

GY-DV500U
1/2-inch 3-CCD Professional DV Camcorder

The GY-DV500 combines the convenience and cost-effectiveness of Mini DV with the performance and features you need. Incorporate three 1/2-inch 380,000 pixel IT CCDs for superior picture performance (equivalent to 750 lines of resolution) superb sensitivity of F11 at 2000 lux and minimum illumination of 0.75 lux (LoLux mode). Rugged construction with a rigid diecast magnesium housing, extremely portable, compact and light weight (less than 11 lbs. fully loaded). Additional features like the menu dial and Super Scene Finder assure ease-of-use and shooting flexibility, while the IEEE1394 and RS-232 interface allow integration into various non-linear and post-production systems. A professional camcorder in every sense, the compact, lightweight GY-DV500 redefines acquisition for corporate, educational, cable and broadcast production, as well as wedding videography and multimedia applications.



GY-DV550U
1/2" 3-CCD DV Camcorder

Introducing the Versatile GY-DV550U from JVC. Designed by professionals, for professionals, the GY-DV550 is the world's first DV camcorder to offer studio camera capability. Thanks to the built-in 26-pin interface, you can connect the GY-DV550 to a CCU for remote-controlled studio operation or backup recorder in the field. But that's not all. It also comes with pool feed input/output, so you can transfer image data back and forth to another camera or camera, making it ideal for special

shooting situations such as press conferences, exclusive interviews, and sporting events. Record isolated camera views (ISO-Cam) during a live multi-camera shoot, making it ideal for parallel shooting at live concerts and other events. Naturally, we've made sure the GY-DV550 is equipped with all the other capabilities you need, including a standard 1/2-inch bayonet mount for use with a great diversity of professional lenses, bidirectional IEEE 1394 (NTSC), two 48 kHz 16-bit digital PCM audio channels, and a built-in SMPTE or 3U timecode reader/generator, as well as XLR microphone inputs, audio outputs, headphones output, and both composite and Y/C outputs. Maximum versatility, top-level performance, and superior cost-efficiency make the GY-DV550 the smart solution for producers who need a camcorder capable of doing double-duty in both the studio and the field.


- Ready for EPF remote control (RM-LP57/LP55) The EPF remote connects directly to the GY-DV550 for precise control over the video parameters
- Return video output for Tele-Prompter Tele-Prompter capability assures full support for studio program production
- Genlocking function To meet the demand for systemization, the GY-DV550 is equipped with a genlocking function that includes SC lock to assure high-resolution pictures

State-of-the-art 1/2" 3-CCD image pickup Incorporates three 1/2" 380,000 (NTSC)/440,000 (PAL) pixel interline-transfer CCD's. Each CCD is equipped with highly advanced circuitry that eliminates vertical smear when shooting bright lights in a dark room. Lag and image burn are also reduced to indiscernible levels, while high sensitivity of F11 at 2000 lux assures creative flexibility and simplifies lighting requirements.

Panasonic
AJ-D610WA
2/3" 16:9 IT-3CCD DVCPRO Camcorder

The AJ-D610WA is an affordable DVCPRO camcorder which combines three high sensitivity 2/3" CCD's with digital component technology to create a true broadcast recording. The AJ-D610WA is switchable between 16:9 and 4:3 aspect ratios. A built-in PCMCIA card slot makes it quick and easy to adapt the camera to different shooting conditions. Features Super Gain, Super Iris, and Digital Signal Processing (DSP). The AJ-D610WA can operate with a minimum illumination of 0.5 lux (F1.4, +36 dB Gain), and resolves 750 lines of resolution

- The AJ-D610WA has three high density (520,000 pixels) 2/3" CCD's. The CCD's feature a large light collecting area that gives the camera a S/N ratio of 63 dB plus a sensitivity of f11.0 @ 2000 lux
- The Digital Signal Processing (DSP) helps to deliver a very high quality picture. The user has the ability to adjust different parameters of the camera to accommodate any situation.
- A PCMCIA card slot is built into the operational side of the camera, allowing the set-up (DSP) data to be saved. The saved set-up data can be used to reset the camera parameters



- The optional AJ-YAP900P Picture Link Board is part of an exclusive Panasonic production data information system which stores shot logging in camera memory and records it on tape during the eject cycle. The logging information can be read by Panasonic's newsBYTE DVCPRO native nonlinear news editing system
- Exceptional resolution of 750 horizontal lines.
- A Super Gain feature is available to boost gain by a full +30 dB or +36 dB for high quality shooting in low light, making it possible to shoot as low as 0.5 lux (F1.4, +36 dB)
- An optional Digital Triax for studio or mobile use is available. • A six speed electronic shutter (1/100 to 1/2000 sec) features Synchro Scan to match the frequency of a computer monitor.



SONY
DNW-9WS
2/3" 16:9 IT-3CCD
Betacam SX Camcorder

Equipped with three 2/3 inch 16:9/4:3 switchable Power HAD 1000 16:9 IT CCD's. Designed as a cost effective camcorder to help bridge the transition from 16:9 to 4:3, yet it still maintains a high performance and high mobility. The DNW-9WS weighs less than 14 lbs. including a battery, tape, viewfinder and lens. Includes an integrated slot for the optional WRR-855A wireless audio receiver.

Pickup Device: 2/3" IT Power HAD 1000 16:9 x 3
 Picture Elements: 1038(H) x 504 (V)
 Filters: Clear, 563K + 78 ND, 5600K, 5600K + 1/64 ND



Telephone Orders: **800-947-9928**
212-444-5028

Fax Orders (24 hrs): **800-947-7008**
212-239-7770



SONY

DSR-1500 DVCAM Studio Editing Recorder



DVCAM becomes more and more flexible with the introduction of this brand new, half-rack width studio editing deck. The DSR-1500 boasts studio editing function capability in a compact size. The new DSR-1500 incorporates the same innovative, high standard technology featured in the DSR-2000.

The space-saving size makes the DSR-1500 ideal for installations in OB vehicles and desktop editing systems.

- SDI interface ensures a migration path to Digital Betacam™, Betacam SX™ and SDI-based systems.
- SDTI (QS/SDI) and i.LINK IEEE-1394 interfaces enable a high quality, virtually lossless transfer with DV compression based systems.
- Compatibility to consumer DV (SP mode only) and DVCPRO 25 format recordings in addition to DVCAM, automatically accommodate all cassette sizes without the need for an adaptor.
- Analog input interface board which includes composite, composite and S-Video is also available as an option.

DSR-1600/1800 DVCAM Studio Editing Player/ Recorder



The DSR-1600 is a studio editing player, and the DSR-1800 is a studio editing recorder. Both incorporate innovative technology at an affordable price. Excellent playback of all DV based (25 Mbps) formats and cassette sizes is possible without the need of an adaptor. A jog/search dial is standard, including jog audio. A variety of option boards are available for SDI, SDTI, and i.Link outputs.

They both provide two selectable audio channel modes: Two channels of 16-bit (48 kHz) Four channels of 12-bit (32 kHz). PCM Digital Stereo recording is used in both modes to ensure superb audio performance with a wide dynamic range and excellent signal-to-noise ratio.

- Automatically adjust for playback of any DV based format, including DV (SP only), DVCAM or DVCPRO 25.

DSR-2000 DVCAM Editing Recorder



The DSR-2000 is a highly flexible DVCAM studio deck designed for demanding ENG editing. It can playback all DV (25 Mbps) based formats, including two consumer DV formats (Standard and Long Play), as well as all types of DVCPRO tape as an editing source, without any mechanical tape adaptors. Equipped with audio/video pre-read editing and includes a Jog/Shuttle dial that allows two-machine editing. A SMPTE standard MPEG SDTI-CP interface option is available for the DSR-2000 to output an MPEG stream in addition to the optional i.LINK interface. This allows the DSR-2000 to seamlessly link to Betacam SX and other MPEG-based video equipment by means of SDI, i.LINK and MPEG SDTI-CP.

DSR-11 Compact DVCAM VTR



Compact desktop DVCAM recorder. This VTR provides a powerful and cost-effective option for NLE editing systems. Provides basic VTR features, along with an i.LINK (IEEE1394) interface and is compatible with both NTSC and PAL color systems. Designed to be used in either a horizontal or vertical position; A footprint of only 2 3/4" in the vertical position.

- The DVCAM format uses 8-bit component digital recording at 25 Mbps, with Intra-frame 5:1 compression, 500 lines of resolution and 4:1:1 color sampling. A 15 micron track pitch provides superior picture quality, superb multi-generation capability and production flexibility. Two 1/4" ME cassette sizes are available. Standard and Mini.
- Plays and records either a DVCAM format signal or a DV format signal. • Both Mini and Standard size cassettes can be used with the DSR-11 without the need of an adaptor

- Play or record in either the NTSC or PAL color systems.
- Equipped with a 4-pin i.LINK (IEEE-1394) interface, for lossless transfer of digital video and audio information with other IEEE-1394 equipped devices. The single 4-pin i.LINK cable can be connected to MAC or PC based NLE systems or to another VTR for degradation-free editing.
- DV EE (electronics to electronics) Out: Analog input signals can be converted into digital signals, and can be simultaneously output from the i.LINK interface.

UVW-1200/UVW-1400A Betacam SP Player • Player/Recorder



The UVV-1200 and UVV-1400A are non-editing VCRs which deliver Betacam SP quality and offer features for a wide range of playback and recording applications. RGB and RS-232 interface make them especially ideal for large screen, high quality video presentation, scientific research and digital video environments.

- Ideally suited for work in computer environments, because RGB signals can be converted into component signals and vice versa with minimum picture degradation.
- 25-pin serial interface allows external computer control of all VCR functions based on time code information. Baud rate can be selected from between 1200 to 38,400 bps.
- Built-in Time Base Stabilizer (TBS) locks sync and subcarrier to an external reference signal as well as providing stable pictures. High quality digital dropout compensator further ensures consistent picture performance.
- Equipped with two longitudinal audio channels.

- Auto repeat of entire or a specific portion of the tape.
- Built-in character generator can display VTR status, time code, self-diagnostic messages, set-up menu, etc. Both read LTC Time Code and UB (User Bits). The UVV-1400A also generates LTC and UB (Free-Run/Rec-Run).
- Control of jog, shuttle, playback, record, pause, FF and REW with the optional SVRM-100A Remote Control Unit.
- Composite and S-Video as well as component via BNCs which are switchable to RGB output. The UVV-1400A has two switchable sync connectors and a Sync on Green.
- Built-in diagnostic function and hour meter.

UVW-1600/UVW-1800

Betacam SP Editing Player • Betacam SP Editing Recorder

The UVV-1600 and UVV-1800 are the other half of the UVV series. They offer the superiority of Betacam SP with sophisticated editing features. They feature an RS-422 9-pin interface, built-in TBCs and Time Code operation. Inputs/outputs include component, composite and S-Video. All the features of the UVV-1200/1400A PLUS—

- Optional BVR-50 allows remote TBC adjustment.
- RS-422 interface for editing system expansion.
- Two types of component output; via three BNC connectors or a Betacam 12-pin dub connector.
- Frame accurate editing is assured, thanks to sophisticated servo control and built-in time code operation.

PVM-14M2U/14M4U & 20M2U/20M4U 13-inch and 19-inch Production Monitors

Sony's best production monitors ever, the PVM-M Series provide stunning picture quality, ease of use and a range of optional functions. They are identical except that the "M4" models incorporate Sony's state-of-the-art HR Trinitron CRT display technology and have SMPTE C phosphors instead of P22.

- HR Trinitron CRT enables the PVM-14M4U and 20M4U to display an incredible 800 lines of horizontal resolution. The PVM-14M2U and 20M2U offer 600 lines of resolution. M4 models also use SMPTE C phosphors for the most critical evaluation of any color subject.
- Dark tint for a higher contrast ratio (black to white) and crisper, sharper looking edges.
- Each has two composite, S-Video and component input (R-Y/B-Y, analog RGB). For more accurate color reproduction, the component level can be adjusted according to the input system. Optional BKM-101C (video) and BKM-102 (audio) for SMPTE 259M serial digital input.
- Beam Current Feedback Circuit

- 4:3/16:9 switchable aspect ratio.
- True multi-system monitors which handle four color system signals: NTSC, NTSC 4.43, PAL & SECAM.
- External sync input and output can be set so that it will automatically switch according to the input selected.
- Switchable color temp: 6500K (broadcast), 9300K (pleasing picture), User preset, (3200K to 10000K).
- Blue gun, undescan and H/V delay capability



VPL-CS4

SVGA LCD Multimedia Projector

Personal ultra-compact portable projector that goes anywhere and sets up quickly, and delivers bright, clear images. Quiet operation, elegant design and numerous practical features make it ideal for a wide range of uses.

- **Handy and portable:** The VPL-CS4 is ultra-compact and lightweight, weighing only 5 lbs. Images with a brightness of 1000 ANSI lumens are projected with excellent picture quality from their 0.7-inch, true SVGA (800 x 600) resolution LCD panels. Its small size and low weight make it easy to carry in its supplied carrying bag.
- **Quiet operation:** Fan noise is reduced with a new air discharge system, with the exhaust positioned at the front of the unit. • **Credit Card Remote**
- **Digital Zoom:** 4 times Digital Zoom, picture Freeze.



- **Digital Keystone Correction:** up to 15 degrees can be digitally corrected from the On-Screen Display or the supplied remote control unit.
- **APA (Auto Pixel Alignment):** a single-button press and play operation, the display is correctly sized and adjusted for optimum picture performance.
- AV inputs: S-Video, RCA video, 15-pin VGA, audio mini
- NTSC/PAL/SECAM • 10.8"x2.5"8.4" • 5.3 lbs.

PROFESSIONAL VIDEO TAPES

Professional Grade VHS	
PG-30	2.29
PG-60	2.39
PG-120	2.59
Broadcast Grade VHS Box	
BGR-30	3.49
BGR-60	3.99
BGR-120	4.69
H471S S-VHS Double Coated	
ST-30	6.99
ST-60	7.49
ST-120	7.99
M221 Hi 8 Double Coated	
Metal Particles	
Metal Evaporated	
P630HMP	4.49
P660HMP	6.29
P6120HMP	8.49
E630HVE	6.99
E660HME	10.49
E6120HME	13.99
M321SP Metal Betacam (Box)	
05S	10.99
10S	11.99
20S	12.99
30S	13.99
60S	20.99
90L	32.99
DP121 DVC Plus	
12M (Med.)	7.49
23M	8.79
33M	10.99
63M	19.99
94L	30.99
126L	39.99

maxell	
Broadcast Quality Hi8 Metal Particle	
P6-30 HM BQ	5.39
P6-120 HM BQ	7.99
P/1 PLUS VHS	
T-30 Plus	1.69
T-60 Plus	1.99
T-120 Plus	2.19
T-90 Plus	2.09
T-180 Plus	2.69
HG-K PLUS VHS (Box)	
HGXT-60 Plus	2.69
HGXT-120 Plus	2.99
HGXT-160 Plus	3.99

BQ Broadcast Quality VHS (Box)	
T-30 BQ	3.89
T-60 BQ	3.99
T-120 BQ	5.99
Professional S-VHS (In Box)	
ST-31 BQ	6.79
ST-62 BQ	6.99
ST-126 BQ	7.45
ST-182 BQ	13.99
Betacam SP	
B30MSP	13.49
B60MLSP	19.99
B90MLSP	27.95

Panasonic

Mini DV Tape	
AY DVM-30	6.49
AY DVM-60	6.99
AY-DVM80	12.99
AY DVM-30 (10 Pack)	ea. 5.99
AY DVM-60 (10 Pack)	ea. 6.49
AY-DV123EB	20.95
DVCPRO	
AJ-P12M (Medium)	7.99
AJ-P33M	11.49
AJ-P66L (Large)	20.99
AJ-P126L	38.95
AJ-P24M	9.99
AJ-P66M	19.49
AJ-P94L	29.99
AJ-P126L	38.95

SONY

Hi-8 Professional Metal Video Cassettes	
P6-30 HMPX	4.79
P6-60 HMPX	6.79
P6-120HMPX	8.99
E6-30 HMEAD	6.99
E6-60 HMEAD	9.99
E6-120HMEAD	13.99
PR Series Professional Grade VHS	
T-30PR	2.39
T-60PR	2.59
T-120PR	2.79
BA Series Premier Hi-Grade Broadcast VHS (In Box)	
T-30BA	3.69
T-60BA	4.19
T-120BA	4.99
MQ Master Quality S-VHS (In Box)	
MQST-30	7.49
MQST-60	7.69
MQST-120	7.99
BRS 3/4" U-matic Broadcast Standard (In Box)	
KCS-10 BRS (mini)	8.99
KCS-20 BRS (mini)	9.99
KCA-10 BRS	8.99
KCA-20 BRS	9.49
KCA-30 BRS	10.69
KCA-60 BRS	14.99
XBR 3/4" U-matic Broadcast Master (In Box)	
KCS-10 XBR (mini)	9.79
KCS-20 XBR (mini)	11.29
KCA-10 XBR	10.29
KCA-20 XBR	11.79
KCA-30 XBR	13.29
KCA-60 XBR	17.39
BCT Metal Betacam SP Broadcast Master (In Box)	
Single 10 Pak/EA 50 Pak/EA	
BCT-5M (small)	10.99 9.99
BCT-10M (small)	11.49 10.29
BCT-20M (small)	12.99 11.49
BCT-30M (small)	13.49 12.49
BCT-30ML	13.49 11.89
BCT-60ML	20.99 19.99
BCT-90ML	30.99 28.99
PDV Mini Series Professional DVCAM Tape (w/memory chip)	
(1) (10) Ea (1) (10) Ea	
PDVM-12ME	14.49 13.49
PDVM-30ME	15.49 14.99
PDVM-40ME	15.99 14.49
PDVM-60ME	16.99 16.49
PDV Series (Standard) Professional DVCAM Tape	
PDV-34ME	24.99 23.99
PDV-64ME	27.99 26.99
PDV-94ME	32.99 31.49
PDV-124ME	38.49 37.49
PDV-184ME	46.49 44.49
PDV-124N	31.99 31.99
PDV-184N	39.99 38.99
Mini DV Tape	
DVM-30EX w/Chip	12.79
DVM-60EX w/Chip	16.99
DVM-90EX "No Chip"	11.99
DVM-120EX "No Chip"	12.99
DVM-30PR "No Chip"	7.99
DVM-60PR "No Chip"	9.75
Full Size DV Tape with Memory Chip	
DV-120MEM	24.99
DV-180MEM	26.99

Store & Mail Order Hours:
Sunday 10-5 • Monday - Thursday 9-7
Friday 9-1 • Saturday Closed

Order Inquiries: 800-221-5743 • 212-239-7765
Fax 24 hours: 800-947-2215 • 212-239-7549

www.bhphotovideo.com

COMPUTER VIDEO EDITING



Authorized Reseller



G4/Final Cut Pro

Good System
Includes:

- Apple G4/733 Computer
- Final Cut Pro version 2.0 editing software
- Total of 256MB of memory
- 60GB of ATA/100 storage
- CD-RW rewritable CD writer
- Final Cut Tutorial CD
- Mitsubishi Diamond Pro 2060 22" Monitor
- Apple Care-three year warranty
- Complete System integration and testing

\$4,499.95

Great System
Includes:

- Apple G4/867 Computer
- Final Cut Pro version 2.0 editing software
- 60GB of ATA/100 storage
- Total of 256MB of memory
- DVD/CD-RW SuperDrive
- Artel Boris Graffiti CG Program
- Final Cut Tutorial CD
- Mitsubishi Diamond Pro 2060 22" Monitor
- Apple Care-three year warranty
- Complete System Integration and testing

\$5,499.95

Best system
Includes:

- G4 with 867 MHz Processor
- Final Cut Pro 2.0 Editing Software
- 150GB (2x75) of ATA/100 storage
- Sonnet Tempo Raid 66 IDE Controller
- Total of 640MB of memory
- DVD/CD-RW SuperDrive
- Artel Boris Graffiti CG Program
- Final Cut Tutorial CD
- Mitsubishi Diamond Pro 2060 22" Monitor
- Apple Care-three year warranty
- Complete System Integration and testing

\$6,294.95

DVD Authoring system
Includes:

- G4 with 800 MHz Dual Processor, 80GB Hard Drive.
- DVD-R/CD-RW SuperDrive
- Total of 512MB of memory
- 150GB (2x75) of IBM ATA/100 storage
- Sonnet Tempo Raid 66 IDE Controller Card
- Matrox RTMac Realtime Capture Card
- Final Cut Pro 2.0 Professional Editing Software
- Apple DVD Studio Pro DVD authoring software
- 2 Mitsubishi Diamond Pro 920 19" Monitors
- Artel Boris FX 5.0 Software • Post-Op iMedia Keyboard
- Artel Boris Graffiti Character Generator Software
- Pinnacle upgrade to Comotion DV 3.1
- Apple Care-three year warranty

\$9,999.95



Digital Video Solutions

RTMac

Realtime Editing for Mac G4 & Final Cut Pro

Matrox RTMac brings realtime power and creative freedom to Apple Final Cut Pro users. A Matrox RTMac in your Apple Power Mac G4 lets you work with three layers of video and graphics in real time and create broadcast-quality effects instantly — **NO RENDERING!** Fully optimized for Final Cut Pro and seamlessly integrates into Power Mac G4 computers. Realtime creativity Realtime editing lets you experiment to your heart's content. There's no penalty for changing your mind. Try out any number of different effects and transitions. View them instantly on your computer and video monitors simultaneously. Get exactly the look you want every time.

\$50 OFF
w/Purchase of any G4 System Above



\$999.00



CineWave

Uncompressed Editing for Final Cut Pro

Revolutionary non-linear editing package that delivers the power of true uncompressed video with Apple's Final Cut Pro. Using Pinnacle's new HUB3 video processor, the CineWave combines infinite layering, incredible effects, advanced compositing tools and accurate motion tracking with all the major video formats in compressed or uncompressed video.

\$250 OFF
w/Purchase of any G4 System Above



Shipping Soon!
Real Time option for CineWave




Digital Video Solutions

DigiSuite LX MAX

- Advanced realtime effects layering on video and graphics
- Realtime broadcast-quality 3D digital video effects powered by Matrox Flex 3D curls, distortions, and perspective effects with drop shadows, soft edges and borders.
- Native-DV and 50-Mbps MPEG-2 editing
- DV (IEEE-1394 component), Y/C and composite support
- Optional SDI and AES/EBU add on module
- Realtime MPEG-2 encoding for DVD authoring
- Accelerated MPEG-1 encoding for multimedia and Video CD authoring

Includes: Adobe premiere, Inscrber Character Generator, Ligos LSX MPEG, Pixelan Video SP Lite, and Sonic Solutions DVDi! SE





Digital Video Solutions

DigiSuite MAX Turnkey System

- Dual Pentium III 1GH processor
- 300 watt Full tower
- **DigiSuite LX Max**
- 48X CD ROM Drive • Windows 2000
- IBM 40GB System drive • 3.5" floppy
- PNY 512MB SDRAM memory
- Matrox G450 Dual Display Card
- Adaptec 29160 LVD-160 SCSI Card
- 102 Button Keyboard
- DigiSuite LX
- Microsoft Trackball mouse
- Adobe Premiere 6.0 Editing Software
- 90 day Free Tech Support
- Fully assembled and tested

\$6,995.00

AV Storage and Monitor sold separately



Authorized Reseller

Xpress DV 2.0

Powerful Video Editing

Avid Xpress DV software combines powerful video and audio editing tools, digital mastering, and extreme ease of use. Captures and edits DV video, adds effects, mixes audio, and outputs over IEEE1394 FireWire. Or transcodes the content to all major new media formats. MPEG-1 (for CD-R) MPEG-2 (for DVD-ROM) QuickTime or AVI for computer based presentations or for streaming on the web. As a member of the Avid Xpress Family, The Xpress DV 2.0 offers the same Avid graphical user interface (GUI) used in the very high-end avid products. powerful audio and video tools. • Dual monitor support • New audio features • Improved nesting • Sonic AuthorScript • Customizable UI, keyboard and command palate.



\$1,399.95



Xpress DV System

on Dell Percision Workstation

Precision 330 Workstation

- Pentium 4 1.7 Ghz
- 256MB RIMM (RDRAM) memory
- Matrox G450 32MB Dual Display Graphics Card
- 40GB ATA100 IDE (7200 RPM) System Drive
- 75GB ATA100 IDE (7200 RPM) AV Drive
- 48X IDE CD ROM Drive
- 3.5" Floppy Drive
- Windows 2000

XPress DV software loaded and tested

Shown with optional Monitor

Super Special \$3,694.95



Portable Solutions

Portable NoteBook Outfit

- Dell Latitude C600 Pentium III 850 MHz Processor • 256mb memory
- 14.1" Active Matrix TFT screen
- 20GB system drive • 75GB Extenal AV Drive
- **Xpress DV • LowePro Carry Case**


\$4,399.95

Xpress DV Power Pack

Power pack adds a powerful suite of high-value software and features

- **Pinnacle comotion DV** (full ver.) for compositing, rotoscoping, and paint
- **Knoll LightFactory AVX** for lighting and lens flare effects
- **Avid ePublisher** companion Edition for synchronizing web pages to video
- **Sonic solutions DVDi! SE** for enhanced DVD creation
- **Stabilize-Effect AVX** for correcting shaky camera work (way cool!)
- **DV FilmScribe** toolkit for editing film-originated project and for script based editing • **Avid Xpress DV v2 Power Pack** With purchase of any Xpress DV turnkey system add only \$750

\$2,399.95



VidTranS 2002

March 3-6, 2002
Lake Buena Vista, Florida
www.vidtrans.org

MASTER THE MEDIUM!

The unprecedented expansion of global communications, infrastructures and the need to supply a host of traditional and emerging media services is creating new challenges for video transport and television professionals. The telecommunications industry will gather at *VidTranS 2002* to learn about the diverse technologies and services that make up this broadband creation, distribution and delivery infrastructure.

VidTranS 2002 features a unique mix of:

- insightful talks by business, government and technology leaders
- educational opportunities unavailable elsewhere
- exhibits and demonstrations by service providers and manufacturers

Register early for conference discount and special rate at the Hilton Walt Disney World Resort. The conference program and registration are available online at www.vidtrans.org

VidTranS is sponsored by the Video Services Forum



Circle (141) on Free Info Card

Media Sponsors:

**Broadcast
ENGINEERING**
THE JOURNAL OF DIGITAL TELEVISION

Videography

DIGITALTV
TV TECHNOLOGY
THE DIGITAL TELEVISION AUTHORITY

Post

The

GALLERY

The "Soundcard Solution"

HENRY ENGINEERING

503 Key Vista Drive
Sierra Madre, CA 91024 USA
TEL (626) 355 3656 FAX (626) 355 0077
FAX-on Demand Doc #120 (626) 355 4210
<http://www.henryeng.com>



Matchbox II converts unbalanced computer soundcards to professional audio!

Eliminate the hum, buzz, noise, and distortion caused by mismatched levels and impedances. Matchbox II's direct-coupled circuitry will make your digital editor sound its best! It's also ideal for use with DAT, CD recorders, and tape decks. Over 30,000 units in use worldwide.



We Build Solutions.

Circle (150) on Free Info Card

High Performance IOT Amplifiers



301 Industrial Road
San Carlos, CA 94070
tel 650.592.1221
fax 650.592.9988
email: lot@eimac.cpii.com
www.eimac.dom



Circle (153) on Free Info Card

TALLY MAPPER™

- ◆ Tally Routing & Mapping
- ◆ One Button Operation
- ◆ Store Maps Internally
- ◆ Edit From a PC/Laptop



A Compact Solution,
Ideal for Mobile Units and
Multiple Production Setups.

Videoframe™
Control System Solutions
Tel: 530-477-2000

www.videoframesystems.com

Circle (152) on Free Info Card

OTL Lighting Tower Lighting Specialists

www.otlighting.com



OTL
EXTRA LONG LIFE
TOWERS LAMPS

GUARANTEED
FOR
50,000 HOURS.

THE LAMPS
CAN SAVE YOU
THOUSANDS
OF DOLLARS.

1-800-647-9110
43, Durkee Street, Office 719
Plattsburg, N.Y., 12901
Developed in conjunction with
OSRAM SYLVANIA

Circle (151) on Free Info Card

www.broadcastengineering.com

evertz

Ph: 905-335-3700
 Fx: 905-335-3573
 www.evertz.com

**Model F9-2410MD
 HDCAM HDSDI
 Monitoring Downconverter**



The F9-2410MD is an essential tool for your SONY HDW-F900 HDCAM. The F9-2410MD uses the full resolution digital data output from the camera to provide full image down-converted composite analog outputs for local and remote monitoring. The rugged light weight F9-2410MD attaches to the rear of the HDCAM and has an integrated battery mount for easy installation and use.

Circle (154) on Free Info Card

NEW



Extron® HDSDI-ACR 100
**Easily Integrate Digital Video Sources
 Into Analog Systems**

The Extron HDSDI-ACR 100 is a 10-bit High Definition Serial Digital Interface (HDSDI) to analog video signal converter. This versatile signal converter bridges the gap between HDSDI and analog video to simplify the integration of digital video sources into analog systems, or to analog devices. To route the highest quality analog video signal possible, the HDSDI-ACR 100 outputs RGBHV with separate horizontal and vertical sync. For convenient integration, it is rack-mountable and includes an internal, international power supply.

The Extron HDSDI-ACR 100 provides these advantages:

- Accepts HDSDI data rates up to 1.5 Gbps (720p, 1080i, 1080p)
- Automatic input equalization
- Re-locked HDSDI input with loop-through
- Outputs component video (Y, R-Y, B-Y) or RGB (RGB, RGBS, or RGBHV)
- Bi-level or tri-level sync available with component video output

Extron® Electronics

800.633.9876 • www.extron.com

Circle (155) on Free Info Card

VERSADesk

adds mobility to your editing room.

This versatile three-piece multimedia desk from Winsted includes two rack cabinets. All components are on casters so you can spread out or condense your workspace according to your changing needs.

To learn more:
www.winsted.com

Call Toll-Free
800-447-2257 **Winsted®**



Circle (157) on Free Info Card

www.broadcstengineering.com

Classifieds

Services

ROHDE & SCHWARZ
Service & calibration of broadcast test & measurement equipment, analog & digital. For information call our toll free number: 1-877-438-2880

Broadcast ENGINEERING

THE JOURNAL OF DIGITAL TELEVISION

Jennifer Shafer
1-800-896-9939
Classified Advertising Manager

Professional Services

JOHN H. BATTISON P.E.
CONSULTING BROADCAST ENGINEER,
FCC APPLICATIONS AM, FM, TV, LPTV
Antenna Design, Proofs, Fieldwork
2684 State Route 60 RD #1
Loudonville, OH 44842
419-994-3849 FAX 419-994-5419

D.L. MARKLEY
& Associates, Inc.
CONSULTING ENGINEERS
2104 West Moss Ave.
Peoria, Illinois 61604
Phone (309) 673-7511 • FAX (309) 673-8128
www.dlmarkley.com
Member AFCCE

NETCOM
STATE OF THE ART ENGINEERING
FOR AUDIO AND VIDEO
ENGINEERING DESIGN • CAD DRAFTING SERVICES
CABLE FABRICATION • PRE-WIRED PATCH PANEL RACKS
SYSTEM INSTALLATIONS • EQUIPMENT SALES
(201) 968-0684
FAX: (201) 968-0688
20 EAST KENNEDY ST. HACKENSACK, NJ 07601

GILMER & ASSOCIATES, INC.
TECHNOLOGY ? MANAGEMENT CONSULTANTS
BRAD GILMER
PRESIDENT
2207 RINGSMITH DR
ATLANTA, GA 30345
TEL (770) 414-9952
FAX (770) 493-7421
EMAIL: bgilmer@atnet.com

Classifieds For Sale

AcousticsFirst™
Toll-Free Number: **888-765-2900**
Full product line for sound control and noise elimination.
Web: <http://www.acousticsfirst.com>

WhisperRoom INC.
SOUND ISOLATION ENCLOSURES
PH: 423-585-5827
FAX: 423-585-5831
E-MAIL: whisper@lcs.com
WEB SITE: www.whisperroom.com
Vocal Booths
Broadcast Booths
etc...
116 S. Sugar Hollow Road
Morristown, Tennessee 37813

Rack Screws - Standard phillips truss head screws, hex and round head thumb screws and unique "quick mount" rack equipment fasteners. All are heat treated and black oxide coated. Wholesale prices. Same day shipping. Order online or call (800) 475-7711.
Rack Release Systems
www.rackrelease.com

Invest your advertising dollars where your prospects invest their time...

Broadcast ENGINEERING
THE JOURNAL OF DIGITAL TELEVISION

Studio Exchange

Maximum Flexibility in a Compact Unit



SONY
Authorized Professional Reseller

Broadcast Video Equipment—New & Used

Buy Sell Trade Web Store Service

818-840-1351

Fax—818-840-1354
www.studio-exchange.com

Circle (156) on Free Info Card

RCA TTU60-C ch. 33 transmitter. Removed from service in working order and dismantled. 3 PA cabinets with 3 magnetic assemblies. 3 each Varian VA891 klystrons. 1 visual, 1 aural, 1 dud. Motorized coax switches (2) 6 1/8 4 port, (1) 3 1/8 4 port, (1) 6 1/8 3 port patch panel. Misc loads, 2 heat exc. 2 pumps. No exciter, no PCB caps. Will sell any or all. Negotiable. Contact: EMCEE
Broadcast Products 1 800 233 6193


DIGITAL VIDEO DISTRIBUTION AMPLIFIER

3 IN 4 OUT

- High Quality
- Mini Pack Size
- Mounting Ears or Drop Down Use

\$285.00

GMZ Electronics.com
email gmzelectronics.com
865.269.9442



Classifieds Help Wanted

Tara West Recruiting Interactive Television - Technology Sector

- Specializing in the ITV and High Technology Sector
- Offering sourcing, recruiting and executive search services
- We are a conduit for good people looking for an exciting career choice and for firms needing exceptional talent.

Clients/Candidate Inquiries: tarawest@tarawestrecruiting.com
Current Opportunities list and information: www.tarawestrecruiting.com
PH 888-472-8028 or (928)284-2535.

TV Studio and AV Maintenance

Stony Brook University Educational Tech Department is seeking candidates for TV Studio and AV Maintenance to repair and maintain audio visual and video production equipment for University-wide support office. Facilities include media-equipped classrooms, two studios, nonlinear editing, duplication, and campus-wide distribution systems. Assist with installation of systems.

Qualifications: Five years of experience repairing television production equipment in broadcast environment and heavy lifting (50 lbs) required. Bachelor's degree or knowledge equivalent to four-year degree required. Preferred: FCC and SBE certification, knowledge of satellite downlink, sound systems, and media presentation systems.

Send résumés to: Richard Halliday, 104 Javits Lecture Center
Stony Brook University, Stony Brook, NY 11794-2699.

AA/E0E



SEARCH & PLACEMENT ENGINEERING/TECHNICAL GENERAL MANAGEMENT

Professional - Confidential
Serving All USA States
Employer Paid Fees
Over 20 Years Experience



KeystoneAmerica

Dime Bank, 49 S. Main St., Pittston, PA 18640 USA
Phone (570) 655-7143 • Fax (570) 654-5765
e-mail: mail@KeystoneAmerica.com
website: KeystoneAmerica.com

We respond to all
Employee & Employer Inquiries
ALAN CORNISH / MARK KELLY 09/01

KTEN-TV NBC affiliate in Sherman, TX/Ada market, seeks full-time Assistant Chief Engineer. Candidate must have a minimum of one year experience as an assistant chief engineer or equivalent experience. Candidate should possess working knowledge of transmitters, microwave, digital storage and routing, station operations including master control, production, traffic and news. Above average computer and technical skills are necessary. Candidate must be able to repair all electronic studio and transmitter equipment. Reply to: Station Manager, KTEN-TV, P.O. Box 1068, Denison, TX 75021-1068, EOE.

TV MAINTENANCE ENGINEER WEEK-TV, the NBC affiliate in E. Peoria, IL, has an opening for an experienced Television Maintenance Engineer. Responsibilities include the installation and maintenance of all broadcast electronics, including Avid editing, Phillips switching, Sony LMS, and JVC and Sony VTRs and cameras. Applicants should have strong component level troubleshooting skills with an eye for detail and a Can-Do attitude. Knowledge of P.C.s and networking a plus. UHF RF background desired. A minimum 5 years of broadcast maintenance experience is required. SBE certification a plus. This is an IBEW union position. Send resume to: WEEK-TV, Human Resources; Judy Anhalt, 2907 Springfield Road, E. Peoria, IL 61611. Email: www.judya@week.com Fax: 309-698-9335.

PRODUCTION ENGINEER Work for growing Boston based broadcast production & transmission company in exciting & fun environment! Provide support for studio, remote, SNG productions, assist in planning and installation of new systems and equipment. Must have a solid understanding of analog and digital systems, and troubleshoot in a live environment. 2+ years experience in broadcast or professional production facility required. Computer, IP networking experience highly desirable. Some travel. Fax resume to PE#1, 617-926-1794 or email to hr@videolinktv.com.

A PRIMEDIA Publication
**Broadcast
ENGINEERING**
www.broadcastengineering.com

Editor: Brad Dick, bdick@primediabusiness.com
International Editor: Jerry Walker, jwalker@primediabusiness.com
Technical Editor: Donald Keller, dkeller@primediabusiness.com
Sr. Assoc. Editor: Susan Anderson, sanderson@primediabusiness.com
Assoc. Editor: Laura Collins, lacollins@primediabusiness.com
Asst. Editor: Chevonn Payton, cpayton@primediabusiness.com
Asst. Editor: Elizabeth Wakeman, ewakeman@primediabusiness.com
Art Director: Robin Morsbach, rmorsbach@primediabusiness.com
Sr. Art Director: Michael J. Knust, mknust@primediabusiness.com
Technical Consultants: Computers & Networking - Brad Gilmer
Antennas/Radiation - John H. Battison
Digital Video - Michael Robin
Transmission Facilities - Donald L. Markley
Legal - Harry C. Martin
News Technology Editor - Larry Bloomfield
Industry Watcher - Paul McGoldrick
New Media - Craig Birkaier

VP: Peter May, pmay@primediabusiness.com
Publisher: Dennis Triola, dtriola@primediabusiness.com
West Coast Sales: Duane Hefner, dnhefner@pacbell.net
East/Midwest Sales: Joanne Melton, jmelton@primediabusiness.com
East Coast Sales: Josh Gordon, jgordon5@bellatlantic.net
International Sales: Richard Woolley, richardwoolley@compuserve.com
Japan: Masuy Yoshikawa
Marketing Dir.: Patti McKenna, pmckenna@primediabusiness.com
VP, Production: Thomas Fogarty, tfogarty@primediabusiness.com
Sr. Ad Prod. Coord.: Sonja Shaffer, sshaffer@primediabusiness.com
Group Production Mgr.: Freda Vickers, fvickers@primediabusiness.com
Sr. Dir. of Production: Curt Pordes, cpordes@primediabusiness.com
Classified Ad Coord.: Mary Mitchell, mmitchell@primediabusiness.com
VP, Audience Dev.: Christine Oldenbrook, coldenbrook@primediabusiness.com
Circulation Dir.: Sheri Gronik, sgronik@primediabusiness.com
Circulation Mgr.: Gayle Grooms, ggrooms@primediabusiness.com

PRIMEDIA Business Magazines & Media

CEO: Timothy M. Andrews, tandrews@primediabusiness.com
President: Ronald Wall, rwall@primediabusiness.com
COO: Jack Condon, jcondon@primediabusiness.com
Sr. VP, Integrated Sales: Dan Lovinger, dlovinger@primediabusiness.com

Primedia Business to Business Group - 745 Fifth Ave., NY, New York 10151
President & CEO: David Ferm, dferm@primedia.com
Chief Creative Officer: Craig Reiss, creiss@primedia.com

Primedia Inc.
Chairman & CEO: Tom Rogers, trogers@primedia.com
Vice Chairman & General Counsel: Beverly Chell, bchell@primedia.com
President: Charles McCurdy, cmccurdy@primedia.com

MEMBER ORGANIZATIONS

Sustaining Members of
• Society of Broadcast Engineers
• Society of Motion Picture and TV Engineers
Member, American Business Media, Member, BPA International, Affiliate Member, International Teleproduction Society



BROADCAST ENGINEERING, ISSN 0007-1994, is published monthly (except semi-monthly in May and December) by PRIMEDIA Business Magazines & Media Inc., 9800 Metcalf Ave., Overland Park, KS 66212 (primediabusiness.com). Current and back issues and additional resources, including subscription request forms and an editorial calendar, are available on the World Wide Web at broadcastengineering.com.

SUBSCRIPTIONS: Non-qualified persons may subscribe at the following rates: United States and Canada: one year, \$65.00. Qualified and non-qualified persons in all other countries: one year, \$80.00 (surface mail); \$145.00 (air mail). Subscription information: P.O. Box 12937, Overland Park, KS 66282-2937.

ARCHIVES AND MICROFORM: This magazine is available for research and retrieval of selected archived articles from leading electronic databases and online search services, including Factiva, LexisNews and Proquest. For microform availability, contact ProQuest at 800-521-0600 or 734-761-4700, or search the Serials in Microform listings at proquest.com.

REPRINTS: Contact Reprint Management Services (RMS) to purchase quality custom reprints or e-reprints of articles appearing in this publication at 866-268-1219, ext. 100 (717-399-1900 outside the U.S. and Canada). Obtain quotes and place orders online at reprintbuyer.com or send e-mail to primediabusiness@rmsreprints.com.

PHOTOCOPIES: Authorization to photocopy articles for internal corporate, personal, or instructional use may be obtained from the Copyright Clearance Center (CCC) at 978-750-8400. Obtain further information at copyright.com.

MAILING LISTS: Primedia Business makes portions of our magazine subscriber lists available to carefully selected companies that offer products and services directly related to the industries we cover. Subscribers who do not wish to receive such mailings should contact the Primedia Business subscriber services at 800-441-0294 or 913-967-1707.

CORPORATE OFFICE: Primedia Business Magazines & Media, 9800 Metcalf, Overland Park, Kansas 66212 • 913-341-1300 • primediabusiness.com

Copyright 2001, PRIMEDIA Business Magazines & Media Inc. All rights reserved.

	Page #	Reader Service #	Advertiser Hotline	Website Address
AJA Video	74	136	530-274-2048	aja.com
Avid Technology	37	123	800-949-AVID	avid.com
Axon Digital	52	118	+31135116666	axon.tv
B&H Photo-Video	76-79	140	800-947-9928	bhphotovideo.com
Calrec Audio Ltd.	29	117	+441422842159	calrec.com
Cannon USA Inc.	39	125	800-321-hdvtv	canonbroadcast.com
Copper Development	23	114	888-480-4276	powerquality.copper.org
CPI/Eimac Div.	73,81	135	650-592-1221	eimac.com
Discreet Logic	7	105	800-869-3504	discreet.com
DK Audio	22	142	+454485 0255	dk-audio.com
Dolby Labs Inc.	17	111	415-558-0200	dolby.com
Domore	75	138	219-293-0621	domoredo3.com
ESE	34	121	310-322-2136	ese-web.com
Evertz Microsystems Ltd.	82	154	905-335-3700	evertz.com
Extron Electronics	11,82	107,155	800-633-9876	extron.com
Forecast Consoles	74	137	800-735-2070	forecastconsoles.com
Grass Valley	25	115		grassvalley.com/ad.
Harris Corp./Broadcast Div.	3	104	800-4HARRIS	harris.com
I-Bus	41	126	888-307-7892	ibus-phoenix.com
Inscriber Technology	33	120	800-363-3400	inscriber.com
KTech Telecommunications	63	161	818-361-2248	ktechtelecom.com
Leitch	BC	103	800-231-9673	leitch.com
Marconi Applied Tech.	49	130	914-592-6050	marconitech.com
Maxell Corp. of America	27	116	800-533-2836	maxellpromedia.com
Midas/EVI Audio Co.	53	133		midasconsoles.com
Miranda Tech. Inc.	9	106	514-333-1772	miranda.com/densite
NetWork Electronics	30	148	631-928-4433	network-electronics.com
OTL	81	151	450-444-7009	otlighting.com
Panasonic Broadcast & Digital	5		800-528-8601	panasonic.com/broadcast
Pesa Switching	45	128	800-328-1008	pesa.com
Primedia Business New Media	66A-H160			
Quantel	48	162		quantel.com/news2
Rohde & Schwarz	15	109	410-910-7800	rohde-schwarz.com
Ross Video Ltd	31	119	613-652-4886	rossvideo.com
Scopus Network Technologies	91	150	858-618-1600	scopususa.com
SeaChange	13	108	978-897-0100	seachangeinternational.com
SignaSys	21	113	408-998-8053	signasys.com
Spectrasite	47	129	972-550-9500	spectracite.com
Studio Exchange	83	156	818-840-1351	www.studio-exchange.com
S 2 One, Inc.	75	139	800-270-7050	S2one.com
Telecast Fiber Systems Inc.	16	110	508-754-4858	telecast-fiber.com
Telex	19	112	800-392-3497	telex.com
Thomson Multimedia	35	122	800-962-4287	thomsonbroadcast.com
Trompeter Elec.	38	124	805-497-6400	trompeter.com
Utah Scientific	43	127	801-575-8801	utahscientific.com
VideoFrame	81	152	530-477-2000	videoframesystems.com
VideoTek, Inc.	IBC	102	800-800-5719	videotek.com
Vid Trans Forum 2002	80	141		vidtrans.org
Weather Central	65	134		wxc.com
Wheatstone Corporation	IFC	101	252-638-7000	wheatstone.com
Winsted Corp	82	157	800-447-2257	winsted.com
360 Systems	51	131	818-991-0360	360systems.com

WEST

Duane Hefner
5236 Colodny Ave., Suite 108
Agoura Hills, CA 91301
(818) 707-6476 FAX: (818) 707-2313
dnhefner@pacbell.net

Chuck Bolkcom
494 Twin Falls Court
Reno, NV 89511
(775) 852-1290 Fax: (775) 852-1291
chuckbolk@aol.com

EAST

Josh Gordon
335 Court Street, Suite #9
Brooklyn, NY 11231
(718) 802-0488 FAX: (718) 522-4751
jgordon5@bellatlantic.net

EAST/MIDWEST

Joanne Melton
249 West 17th St., 3rd Floor
New York, NY 10011-5300
(212) 462-3344 Fax: (212) 206-3618
joanne_melton@primediabusiness.com

INTERNATIONAL

Richard Woolley
Tony Chapman
P.O. Box 250
Banbury, Oxon OX16 8YJ U.K.
+44 (0) 1295 278407
FAX: +44 (0) 1295 278408
richardwoolley@compuserve.com

REPRINTS

Reprint Management Resources
(717)399-1900 Fax:(717)399-8900

JAPAN

Orient Echo, Inc.
Mashy Yoshikawa
1101 Grand Maison
Shimomiyabi-Cho 2-18
Shinjuku-ku, Tokyo 162, Japan
(3) +81 3235-5961
FAX: (3) +81 3235-5852

CLASSIFIED ADVERTISING OVERLAND PARK, KS

Jennifer Shafer
P.O. Box 12901
Overland Park, KS 66282
(800) 896-9939 (913) 967-1732
Fax: (913) 967-1735

LIST RENTAL SERVICES

Lisa Majewski
9800 Metcalf
Overland Park, KS 66212-2215
(913) 967-1872 FAX: (913) 967-1897

**CUSTOMER SERVICE:
913-967-1707 OR 800-441-0294**

BROADCAST ENGINEERING (ISSN 0007-1994) is published monthly (except semi-monthly in May and December) and mailed free to qualified persons by Primedia Business, 9800 Metcalf, Overland Park, KS 66212-2216. Periodicals postage paid at Shawnee Mission, KS, and additional mailing offices. Canada Post International Publications Mail (Canadian Distribution) Sales Agreement No. 40597023. POSTMASTER: Send address changes to *Broadcast Engineering*, P.O. Box 12902, Overland Park, KS 66282-2902. CORRESPONDENCE: Editorial and Advertising: 9800 Metcalf, Overland Park, KS 66212-2216 Phone: 913-341-1300; Edit. fax: 913-967-1905 Advert. fax: 913-967-1904. © 2000 by Primedia Business. All rights reserved.



Single-frequency network hype

BY PAUL MCGOLDRICK

It seems that whatever the FCC says about 8-VSB and COFDM, the issue is not going away. I am not qualified to compare the modulation systems together in the field, but others have quite clearly demonstrated the robustness of COFDM over the 8-VSB system, particularly in multipath situations.

I am also perverse enough to believe that some of the strange things manufacturers of "correction" ICs have said in press releases puts them into the shadowy area of vaporware. After all, if you don't understand the basics of video in what you write, why should I believe you understand how to correct RF intangibles?

That aside, there was a recent survey of broadcast TV stations by SCRI International that indicates that, after excluding the 18 percent who were unsure, 45 percent were interested in using COFDM to some extent or another. Of those stations, a healthy 53 percent wanted to go there directly. Considering that the major supporters of COFDM own a considerable number of stations, we probably shouldn't be surprised by the results.

The latest wrinkle in pushing COFDM is the single-frequency network (SFN) system, where a number of stations broadcast on the same frequency in the same way that cellular phone cells operate. With the robustness of the modulation standard, proponents say, SFNs are a handy way to achieve wide coverage, fill in pockets of poor coverage and save the spectrum. These are all very laudable goals, but most of the proponents don't appear to fully understand the technology.

If we go back a couple of years, there was a wonderful apolitical "Position Paper" issued by PBS in support of continuing the implementation of the 8-VSB system. "Raising this fundamental issue of modulation systems

now in the light of there being very little technical justification for it is extremely risky ... any hope of funding for the public television transition to DTV will disappear." There are no doubts where that is coming from, but the paper does include justification for the continuation of 8-VSB with its supposedly better noise immunity and statements

Single-frequency networks are a handy way to achieve wide coverage, fill in pockets of poor coverage and save the spectrum.

that suggest the multipath performance isn't really that bad and that the system needs less power for the same carrier-to-noise. It does mention the large SFNs in use in Europe but rather avoids describing the technology.

But what's involved? The DVB DTTB design parameters include a guard interval (NOT a band), which is what provides the major resilience against delayed multipath signals. But building an SFN just based on the timing protection of the guard interval would not buy much. The spacing between transmitters would be quite small – which might be OK in a city, but impractical for a larger network. Other things can be done to protect for multipath at larger distances, such as varying the polarity of the transmitters, changing radiated powers, changing antenna patterns and re-timing the transmitters as needed.

The only real limitation with SFNs is that the same programming must be carried, although each carrier can have multiple programs.

I also have heard people say that an SFN is only really useful at UHF because transmission is so stable. Not so. There are DTV broadcast SFNs at

VHF frequencies, and the technology also has been in use in digital radio broadcasting from 200 MHz to 1500 MHz with different modulation schemes. This is important because SFNs are not limited to COFDM. They may be easier to engineer for that modulation scheme, but they should be usable for 8-VSB as well if

time was spent on the "hows."

Why do I think that? Well, the SFN isn't exactly a new idea. Mr. H. L. Kirke joined the BBC in 1924, and in the early 1930s, he became the first head of research at the corporation. Apparently a very practical man, he guided many developments in broadcasting in short waves, 405-line television, noise-canceling microphones and a technology known as the Simultaneous Broadcast (SB) system – a topic that for many years was an item in the induction course for all new BBC employees.

The SB system uses the same medium-wave frequencies many times over across the country, all carrying the same AM programming. Yes, there are places where the signals interfere with one another, but the network was so carefully engineered that those places are generally only occupied by sheep.

I don't have a favorite between 8-VSB and COFDM any more; we are too far down the road to turn back. We have to make it work just as we can make 8-VSB SFNs work if we want them. ■

Paul McGoldrick is a freelance industry consultant based on the West Coast.

Embed... or De-Embed?



We Are Here.

Keyer

Converters

Frame Syncs

Encoders / Decoders

Distribution Amplifiers

Embedders / De-Embedders

Multiple Frame Sizes
& Power Supplies



UNIFRAME™ System

*The Intelligent
Modular System
Interfacing Solution*

That's up to you. But whatever your needs, Videotek's new Tandem system for UNIFRAME™ will help you rest comfortably.

One of many UNIFRAME™ options, the new Tandem system is the world's first dual audio embedder/de-embedder system. Plug-in modules can embed analog or AES/EBU audio into SDI or de-embed the same. Tandem can also be a single, dual or mixed embedder/de-embedder. Used where space is at a premium, the Tandem for UNIFRAME™ is flexible, sophisticated and cost effective.

UNIFRAME™, the intelligent, *plug and play*, Modular System is the only flexible, total system solution that handles all your critical audio and video requirements. Easily expandable to meet your system needs, the UNIFRAME™ architecture automatically reconfigures when new modules are added. With a choice of three frames and card sizes, the UNIFRAME™ is the only system that allows mixing of analog/digital and audio modules all in one convenient frame, offering unparalleled flexibility for growing environments.

So find out for yourself what hundreds of leading broadcast facilities already know - when you need dependable, reliable broadcast signal solutions - **WE ARE HERE.**

Call Videotek today!

VIDEOTEK®
A Zero Defects Company

Toll Free: 800-800-5719 www.videotek.com
Direct: 610-327-2292


People Who Use Videotek Think ClearerSM

Circle (102) on Free Info Card

CLIPS

&

STILLS



Get it Together

Leitch introduces
the best of both worlds
in an affordable
clip & still store

Designed to integrate into the most demanding broadcast environments, MediaFile™ still and clip store is easy-to-use, guaranteeing rapid, on-air access to stills and sequences. MediaFile is fully compatible with industry standard file formats, including Quantel™ and Leitch StillFile™, and offers the best price and performance in today's clip store market.

MEDIAFILE™



For more information, please visit our website at <http://www.leitch.com/mediafile> or call for a CD.

www.leitch.com

Canada +1 (416) 445 9640 USA East +1 (800) 231 9673, +1 (757) 548 2300 USA West +1 (888/818) 843 7004 Europe +44 (0) 1344 446000 France +33 (01) 4287 0909
Hong Kong +852 2776 0628 Australia +61 (2) 9547 0088 Japan +81 (3) 5423 3631 Brazil +55 (11) 3151 5093 Latin America +1 (305) 512 0045

1-800-231-9673