

DECEMBER 2006

BroadcastEngineering®

www.broadcastengineering.com

A MULTICHANNEL UNIVERSE

Broadcasters meet
the challenge



ALSO INSIDE:

U.S. HDTV STANDARD

A look at how we got here

HD EDITING, PART II

Four more solutions reviewed

ARCHIVING NETWORKS

Understanding the differences

SPECIAL REPORT:

MPEG encoders

D-12: Compact Enough for OB Powerful Enough for Breaking News



The D-12
Digital Audio
Control Surface

- mixing router based topology
- 5.1 surround sound plus 3 stereo masters
- COMPACT – 32 faders – 53" wide/32" deep/9" high
- router based source/destination selection
- paging channel strips – 64 channels on 32 faders
- scalable – up to 64 input faders
- routable mixes
- event storage and recall
- eight stereo subgroup mixes
- eight stereo sends
- eight mix-minus outputs (can be expanded)
- four DCM faders (digitally controlled groups)
- Bus-Minus (w/TB & solo) on every input (direct out)
- pan/bal, blend, mode, EQ/dynamics on every input
- delay inputs or outputs (frames or milliseconds)
- fullscale digital peak and VU metering
- two studios, CR and HDPN/Studio 3 monitors
- talkback communication (programmable)
- mix follows talent / logic follows source
- 12 user-programmable switches (comm, salvos, triggers, etc.)
- automatic failsafe DSP card option
- automatic failsafe CPU card option
- redundant power supply option
- switched meters with system wide access (including all console inputs and outputs)
- dedicated master, group and DCM faders (no fader sharing)
- motorized faders
- pageable fader option
- dedicated LCD display per function (EQ, Pan, Dynamics)
- multiple surfaces can share I/O

With thousands of digital consoles installed, trust Wheatstone for your next project!

THE DIGITAL AUDIO LEADER

 **Wheatstone**

Copyright © 2006 by Wheatstone Corporation
Specs & features subject to change w/o notice

tel 252-638-7000 / www.wheatstone.com / sales@wheatstone.com



Connecting content to revenue.

Just what you'd expect from Harris.

Airtime Sales Scheduling Media Ingest Digital Asset Management Playout Automation Intelligent Transport

At Harris, we're creating the blueprint for digital content management and delivery. And we've given it a name. We call it the H-Class Content Delivery Platform and applications suite. The H-Class Platform makes it possible to easily repurpose, duplicate, convert, and multi-source content within one flexible, shared services platform. By integrating the content-aware H-Class Platform, you'll be empowered to take full advantage of the business models vital for today and into the future. As you add H-Class applications to your operation, more opportunities will emerge to connect content to revenue. Ask a Harris representative how you can connect your content to revenue with the H-Class Platform and applications. Visit www.broadcast.harris.com/h-class



10:06 a.m.

Legal department clears
content of interviews



10:06 a.m.

Assistant annotates on-camera
interviews as they are captured





10:06 a.m.


Editor cuts rough sequence with
placeholders for interviews

Avid Interplay. On one level, it's a But we didn't stop at one level.

Automatic encoding. Desktop logging. Revision control. Background transcoding. Intelligent archiving. Avid® Interplay™ takes real-time collaboration to new levels, so everyone is on the same page, not just editors and producers. Designers, animators, writers, assistants, administrators—even finance and legal departments—can all work simultaneously, with instant



 **10:06 a.m.**
*Designer previews graphics over
lo-res proxies of incoming footage*

 **10:06 a.m.**
*Producer selects best takes
and marks INs and OUTs*

revolutionary media management solution.

access to any type of file. That means more time to be creative. Less time spent on busywork. And end-to-end productivity that lets you compete on a higher plane. Don't just manage your media assets; liberate them with the world's first nonlinear workflow engine: Avid Interplay. Learn more at: www.avid.com/interplay.

Avid
do more™

BroadcastEngineering®

FEATURES

44 The end of television as we know it
Broadcasters must make structural changes in order to attract future viewers.

54 The American DTV platform
The path to an accepted ATSC-approved DTV standard was not a smooth one.

62 HD in post, part 2
A look at four workflows designed for high-definition editing and finishing.

SPECIAL REPORT

70 MPEG-2 to H.264 transcoding
Coexistence of various coding standards drives the need for efficient, high-density transcoding.

BEYOND THE HEADLINES

DOWNLOAD

14 Urban renewal
Digital LPTV could create a whole new ball game.

FCC UPDATE

18 White space use OK'd
Low-power devices can operate in the band in 2009.

DIGITAL HANDBOOK

TRANSITION TO DIGITAL

20 Digital conversion
Retaining high-quality video and audio requires a well-designed, integrated format converter.

COMPUTERS & NETWORKS

28 Modern archives
The repository moves to the front of the workflow.

PRODUCTION CLIPS

32 HD editing on the go
Powerful new laptops enable editors to perform nonlinear editing.


continued on page 8



44

ON THE COVER:

Today's TV experience, with HD pictures and multichannel sound, seems light-years from yesterday's technology.



54



62



70

Why

A

N

D

how?

no match.

nothing matches the flexibility and reliability of P2 HD.

Bring on your most demanding production challenges! "No-moving-parts" solid-state reliability combines with full 2/3" HD production quality and the IT-based flexibility of P2 HD in a new line of professional-quality HD tools.

P2 HD's dual-codec capability – DVCPRO 25/50/HD as well as advanced AVC-Intra – team to provide full compatibility now and a solid investment for the future. AVC-I offers comparable DVCPRO HD quality at half

the bit rate, doubling recording time per P2 card while lowering media storage and distribution costs.

With the debut of our new P2 HD 2/3" HD/SD camcorder and mobile recorder, you have an IT-compatible solution for full HD quality broadcasting and production. Choose your path to HD wisely, and learn more about P2 HD by visiting www.panasonic.com/p2 or call 1-800-528-8601.



AJ-HPX2000

- 2/3" 3-CCD Shoulder Mount camcorder
- 2/3" Full HD quality 3-CCDs
- 14-bit A/D with DSP
- 17 HD/SD formats including 24p
- High-sensitivity of F11
 - Digital Super Gain
- DVCPRO 25/50/HD
- Optional AVC-I codec support

AJ-HPM100

- P2 HD Mobile
- Multi-format recording/conversions
- 6 P2 card slots
- Versatile I/Os
- 8-channel PCM 16-bit audio
- 9" HD LCD monitor and stereo speakers
- DVCPRO 25/50/HD
- Optional AVC-I codec support



P2 HD when reliability counts.

Panasonic ideas for life

SYSTEMS INTEGRATION

TRANSMISSION & DISTRIBUTION

38 Distorted 3GHz

High frequency does not guarantee high performance. Time domain parameters could be slowing you down.

NEW PRODUCTS & REVIEWS

APPLIED TECHNOLOGIES

111 Obor Digital's Zeus management system

112 Belden Brilliance A/V cabling

FIELD REPORT

116 SoundField's DSF-2 microphone

TECHNOLOGY IN TRANSITION

118 Camera support

The success of today's systems relies on a balance of technology and physics.

NEW PRODUCTS

120 Scientific Atlanta's Prisma II HD-RXR and more ...

DEPARTMENTS

10 EDITORIAL

12 FEEDBACK

122 CLASSIFIEDS

125 ADVERTISERS INDEX

126 EOM


THIS MONTH'S FREEZEFRAME QUESTION

Complete the following definitions:

- The acronym BNC stands for _____.
 - Cross luminance is sometimes called _____.
 - _____ is a picture defect typically caused by insufficient sampling or poor filtering of the digital video.
 - The scanning format that captures in one top-to-bottom scan is called _____.
 - The _____ frequency is defined as _____ the sampling frequency of a discrete signal processing system.
- These questions are from Tektronix's "Digital Video Measurements."

Readers submitting winning entries will be entered into a drawing for *Broadcast Engineering* T-shirts. Enter by e-mail. Title your entry "Freeze-frame-December" in the subject field, and send it to: editor@prismb2b.com. Correct answers received by Feb. 1, 2007, are eligible to win.

38




112



116



10





MAXIMUM PERFORMANCE POST PRODUCTION MEDIA

Developed with the most advanced tape and digital technologies, Maxell Professional Media delivers unsurpassed quality, reliability, and durability. This allows post-production professionals to function at the highest levels with complete confidence. And because Maxell offers a comprehensive line of tape and disc formats, Maxell Professional Media provides maximum performance for any and all applications: Broadcast and HD recordings; film-to-tape transfers; EFP editing; duplication; and long-term archival storage.

For more information, visit www.maxell.com.

 D-5  HDCAM  DIGITAL BETA  DVD-R BQ  LTO 3  DVPRO HDV



maxell
www.maxell.com

Is television making you fat?

The problem with television is it's too _____ [fill in the blank]. Maybe you think that television is too liberal, too conservative or too violent. But, have you ever considered that it is too fattening?

In September, FCC Chairman Kevin Martin, Commissioner Deborah Taylor Tate and Kansas Republican Senator Sam Brownback announced the formation of the Media and Childhood Obesity: Today and Tomorrow task force. Brownback said, "Judging by the sheer volume of media and advertising that children consume on a daily basis, and given alarming trends in childhood obesity, we're facing a public health problem that will only get worse unless we take action."

At first, one might think this was just political hot air to start another government-funded program. Unfortu-

By the time a student graduates from school, the child will have spent between 15,000 and 18,000 hours watching television, but only 12,000 hours in school.

54 percent in children ages 5 to 11 and by 40 percent in adolescents.

Unfortunately, we adults aren't setting a good example either because nearly one-third of American adults, close to 59 million, are obese. So what does television have to do with all this?


Researchers claim that children need to stop watching so much television and play more. A study at the Johns Hopkins University School of Medicine along with the CDC and NIH found that as children increased their consumption of television, their weight increased as well.

More than one-fourth of American children watch at least four hours of television a day. By the time a student graduates from school, the child will have spent between 15,000 and 18,000 hours watching television, but only 12,000 hours in school.

The study also shows that 42 percent of school children eat their dinner while watching television. Overweight children consumed 50 percent of their dinners in front of the television. Only 35 percent of normal-weight children ate while watching television. The research indicates that if you're watching television, you aren't paying attention to what, or how much, you're eating.

At last spring's NAB convention, Jim Davidson, executive director of the Advertising Coalition, said advertising wasn't the cause of children being overweight. If so, how does he explain the fact that the more television you watch the fatter you are?

While there is no reason to kill the messenger (television), we do need to get our kids — and ourselves — off the couch and exercise more. We'll all pay a price in higher health insurance and increased illnesses if we don't.



nately, there's some serious truth behind the issue.

Nearly one-third of American children between the ages of 5 and 14 are obese, compared with one in six 30 years ago. (People are considered obese if their BMI is greater than 30. They are considered overweight if their BMI is 25 to 30. BMI is calculated by dividing a person's weight by the square of their height (w/h^2), all expressed in meters and kilograms. Use this site to calculate your BMI: www.nhlbhsupport.com/bmi/bmicalc.htm.)

Fifteen percent of today's children aged 6 to 9 are considered overweight, 4 percent more than in the previous study. Even worse, since 1960, obesity has grown by

Broad Dick

EDITORIAL DIRECTOR

Send comments to: editor@prismb2b.com

MULTI-IMAGE + ROUTER



Multi-room, multi-image processor + router


That's right, a multi-room, multi-image display processor and router in a single, expandable chassis. As a multi-image processor, **Kaleido-X** offers the highest level of signal flexibility. Each chassis can display 96 HD, SD or Analog inputs any number of times, in any size, across 8 displays of any resolution

and orientation. As a router, it offers switching of 96 unprocessed inputs to 48 HD/SD outputs for feeding monitors, test equipment and master control or production switchers. So if you're looking for the most flexible, most integrated monitoring and routing solution, call Miranda.



Tel.: 514.333.1772 | ussales@miranda.com
www.miranda.com

FOR THE CHANGING FACE OF TELEVISION



Turner Studios' PCR-22 studio production control room features NEC color LCD displays. Photo courtesy AZCAR.

Display differences

Dear editor:

I know that many broadcast control rooms and mobile units are converting from CRTs to LCDs, LEDs and plasmas. I am interested in learning more robust information on the topic. Specifically, I'm looking for any information on the size of the market; market growth; what features, functions and inputs are important to this market; and how LCD, LED and plasmas differ between control rooms and mobile units.

Elizabeth Wolff
NEC Display Solutions

John Luff responds:

The main issues in broadcast-quality monitoring environments are colorimetry and stability, motion portrayal, contrast, image cut off light leakage (black level), aspect ratio, HD/SD compatibility, input options, calibration strategy, and cost. CRT broadcast monitors (called grade 1) historically have had highly repeatable colorimetry and the ability to be finely calibrated.

Other monitoring methods, including front projection, and emissive and transmissive displays, must be measured in comparison to the capabilities of CRTs. The feature set of current CRT monitors for professional use is likely to be replicated in any solution accepted as a true replacement.

A few manufacturers have begun to attempt to satisfy this market with non-CRT hardware, but not without resistance and skepticism in the market because of the technical capabilities of alternative technologies. I suspect that little public research has been done on the market issues you raise.

Features and controls should not be the primary concern. Mobile units and even some video control rooms are not the issue, either. I strongly believe that in sensitive markets, performance is the main issue. This includes camera shading, telecine operations and quality control. The disappearance of CRTs will be a major issue confronting the industry during the next several years. Most control rooms, trucks and fixed facilities are more concerned with picture composition and approximation of the image received by home viewers. In this regard, it is particularly difficult to make a selection, because home viewers today have a spectrum of choices, all of which create a matrix of production and viewing conditions that makes a single technology choice difficult to justify.

BE

A resolution

Dear editor:

The data sheet for my Sony BVM-A20F1U monitor says that with a 16:9 picture, the raster will display 700 TV lines. If I install one of these monitors with the HD module and give it a 1920 x 1080/59.94/2:1 interlaced sig-

nal, will I only be able to see 700 lines of resolution? What about the other 380 lines? If I then give the monitor a 1280 x 720/59.94/1:1 progressive scan signal, will I see more of the picture? Does the Kell factor affect this? What

exactly am I seeing on the screen? Do any displays show all 1080 active lines of a 1920 x 1080i signal?

Name withheld by request

John Luff responds:

Your question is timely as the interest in 1080p displays is rising in consumer circles. Resolution in lines per picture height is measured on the basis of alternating lines of black and white.

The Kell factor is certainly important. With 1080 active lines, the Kell factor reduces the maximum resolution for interlaced pictures to about 70 percent, or about 756 lines. Progressive scan does not suffer because every line is present on every frame.


One could argue that 720p is about the same perceived vertical resolution as 1080i. Horizontally, there is a huge difference, in theory at least, with 720p having two-thirds of the resolution. In practice, most compression systems subsample all inputs to about 1440 pixels, making the two standards essentially identical at the home receiver. However, 720p has better temporal resolution, with 60fps compared to 30fps for 1080i.

Progressive scan images are easier to compress, leading to better pictures for the same data rate. 1080p displays have interpolated the missing picture data because consumer interlace pictures don't contain the full production aperture of 1080p through DTV systems. I suggest producing in 1080p and keeping it that way if you want to see all 1080 lines.

BE

ATTENTION READERS!
Sign up now for
BroadcastEngineering's
HD Technology Update
e-newsletter
at www.broadcastengineering.com

Test Your Knowledge!
See the Freezeframe question of the month on page 8 and enter to win a Broadcast Engineering T-shirt.
Send answers to editor@prismb2b.com



ADC's Pro Patch™ video panels

have long been recognized as the leader in video patching. Panels are available in a wide variety of configurations for rack sizes, jack types, and color options. The PPI series panels are the ideal choice for demanding professional environments:

- Durable welded-steel frames prevent bent, cracked and broken ears
- Widest variety of jack types available including standard, midsize, and MUSA standard
- Exclusive snap-over designations keep cards and windows in place and make changes easier
- Durable molded ABS inserts prevent stripped screws and cracked inserts

Whether it's copper or fiber, ADC's audio, video and data products are built to provide unmatched performance and reliability, and all ADC products are backed by outstanding pre/post-sale engineering support as well as the industry's best warranty.

Contact us today and find out why ADC means "performance by design."



2x32 Midsize PPI Series Super Video Jack Panel

Call today for fast delivery!

For a free copy of ADC's 13th edition broadcast product catalog, call 1.800.366.3891 ext. 20000. Or visit adc.com/broadcast.



Urban renewal

Digital LPTV could create a whole new ball game.

BY CRAIG BIRKMAIER

It was all supposed to be over soon. As America celebrated the arrival of 2007 in Times Square, potentially millions of televisions would go dark at the stroke of midnight when more than 1000 full-power NTSC transmitters were turned off forever. Instead, the nation's full-powered broadcasters will be celebrating yet another year of milking that old NTSC cash cow, flush with more than \$1.5 billion in political advertising revenues from the midterm elections.

Last month in this column, I suggested that there might be a lot of old televisions sitting on the curb when the NTSC plug is finally pulled on Feb. 17, 2009. But this may not be the case.

While full-powered broadcasters are a decade into the DTV transition, the nation's Class A and LPTV broadcasters are just starting the process. And viewers in many markets, especially those in the more densely populated areas, may still receive NTSC broadcasts from these stations long after the full-powered NTSC transmitters go offline.

Earlier this year, the FCC announced DTV transition rules for Class A, LPTV and translator licens-

ees, and opened an application window for new digital licenses. The new rules provide that existing permittees and licensees in these services be given the flexibility to choose one of two methods to convert existing analog stations to digital. Stations can either implement an on-channel digital

return one of the two channels to the commission and operate the station only in digital mode.

In recent months, the FCC began processing thousands of applications for digital Class A, LPTV and translator licenses. The agency is expected to begin issuing these licenses in 2007.

Many Class A licensees have been acquiring multiple licenses in major markets in hopes that these licenses will become more valuable through the use of digital broadcasting techniques.

conversion of their analog channel (a flash cut) or seek a (second) digital companion channel that may be operated simultaneously with their analog channel.

According to the FCC order, analog licensees are not guaranteed a digital companion channel and must identify a channel that can be operated consistently with the commission's interference protection rules. The order went on to say that at a date to be determined in the future, the commission will require that the permittee or licensee terminate analog operation,

After these licenses are issued, licensees will have three years to commence digital operations. Thus, low-power NTSC broadcasts will continue for an indefinite period, perhaps lasting well into the next decade.

Do nothing

The demise of full-powered NTSC broadcasts has been viewed as a short-term opportunity for some in the low-power segment of the industry. As the only analog game in town, Class A and LPTV stations will continue to serve the large, installed base of NTSC receivers.

Some licensees have suggested that the low-power service could carry analog versions of the signals of full-powered DTV broadcasters. But this point of view has not gained much industry support.

Many Class A licensees have been acquiring multiple licenses in major markets in hopes that these licenses will become more valuable through the use of digital broadcasting techniques. The most obvious benefit is the ability to deliver multicasts.

With multiple licenses, it would be possible to offer a multichannel service without subscription fees. Many

FRAME GRAB *A look at the issues driving today's technology*

DVR penetration in the United States

DVR installations have been steadily increasing

Dates	Percent of total households with a DVR	Percent of total persons 18-49 with a DVR
May 1-7, 2006	5.5%	7.3%
July 10-16, 2006	7.2%	9.3%
Sept. 25 - Oct. 1, 2006	8.9%	11.5%

Source: Nielsen Media Research

www.nielsenmedia.com

For the full impact viewers expect,
nothing delivers surround sound like Dolby® E.



Today's HDTV viewers expect surround sound with their programming, and Dolby® E makes it happen. With Dolby E you can easily deliver surround sound from the remote truck to the network, from the network to the local station, and within cable and satellite operations. Dolby E converts your two-channel broadcast plant to a multichannel audio facility.

Dolby E carries audio metadata to ensure the integrity of your program's original sound. It automatically controls the complete audio delivery path—from production to the viewer's home. Dolby E is also incorporated in many other manufacturers' broadcast products, so you can deliver surround sound more easily than ever. Join the hundreds of broadcast and postproduction facilities that already know how well Dolby E delivers. It's the right play to call.

www.dolby.com/tvaudio

Dolby and the double-D symbol are registered trademarks of Dolby Laboratories.
© 2006 Dolby Laboratories, Inc. All rights reserved. S06/16322/17632



LPTV operators have been developing carriage arrangements with content providers who cannot get clearance via cable or broadcast stations. The proponents of a rapid transition to digital broadcasting techniques are also interested in the ability to deliver new services using IP multicast techniques.

The Community Broadcasters Association (CBA), which represents Class A and LPTV broadcasters, has been highly proactive in lobbying for and promoting the transition to digital for its members. The organization's official Web site works under the banner of DTVNow.org.

The CBA has been lobbying the FCC to grant Class A and LPTV licensees greater flexibility in the technologies used with these new digital licenses. There is strong interest in the A-VSB proposals now being developed and tested by the ATSC. With A-VSB, it might be possible to serve portable and mobile receivers, and to create single-frequency networks to expand market coverage.

It is important to note that operation at lower power levels is not as large a disadvantage with DTV as it is with analog broadcasts. Many full-power broadcasters have been operating their DTV transmitters at reduced power levels with good results. And early ATSC receivers often suffered from overload in the analog front ends when in the presence of high

power levels. At power levels around 15kW, a LPTV broadcaster may be able to cover 85 percent of the market area of a high-power broadcaster.

The prospect of building single-frequency networks offers Class A and LPTV stations the potential to be highly competitive in terms of the ability to receive over-the-air broadcasts. If portability and mobility were enabled, entirely new markets could be developed.

Also noteworthy is the FCC's authorization for DVB modulation techniques in spectrum that is being

Buffalo, NY, market. They were able to achieve solid reception at speeds up to 80mph.

Further testing is currently underway at the Communications Research Centre in Ottawa. It is anticipated that the ATSC will complete standardization of some elements of the A-VSB proposals in 2007.

As with the digital video broadcast system, improved robustness, portability and mobility come with a price. In a presentation by the A-VSB proponents at the Iowa DTV Symposium held in October, showed one example

There is strong interest in A-VSB. With A-VSB, it might be possible to serve portable and mobile receivers, and to create single-frequency networks to expand market coverage.

recovered from analog broadcasters. Companies such as Aloha Partners and QUALCOMM are developing mobile TV services by using OFDM modulation in the 700MHz spectrum that was acquired at auction.

The CBA is asking the FCC if it too can have the flexibility to choose an alternative to ATSC modulation. At the same time, the CBA is asking the NTIA to consider the possibility of an upgrade path for the digital-to-analog converter boxes for which the agency will be issuing \$40 subsidy coupons.

A-VSB developments

Members of the CBA have noted A-VSB's potential to add value to the digital LPTV franchise. The ATSC is in the process of testing and standardizing A-VSB. Several elements of the backward-compatible A-VSB proposals will make it possible to improve reception for fixed receivers using low complexity antennas and to enable walkabout portability and possibly mobile reception.

The A-VSB proponents — Rohde & Schwarz and Samsung, with support from the Sinclair Broadcast Group — recently tested these techniques in the

that trading 5Mb/s of the 19.2Mb/s 8-VSB payload added training signals for advanced equalizers to deliver a robust 1.5Mb/s bit stream.

There are many variables in the proposal. At this point, it is not clear what the actual tradeoffs will be or how A-VSB will compare with DVB-H.

What is clear is that the future may be filled with opportunities for a segment of the OTA broadcast industry that has struggled to compete with full-powered broadcasters. Given the high price that spectrum is bringing at auction, Class A and LPTV licenses may well be worth more than the paper they're printed on.

According to Greg Herman, president of WatchTV in Portland, OR, and vice-president of the CBA, this is an important time for Class A and LPTV licensees to stay the course. He says, "How do you stay in the game? Go digital!"

BE


Craig Birkmaier is a technology consultant at Pcube Labs, and he hosts and moderates the OpenDTV forum.

? Send questions and comments to: craig_birkmaier@prism2b.com

Web links

- Community Broadcasters Association
<http://communitybroadcasters.com/new.php>
- "Mobile madness," *Broadcast Engineering*, July 2006
http://broadcastengineering.com/news/broadcasting_mobile_madness/index.html
- A-VSB presentation at the Iowa DTV Symposium
www.iptv.org/dtv/2006/media_pres.cfm?ses=5&id=7&Track=T

Blackmagicdesign



Only DeckLink HD Extreme has SDI and analog connections in HD and SD for only \$995!



The new DeckLink HD Extreme features both SDI and analog I/O connections that instantly switch between HD and SD. Use with the latest PCI Express Mac and Windows computers for the world's highest quality editing, effects and broadcast paint solution.

Connect to any Deck, Camera or Monitor

DeckLink HD Extreme supports standard and high definition SDI 4:2:2 and analog YUV, as well as NTSC/PAL and S-Video in and out. DeckLink HD Extreme also features 2 channel AES audio and professional analog stereo XLR audio in and out. An RS-422 port is included for controlling broadcast decks and a genlock/HD tri-sync input for connecting to large broadcast systems.



High Definition and Standard Definition

If you're moving between SD and HD, DeckLink HD Extreme's SDI and analog component YUV connections will switch standards instantly. Work with the widest range of equipment, such as Betacam SP, HD set top boxes, HDV cameras, Digital Betacam, HDCAM, D5, HDCAM SR 4:2:2 and more.



World's Highest Quality

DeckLink HD Extreme works natively in 10 bit 4:2:2 and features the industry's only true 14 bit analog conversion with uncompressed video capture/playback. With uncompressed 10 bit capture and playback, you'll always retain that pristine film look.

Compatible with Popular Video Software

DeckLink HD Extreme gives you the freedom to move between platforms with drivers for PCI Express Apple Mac OS X™ and Microsoft Windows™ systems. Use your favorite video software such as Final Cut Pro™, Premiere Pro™, After Effects™, Photoshop™, Shake™, Combustion™ and many more.



DeckLink HD Extreme
US\$995

Learn more today at www.blackmagic-design.com

White space use OK'd

Low-power devices can operate in the band in 2009.

BY HARRY C. MARTIN

The FCC has released a report and proposed rule making in its 2004 proceeding dealing with the authorization of unlicensed devices to operate in the spectrum currently set aside for TV broadcasting.

Low-power devices

In the report, The FCC authorized low-power devices to operate in the TV band, but only after the end of the DTV transition in 2009. The agency will not authorize the use of personal portable devices at this juncture. Only fixed, or stationary, low-power operations will be permitted. The use of personal portable devices would likely pose a greater risk of interference, so the FCC is seeking further

comment on this issue.

The commission has also prohibited low-power devices from operating on Channel 37 (to protect the radio astronomy services) and Channels 52 to 69 (to protect the wireless and public safety services authorized to operate on these channels).

And the FCC has prohibited, until the end of the DTV transition in February 2009, the marketing of portable or fixed devices. It wants to protect TV stations finalizing their DTV transition as well as allow itself time to adopt the technical rules under which the new unlicensed service will operate. The marketing of these devices will ultimately be covered by the new rules.

The commission questions whether the use of the TV spectrum for these fixed low-power devices should be on a licensed or unlicensed basis. The FCC prefers the unlicensed use of the spectrum, given the wide range of the spectrum's availability (rural vs. urban) and the difficulty that would be involved in creating priority rights to the spectrum among licensees.

Use of unlicensed devices

Additionally, the commission is seeking comment on the appropriate method for determining whether a particular swath of spectrum is available for use and whether unlicensed devices would cause harmful use to TV stations in the vicinity.

The commission has proposed three possible solutions:

- enabling the devices to sense whether the spectrum is available;
- professionally installing the devices, equipping them with GPS, and guiding them by a database of existing TV stations; or
- establishing a control signal program in which existing FM, TV and CMRS providers would continuously

broadcast a signal providing a list of channels available to devices, and limiting the device to operate only on one of those channels.

There is only one other sensing system currently authorized for use in the 5GHz band, but there are substantial differences between that already authorized use and the use under consideration. Therefore, the FCC is asking for testing to show that a sensing system could work in the TV band.

The commission is also seeking comment on the best method for making these systems work. The FCC wants comments on the appropriate threshold for sensing devices and on whether to protect TV channels that are adjacent to the spectrum to be used for the unlicensed devices. Also, the FCC is considering whether these unlicensed devices will be required to use transmit power controls that will limit the transmit power to the minimum necessary.

The FCC is also considering excluding the devices from operating on Channels 2 to 4. With respect to possible standards and limits for out-of-band emission levels, the FCC has asked whether it would be appropriate to use the same standards currently applied to other unlicensed devices.

The commission is also asking the public to substantiate its claims of interference or no interference with data and test results. While the FCC will be conducting tests to determine whether any of the methods for avoiding harmful interference will work, it is also seeking studies from the public. **BE**

Harry C. Martin is the past president of the Federal Communications Bar Association and a member of Fletcher, Heald and Hildreth PLC.

Dateline

Jan. 10 is the deadline for placing children's TV programming reports (Form 398) in the public files of all full-power and Class A TV stations. Also, on Jan. 10, all commercial TV and Class A stations must place in their public files their certifications with respect to compliance with commercial limits during programming for children ages 12 and under.

Jan. 10 also is the date by which all TV and Class A stations must place their quarterly issues and program lists in their public files.

Feb. 1 is the deadline for renewal applications for TV, TV translator, LPTV and Class A stations in New Jersey and New York. TV stations in those states also must file biennial ownership reports by Feb. 1. TV stations, LPTV stations that originate programming and Class A stations must file EEO program reports by Feb. 1.

? Send questions and comments to: harry_martin@prism2b.com



SONY.

HDCAM

“Sony was the only supplier to step up to the plate.”

— Jason Taubman and Paul Bonar, Game Creek Video

HDemanding

Jason Taubman, VP of design for mobile production company Game Creek Video, faced contradictory demands. He tells us, “Some clients required the highest quality in 1080i and others demanded the same in 720p. Some venues only had fiber and some strictly triax. Sony was the only supplier to meet all these requirements in a single camera.”

“We committed to the HDC-1500, Sony’s 1080/60p camera before it was even a model number,” says Paul Bonar, VP of engineering. “And Sony committed to us. Their engineers heard our input on the large lens ‘sled,’ which works like a charm. We gave them distressed cable to help design the triax adaptor, which is brilliant. And in service and support, Sony has risen to every challenge and met every need. We’re now on our fifth consecutive truck with the HDC-1500, the best HD camera we’ve ever seen.”

Fiber, triax, 1080i and 720p multi-format support... that’s the new way in HD.

www.sony.com/HDSelect1

THE NEW WAY OF BUSINESS™

© 2006 Sony Electronics Inc. All rights reserved. Features and specifications are subject to change without notice. Reproduction in whole or in part without written permission is prohibited. Sony and HDCAM are trademarks of Sony. The New Way of Business is a service mark of Sony.

Digital conversion

Retaining high-quality video and audio requires a well-designed, integrated format converter.

BY ALDO CUGNINI

Aspects of format conversion have been known and appreciated for some time, due to the frequent need to convert between different video standards. Many of the same techniques that were developed for analog systems apply in the digital world. However, additional techniques are needed, some of which are not always appreciated. To understand the basis of digital conversion techniques, let's look at the analog situation first.

Analog conversion

When converting between two analog television systems, several elements must be changed, including frame rate, line rate, scan method and signal encoding. In effect, the first three elements are changed by an interrelated form of sample rate conversion, which was the subject of last month's Transition to Digital column.

This element trio essentially defines the pixel rate of the system. Therefore, in order to convert between two different standards, it's necessary to do the appropriate sample rate conversion both spatially and temporally, meaning within a field or frame and between the fields or frames.

Mathematically, the appropriate interpolations or decimations need to be done in both the spatial and temporal directions. In practice, the situation is more complex because of the use of interlaced scan.

For simplicity, let's first consider a fictional case, with two systems at 30Hz and 60Hz frame rates and both using progressive scanning. Let's also assume that both systems have the same vertical line rate. Converting from the 30Hz system to the 60Hz requires interpolation between the 30Hz frames and the creation of new frames.

In principle, this would seem to be the same as a change in spatial resolution, which would involve spatial interpolation between adjacent spatial pixels, in order to create new pixels. However, the time dimension must

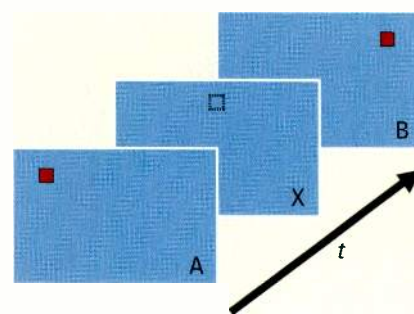


Figure 1. Frame X shows proper temporal interpolation of the movement of the object from Frame A to Frame B.

account for objects in the picture that can move from one frame to the next. This creates a new requirement. Now, it's necessary to predict the motion of these objects to faithfully reproduce their motion in a new frame.

Intermediate images

By illustration, let's assume an object is moving horizontally, such that it appears at the locations shown in Figure 1 at the times A and B. (The translation is exaggerated here for clarity.)

Logically, an interpolator should produce an image as shown in the intermediate frame X. However, a straight pixel-by-pixel temporal interpolation by averaging the successive frames would actually produce the result shown in Figure 2 on page 22. Obviously, this is not the correct way to create the new frame.

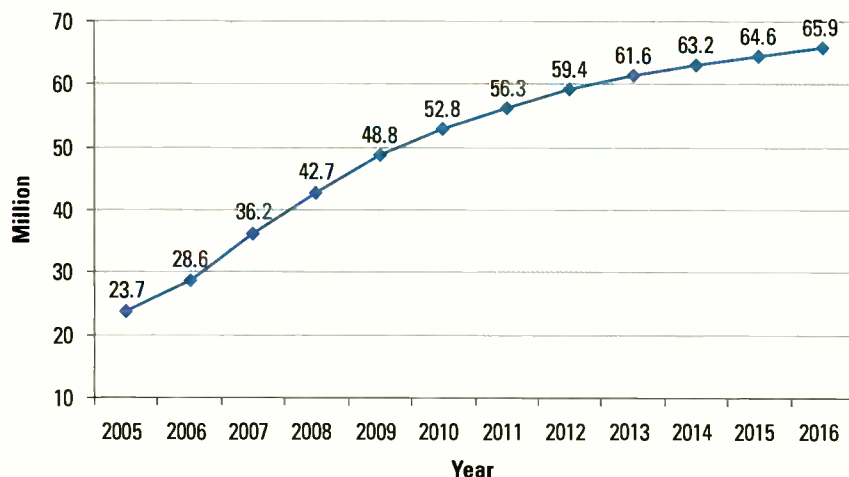
In fact, using a more sophisticated filter to reconstruct the intermediate image, such as a $(\sin x)/x$, creates an

FRAME GRAB

A look at tomorrow's technology

Total cable VOD households

Kagan Research forecasts 65.9 million VOD homes in U.S. by 2016



Source: Kagan Research

www.kagan.com

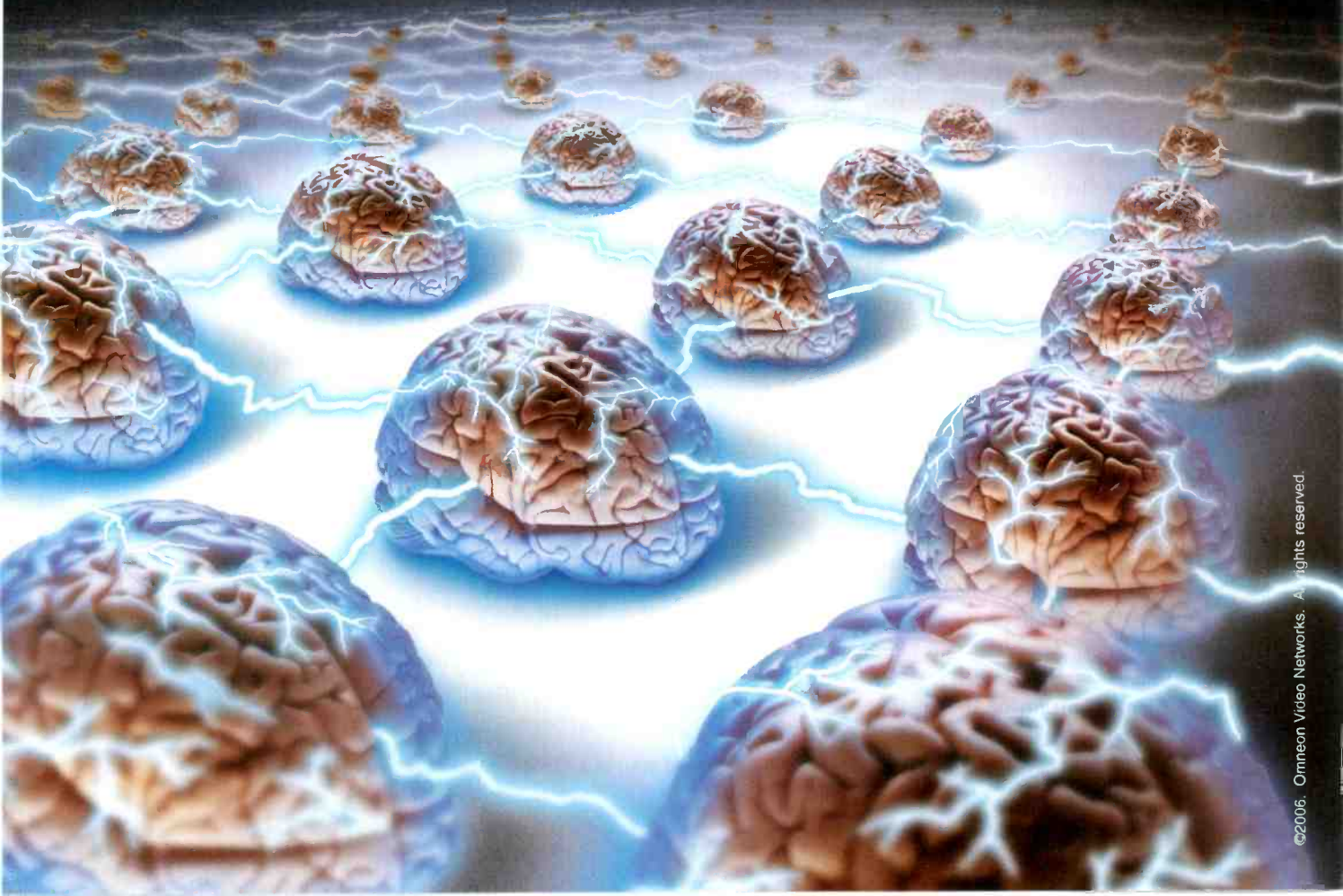
Imagine the productive power of the world's most advanced storage solution.

Engineered after nature's own ultimate active storage system, the Omneon MediaGrid™ content library truly does think for itself. Self-monitoring, self-healing and media-aware, MediaGrid may be more than you ever thought possible from a storage system. With intelligence that helps you access content more quickly, create and work with multiple formats simultaneously and even adapt system bandwidth automatically for high-demand content, MediaGrid delivers breakthrough workflow productivity.

With the introduction of MediaGrid, Omneon unveils the world's first "active storage." Now your content, the processing power to act on it, the network bandwidth needed to access it and the broadcast applications doing the work can all coexist in the same platform. And thanks to an ingenious modular design, future expansion is easy and virtually unlimited. If you've been imagining the world's most advanced storage and processing platform, we'd say great minds think alike.

*Talk to one of our systems experts today.
Call +1 866.861.5690 or visit omneon.com.*

 OMNEON



even worse situation. Such a filter requires many taps, or coefficients, in the frame-to-frame time direction. The result of such a filter is that the moving objects would become smeared over the same number of frames.

Motion estimation

An intelligent motion estimator is needed to determine the motion of objects within the picture and to

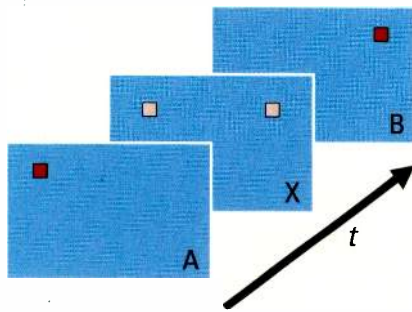


Figure 2. Frame X shows the result of poor temporal interpolation from Frame A to Frame B.

create new pixels based on this motion. Before the advent of high-speed digital processing, this was impossible to do. And format conversion inevitably resulted in serious conversion artifacts when rendering sequences of moving objects.

Extending the principle to conversions between field rates of 50Hz and 60Hz (or 59.94Hz), the difference is that it may be necessary to alter each frame to smoothly transition from groups of five frames to groups of six. Conversions in the reverse direction can also involve motion estimation, as the mere dropping of one out of every six frames would result in jerky video.

Interlaced scan

Adding interlaced scan to the situation further complicates matters. Interlace can be thought of as a vertical-temporal image sampling that alternates phase every field. (See Figure 3.) By further extension of the motion estimation technique, this sampling can be taken into account.

The difference is that objects having a vertical component to their translation should be processed using a different algorithm than objects with a purely horizontal motion. Deinterlacing, that is conversion from interlace to progressive, often entails maintaining the same image resolution. Fully generalized conversion, on the other hand, adds the element of spatial resolution to the process. Finally, the different analog standards require a conversion of the signal encoding techniques, such as luminance levels, chrominance encoding and blanking signals.

Digital conversion

In the digital world, the conversion between different scanning systems and resolutions is based on the same analog conversion techniques. However, the overall encoding is quite different when considering compression. A full digital standards converter thus adds the burden of conversion between different compression systems.

With MPEG-2 now a ubiquitous world standard, conversion between different compressed sources seemed to be straightforward, or even trivial.

But the introduction of new standards, such as MPEG-4, keeps things interesting.

Image compression

The astute reader may have deduced that image compression may offer a shortcut to motion-compensated scan conversion, as MPEG encoding already performs motion estimation. However, this process in an encoder is aimed at lowering the energy in the frame-to-frame difference of images, and this is done on a block-by-block basis, without regard to visual objects in the image. (While certain parts of MPEG-4 actually do code visual objects within pictures, the more frequently used MPEG-4 Part 10, also called AVC or H.264, does not.)

Therefore, a motion-compensated scan converter cannot base its conversion exclusively on the MPEG motion vectors within the stream. But it can use these as a starting point to arrive more efficiently at the needed information.

DCT and quantization

In order to transcode between

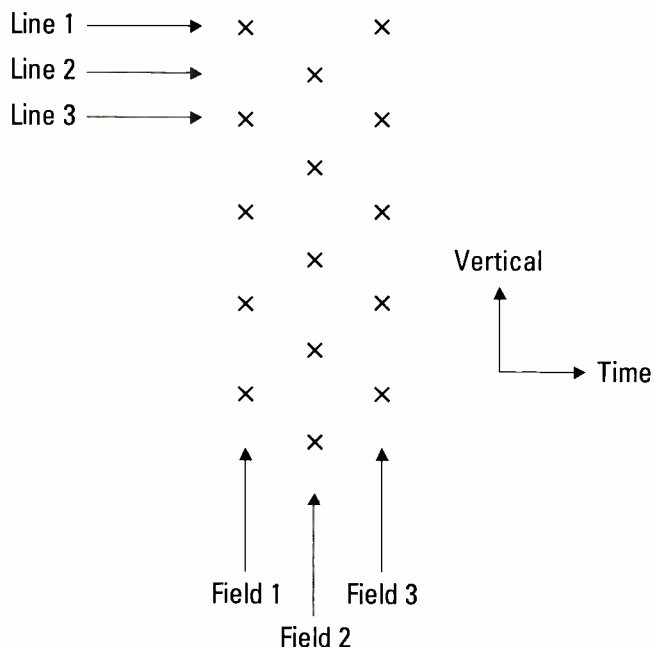


Figure 3. Interlaced scan in a vertical-temporal image sampling scheme.

Because the Lens Creates the Image...

You Can Be Confident When You Invest In Canon HD Lenses.

Don't put the wrong HD lens on the right HD camera! Remember: An HD lens is not a mere accessory to a camera. It is the crucial first stage where HD images are created before entering the camera's imagers. That's why Canon, a world leader in optics for the broadcast, digital cinema, and professional video industries, engineers a full range of HD lenses. Each lens is carefully designed for a specific category of HD camera, which are provided by leading manufacturers to the television and visual-entertainment industries.

This includes Canon's new HDgc line of lenses, engineered for the new generation of affordable HD camcorders (tapeless and tape-based) using 2/3-inch, 1/2-inch, or 1/3-inch image formats.

The Lens Creates the Image
Find out more at canonbroadcast.com

1-800-321-HDTV (Canada: 905-795-2012)

HD_{XS}

Field

- Five Models From 60X To 100X
- Built-In Optical Image Stabilization
- Latest Digital Servo System



HD_{XS}

Studio

- The World's First Compact Studio Lens
- Full Line Of HD DIGISUPER Lenses
- Ideal For Robotic Systems



HD_{EC}

Digital Cine

- Six Primes From 5 To 55mm
- Three Zooms (variable focal length)
- Unique Anamorphic Converter (ACV-235)



HD_{XS}

Portable

- The Broadcast Production Standard
- Eight HD Lenses To Choose From
- Proven, Superior Performance



HD_{GC}

Portable

- A Range Of Affordable HD Lenses
- Supports New HD Tapeless Models
- Available In All Image Formats



Canon
image*ANYWARE*

compressed signals, such as between MPEG-2 and MPEG-4, the brute force method is to completely decode the source and then re-encode the signal. However, this can often result in a substantial degradation of video quality, especially if the compression ratio is high.

A better conversion technique is to partially decode the source, and then re-encode from this point, while paying special attention to certain coding elements, namely, Discrete Cosine Transform (DCT) and quantization. (DCT is essentially a way of converting the spatial information in a block of pixels to an array of frequency information.) After this process is performed, the resulting coefficients can be quantized, or lowered in amplitude resolution.

This step actually performs the signal compression by reducing the number of bits required to represent

each block of pixels. It also creates visual artifacts and limits the number of successive encode/decode cycles that are tolerable.

For this reason, successive recoding of pictures will result in fewer artifacts if the previous information on quantization is preserved as much as possible. In fact, even if this information is not used — if all the pixel blocks line up exactly where they were in the previous encoding — a subsequent encoder will often process the images in the same manner as the previous. This will cause fewer artifacts than a completely independent recoding.

Combining these effects, a well-designed integrated format converter should always yield better resultant video than the brute force method. Some of these same considerations apply to audio. For example, when converting between different perceptual coding systems, such as Dolby

and MPEG, a better result should occur when the hardware takes into account the previously applied encoding and only partially decodes the signal.

Multiple generations

Always expect artifacts to become more apparent when multiple generations of encoding and decoding are applied. A recent widely broadcast sports event unfortunately demonstrated the results of a poor concatenation of standards converters. Choosing appropriate equipment, based on knowledge of how these conversions work, can go a long way to maintaining the highest quality video and audio.

BE

Aldo Cugnini is a consultant in the digital television industry.



Send questions and comments to:
acugnini@prismb2b.com

GET JACKED UP



Mid-Size Dual Video Jacks

HD Digital Video Jacks

Cutting-edge Technology

Improved Isolation & Return Loss

High-density 32-across Panels

Normal or Straight Through

3 GHz

- **New** Mid-size Video Jacks
- **Now in stock** triax cable
- **Low-cost** SD BNC Connectors
- **Plus** enduring favorites like:
 - TS100E cable stripper
 - Star Quad **and more!**

Visit us on the web: www.canare.com

California: 531 5th Street, Unit A San Fernando, CA 91340
Tel: 818.365.2446 • Fax: 818.365.0479

CANARE

New Euphonix Digital Audio Mixing Systems for Broadcast



New System 5-B Control Surface

The most advanced digital broadcast mixing system available, designed for more complex productions. With 8 knobs per channel and TFT displays for metering, routing and parameter display, System 5 is built for the ultimate in operational flexibility and visual feedback.


- New touch-sensitive LED color coded knobs
- Higher resolution screens
- Faster embedded processors for quicker boot times
- More memory for added features and faster response
- Improved fader resolution around 0dB



New Max Air Control Surface

A more compact control surface with 4 knobs per channel, a central SuperChannel, and a central touch screen interface making it very easy to learn and use. Max Air is ideal for one operator to handle everything from on-air news to production and outside broadcasts.

- Improved surface color coding
- New external screen meter option & new speaker shelves
- Faster embedded processors for quicker boot times
- More memory for added features and faster response
- Improved fader resolution around 0dB



New DSP SuperCore Featuring..

- DSP Processing - Up to 300 full featured channels per Core
- MADI I/O - Up to 24x24 MADI ins & outs (,344x1,344 paths)
- Broadcast Router - Controlled from PatchNet software
- 100% Total Redundancy Option of DSP, MADI I/O & router




New Modular Converters Featuring..

- 3RU 19" chassis conforming to the DIN 41494 specification
- 10 different input/output cards are available including..
- 75 ohm AES/EBU & SDI embed and de-embed
- Remote Ethernet controlled mic preamps

euphonix.com

©2006 Euphonix, Inc. All rights reserved
220 Portage Avenue • Palo Alto, CA 94306 • Ph: (650) 855-0400 • Fax: (650) 855-0410

 Euphonix

digital emotion

SONY

XDCAM HD
Professional Disc System



XDCAM[®] HD is the new Betacam[®]


Your Betacam newsgathering gear isn't getting any younger. And Sony has great news: the PDW-F350 XDCAM HD camcorder. Take advantage of the Full HD 1080 performance of 1.5 megapixel CCDs. Speed your workflow with MXF file-based recording, editing in camera, and the power of proxy A/V. And benefit from Slow Shutter and time lapse possibilities beyond the dreams of Betacam gear. All for about half the cost.*

You can even shoot standard definition now, then move to HD at your own pace. Or treat the Professional Disc™ media just like tape, and go to IT-based production whenever you're ready. And that may be the best news of all.

Call **201-930-6519** to set up a demo and visit www.sony.com/XDCAM to order your comprehensive Disc Set.



* MSRP in 2006 dollars of the BVW-300A in 1995 versus PDW-F350 today.
© 2006 Sony Electronics Inc. All rights reserved. Reproduction in whole or in part without written permission is prohibited. Features and specifications are subject to change without notice. Sony, Betacam, Professional Disc and XDCAM are trademarks of Sony.





**XDCAM HD.
THIS IS NEWS.**

Modern archives

The repository moves to the front of the workflow.

BY BRAD GILMER

I can remember walking through the MGM film archives shortly after Turner acquired the library. The archive is in a warehouse not far from the La Brea Tar Pits in Los Angeles. It consists of row upon row of shelves with just about every film and tape format you can imagine (except nitrate, which had been removed for safety reasons). The different videotape formats read like an artifact listing from a museum: 2in quad, 1in Type B and Type C, 3/4in, U-matic, various 1/2in formats, and so on.

As movie studios, broadcasters and post houses move from tape to digital facilities, the nature of their archives is changing. Modern archives house legacy film and videotape formats, but they are also repositories for new file-based content, much of which has never been copied onto tape. What is the meaning of an archive in a network-based facility? What is the role of an archive?

The traditional archive is an end-of-pipe process, meaning that it is a repository for finished content. The function of an archive has changed as new technologies have brought new possibilities.

In some facilities, the archive is the hub of a larger workflow. In others, it serves as the input source for subsequent processing. Both of these configurations depart dramatically from the traditional view of the archive as a repository.

Shared storage

Positioning the archive as the central point in the workflow transforms it to shared storage, where users can gain access to content concurrently. (See Figure 1.) While one person is editing content, another may be dubbing some of the same content to DVD. Some of these shared storage

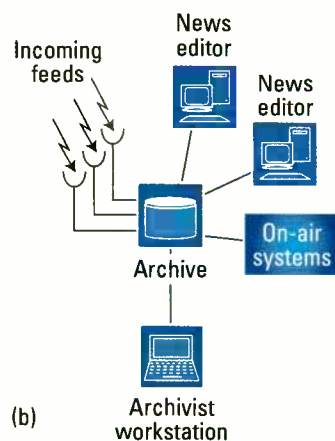
systems have long-term storage associated with them. In this configuration, these devices become an important archive for the organization.

Shared storage systems can turn into archives. We are rapidly approaching the point where disk storage is so inexpensive that it is not worth the time and effort to delete completed projects. As this shift takes

place, the shared storage system naturally becomes an archive. Managing this stored content effectively is another issue.



(a)



(b)

Figure 1. Archives are no longer end-of-pipe systems. Instead, they act as (a) shared storage for workgroups and as (b) triage systems in newsrooms.

place, the shared storage system naturally becomes an archive. Managing this stored content effectively is another issue.

Triage systems

Placing the archive at the start of the workflow allows incoming news feeds, for example, to go directly into the archive. Once the content hits the archive, one editor may begin working on a rough cut for a breaking news story. In parallel, another editor may be working on a longer version of the story for the evening news. Perhaps a little later, a third editor may access the same content for use in a magazine show that will air over the weekend. Again, content is available to several users at the same time, al-

lowing innovative changes in workflow. An archivist looks through the content, determining what content should be retained and what should be discarded. In this way, the archive functions as a triage system. (See Figure 1.) It enables ubiquitous access to content while simultaneously allowing the organization to determine what to keep for the long-term.


Deep archive

All of this is possible with conventional analog video or SDI. But these workflows are really optimized for network-based technology because the centralized archive is closely related to the computer client server model. In this model, multiple clients connect to a central server to access desired content on the server. Content is automatically routed to and from the central archive using the self-routing nature of packetized computer networks.

In Figure 1, the archive is shown as a single storage device. But this is because Figure 1 is a 2-D drawing. When you look at the archive in 3-D, you can see that it consists of several

AJA DESKTOP AND CONVERTER SOLUTIONS

We make the most reliable and proven video and audio Desktop I/O and converter solutions for the post-production industry. Whether you need an SD/HD solution for your Mac or Windows system, or stand-alone conversion gear, we've got you covered.



THE DIFFERENCE BETWEEN TOLERANCE AND ZERO TOLERANCE



DESKTOP SOLUTIONS

KONA 3

- SD, HD, Dual-Link HD, 2K I/O
- For Apple Final Cut Studio and Mac OSX

KONA LHe

- SD/HD Analog and Digital I/O
- For Apple Final Cut Studio and Mac OSX

XENA 2K

- SD, HD, Dual-Link HD, 2K I/O
- For Adobe Premiere Pro 2 and Windows XP

XENA LHe

- SD/HD Analog and Digital I/O
- For Adobe Premiere Pro 2 and Windows XP



MINI-CONVERTERS

HD10AVA

- SD/HD analog composite/component video and 4-channel analog audio to SD/HD-SDI with embedded audio

HDP

- HD-SD/SDI to DVI-D and audio converter

ADA4

- 4-channel bi-directional audio A/D and D/A converter

HD10AMA

- HD/SD 4-channel analog audio embedder/disembedder

different layers. (See Figure 2.) These layers are divided according to storage cost and access time. There is almost always an inverse relationship between these two components.

RAM storage is the top layer. Clearly, if video is cached in RAM, access times are extremely short. But while memory costs have dropped precipitously over the last few years, it is still expensive. In systems that require fast access times and that have a small number of popular items, RAM

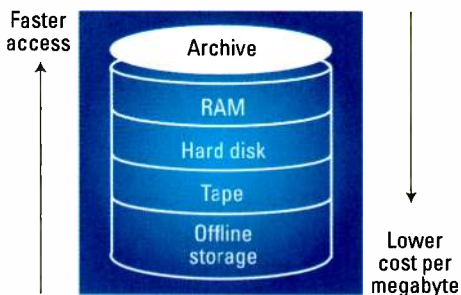


Figure 2. The four common storage elements in an archive system are RAM memory, hard disk, tape and offline storage.

cache can be the best way to achieve high system performance. RAM is always the first component in any archive system, even if it is not explicitly called out.

The second layer of the archive is hard disk. Several years ago, some industry pundits said that disk technology had reached the end of the road. Despite these predictions, performance continues to increase, and prices continue to fall. It is not uncommon to find disks spinning at more than 10,000rpm, which was considered a high speed several years ago. This high rotational rate allows the head to pass over the desired data much more quickly, decreasing access times. It also allows the data to come off the head much faster, allowing video to be read and written in real time.

The third layer in these systems usually consists of tape. There was a time when the difference in price between disk and tape was about 100:1.

Disk was so much more expensive than tape that systems were designed with a minimum of disk and a large amount of tape. But that has changed, and disk now occupies a much larger portion of the overall archive. Generally, the archive requires removable media at some point, and that is almost always tape. Large systems frequently employ robots to transfer tapes to and from drives.

The fourth layer is what most people would think of as a traditional archive — removable media on shelves. The media is typically film, videotape or data tape. At this layer, cost savings is the primary concern. The offline archive should be stable, and it should have good storage density at a low cost.

Archiving in the networked environment

Networked archives require specific design considerations. The archive is accessed through a dedicated file server over high-speed network connections. This server is optimized to serve large files. File systems, bus structures and other internal components are all designed to maximize throughput. In the past, little processing would occur in the server. These days, it is not uncommon for the server to perform file conversion on the fly, flipping the content into the appropriate format for the destination device.

With the advent of AAF and MXF, there is the potential to greatly increase the intelligence of the content stored in these archives at all levels. The metadata associated with an AAF or MXF file can stay with the file throughout the archive process. Should the database for the archive be lost, the database can be at least partially recovered using the metadata stored with the content. Also, as AAF and MXF content arrives at one of these systems, the metadata can be read from the file and used to populate the database so that preliminary data is available on every asset in the system.

The migration issue

One issue with any archive is how to migrate the content from one media type to another. The Hollywood crowd likes to point out, and rightfully so, that one answer is to eliminate obsolete media. An excellent archive format is 35mm film. However, analog videotape has presented serious challenges. Generation loss renders some material useless after only two or three migrations. The situation is better with data.

Digital storage, particularly computer data storage, allows the information on the media to be separated from the media itself. After all, when it comes to content, saving the media is not important.

Some time ago, a member of the Society of Motion Picture and Television Engineers, Dr. Juergen Heitmann, proposed systems that would automatically migrate content in archives from old media to new media. Dr. Heitmann recognized the disconnect between media and the content stored on the media. He proposed a data tape robot system that could accommodate different-sized tapes and different tape decks. The archive would copy content from old tapes to new ones in background when the system was not busy retrieving content for users.

Archiving in the networked world has the power to change workflows, increase access to content and allow broadcasters to get the most out of their content. **BE**

Brad Gilmer is president of Gilmer & Associates, executive director of the Video Services Forum and executive director of the AAF Association.

? Send questions and comments to: brad_gilmer@prism2b.com

ATTENTION READERS!
 Sign up now for
BroadcastEngineering's
 e-newsletter
BEYOND
the headlines
 at www.broadcastengineering.com

WE'VE GOT VIDEO TRANSPORT COVERED.

COAX, FIBER AND TRANSCEIVER SOLUTIONS.



UPL-2000 Video BNC Connector

High frequency, true 75 ohm BNC designed to handle high bit-rate digital video signal transmissions in conjunction with low loss broadcast coaxial cables. Return loss performance of -30 dB up through 3GHz.



Video Patchjacks and Panels

HDVDP/M Patchjacks designed and engineered to exceed SMPTE 292M specifications. Available in WECO and Mini-WECO sizes.



Video Panels available in 19" and 23" sizes, and in insulated black phenolic.



HD-Ready Mini WECO Looping Plugs and Patch Cords

Looping plugs have 50 millionths gold plated center contact for exceptional conductivity and durability over thousands of mating cycles. Unique insertion bushing protects plug barrel.

Video Patch Cords are fully tested for continuity, shorts, and Hi-Pot.



www.trompeter.com • 800.778.4401

STRATOS

optical technologies


BNC-to-Fiber ST Media Converter

Adapts 75 ohm BNC interconnect to fiber interface. Integrated SMPTE cable equalizer, receiver module incorporates re-clocker and cable driver. HD-SDI up to 1.485 Gbps.



BNC-to-Fiber LC Miniature Converter

SMPTE 292M compliant up to 1.485 Gbps. 75 ohm BNC (male) simplex electrical connector, high optical launch power, and CWDM wave-length capable.



Video Media Converter Racks

Easy-to-use housing platform for power management, diagnostics, and cabling on coax and fiber sides of video transport networks. Built-in Digital Diagnostic Monitoring.



HX 1080 Expanded Beam Connector

Expanded beam technology in SMPTE compatible format. Rugged, environment-proof hermaphroditic construction, optical insertion loss typical -0.75 db, return loss >-45 db. Field-repairable, easy-clean interface design.



www.stratosoptical.com • 708.867.9600

HIGH RELIABILITY • VIDEO CONNECTIVITY



HD editing on the go

Powerful new laptops let editors perform portable NLE.

BY STEVE MULLEN

Today, DV and DVCPRO (25Mb/s, 50Mb/s and 100Mb/s) are routinely edited on laptops. Depending on your perspective, this either increases the pressure to edit 24/7 or affords you the luxury of working at a location of your choosing. With the dramatic increase in the use of MPEG-2-based HD, many editors are now looking for laptops that provide the performance necessary for portable nonlinear editing.

HD challenges

There are two types of MPEG-2 HD: HDV (either 720p or 1080i) and XDCAM HD. HDV is available in a range of frame rates and is relatively simple to support. The 1080i version (HD2) literally has the same data rate as DV. Therefore, storage requirements and disk bandwidth are identical to DV, DVCAM and DVCPRO. However, because of the nature of long-GOP MPEG-2 media, the requirement for processing power is significantly greater than that required by intraframe codecs — no matter their bit rate.

The increased computational load is required at two points in the editing process. Whenever native HDV is viewed or processed by special effects, the MPEG-2 data stream must be decoded. In the case of multistream effects, all streams must be decoded. With the current generation of computers, multistream long-GOP editing has been computation bound so there has not been a concern about laptop disk performance.

When, however, intermediate codecs are used, because HDV is recompressed to a far less efficient codec, the requirement for RAID 0 has ruled out the use of most laptops. As we will

learn later, new laptops that incorporate powerful processors will enable a greater number of HDV streams to be handled. This, in turn, will increase the requirement for higher bandwidth hard disks, including RAID 0.

The more significant issue is the processing load required whenever the HD signal must be encoded using an interframe codec. Obviously, one such codec is HDV (or XDCAM HD), but there are others. In my experience, Microsoft's VC-1 codec delivers the highest quality at the lowest bit rate. Although strongly supported by Apple, AVC has not yet been used

ating an NTSC DVD will soon be replaced by an overnight encode job.

HD hardware solutions

Moving the entire HD production process to a laptop will require significantly more powerful laptops. Almost a year ago, Intel introduced a powerful chip called Core Duo, which features 151 million transistors, a 2MB L2 cache and two CPUs on one chip (dual cores). All Core Duos are 32-bit processors.

Apple recently moved to Intel-based processing using Duo chips. The 65nm chip offers optimized per-



New, powerful laptops, like this Apple MacBookPro, which includes Intel Core 2 Duo chips for 64-bit operation, offer more NLE ability when on remote.

for commercial HD DVD or Blu-ray discs. But like VC-1, AVC requires enormous number crunching capability during the encoding process.

As many of us know, exporting a timeline to HDV can require a painfully long encode time. With Blu-ray burners already on the market, the current near-real-time process of cre-

formance per clock cycle, while drawing no more power than a Pentium M. There are multiple versions of the Core Duo: T2300 (1.66GHz), T2400 (1.83GHz), T2500 (2.0GHz) and T2600 (2.16GHz).

The chip's front side bus (FSB) clock speed is 533MHz or 667MHz. Maximum FSB bandwidth is

ICONIX

The World's Smallest HD Video Camera

What Could You Do With a Dozen?



Multi-Format:

- 720p @ 24, 25, 30, 50, and 60 Hz
- 1080i @ 50 & 60 Hz
- 1080p @ 24, 25, 30, 50 and 60 Hz

- 3-1/3" Progressive Square Pixel CCDs
- Dual Link HD-SDI, DVI-D, and Analog Outputs
- 14-Bit Quantization

ICONIX Video, Inc.

800.783.1080

iconixvideo.com



5.3GB/s, which means DDR2-533 RAM (PC2-4200/4300) will be fast enough, unless the laptop has an Intel GMA950 graphics performance accelerator (GPA). If it has one, DDR2-667 RAM (PC2-5300/5400) should be installed.


Manufacturers are already upgrading laptops to include the second generation of the chip, called Core 2 Duo. It has 291 million transistors and is also built using a 65nm process. It features an FSB bandwidth of 8.5GB/s. Although DDR2-533 RAM has a bandwidth of 8.5GB/s, it may introduce "wait" states, so DDR2-667 RAM (PC2-5300/5400) should ideally be installed when using this processor.

Except for the entry-level versions, which you should avoid, all models have a 4MB L2 cache and support Intel's 64-bit instruction set (EM64T) plus SSE3. EM64 support enables Apple's OS X to return to 64-bit operation.

You may wonder why Intel released two seemingly identical processors in a little over six months. The answer lies in Intel's goal to design processors that can manage the maximum possible number of instructions per clock cycle while using the minimum energy consumed per instruction.

change, data without having to access the FSB or RAM.

- *Smart Memory Access.* This allows each core to obtain or exchange data without having to access FSB or RAM. A core processor has eight "prefetcher" units: two data and one instruction prefetcher per core plus two prefetchers as part of the shared



New processors, such as those in Intel's Core series, offer the increased ability to expand NLE abilities on a laptop and include functions once only possible from a desktop computer.

L2 cache. A prefetcher obtains data that might be needed using speculative algorithms.

- *Intelligent Power Capability.* This turns off unused processing units

are modified by the same streaming SIMD extensions (SSE) operation. Intel has extended the SSE instruction data width to 128-bits.

There are three high-power versions: T7200 (2GHz), T7400 (2.16GHz) and T7600 (2.33GHz). The Core 2 Duo's FSB clock speed is 533MHz or 667MHz. Core 2 processors can shut down unnecessary parts of a processor. According to

Intel, Core 2 Duo offers more than a 20 percent performance increase for processor-intensive tasks as compared to previous-generation laptops with Core Duo processors.

Of course, CPUs alone do not make a computer. Every laptop is built around a chipset that glues the processor components together. Intel now offers the 945GM and 945PM (part of the current Napa platform) and will soon offer the 965GM and 965PM Northbridge chip. (The 945GM and 965GM include the Intel GPA.)

The newer 965 (part of the Santa Rosa platform coming out early next year) offers the ability to run DDR2 RAM at 800MHz (for the coming 2.4GHz T7700 Core 2 Duo that will have an 800MHz FSB), support for 2GB memory chips (allowing 4GB using two SO-DIMMs), DirectX 10 compatible graphics, and up to a 50 percent increase in video performance over the 945.

Support for 4GB of RAM in a laptop is going to remove one of the last obstacles to moving compositing applications from a desktop to a laptop. The Santa Rosa platform's Southbridge (ICH8M chip) will support three Serial ATA II (3Gb/s data rate) ports and 10 USB 2.0 ports.

In the next nine months, laptop computers will undergo RAID technology advances that will further improve their performance, allowing them to support not only MPEG-2, but also AVCHD and AVC-I.

This required five architectural advances to the way a processor handles instructions and data:

- *Wide Dynamic Execution.* This enables a processor to perform four parallel processes simultaneously.
- *Advanced Smart Cache.* This means that both cores can access the huge 4MB L2 cache where data in use is stored. Each core can obtain, or ex-

and even single transistors. Another key to reducing consumption power is Intel's Enhanced SpeedStep, which reduces the clock speed when the system is idle or under a low load.

- *Advanced Digital Media Boost.* The most important to video production, this supports encoding, transcoding and compression. These functions all use vectors — a series of values that

It's more than the CPU

In the next nine months, laptop computers will undergo RAID technology advances that will further improve their performance, allowing them to support not only MPEG-2, but also AVCHD and AVC-I. In addition, both Blu-ray and HD DVD burners will become a critical component of laptops.

Automation

Media Management


Master Control

Control & Monitoring

Routing

Router Control

Modular Infrastructure



Engineering The Broadcast Future

Pro-Bel will shortly enter its 30th anniversary year...but this is no time to dwell on the past.

Powered by one of the most remarkable recent growth records in the industry, Pro-Bel will enter 2007 with its traditional values of reliability, integrity and innovation intact and with an exciting range of ground-breaking new products due to be launched during the year.

Pro-Bel offers the systems, the services and the know-how to help broadcasters design and implement the infrastructures they need to achieve business success. The Pro-Bel range covers:

- Routing and Switching: Huge range of solutions to meet every requirement
- Automation: From ingest and media management through to playout and archiving
- Control and Monitoring: Leading-edge tools to manage all broadcast infrastructures
- Modular Signal Processing: Pro-Bel's Vistek line offers outstanding HD and SD modular products including Cifer, the universal motion-compensated standards converter.

How can we help engineer YOUR future?



www.pro-bel.com

Sony is now shipping its second-generation Blu-ray equipped laptop — the 8.4lb, 2GHz T7200-based, \$3550 VAIO VGN-AR270 CTO. It features 2GB of 533MHz (PC2-4200) RAM, 17in WUXGA (1920 x 1200), GeForce Go 7600GT with 256MB VRAM, and a PCMCIA slot that will accept P2 cards. The AR270 has a pair

of 120GB 5400rpm SATA drives in a RAID 0 configuration. (Those with extreme power lust can purchase a 2.33GHz T7600 equipped AR270 for \$4100. RAID 0 storage options go up to 400GB.)

Blu-ray drives support blue-laser (BD-ROM, BD-R and BD-RE) and red-laser (DVD-R, DVD+R,

DVD±RW, DVD-RAM write, CD-R and CD-RW) operation. The ability to burn red-laser DVDs with AVC and VC-1 encoded content should

It seems inevitable that ... one of these chips will find its way into a laptop.

enable one to create high-definition SL/DL DVDs that can be played on an HD DVD player. Likewise, the AR270 should be able to play these discs. However, Sony does note that high bit-rate AVC and VC-1 encoded DVDs cannot be played on the machines.

The Sony laptop can be ordered with Windows XP Professional and supports Blu-ray using InterVideo's WinDVD BD and Ulead's BD Disc Recorder. It can drive HDTVs and 5.1 audio systems using its HDMI and SP/DIF ports.

Our future

Intel has already announced a Core 2 Quadro that packs two 2.66GHz Core 2 Duo chips with 8MB L2 cache. The four cores are packed inside a single package. Reports claim H.264 and WMV-HD encoding performance increased up to 80 percent when compared to the 2.66GHz Core 2 Duo.

When 45nm and 32nm technology is implemented, the four (or more) cores can be placed on a single die. It should then be possible to manufacture a "mobile" version.

Where is Intel going? Work is already being done on an 80-core design. Its projected performance is expected to hit one teraFLOP. It seems inevitable that someday, one of these chips will find its way into a laptop. I can't wait.

BE

Steve Mullen is owner of Digital Video Consulting, which provides consulting and conducts seminars on digital video technology.

fischer broadcast connectors

TELEVISION BROADCAST TOP INNOVATION AWARD 2005

The 1053™ HDTV connector has received the editor's award for "TECHNOLOGY INSIGHT FOR THE BOTTOM LINE" at the 2005 NAB show

Triax 1051/1052

- For American and International Standards
- Compatible with 3/8" and 1/2" cables
- Superior shielding
- Waterproof rugged design with corrosion resistant finish
- Ideal for multiplex signal transmission
- Precision self-locking connector for low contact resistance and long life

HDTV 1053™

- No Epoxy - No Polish
- Truly field install-able
- Incorporates Corning® UniCam® Fiber-Optic technology
- Outstanding increase in connector simplicity and convenience
- Fast and easy cable termination
- Significant decrease in assembly labor costs

Fischer Connectors, Inc.
1735 Founders Parkway
Alpharetta, GA 30004
Tel: 800.551.0121
Fax: 678.393.5401
mail@fischerconnectors.com
www.fischerconnectors.com


plus CORNING
fischer
CONNECTORS

The **New** Broadcast Standard.




VRK Series Broadcast Rack Systems

Fully welded cabinets
support 2,500 lbs. of
equipment and cable



Superior Cable Management

Wide variety of HD and data cable
management products, including
riser bases for raised floor systems



Power Distribution Solutions

Extensive selection includes configurable
low-profile power strips



SEISMIC
CERTIFIED



LISTED

Essential Code Compliance
NO EXTRA CHARGE

For 27 years, integrators have consistently called on Middle Atlantic Products for professional racking solutions. With racks and accessories engineered to save time and ensure reliable installations, we provide a complete line of products for an effective integrated system. Our commitment to excellence extends beyond our innovative products to providing service and support that exceed your expectations.

Call us at 800-266-7225 to plan
your next broadcast installation



Middle Atlantic Products, Inc.

INTEGRATED



architectural



thermal



cable



power

SOLUTIONS



Request
our 2006
Broadcast
Brochure

800-266-7225 | middleatlantic.com

info@middleatlantic.com

Distorted 3GHz

High frequency does not guarantee high performance. Time domain parameters could be slowing you down.

BY STEVE LAMPEN, SUDHEENDRA PRASAD AND DALE REED

You've just hooked up new SMPTE 292-rated cable assemblies between your HDTV cameras and control surface. You fire everything up and experience tiling, slow motion and skipped frames — anything but a high-definition image. But the cables and connectors exceeded the spec. They were supposed to be capable of beyond 3GHz. So, what happened?

Evaluating the transmission components based only on suppliers' claims of high-frequency performance omits several critical signal characterization factors. These factors, in combination with frequency, will determine whether or not an HD transmission system delivers on-spec performance.

The data rate race

The wireline and connector business has, until recently, fueled a frequency race. The more-is-better philosophy is that designing cable and connectors to transmit at frequencies that provide headroom well in excess

of the digital data rate will ensure HDTV signal quality.

When the transition to digital began, there was a good reason to emphasize frequency. The scrambled NRZI encoding scheme implemented for SD digital video (and carried over to HD) uses voltage transitions (1Hz = 1 bit) to represent the zeroes and ones. As data rates increased, so did the fundamental frequency; the 1.485Gb/s data rate for uncompressed HD thus requires a fundamental frequency of 750MHz. But it's more difficult to pass digital signals than analog ones, so testing signal transmissions to the third harmonic of the fundamental frequency (2.25GHz) became commonplace as a way to ensure output quality.

SMPTE realized it had a problem with harmonics. The 750MHz specification does not deal with how large a pipe needs to be to carry the signal. When testing an HD signal at the 750MHz fundamental frequency, what comes out of the scope looks like a sine wave — not the square wave

that represents a true on/off pulsed digital signal. Why does this occur? What else should broadcast engineers be looking and testing for?

What goes out must not come back

After frequency, the next characteristic that needs to be tested is insertion loss — the total amount by which power received is less than power transmitted after a device has been inserted. Insertion loss applies to the entire connector/cable system and manifests as a decrease in amplitude. Measured in dB, the sources of insertion loss include the connector/cable's conductor, the dielectric material, signal reflection within the connector/cable and radiation external to the connector/cable.

The next characteristic that must be evaluated is return loss, for which the primary culprit is impedance mismatch. Unlike analog transmission, the margin of error in digital transmission is a razor-thin 1dB. The good news is that it's easier to recover a missed zero or one than to recover a waveform. The bad news is that if you go outside that range, you've fallen off the digital cliff.

Inside that 1dB margin is where the digital artifacts, such as tiling, pixelating and arrested/retarded motion, arise. That's why it's absolutely critical for HD transmission that cable assemblies deliver a return loss performance of -20dB or better. (Note: SMPTE recommends the return loss for cables to be better than -15dB from 5MHz to 1.5GHz, with the upper frequency limit raised to at least 3GHz for HD.)

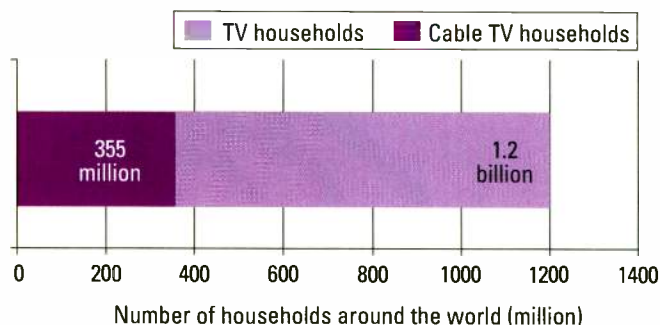
The problem is return loss creates standing waves within the wireline. The voltage standing wave ratio (VSWR) indicates the presence of

FRAME GRAB

A look at the consumer side of DTV

Worldwide cable TV households

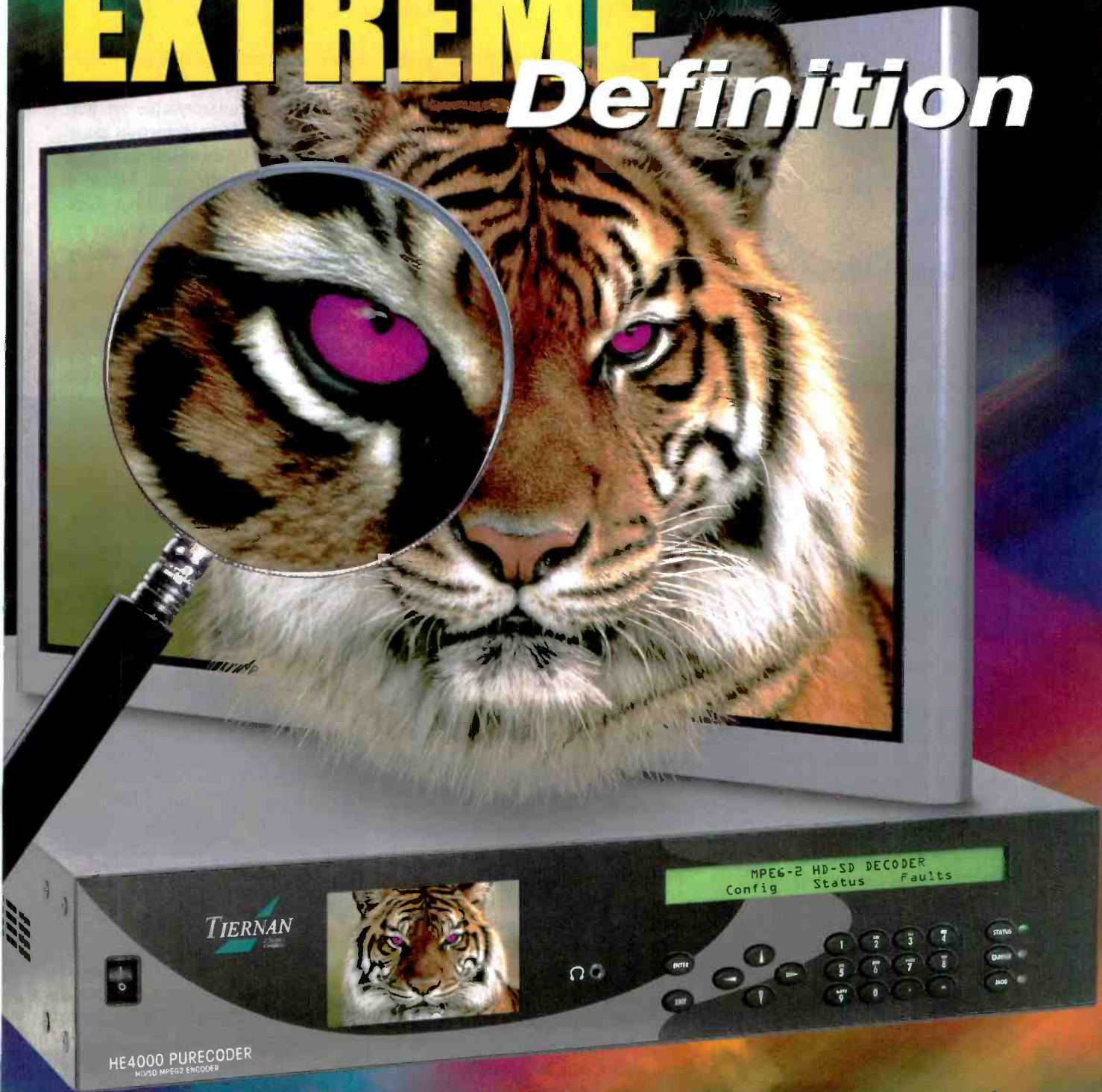
Out of 1.2 billion TV households, 355 million subscribe to cable



Source: In-Stat

www.in-stat.com

EXTREME Definition



HE4000 - HD and SD Encoder

HD and SD Encoding Simultaneously

Front Panel Monitor

Advanced "PUREPEG" Technology

Satellite and Terrestrial Interfaces

1 MB/s to 160 MB/s



Phoenix: 602-437-9620
San Diego: 858-458-1800
UK: 44-1420-540233
Singapore: 65-6325-1956
Beijing: 86-10-65831975
Latin America: 561-487-7972
www.radnec.com
www.tiernan.com

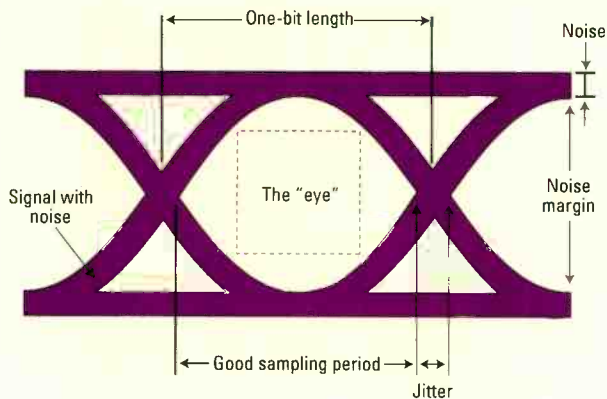


Figure 1. Eye test components




Figure 2. Ideal eye pattern test

standing waves. VSWR is a unitless ratio relating reflected voltage to incident voltage. VSWR is most pronounced at impedance mismatches. In a worse case scenario, the reflected wave is equal to the incident wave and 180 degrees out of phase, resulting in a perfect standing wave in which no signal passes through.

Manufacturing cable that is true 75Ω impedance across the full run length is difficult, which limits how much consistency can be engineered in. In practice, though, how that cable is deployed and handled has a lot more to do with the actual return loss than what's designed in. The performance of a perfectly good cable can be severely denigrated if it's installed incorrectly, stepped on, run over or overbent. Many users introduce distortion into the wireline simply by tightening wire ties with a gun around cable bundles or raceways at precisely spaced intervals, which introduces predictable harmonic distortion.

There are two easy ways to avoid this problem. First, use Velcro ties in-

stead of plastic, being careful not to distort the cable jacketing. And, second, randomly space the wireline ties to eliminate the possibility of induced harmonic reflections.

A clear eye for a clear image

Cable manufacturers' specifications are generally missing the distance over which

the cables will meet the SMPTE 292 spec. Similarly, understanding the active electronics' responsibility in delivering clean signal to spec vs. the connector/cable system frequently isn't dealt with thoroughly. Of greatest concern, though, is that there are parameters usually left out altogether that, within the frequency requirements of SMPTE 292, will indicate whether or not an HD transmission will deliver. Time domain factors include rise/fall time, amplitude, jitter, DC offset, overshoot and noise. Of these time domain parameters, rise/fall time and jitter are the most critical to digital transmission, in addition to where significant variation in performance within and between systems can occur.

Using an eye chart test is the best way to measure how clean a digital signal is when it passes through a component or an integrated system. As shown in Figure 1, the eye chart gives a visual depiction of one-bit length, and the eye pattern is created by the overlapping waveforms in opposite polarity. The width of the displayed waveform indicates the level of noise in the signal. And the width of the intersection points of the waveforms represent the amount of jitter present in the signal. The distance between the bottom and top of the eye represents the noise margin; the greater the distance, the lower the noise level.

The eye pattern displayed on the test equipment in Figure 2 represents an ideal eye — clean waveforms with

little if any distortion, wide noise margin or narrow jitter overlaps. Figure 3 illustrates an unacceptable eye test. Noise and waveform distortion cause the system to be incapable of telling the zeroes from the ones. Figure 4 shows a better eye pattern, but there is still too much noise and jitter to deliver consistent broadcast-quality HD video. This is the state in which excessive digital artifacts, such as tiling and motion stops, would occur. Figure 5 shows an acceptable — but not ideal — eye pattern. There is enough

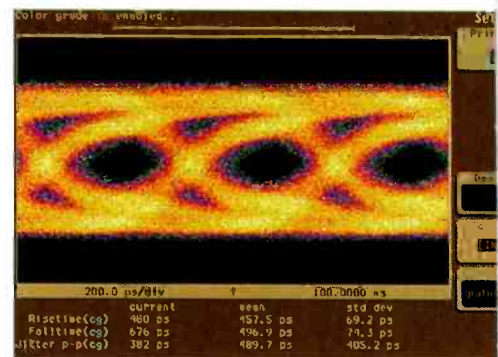


Figure 3. An example of a poor eye test

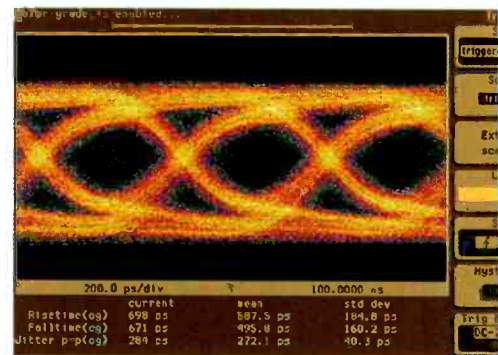


Figure 4. This eye test is better than Figure 3, but it still contains too much noise and jitter.

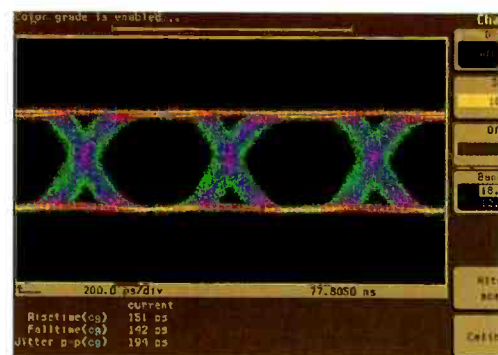



Figure 5. While not ideal, this eye test is acceptable for broadcast-quality video.

S O M E O N E H A S T O M A K E

The World's Best Transmitters



Proven Transmitter Technology For Today's Digital World.

You can depend on DMT USA to provide solutions tailored to your needs. Whether it is a transmitter, translator, antenna or complete RF system, our broad range of proven products and customer care give you the options to make educated decisions. Discover the advantages of DMT.



ONE COMPANY · ONE MISSION · QUANTUM RESULTS

888-912-8326 • sales@dmtonline.us • www.dmtonline.us

separation between the waveform overlaps to indicate that the system is able to clearly distinguish the zeroes and ones, but the visual indication is that the jitter (the overlap areas) is perilously close to the point at which the HD image would be of unacceptable quality.

It's a question of balance

Emphasizing frequency capacity as the primary HD engineering criterion without considering the time domain parameters increases the chance of over-engineering or under-engineering. This can make the difference between consistent, clear signal transmission and endless workarounds.

When considering alternative components and sources for your HD network, ask the supplier for information on time domain performance as well as frequency domain. Be discriminating, and ask for specific data that backs

up manufacturers' claims. In particular, ask for eye diagrams, rise/fall times and noise levels. Understand the conditions under which manufacturers' testing is done. Do side-by-side testing of components and systems to eliminate variations — controlling for test methods as well as test conditions.

This doesn't mean components and equipment rated above 1.5GHz have no value. Digital signals are harder to pass than pure RF, which is probably why the third harmonic rule came into practice. Cables rated at 2GHz with -20dB return loss are in common use, and better cables can deliver up to 3GHz with -22dB/-23dB return loss. Some high-frequency connectors will deliver 3GHz at -30dB return loss, which is better than most video cables. Cable assemblies and active electronics that have headroom to accommodate potential changes in standards is a comfort factor that engineers appreciate.

Don't just look at frequency. Rise/fall time, jitter and noise are critical performance factors unique to digital signal transmission. This is especially true for HD transmission because it's done in real time, unlike packet-data IP transmission over Ethernet. If you lose packets because of errors, you are guaranteed to get them back, but in HD, if you lose data, it's gone.

The good news is that it is possible to know what your current components and active electronics deliver in the time domain today — and what you will need to acquire in the future to get the results you need. In HD transmission, the path to consistent, crystal clear picture quality is a clear eye. **BE**

Steve Lampen is multimedia technology manager for Belden, Sudheendra Prasad is engineering manager for 360 Systems and Dale Reed is senior vice president of marketing and sales for Stratos International.

HD on a Budget

V-R44P-HDSDI

0.9 TFT-Megapixel

Quad 3.5" LCD Monitor Set with HDSDI/SDI multi-format inputs

Price: \$3999.00



\$1000
per screen

V-R653P-HDSDI

1.2 TFT-Megapixel

Triple 6.5" LCD Monitor Set with HDSDI/SDI multi-format inputs

Price: \$3999.00



\$1333
per screen

V-R72P-2HDSDI

1.2 TFT-Megapixel

Dual 7.0" LCD Monitor Set with HDSDI/SDI multi-format inputs

Price: \$2999.00



\$1499
per screen

V-R82DP-HDSDI

1.44 TFT-Megapixel

Dual 8.4" LCD Monitor Set with HDSDI/SDI multi-format inputs

Price: \$3399.00



\$1699
per screen

V-R102DP-HDSDI

1.44 TFT-Megapixel

Dual 10.4" LCD Monitor Set with HDSDI/SDI multi-format inputs

Price: \$3699.00



\$1849
per screen

Our new affordable HD monitors are the perfect solution when you have a budget crunch. Even though the cost of these monitors is very low, there is no compromise in image quality. Each model features Marshall's totally Digital TFT-MegaPixel™ system with our proprietary HyperProcess™ motion compensation for interlace images and ColorMatch™ processing to produce SMPTE/EBU color Gamut.


Tel.: 800-800-6608

Fax: 310-333-0688

Marshall Electronics

www.LCDracks.com

Talk about intelligent design...



- MPEG-2 CODECS
- DV CODECS
- EMBEDDED AUDIO
- AES/EBU AUDIO

- +4 ANALOG AUDIO
- 170 HOUR CAPACITY
- 4-DRIVE RAID ARRAY
- CLOSED CAPTIONING

- TARGA GRAPHICS
- INPUT FRAME SYNC
- HEAD & TAIL TRIMMING
- AS-RUN LOGS

360 Systems is delivering a new class of Image Servers.

Take a close look and you'll find new features that enhance workflow speed and content quality. New Remote Workstation software lets you create work areas for ingest, trimming, playlisting or review—and place them anywhere you need them. New network transfer tools move content fast, to and from popular NLEs. And now, Image Servers import and export more forms of video and audio than ever before.

Whether you're running a network, mid-market station or cable access channel, the new Image Servers with Advanced Playlisting, accurate As-Run logs, and easy editing functions may be everything you'll need to get to air.

Today's intelligently-designed Image Servers deliver a new generation of capabilities, yet are incredibly affordable—which may explain why they've become today's best-selling broadcast servers.

360 Systems
BROADCAST

www.360systems.com • Tel 818-735-8223 • email: BE2006@360systems.com



THE END OF TELEVISION AS WE KNOW IT

BY BRAD DICK,
EDITORIAL DIRECTOR

For those who experienced the early days of television with its black-and-white images, limited channels and snowy pictures, today's television resembles "Star Wars" technology. Black-and-white shows like "Hopalong Cassidy," "Sky King" and "The Ed Sullivan Show" were hits.

Sometimes the picture was snowy, but that was normal and expected. Viewers were satisfied with three channels, with maybe only one being in color. Stations stopped broadcasting at midnight because, after all, who watched television overnight?

Today's television experience, with high-definition pictures, multichannel sound, sports, prime-time serials, documentaries and even HD local newscasts, seems light years from yes-

terday's technology. Yet, even brighter days may be ahead. To understand how this industry will get there, it's worth examining the structural changes that broadcasters will need to make.

Institutional changes

Today's viewers expect 100 TV channels, all in color, some in HD. In addition, viewers expect their entertainment centers to provide special features, including pay-per-view, video-on-demand, exclusive sporting events and even caller ID.

In most communities, the competition is between cable and satellite. Broadcasters used to deliver 100 percent of the viewing audience OTA. Today, less than 15 million TV homes use an OTA signal. The rest connect by cable, satellite and, soon, IPTV. (See Figure 1 on page 46.)

FEATURE

THE END OF TELEVISION AS WE KNOW IT

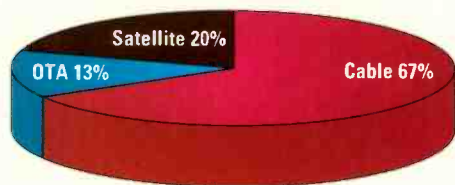


Figure 1. Americans receive their television from one of three sources; OTA local stations, cable or satellite. Fortunately for broadcasters, the number of viewers moving to cable has stabilized. Figure courtesy "Television Disrupted."

Why have broadcasters moved from the driver's seat to the back seat? What can be done to maintain or improve station revenue? Will cable, satellite, telco and broadband relegate broadcast television to the equivalent technological status of AM radio?

Today's demanding viewer

There are an estimated 110 million total TV households. Out of those,

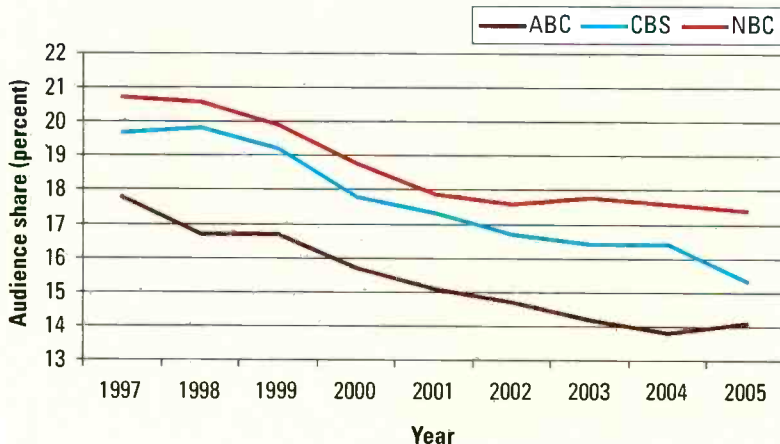


Figure 2. The big three broadcast networks continue to lose viewers to cable news networks and broadband. Figure courtesy The State of the News Media 2006.

73 million are connected to cable, 22 million use satellite, and the rest receive OTA transmission. It's anyone's guess how IPTV from the telcos will affect these numbers.

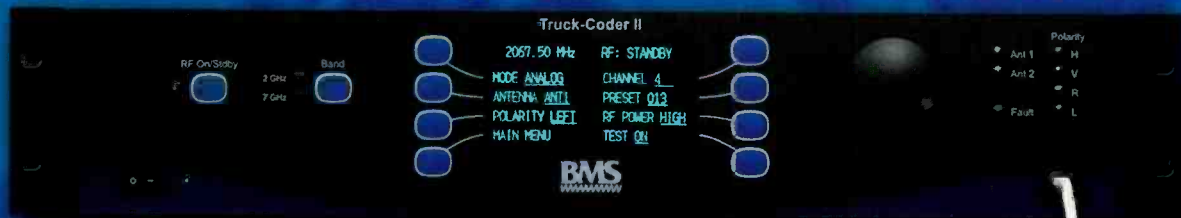
The average cable viewer receives 91 channels of programming. Most of the larger multiple systems operators (MSOs) and multichannel video programming distributors (MVPDs) will

gladly supply hundreds of video and audio channels into the home — if you can pay for it. When that happens, the local station is no longer one-third or one-fifth of the viewer's options; it's often less than one-one-hundredth. It's pretty hard to maintain visibility in such a crowded field.

Today's viewers no longer tune to broadcasters' programming like they

2 GHz Relocation Solutions

Upgrade • Configure • Customize • Control



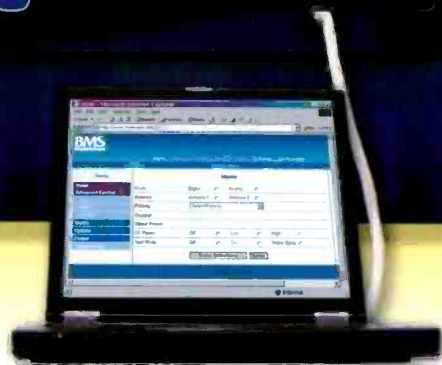
The Truck-Coder II Front Panel
Ethernet Port Makes It Simple

Simplicity for the Operator,
Flexibility for the Engineer!



Broadcast Microwave Services, Inc.

www.bms-inc.com • (800) 669-9667 • (858) 391-3050 • Fax: (858) 391-3049 • dept800@bms-inc.com



Leaders

in

TV

AUTOMATION

Automation
DELIVERING over
\$3 BILLION DOLLARS of
ADVERTISING REVENUE*.....YEAR after YEAR
after YEAR after.....



Florical's AirBoss Automation system is the most advanced and battle hardened auto-mation system in the TV industry. With over 20 years of development behind AirBoss and billions of dollars in station revenue delivered each year - AirBoss is the logical choice for stations and groups.

FLORICAL SYSTEMS™

4581 NW 6th Street
Gainesville, Florida
32609-0708

PH: 352.372.8326
www.florical.com

*Based on published revenue figures of Florical customers in 2005.

used to. Last year, 57 percent of TV viewing was from cable networks, not broadcast networks. Original content is moving to cable. For example, the NFL sold the hit program "Monday Night Football" to ESPN. Those games are now shown only on cable, with home team OTA exceptions.

Fortunately for broadcasters, even as the number of content channels has increased, so has viewing time. Last year, the average home watched more than five hours of television per day. That represents a 2.5 percent increase over the previous year. Experts say that even with the draw of alternative entertainment platforms, such as mobile video, IPTV and broadband, TV viewership will continue to grow at about 2 percent per year through 2008. Despite all the media options, viewers still use their televisions three to four times as much as they do computers or video games.

Advertiser expectations

As broadcasters lose viewership, advertisers increasingly complain about paying more for less. Figure 2 on page 46 shows the average early evening news share for the three broadcast networks. An advertiser may have been able to reach 20 per-

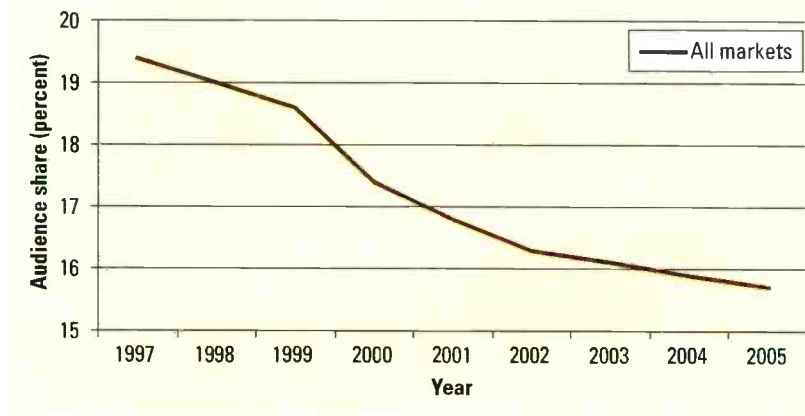


Figure 3. Local TV station newscasts continue to lose market share, primarily to the cable news networks. The mobile audience could help recoup these lost viewers. Figure courtesy The State of the News Media 2006.

cent of the audience 10 years ago, but today, that advertiser reaches only about 15 percent — and at highly increased prices.

Local newscasts haven't fared much better. (See Figure 3.) Note the precipitous drop in viewership starting in 1999. While the rate of loss has diminished in recent years, local TV viewership is still declining.

Cable has an audience almost twice the size of broadcast, yet it collects only 30 percent of today's advertising revenue. Advertising executives say that this difference between performance and revenues makes the market prime for significant change.

On the upside for broadcasters, cable penetration has reached saturation. (See Table 1.) For the past five years,

cable audiences have hovered around the 68 percent penetration level, with only a 2 percent change. Last year, penetration dipped by 0.5 percent.

Meet the new viewer

Is there opportunity for broadcasters in all this gloom and doom? The simple answer is yes, but realizing the potential revenue will require a different kind of station operation and new workflows. (See "Equipment list" on page 50.) The keys to success are new technology, staff flexibility and management's willingness to try different ideas.

Younger audiences are increasingly media savvy. They want more control over what they watch. They are the first to use PVRs, portable media players and

OMNIBUS
Innovate | Integrate | Deliver
www.omnibus.tv

works straight from the box...

iTX, the fully-featured, software-based SD & HD playout solution

Format-independent video server, vision mixer, logo inserter, stills store, character generator, subtitle, encoder, editor, aspect ratio converter and more.

...all inside one little box

the future starts here...

itx
INTELLIGENT TRANSMISSION

Year	Cable households (in thousands)	Percent of U.S. households that own televisions
2001	69,490	68.0
2002	73,230	69.4
2003	74,430	69.8
2004	73,860	68.1
2005	73,930	67.5

Table 1. The number of cable households in the United States has not changed greatly in the last five years, fluctuating between 67.5 percent and 69.8 percent since 2001. Figure courtesy The State of the News Media 2006.

broadband television, selecting content and scheduling it for delivery according to their needs. (See Figure 4.)

At the recent *Broadcast Engineering News Technology Summit*, David Payne, senior vice president and general manager for CNN.com said, "Younger audiences demand a different experience. Give them what they want on the schedule they want."

Mobile gold mine

One interesting broadcast opportunity may exist in serving mobile viewers. Mobile television is frequently discussed, but rarely understood — especially when it comes

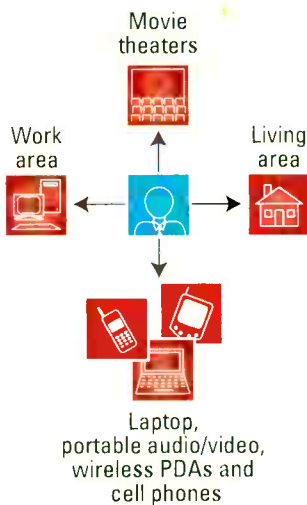


Figure 4. The new generation of viewers is more tech savvy, consuming media from a variety of sources and locations. Media must be customized for the players and the consumers' interests. Figure courtesy "Television Disrupted."

to understanding the role of broadcasters. Yet, new information indicates that broadcasters can play a key role in the deployment of mobile television.

Last month, Nokia released an in-depth report called "This box was made

for walking: How will mobile television transform viewers' experience and change advertising?" The report shows that broadcasters can become an integral part of this service. Specifically, it says:

- By 2011 mobile television will have more than 500 million subscribers.
- Mobile television will complement,



Introducing Brilliance® RGB Banana Peel® Hi-res Component Video Cables From Belden.

The unique patented design of Belden's hi-res RGB video cables eliminates the need for an overall jacket, simplifying installation and saving you time and money.

Belden Brilliance Mini Hi-res Component Video cables offer true 75 ohm high-frequency performance, making them ideal for demanding VGA applications such as high resolution VGA on large screens, HDTV, Hi-res CAD, animation, editing and special effects. And now, to meet the needs of the installer, they are offered in Belden's unique Banana Peel composite configuration.

With no outer jacket, each individual cable is easy to identify — just peel them off the center spline and terminate! The elimination of the outer jacket also increases the cable's flexibility and allows the use of a smaller size conduit.

But don't trust us, see it for yourself. Get a FREE product sample and complete technical information today!

For more information, call: 1.800.BELDEN.1 Or go to Belden's Web site at www.belden.com



BELDEN
SENDING ALL THE RIGHT SIGNALS

©2006, Belden Inc.

Equipment list

Broadcasters need to modify their workflow to provide viewers with mobile television. Using a sneakernet and linear editing techniques are neither fast or efficient enough to enable multichannel, mobile and streaming technologies. Let's look at some of the equipment that will be needed.

Automation

A multichannel, building block automation design is a must. Another option may be the one-box-per-channel solution. The system must accept business office drivers for scheduling and output commands to servers, for play-to-air, play-to-Web and play-to-mobile channels.

Allow for multiple play to air channels. While the station may only need an analog and digital channel now,

expect more air channels to be added later.

Be sure the automation system can ingest multiple feeds, perform QC, and stage them for play without operator intervention. You will also need to build an as run log for billing on each channel.

Don't forget that sometimes the station will broadcast in HD, and other times in SD, with additional channels. The automation system must be able to make the proper multiplexer switches without visual or audio impairments. This can be more difficult than it may seem if the initial planning isn't done correctly.

Storage

Buy only what you need today. Storage costs are dropping, so don't pay today's prices for tomorrow's

needs. Just be sure you can add capacity in modular chunks. Don't settle for a server that can only be upgraded with a forklift.

Format conversion

The streaming and mobile channels will need format and scan conversion. Again, these functions must be automatic and foolproof.

The images may also need to be groomed for proper display on small screens. Several companies have demonstrated equipment that has the intelligence to identify key image features and perform real-time zoom to them.

This type of function is key in light of mobile viewers' needs. Images must be properly groomed for display on small screens.



At Dielectric, you'll find the same spirit of innovation that inspired "Doc" Brown to build a better radio antenna in 1942 alive and well in our full range of broadcast solutions:
**TV & FM Broadcast Systems • Tower Lighting
 Mobile Media • M2M Solutions**

Convergence is poised to change our industry more in the next five years than the previous sixty years combined. Working together — the possibilities are boundless.

Dielectric
 COMMUNICATIONS
*Innovative Engineering
 for a Digital World™*

www.dielectric.com

not replace, traditional television.

- Local content will be the most-watched type of mobile program.

These three points should catch the attention of broadcast general managers and engineers. They show that mobile television may be an opportunity rather than a threat.

The report says that consumers will use their mobile devices to watch familiar content, such as news, weather, entertainment and sports. After local news, the second most popular programs are likely to be network newscasts.

Prime time for mobile viewing will be 6 a.m. to 9 a.m. and 6 p.m. to 8 p.m. Stations supplying news to a mobile deliverer will have to package and turn around newscasts quickly. There won't be time for lengthy post production.

Viewers will use their mobile devices while they commute (not drive) or have wait time. Studies also show that up to one-half of the users will watch mobile television at home. Lunch breaks also proved to be a popular viewing time.

Viewers will snack on video for short periods rather than watch full-length programs. Content for small screens must be packaged for proper display. Simply shrinking your wide-screen HD image to fit a 2in x 4in screen isn't sufficient. Such packaging would be easy but worthless because the focal points would remain too small for mobile viewing. (See Table 2.)

Instead, mobile content must be reformatted for smaller screens. Newscasts must focus on talking heads and close-ups, not widescreen or studio two-head shots. Graphics need to be short, snappy and large.

Current television that is repackaged	New TV content	Prime times
Much shorter, concise news briefs	Talking heads, close-ups	6 a.m. - 9 a.m.
User interactivity of reality television and game shows	Snackable content	Midday prime
User-generated content	Mobisodes	Midday
Segmented programs	Visual spectacle	6 p.m. - 8 p.m.
	Local content	

Table 2. What will people watch? People will watch a combination of original broadcast content, plus new content specifically made for mobile consumption. This content must be supplied in snack-sized segments. Figure courtesy Nokia.

Broadcasters Trust Telecast Fiber for ALL their Fiber Optic Needs.



ADDER and ADDER II

Whether you need analog audio, AES, intercom or even A-D and D-A signal conversion, there is an Adder system ready to handle any audio challenge. Up to 256 channels per fiber, at 24-bit resolution, with optical redundancy for quiet, reliable sound.



SHED/HDX and COBRA

For Triax and hybrid cabled cameras, we have solutions to liberate you from your heavy copper. SHEDs eliminate your costly hybrid cables on HD cameras, while Cobras replace triax on HD or SD camera systems...with ten times the distance.



VIPER I / SIDEWINDER

For 14 years the Viper and Sidewinder have supported ENG/SNG applications around the globe. The reel-mounted Sidewinder and Viper Mussel Shell are immediately familiar as the workhorse systems that have proven themselves in the most extreme conditions...day in and day out.



VIPER II

With small "throw down" modules that can be converted to rack mount, the Viper II is an expandable system that grows with your facility. Modules range from video/audio to Ethernet to robotic HD/POV, for incredible flexibility using simple building blocks.



COPPERHEAD HD/SDI

Our camera-mounted CopperHead makes light work of a wide range of applications, from news coverage to digital cinematography. Turn your ENG camera into a remote production camera, and avoid the cumbersome, expensive triax backs and base stations.



DIAMONDBACK II

Picking up where its predecessor left off, the DBI now offers 8 channels of broadcast-quality NTSC/PAL video on each wavelength. With optional audio and CWDM technology a huge backbone can be implemented on a single optical core.



Save time on your event production schedule. On a single lightweight cable we support all your broadcast signals from the field and the booth to the truck. From Telecast, the leader in fiber for television broadcast production.



(508) 754-4858

All products mentioned herein are trademarks of Telecast Fiber Systems

www.telecast-fiber.com

Mobile viewers also want customization, much like they get from TV Web sites. Viewers who don't care for sports might be intolerant of having to watch 30 seconds of last night's game. Let viewers choose what they want to see, and then deliver it.

Mobile television will require shorter ads, typically five or seven seconds. This will necessitate new production techniques. Copywriters will have to shorten copy, use larger, easy-to-read

graphics and get to the point quicker.

One upside is that content can be interactive. Consumer-initiated ads will be popular with both viewers and advertisers. Also, location-dependent ads will be possible, as two-way media players will be equipped with GPS positioning.

An issue that is sometimes overlooked is the two-way video nature of the mobile platform. Expect viewers to not only view your content, but also to be willing to supply you with content. Mobile players will come equipped with high-resolution cameras and video transmission capability. Technology already exists to automatically ingest mobile phone news clips. Think of the news possibilities.

Finally, while these viewer needs may sound like challenges, the benefit is the first-rate audience they bring. Research shows that the 18- to 34-year-old mobile audience is a highly desired demographic by advertisers. This audience tends to be tech savvy; they're the ones driving YouTube and other personal video Web sites. These folks are ready to spend money and aren't intimidated by technology.

The analog turn off

Broadcasters should view the death

of analog as an opportunity to recapture their lost audience. It represents a once-in-a-lifetime chance for TV stations to give viewers a free OTA multichannel experience. Viewers will be excited to learn that their favorite OTA station can now provide them with up to six programs simultaneously — in addition to prime time HD.

Right now, OTA audiences are miniscule, so the next two years are the perfect time to try new ideas. There aren't 500,000 viewers watching Channel 4.3, so if it crashes, big deal.

Experiment. See what works in your community. Look for partners. Develop video podcasts. Soon cell phones will be able to capture and store both streaming and video clips. Viewers will charge their cell phones overnight, and when they wake up, the phones will have already have downloaded the morning news and other personalized content.

This is an exciting time in our industry. While some complain, "It's the worst of times," others see just the opposite. To them, the challenges are exhilarating and will lead to a successful future. One thing is for sure: The end of television as we know it is truly at hand. Martha would say, it's a good thing. **BE**

Resources

- Palmer, Shelly, "Television Disrupted," Focal Press.
- Orgad, Dr. Shani, "This box was made for walking: How will mobile television transform viewers' experience and change advertising?," Department of Media and Communications London School of Economics and Political Science, commissioned by Nokia.
- "The end of television as we know it: A future industry perspective," IBM Business Consulting Services, 2006.
- The State of the News Media 2006, Project for Excellence in Journalism, www.stateofthenewsmedia.com/2006.

The question isn't why we're offering no-fee support. The question is, why isn't everybody else?

When our customers talk, we listen.

So when they said, "We love your automation software, but we don't want to pay extra for support," we said, "Okay."

They said, "Really? Why doesn't everyone treat us this well?"

"That," we said, "is a good question."

■ Announcing Crispin 4 Life.



No-fee 24/7 support for your automation software.



Automation just got easier.

Let's talk about you: welisten@crispincorp.com 919-845-7744 www.crispincorp.com

NEWS BREAKS. NOW YOUR WORKFLOW WON'T.



A scalable file-based workflow solution with up to 4.8 TB of removable networked storage.



File-based workflow is headline news in the broadcast and professional video industries. The Quantum SDLT 600A standalone drive (300 GB native) and the SuperLoader 3A autoloader (with 16-cartridge capacity) allow you to confidently move from video tape-based storage to a file-based storage medium – from ingest to archive. With MXF-aware performance to access valuable metadata, built-in Gigabit Ethernet and faster-than-real-time transfer rates of up to 288 Mb/sec, the Quantum family of SDLT solutions will anchor your news operation. Get your free Guide to File-Based Workflow at www.quantum.com/tape4tapelessworld



BACKUP. RECOVERY. ARCHIVE. IT'S WHAT WE DO.™

©2006 Quantum is a trademark of Quantum Corporation in the United States and other countries. All other trademarks are the property of their respective companies.



The American DTV PLATFORM

BY PHILIP J. CIANCI

This month marks the 10th anniversary of the FCC's formal adoption of the American DTV standard. For those of us who work in this industry, this anniversary represents a good point to look back at the technological journey that brought us to this solution.

The beginning

The genesis of high-definition television (HDTV) is generally attributed to NHK. At the 1981 SMPTE Conference in San Francisco, NHK demonstrated what it called a Hi-Vision analog HDTV transmission system. The technology was initially designed not for home reception but as a satellite link. The system was based on an analog PAL composite video signal that had been scaled up to 1125 lines with 60 fields. The transmission link required 20MHz of bandwidth.

SMPTE attendees were stunned by the high-resolution images. Some recognized that they were viewing the future of over-the-air television. For them, this was an exciting development. Others were less enthusiastic. Some saw the demonstration as an attempt by the Japanese to set standards for the U.S.

The U.S. effort to establish an HD transmission standard began with the creation of the ATSC in 1982. The committee was initiated at the direction of the Joint Committee on Inter-Society Coordination (JCIC). The ATSC was given the task to develop voluntary technical standards to replace the 50-year old NTSC standard. The initial ATSC committee included members from the EIA, IEEE, NAB, NCTA and SMPTE.

In September 1984, the State Department submitted an ATSC-recommended 1125/60 proposal to the CCIR for a worldwide HDTV production standard. Motivating the action was the feeling that a global HD production standard would benefit the U.S. TV industry for international program distribution.

This proposal was adopted in 1985 by Study Group 11 and was passed on to the plenary assembly for further consideration. With heavy resistance from Thomson and Philips in particular, in 1986 the CCIR postponed any action on the proposal until 1990. Some feared that an NHK-based proposal would kill the MAC systems under development. It was also seen as an attempt by Japan to dominate the consumer electronics economy.

While the ATSC persisted and attempted to gain sup-



The Grand Alliance HDTV system in the David Sarnoff Research Center Field Lab in early 1995. Images courtesy Glenn Reitmeier Collection, David Sarnoff Library.

port for the 1125/60 Japanese standard, U.S. broadcasters were turning their attention to over-the-air transmission of HDTV.

Why develop a U.S. HD standard?

The motivation to develop an American HDTV transmission standard was influenced by many factors, including the potential loss of TV spectrum to mobile services. Local stations were certainly less interested in providing HD services at this point than just protecting their future spectrum.

Certainly the U.S. consumer electronics industry under the leadership of the Consumer Electronics Association (CEA) was keen to see a new entertainment technology develop. While the CEA was publicly supportive from a U.S. perspective, the reality was that America had little entertainment

Under A Whole New Light

RF & L-Band Fiber Optic Links



Multiple Receiver Card Cage

Description	Model Number	Frequency
Card Cage	OCC-1	
Power Supply	PS-OCC-1	
L-Band Receiver	OCCR-103000-1	10-3000 MHz
L-Band Transmitter	OCC-103000-1	10-3000 MHz
C-Band Receiver	OCCR-3442-1	3.4-4.2 GHz
Broadband Receiver	OCCR-95012750-1	0.95-12.75 GHz

The MITEQ Fiber Optic Card Cages are capable of supporting up to ten individual receiver modules at all of the covered frequency bands. The card cage features hot swappable connection and summary alarm contacts for each module. The card cage can be ordered with up to ten receiver modules at any available frequency or any combination of L-Band transmitters or receivers.

One Third Rack Unit Fiber Optic Transmitter and Receiver

Fiber Optic Link Models

Model Number	Frequency
OL-103000-1	10-3000 MHz
OL-3442-1	3.4-4.2 GHz
OL-95012750-1	0.95-12.75 GHz

Fiber Optic Transmitter Models

Model Number	Frequency
ORT-103000-1	10-3000 MHz
ORT-3442-1	3.4-4.2 GHz
ORT-95012750-1	0.95-12.75 GHz

Fiber Optic Receiver Models

Model Number	Frequency
ORM-103000-1	10-3000 MHz
ORM-3442-1	3.4-4.2 GHz
ORM-95012750-1	0.95-12.75 GHz

For additional information please contact Chris Alfenito
at (631) 439-9108 or calfenito@miteq.com



100 Davids Drive, Hauppauge, NY 11788
(631) 436-7400 FAX: (631) 436-7431

www.miteq.com

manufacturing left in this country. As the HD standard was debated, virtually all television set manufacturing was being moved outside U.S. borders.

There was also a pride issue. American engineers were loath to have Japan set the standards for the key U.S. entertainment industry. In addition, broadcasters thought that broadcasting HD might also help stem the loss of viewers to cable. NTSC was technologically antiquated, as the high-definition demonstrations clearly showed. Finally, broadcasters, NAB and the CEA recognized that the NTSC standard was old and needed to be replaced.

The FCC starts the process

In July 1987, the FCC issued its First Notice of Inquiry on Advanced Television Service. Later that year, the commission appointed a 25-member advisory panel, calling it the Advisory Committee on Advanced Television Service (ACATS). Chaired by former FCC Chairman Richard E. Wiley, the panel, which included Joe Flaherty of CBS, was charged with reviewing the technical issues and then recommending an advanced television system to the FCC. Twenty-three systems, many only existing in simulations, were submitted and competed for the blessing of the FCC and adoption as the U.S. standard.

One proposal, Sarnoff's Advanced Compatible Television (ACTV) system, required a two-step approach to HD. Another came from the Philips laboratory and was called High Definition System – North America (HDS-NA). This represented an adaptation of Multiple Analog Com-

manding (MAC) technology. Both systems provided NTSC compatibility that met the FCC's NTSC compatibility requirement, but required more than a standard 6MHz transmission channel.

Two of the proponents, MIT and Zenith, advocated an alternative called simulcasting. In a simulcast approach, a channel is used to convey an independent advanced television signal that is not NTSC-compatible. To receive advanced television, only the simulcast channel needs to be received. The concern was whether HDTV could be achieved within a single TV channel.

The initial 23 systems were reduced to six during "Hell Week" in November 1988. ACATS now realized a laboratory was necessary to properly test the surviving proposed HDTV systems. With the broadcasters' backing, the committee built the Advanced Television Test Center (ATTC).

In March 1990, the FCC ruled in favor of simulcast HDTV. Broadcasters would be granted a second 6MHz channel for HDTV broadcasts. At some time in the future, NTSC transmission would cease and the second channel would be returned for reuse and auction.

The switch to digital

Some of the engineers involved with these early systems realized that an analog transmission scheme would not meet the FCC's interference requirements, especially when scaled to national proportions. They began looking at a digital solution.

General Instrument (GI) beat everyone to the punch and announced

it had built an all-digital HD system. GI also claimed that its system could compress HDTV into a 6MHz signal. Now that was something significant. Not only could an all-digital system be built, it would also fit within the current NTSC channel allocations.

By 1990, broadcasters, the NAB, the consumer industry and the FCC were pushing for a working solution. The proponent HDTV systems were only in the R&D prototype stage. Demonstrations were under limited, controlled conditions. Confirmation that one of these systems could successfully be deployed nationally was still to be established.

By now, the players realized there were only two possible outcomes from the current battle for supremacy. First, a company's proposal might be selected as the winning design, and the company would reap billions in licensing fees.

The second, and more likely scenario, was that a company's proposal would be rejected. Not only would the company's R&D money already spent be lost, but more importantly, the billions in licensing fees they hoped to reap would be forever lost. So, when faced with getting all of the pie or none of the pie, seven of the companies decided to cooperate. Through a combined approach, they would hedge their costs and increase the odds of getting at least something for their efforts.

Four groups resulted and developed digital systems. (See Table 1.) NHK also submitted its analog system for consideration. Proponent testing was scheduled.

Proponent	Members	Proposed system	Scanning format	Source coding	Modulation
Advanced Television Research Consortium (ATRC)	Philips/Thomson/Sarnoff/CLI	AD-HDTV	1050/59.94/2:1	MC-DCT	AA-QAM
	Zenith/AT&T	DSC-HDTV Digital Spectrum Compatible	787.5/59.94/1:1	MC-DCT	4-Level-VSB
American Television Alliance	GI/MIT	DigiCipher	1050/59.94/2:1	MC-DCT	16/32-QAM
American Television Alliance	MIT/GI	CC-DigiCipher	787.5/59.94/1:1	MC-DCT	16/32-QAM

Table 1. ATTC Round 1 proponent systems



Portable precision.

Outstanding TV measurement performance is finally available in a compact, portable package.

The unique new R&S®FSH3-TV gives you everything you need for broadcast and cable TV system field service measurements:

- Spectrum analysis to 3 GHz
- Digital TV measurement demodulator
- Software, pre-amplifier, and tracking generator
- Battery-powered field portability at just 6 pounds

The R&S®FSH3-TV supports analog and digital broadcast and digital cable standards used throughout the world. You get portable precision, at a very reasonable price. Find out more at test-rsa.com/FSH3TV/BE2 and while you're there, get your free TV Test & Measurement catalog.



ROHDE & SCHWARZ

rohde-schwarz.com/USA • 1-888-837-8772

The tests begin

After the first round of proponent tests were completed, the NHK analog system was eliminated.

The ACATS decided that only digital systems would remain under consideration. It also decided that no one system was sufficiently satisfactory. The four groups of players were asked to submit proposed system improvements and undergo another round of tests.

The Grand Alliance

By late 1992, as improvements made each system virtually indistinguishable from each other, it seemed likely that the ACATS was going to be unable to select a winning proposal from the four remaining players. At this point, the players recognized that the only way each could be guaranteed to receive a portion of future licensing revenues was for them to cooperate and form a single entity to finish the project. Thus, the Grand Alliance (GA) was formally established in May 1993. The seven members of the Grand Alliance were AT&T, General Instrument, MIT, Philips, Sarnoff, Thomson and Zenith.

This arrangement solved two issues. The first was that sharing patents between Grand Alliance members ensured that everyone would receive at least a share of the profits. From the FCC's viewpoint, with only one system to consider, the commission was provided with political cover. The commission wanted no potential



The technical leaders of the Grand Alliance are shown here on March 31, 1995, in the David Sarnoff Research Center Field Lab. Front row: Ralph Cerbone, AT&T; Jae Lim, MIT; and Aldo Cugnini, Philips. Back row: Wayne Luplow, Zenith; Glenn Reitmeier, DSRC; Bob Rast, General Instruments; and Terry Smith, DSRC.

for a repeat of its embarrassing 1953 color standard reversal and 1982 AM stereo fiasco. This became the politicians' win-win scenario.

For engineers, the GA became a logical, technically sound architecture that incorporated the best features from each of the four proponent prototypes.

The remainder of 1993 was spent defining system architecture and dividing the design and construction of sub systems among GA members. Once the system's specifications were established, ACATS approved them, and a prototype was built.

National Information Infrastructure

Often lost in the telling of HD's development is the influence the National Information Infrastructure (NII) initiative had on prototype system design. The NII was Washington-speak for what would later become the World Wide Web.

Key among the NII's requirements was high-digital interoperability with

other systems. In many respects, the ATSC transport system became the core platform and helped extend services beyond audio and video. A/65 PSIP, the A/90 Data Broadcast Standard and A/9x data services standards series have resulted from this capability.

The GA spent much of 1994 developing a working prototype. AT&T and GI developed the MPEG video encoder, and Philips the MPEG video. Sarnoff built the transport encoder and Thomson the transport decoder. Zenith built the modulation/demodulation system.

Key solutions still needed

Performing format conversion proved to be an early issue. Converting between 1080i and 720p in real time had never been done before, but it was also an important aspect of the final test procedure. This required the design and construction of a format converter.

Two format converters were available. The first was developed during the competition phase by the ATTC and

The Clock is Running Out!

**Make Your Move to DTV With
An ERI Broadcast System**

ELECTRONICS RESEARCH, INC. ERI
Call 877 ERI-LINE • Visit www.eriinc.com

Beyond Balance



Side-to-side module



Gimbal



Lower sled module



Cordura vest



Spring arm

ARTEMIS DV PRO

- + THE PROFI SYSTEM FOR HD(V), DV AND MINIDV
- + HIGH-END FITTINGS THAT ARE UPGRADABLE
- + MODULAR CONSTRUCTION
- + TOOL-FREE ADJUSTMENT
- + PERFECT DYNAMIC BALANCE

= OPTIMIZED PRODUCTION

www.sachtler.com

sachtler – Headquarters
Germany
Phone (+49) 89 321 58 200
Email contact@sachtler.de

sachtler – Beijing Office
China
Phone (+86) 10 8528 8748
Email rick.xin@vitecgroup.com

sachtler – Berlin Office
Germany
Phone (+49) 30 6779 80-6
Email info-berlin@sachtler.de

sachtler – New York Office
USA
Phone (+1) 845 268 2113
Email sales@sachtlerusa.com

sachtler – Tokyo Office
Japan
Phone (+81) 3 5457 1381
Email info@sachtler.co.jp



sachtler

set your ideas in motion!

FEATURE

THE AMERICAN DTV PLATFORM

built by Tektronix. It was expensive, having cost approximately \$600,000. The second was developed by the Grand Alliance, with the design and construction shared across companies.

The battle for progressive scan

In November 1995, the ACATS recommended the ATSC Grand Alliance system be accepted by the FCC. While broadcasters thought the path was now clear, the computer industry had not yet begun to fight. Scheming behind the scenes were two groups, the PC folks and the film industry. The computer industry contended that to promote interoperability between DTV and PC devices, any ATSC standard should rely exclusively on progressive displays. The film industry demanded that movies be broadcast in their original aspect ratio. Thus, just at the point broadcasters thought the issues were almost resolved, two outsiders began to throw stones on the entire process.

Reed Hundt, FCC chairman was sympathetic to the computer industry's position. The Computer Industry Coalition on Advanced Television Service (CICATS) had not participated in the formal standards development process. But that didn't stop it from lobbying hard through 1996 to get progressive scanning adopted

#	PIXELS/ Line	LINES/ Frame	ASPECT RATIO	Refresh Rate (Hz)	SCAN MODE
18	1920	1080	16:9	30	Interlaced
17	1920	1080	16:9	30	Progressive
16	1920	1080	16:9	24	Progressive
15	1280	720	16:9	60	Progressive
14	1280	720	16:9	30	Progressive
13	1280	720	16:9	24	Progressive
12	704	480	16:9	30	Interlaced
11	704	480	16:9	60	Progressive
10	704	480	16:9	30	Progressive
9	704	480	16:9	24	Progressive
8	704	480	4:3	30	Interlaced
7	704	480	4:3	60	Progressive
6	704	480	4:3	30	Progressive
5	704	480	4:3	24	Progressive
4	640	480	4:3	30	Interlaced
3	640	480	4:3	60	Progressive
2	640	480	4:3	30	Progressive
1	640	480	4:3	24	Progressive

Table 2. 18 ATSC video presentation formats

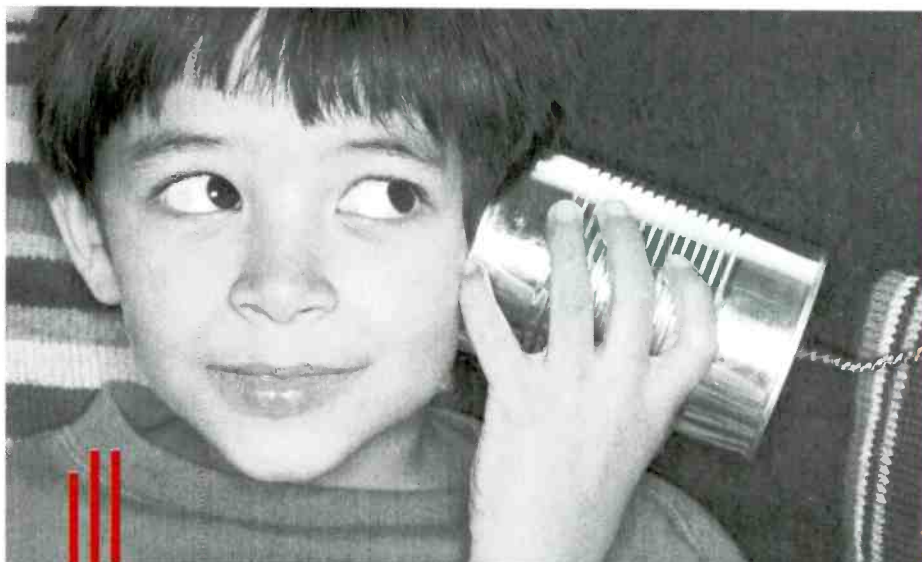
as part of any standard. The result was that the FCC refused to act on ACATS' proposed DTV standard.

Final agreement

In late 1996, FCC Commissioner Susan Ness demanded that the warring groups — the GA, CICATS, Consumer

Electronics Manufacturers Association and Film Coalition — enter negotiations to resolve the remaining contentious issues.

Once again, politics came to the rescue. The ATSC initially developed the infamous Table 3 with 18 different resolution and scan rates. (See Table 2.)



RIEDEL
The Communications People

NEXT GENERATION INTERCOM

Curious how your studio, mobile or event installation can profit from our ARTIST Advanced Digital Intercom Matrix or our PERFORMER Digital Party-Line System?

Please visit our website
www.riedel.net

Riedel Communications Inc. • 200 Clearbrook Road • Elmsford, NY 10523 • USA • Phone +1 914 592 0220 • Fax +1 914 592 0550

However, in an effort to streamline the standard and simplify displays, it had been removed from the final ATSC proposal. Commissioner Ness got the committee to add the table back into the standard. This change resolved the concerns from the computer industry.

The Film Coalition held steadfast, demanding that a film's original aspect ratio be protected. However, being a small group without lobbying funds and big names, its opinion got little attention. Its concerns were steamrolled by the Ness-forced negotiations.

So, after a long and arduous HDTV standards quest, on Christmas Eve 1996, the FCC adopted the proposed ATSC digital television terrestrial broadcast standard.

Key provisions of the adopted standard include: MPEG-2 video compression; ATRC derived packetized transport; Dolby's AC-3 multichannel audio; and Zenith's 8-VSB transmission system.

Into the analog sunset

In the 10 years that have passed since the standard's adoption, DTV transmissions now cover the U.S. Cable operators offer HDTV services on virtually every system, and HD satellite broadcasts have a national footprint.

The final step in this transformation is scheduled for February 17, 2009. On that day, broadcasters will turn off their analog transmitters for the last time.

Today, most prime-time programming is produced in HD. DTV has reached 30 percent household penetration and is predicted to top 80 percent by 2009. Vouchers for digital-to-analog converter boxes will be subsidized by the government to enable every household in America to continue to receive over-the-air broadcasts after the analog shutdown.

Beyond the commercial success and DTV's rapid market penetration, the fact that the system has a layered architecture may be the most important aspect of platform. Each of the layers — presentation, compression, transport and transmission — has already been augmented or replaced by other,


newer technologies. Because the U.S. DTV system is so flexible, Americans can expect it to continue to take advantage of new developments and provide a long-lived service to viewers, which will help ensure that it has a long and successful life.

BE

Philip J. Cianci has been in the TV

business for 21 years and has done circuit design in the Grand Alliance ATSC prototype system. He is seeking first-person memories from engineers and technical personnel who participated in any phase of HDTV R & D, early broadcasts, standards committees, facility construction and equipment manufacture for an insider's view book. For more information about this effort, to contribute or comment about this article, visit www.HDTVArchiveProject.com.

Smart Thinking.



With Sundance Digital, good broadcasting and good business go hand in hand. Using our automation software, you can improve the efficiency, accuracy, productivity and profitability of your broadcast and news operations. By integrating digital television and information technologies, we give you the capability to manage your entire broadcast workflow. As a result, you'll get greater control, more flexibility and unprecedented speed. That's what we mean when we say we'll improve your on-air product — and your bottom line.

How's that for smart thinking?

And speaking of great ideas, we've combined everything you expect from Sundance Digital — exceptional service, open technology, reliable products — and added the power of an industry leader. Now, as part of Avid, we have even more resources to serve your business.

Smart. Real smart.

www.sundancedigital.com
972.444.8442

SUNDANCE
DIGITAL


BROADCAST AUTOMATION SOLUTIONS

A part of **Avid**.

HD in post

part 2

BY L.T. MARTIN



A look at four workflows designed for high-definition editing and finishing.

One of the reasons many consider post production the most exciting arena for high-definition content creation is the burgeoning number of choices for editing and mastering HD projects. Last month's "Production Clips" column ("HD in post, part 1," November 2006) depicted case studies at three high-definition editing and finishing facilities. Below are four more facility case studies, each using a different software-based system to complete its high-definition project.

Cinergy Creative

At the beginning of this year, Adobe Systems released Adobe Production Studio (part of its Creative Suite family). The bundle includes After Effects 7.0 for effects creation, Adobe Photoshop CS2 for image manipulation, Adobe Encore DVD 2.0 for authoring, and Adobe Illustrator CS2, a vector-art creation software for paint and rotoscoping. Recently, Adobe announced that the bundle's audio tool,

Audition 2.0, is being replaced by the beta version of Soundbooth, an audio tool for soundtrack creation. (Audition will continue to be developed separately from Production Studio.) For pure editing, the key component of the software bundle is the Premiere Pro 2.0 NLE application, which gives full control over HD mastering.

Adobe software is at the heart of the Hollywood visual effects/post-production company Cinergy Creative.

Visual effects and post-production company Cinergy Creative mastered the HD elements of the film "Phat Girlz" using Adobe Premier Pro 2.0.

UTAH-400

It Just Keeps Getting Better...and Better

The UTAH-400 High-Density Digital Routing Switcher, already the world's most advanced switcher, now offers even more:



Automatic crosspoint redundancy in all matrix sizes UTAH-400
The UTAH-400 allows you to protect your critical signal paths against interruption with *AUTOMATIC* internal redundancy.

Three Frame Sizes -- 64x64, 144x144, and 288x288
You can use the UTAH-400 for any digital router application from the smallest utility router to the largest central matrix.

In any size, all UTAH-400 systems offer the same set of world-class features -- and the industry's lowest prices:

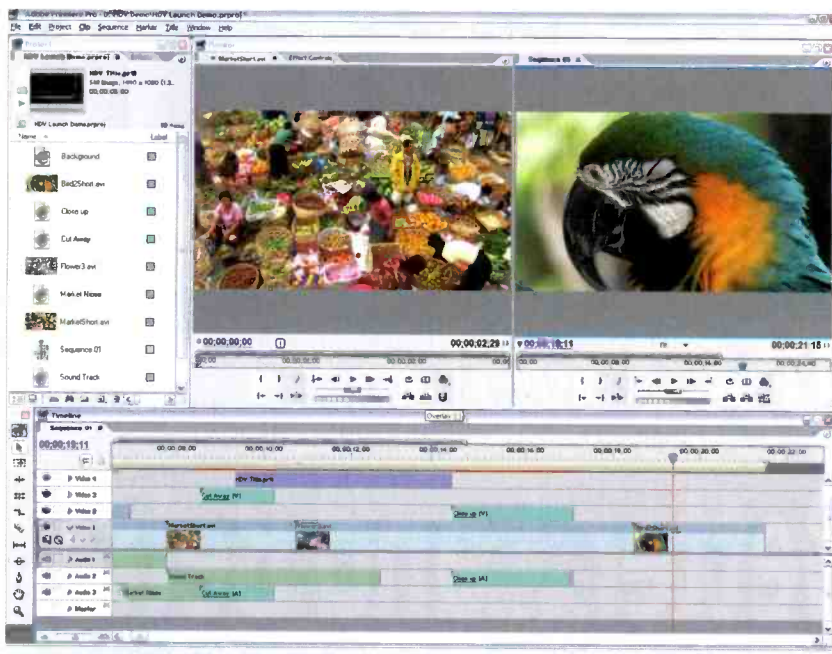
- Full time Input / Output Signal Monitoring
- Reduced Power Consumption and Rack Space Requirements
- SD/HD Compatibility
- Fiber Optic I/O Option



US UTAH SCIENTIFIC

New Directions in Digital Switching

4750 Wiley Post Way, Suite 150, Salt Lake City, UT 84116 USA
Ph: 801.575.8801 • Fax: 801.537.3099 • Email: sales@utahscientific.com



Adobe Premiere Pro 2.0 is part of the Adobe Production Studio. The bundle's Dynamic Link feature allows users to move content easily between programs.

Creative director Leslie Allen says his Adobe Production Studio applications and Premiere Pro editing software satisfies his client's needs from commercials to theatrical films. Four years ago, Allen chose the editor because it was one of the first software-based editing applications that could create 5.1 surround mixes. Now he is using version 2.0 to master HD elements for such TV projects as CBS' "The Amazing Race" and the Sci Fi's "The Outer Limits," as well as current feature films, including "Phat Girlz" and "El Muerto."

The Adobe Dynamic Link feature — shared by all Production Studio modules — allows Allen to move elements from one application to another without rendering. For example, during previsualization on "American East," Allen's client watched as he quickly brought in sketches from Photoshop and used Dynamic Link to fine tune them in After Effects.

Allen has found that today's NLE offerings provide more options for a fraction of the cost of Cinergy Creative's legacy hardware-based post systems. Of course, it helps that his facility is using 2.5TB of fiber-optic RAID storage to move files between workstations. With that much material dedicated to his film projects read-

ily at hand, Allen says that Premiere Pro lets him master HD and even 2K projects with the same flexibility he used to expect in standard definition.

KRON-TV

One of the key attractions that led Grass Valley Group to acquire Canopus at the beginning of 2005 was the acclaimed quality of its HD codecs developed by Canopus' founder Hiroshi (Hiro) Yamada. Those codecs are a ma-


ior reason KRON-TV, the PBS affiliate in San Francisco, has selected EDIUS as its primary editing software. In fact, Jim Swanson, director of KRON's local programming, oversees 60 edit systems using EDIUS Pro software for the station's remote productions. In addition to all of the station's SD news packages, KRON has five EDIUS systems dedicated to HD projects, including "Henry's Garden," "Bay Café" and "Bay Area Backroads." Most of these are shot with Sony HDV-Z1U cameras recording the long-GOP HDV format on mini-DV cassettes.

But for a new home show called "Bay Area Living," Swanson's production team has also recently introduced a Panasonic AG-HVX200 camera that records 110Mb/s DVCPRO HD video on 8GB P2 cards at about one minute of HD material per gigabyte. Several of the EDIUS Pro laptop systems have been upgraded to the broadcast version so they can ingest the MXF files recorded by the AG-HVX200 directly from its P2 cards without any transcoding. To start posting "Bay Area Living" in HD with this system, his editors take their laptops into the field loaded with EDIUS Pro software and transfer HD video from the P2 cards the laptop's hard drive at over 2X speed as soon as each card's capacity



Joey Altman (left) is the host of KRON-TV's "Bay Café," one of the San Francisco station's HD projects that relies on five dedicated Grass Valley EDIUS systems.

THANKS TO US, PULSES RACE TOO



Sound gives pictures an emotional dimension that movement alone can't convey. The increasing use of surround sound adds even greater impact to the viewing experience. But it calls for much greater console capacity.

At Calrec we've been meeting the changing needs of broadcasters for over thirty years. And as you'd expect from a company dedicated exclusively to live production and on-air broadcast audio mixing, we've developed an innovative surround sound solution that's as economical as it is practical.

New Bluefin technology provides twice the signal processing capacity in a fraction of the space of conventional systems and with 100% redundancy.

Sounds exciting? Find out more at calrec.com

CALREC

Putting Sound in the Picture



To take its monthly magazine show from HD to SD, WEDU-TV upgraded its Harris VelocityQ NLE to the VelocityHD system.

is filled. With two cards in each AG-HVX200, the off-loaded card then rotates back into the camera, and the editor can begin logging and cutting the footage on the laptop.

Back in the studio, editors finish "Bay Area Living" in high definition and output it to the station's on-air server. The station currently uses EDIUS Pro version 3.6, but Swanson plans to upgrade to the latest version 4.0 software soon. Using all off-the-shelf equipment, this NLE software lets KRON finish a growing number of HD programs at a cost level that would have been impossible just a few years ago.

WEDU-TV

In Tampa, FL, at PBS station WEDU-TV, Dax Bedell has been editing the monthly magazine show "A Gulf Coast Journal with Jack Perkins" for two years in standard definition. But this season the show switched to high definition. The show is shot in the Sony HDCAM format. Bedell now uses a Harris VelocityHD system, an upgrade from WEDU's previous SD VelocityQ NLE, to post the show for broadcast on the station's HD channel. The system is capable of handling two streams of 10-bit high-definition video in real time,

and Bedell has the ability to post an entire show in HD without any rendering delays.

With its Altitude hardware, the system has a three-wheel key-frameable color corrector (primary and secondary) and, thanks to an intuitive software interface, presents thumbnail "EyeCons" representing all visible layers in an edited sequence based on the current play head position. This gives Bedell a constant visual reference along with associated SMPTE time code for all elements in the timeline, making the alignment of specific frames across multiple layers especially easy. In addition, audio EyeCons display a close-up view of the audio waveform at the play head's current frame.

Bedell has also just started posting "Small Business Academy" — a show structured around interviews interspersed by roll-in packages — on the VelocityHD. Until the station's full high-definition control room can be finished, Bedell uses the multicam capability of the NLE to simulate a live line cut of each episode. He digitizes all the iso camera footage into the system and simply switches back and forth between cameras. The show can then be mastered to HDCAM in real time for air.



network




Simplicity rules

VikinX Sublime small and medium routing switchers

- Analog video/audio, AES, SDI, E4, STM-1 from 8x8 to 64x64
- Multiformat HD-SDI from 8x8 to 64x64
- Re-clocking and non-re-clocking SDI and HD-SDI
- Multiple formats in one frame (2RU and 4RU)
- Control via IP/Ethernet, RS-232/422, NCB
- Programmable button configuration

Network Electronics US
800-420-5909
ussales@network-electronics.com
network-electronics.com

like.no.other™



The Better Way. The new Vegas+DVD Production Suite with Vegas® 7, DVD Architect™ 4, and Dolby Digital® AC-3 surround sound encoding is the better way for professional HD video and audio production. Whether working in DV or XDCAM™ HD, its intuitive interface, streamlined workflow, and extensive feature set make it the optimal choice for nonlinear video editing and production. Coupled with its comprehensive audio features and new DVD authoring tools, the Vegas+DVD Production Suite is a complete, single solution for all your production requirements in the studio or in the field.

Other applications limit your potential. Don't settle for less. The better way has arrived. Download a free 30-day trial at: www.sony.com/betterway

SONY.
Vegas+DVD



Zoe Creative Services

Although Sony introduced its turn-key XPR1 high-definition editing system in 2001, it's the software-based Vegas NLE system that Sony purchased from Sonic Foundry in 2004 that has created a buzz for HD finishing. Having started as an audio-only tool, the recently released version 7 can print multichannel 60i, 50i and 24p masters to HDCAM tape over HD-SDI using the supported AJA or Black Magic Design cards. In addition, it allows users to create high-definition Windows Media files for computer playback and MPEG-2 compliant files for the Sony Blu-print authoring system for Blu-ray discs.

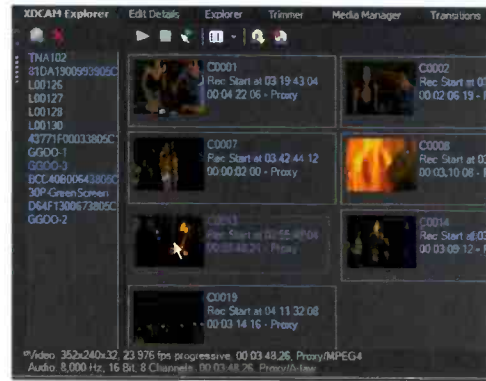
Tim Duncan, senior editor at Zoe Creative Services in Nashville, TN, uses the XDCAM Explorer function built into Vegas to import all the proxies from a complete 23GB XDCAM disc for what used to be called offline editing and then re-conform an entire project from the full-resolution XDCAM

source material. When finished, he simply writes the project back to the XDCAM disk to create an HD master.

Vegas even has a "Takes" function that adds all associated alternate takes to each clip on the timeline so if substitutions need to be accessed during mastering, every available option can be displayed with a single click. To see if it could be done, Duncan pushed the system to display 1000 takes with the help of some third-party plug-ins but he usually limits it to a couple of dozen layers to prevent confusing his clients.

Duncan recently mastered an HD music video by country star Marty Raybon. The video was shot in XDCAM and edited completely in Vegas. Duncan shot the video in multiple takes and was able to set up a 25 angle multicam configuration in a 5 x 5 split screen with an on-screen tally light identifying the selected window.

When done, he output a standard-definition version for DVD and VH1



The XDCAM Explorer window in Sony Vegas allows Zoe Creative Services to quickly choose files to import.

cablecasting and also an HD master on XDCAM disc for the MHD, a new high-definition music channel from MTV Networks. About the only feature Duncan values as much as Vegas 7's high-definition video format flexibility, including native HDV rendering to disc, is its ability to import and export 5.1 ATRAC audio files as well as up to 32 WAV channels as a single file. That's enough to keep this Nashville editor singing.



L. T. Martin is a freelance writer and post-production consultant.

Fair and Balanced Color



It's true. Kino Flo's telegenic ParaBeam 400 studio fixture delivers 3,000 Watts worth of tungsten soft light on 2 Amps—without the heat and without compromising your picture's color quality! The ParaBeam's cool brilliance owes to a special parabolic reflector that practically turns light waves into projectiles.

As for image quality, the fixture uses Kino Flo designed True Match® lamps that display professional tungsten and daylight balanced illumination (CRI 95). A center mount lets you rotate between a horizontal and vertical beam. Slide in your choice of focusing louvers to spot the beam down to a 90°, 60° or 45° pool of light. DMX, analog and manual controls can dim the light to black. Like all Kino Flos, the ParaBeam is flicker free and dead quiet.

If you think the ParaBeam looks good on paper, wait 'til you see how it looks on video.

ParaBeam

2840 North Hollywood Way Burbank CA 91505 818 767 6528 voice 818 767 7517 fax



www.kinoflo.com





**CES®: CONTENT,
TECHNOLOGY AND
EVERYTHING IN BETWEEN.**



The consumer electronics industry is rapidly expanding. From breakthrough products to device entertainment, CES is where the best of the business world gathers each year. See the latest innovations and gain the competitive edge only the world's largest tradeshow for consumer technology can deliver. Register now.

2007 INTERNATIONAL CES® JANUARY 8-11 LAS VEGAS, NV www.CESweb.org



AUDIO



DIGITAL IMAGING



EMERGING
TECHNOLOGY



GAMING



HIGH-PERFORMANCE
AUDIO & HOME THEATER



HOME
NETWORKING



HOME
THEATER/VIDEO



MOBILE
ELECTRONICS



WIRELESS

MPEG-2 to H.264 TRANSCODING:



BY SANTHANA KRISHNAMACHARI AND KYEONG HO YANG

The MPEG-2 compression standard has been widely deployed in video distribution infrastructures, such as cable and satellite networks, as well as in several consumer applications, such as DVDs and DVRs. For more than 10 years, end-to-end systems have existed, with several million interoperable encoders, multiplexers and set-top boxes deployed. The need to transcode to and from the MPEG-2 format has arisen.

We Didn't Just Raise The Bar

WE CHANGED THE WAY YOU WILL THINK ABOUT ROUTING AUDIO FOREVER

Distributed Thinking, One Solution

The Cheetah DRS, PESA's newest multi-format audio router, uses patent pending distribution technology to route audio over Gigabit Ethernet with either a single CAT-5 or Fiber cable for multi-frame connectivity. This creates a Distributed Routing System (DRS) scalable from 64X64 (occupying 1RU frame in one location) up to 2048X2048 (in 36RU of space in one or many locations).

Cheetah DRS allows broadcasters to place input frames in equipment racks near satellite ingest from receivers, VTRs, or servers, while placing output frames closer to studio gear for distribution into audio consoles, or master control. This keeps cable runs extremely short, preserves signal quality and reduces cable costs, time of installation and maintenance. Additional inputs or outputs can be added by changing cards or increasing frames in any location. Format flexibility in the Cheetah DRS allows a mix of AES and Analog, Synchronous and Asynchronous audio, with support for Dolby-E.

Simple, Fast, Reliable

Cheetah DRS frames supports redundant power, redundant control, and quick access front-loadable, hot-swappable matrix cards.

Versatile Connectivity

Frames are available with a wide variety of interconnect options. Choose from BNCs for 75 ohm AES, as well as ELCO or DB-50 connectors for analog audio or timecode. RJ-45 connectors are used for optional RS-422 machine control. A 6-pin terminal strip version is also available.

The Clear Path for Clean Audio Distribution: www.pesa.com/drs



Cheetah DRS



Winner of
TV Technology's
2006 STAR Award



Winner of
Television Broadcast's
2006 Top
Innovation Award



24 Woodbine Ave • Suite 16
Northport, NY, USA 11768
Tel: +1 (631) 912-1301
Fax: +1 (631) 912-1302
Toll Free USA: 800-328-1008
www.pesa.com

The need for transcoding

The following three scenarios describe the need for transcoding.

First, improvements in compression techniques have resulted in mature new standards that offer significant bit rate gains of 30 percent to 50 percent over MPEG-2. Investments made in legacy devices that can only handle the MPEG-2 format and the existence of large amounts of content that was created using MPEG-2 necessitate that multiple standards will coexist for several years before the eventual conversion to a single standard.

Second, emerging IPTV deployments of video over bandwidth constrained last mile will result in part of

mable processor technologies, such as the DSPs and FPGAs, have made it possible for video processing vendors to field products that can handle multiple existing formats and field-upgrade the products for future emerging standards.

Types of transcoding

Several forms of transcoding are possible, depending on the specific parameters of the compressed bit stream that are modified during the transcoding process. They include:

- *Bit rate transcoding.* This process changes the bit rate of the compressed bit stream while keeping the resolution, frame rate and the encoding format the same. MPEG-2 bit rate

Transcoding challenges

This article primarily focuses on the issues and challenges associated with the format transcoding from MPEG-2 to H.264. Although MPEG-2 and H.264 use similar techniques of motion compensation, transformation, quantization and entropy coding, there are several basic differences between the two standards that make the transcoding operation challenging.

Several new features available in H.264, such as multiple reference frames, smaller block shapes and spatial intra prediction, have no corresponding information in the MPEG-2 bit stream. The use of spatial prediction in I-slices in H.264 makes the transcoding of the MPEG-2 I-frame

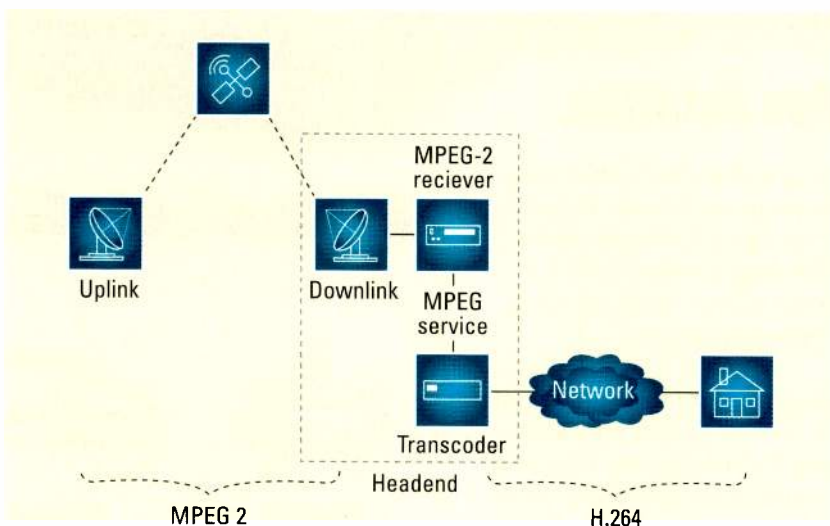


Figure 1. Format transcoding for IPTV architectures

the content distribution chain migrating to H.264, thereby creating a need for efficient transcoders. (See Figure 1.)

Third, new applications, such as high-definition video and real-time broadcast video over handheld mobile devices, require that the same content be made available in several spatial resolutions and frame rate formats. This can be achieved by recreating the same content in several formats. Alternatively, it will be more efficient to create the content once and transcode it to different formats and resolutions as needed. (See Figure 2.)

Finally, improvements in program-

transcoders, also called rateshapers, have been widely deployed today, and they employ efficient, high-density rateshaping by primarily operating in the discrete cosine transform (DCT) domain.

- *Format transcoding.* This entails converting the compression format—for example, converting an MPEG-2 bit stream to an H.264 bit stream.

- *Resolution transcoding.* This involves the conversion of coded spatial resolution—for example, converting a standard-resolution bit stream to common intermediate format (CIF) resolution for a mobile application.

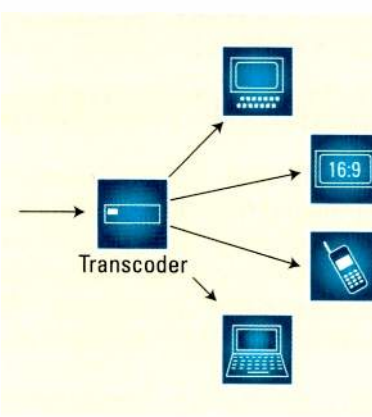


Figure 2. Resolution transcoding to support multiple display devices

substantially more complex than the simple re-quantization techniques that have been used by the MPEG-2 rate transcoders. The approach to transcoding MPEG-2 to H.264 is expected to progressively follow three approaches, which are presented below.

Decode and re-encode

The simplest approach to transcoding is to completely decode the MPEG-2 bit stream and then re-encode it with an H.264 encoder. The decode operation can be performed either externally or as a part of the H.264 encoder. System issues, such as handling SCTE-35 digital program insertion (DPI) messages, will require that the decode and encode operations be tightly coupled.

The quality of transcoding with this simple approach will not be high. Figure 3 shows a comparison between direct encoding and transcoding. The figure shows the PSNR (a measure of mean square error between the input and decoded output) values computed at different bit rates. The PSNR numbers are obtained by averaging the results over 18 different sequences of varying content type and complexities. The top plot shows the performance of direct encoding using an H.264 encoder. The bottom plot shows the performance of transcoding where the video is originally coded with MPEG-2 at 4Mb/s, decoded and then re-encoded with the same encoder used for direct encoding. Transcoding can result in up to 20 percent loss in compression efficiency.

Decode and information reuse

Similar to the previous approach,

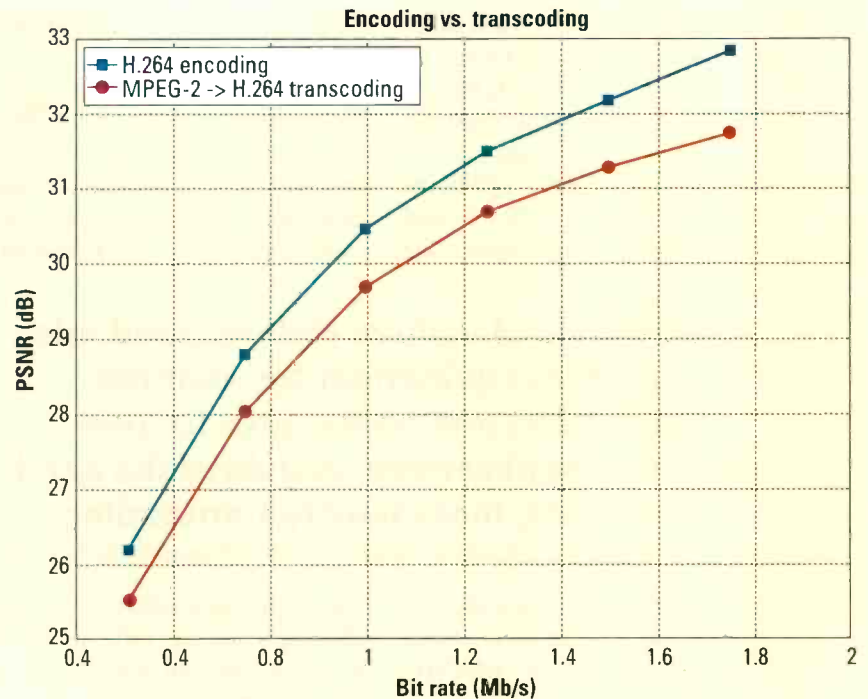


Figure 3. Performance comparison between direct encoding and transcoding

Time is Infinite



Measure
and
Display
it with

ESE

Broadcasters have counted on ESE precision master clocks and timing-related products for over 35 years. ESE products accurately synchronize broadcast operations using a choice of GPS, WWV, Modem, Crystal or line frequency for affordable, reliable, perfect time.

Spend a few seconds on www.eseweb.com to discover a vast universe of timing systems that are designed for easy installation, set-up and operation.

142 Sierra Street
El Segundo, CA 90245 USA
Tel: (310) 322-2136
Fax: (310) 322-8127
www.eseweb.com

the incoming MPEG-2 stream is decoded and then re-encoded using an H.264 encoder. However, here the relevant information available from the MPEG-2 bit stream is reused.

Although there are significant differences between MPEG-2 and H.264, including block shapes for

ing quality and reduce computational complexity.

Reusing the picture type (I, P or B) information from the MPEG-2 bit stream can provide substantial improvement in transcoding quality. Because MPEG-2 encoders code I- and P-pictures at a higher quality

sions can be reused to reduce complexity of transcoding. The H.264 encoder can use the quantizer values and the number of bits used to encode a given picture obtained from the input MPEG-2 stream for bit allocation and rate control decisions. Reuse of information as described here can be similar to two-pass encoding, where the results of the first pass of encoding are used to drive the decisions in the second pass.

Coexistence of various coding standards, and the requirement for multiple resolutions and frame rates for new emerging applications, will drive the need for efficient, high-density transcoding.

motion compensation, block sizes for transformation and motion search ranges, there is still useful information available in the input MPEG-2 bit stream that can be exploited by the H.264 encoder to improve transcoding

than B-pictures, better transcoding efficiency can be achieved if the H.264 encoder can align the picture type with that of the input stream.

Other information such as motion vector values and coding mode deci-

Transform domain processing

Transform domain processing is commonly used in the MPEG-2 bit rate transcoding applications mainly to reduce computational complexity and to avoid the loss of accuracy due to repeated DCT and inverse DCT operation.

With the use of integer transforms in H.264, there is no penalty because of repeated forward and inverse transformation operations. Performing complete transcoding in the transform domain may be unrealistic because of the substantial differences between MPEG-2 and H.264. However, computational complexity reduction can be achieved in certain operations, such as the I-slice transcoding in the transform domain by combining the inverse DCT operation in MPEG-2 with the forward integer transform of H.264.

Conclusion

Coexistence of various coding standards, and the requirement for multiple resolutions and frame rates for new emerging applications, will drive the need for efficient, high-density transcoding. Transcoders are expected to progress from simple decode/re-encode devices to more complex integrated systems that reuse information in the input bit stream and achieve higher density by employing selective transform domain processing techniques.

BE

Santhana Krishnamachari is vice president of advanced engineering and Kyeong Ho Yang is technical manager of video algorithms group for EGT.



Let *Broadcast Engineering* keep you up-to-date on the latest industry news, technology developments, new products and services...and more.

Apply for your free subscription today. Log on to broadcastengineering.com and click on "subscribe."

And...you can also sign up for any of the industry's leading e-newsletters from *Broadcast Engineering*.

broadcastengineering.com

BroadcastEngineering
A Prism Business Media Publication

BroadcastEngineering



Multichannel

NEWS

4th ANNUAL

HIGH DEFINITION SUMMIT

December 5th - 6th 2006 | HOLLYWOOD, CA

A SPONSORED SUPPLEMENT TO *BROADCAST ENGINEERING, BROADCASTING & CABLE* AND *MULTICHANNEL NEWS*



HD

LET HD CATCH YOUR EYE

- Produce in HD better, faster
- Making \$\$ with HD
- Integrating SD with HD
- Lower-cost acquisition tools
- Enhancing HD with surround audio

GOLD SPONSORS

Avid

FUJIFILM

HARRIS

SES AMERICOM
An SES GLOBAL Company

SILVER SPONSORS

anystream.



IBM

INTELSAT.
Closer, by far

UNIVERSAL HD **NBC HDTV**

VOOM HD
networks

A letter from the publishers

Consumers are flocking to HD. Nearly 20 million HD television sets were sold this year. The CEA says that this year, HDTV will have outsold analog sets by more than 89 percent.

In addition, nearly 47 percent of all TV households (TVHH) in the United States plan to buy an HDTV in the next 12 months. The overall market value for HD sets will reach \$65 million by 2009. Kagan Research says that of all digital TV sets sold this year, 85 percent will be HD.

Cable HD subscriptions will soon reach 6.6 million. By the time analog goes dark in 2009, the number of cable HD subscriptions is predicted to exceed 30 million.

Satellite HD consumption is also growing. Last year, there were 1.8 million HD satellite subscribers. With the increased HD programming being provided by broadcasters and satellite vendors such as DirecTV, the number of satellite HD subscribers will reach 19 million by 2010.

Broadcasters' content is what's driving this rapid HD growth. With more than 1500 stations broadcasting digitally, consumers can now "see" the HD difference.

With all this positive news on HD, ask yourself: What is your station doing to drive the wave of HD? Have you implemented an HD workflow? Are you planning now for local HD newscasts, HD local commercials and even HD weather?

The solutions you'll need are being shown now at this year's High Definition Summit.

Jonathan Chalon
Group Publisher
Broadcast Engineering and
Radio magazines

Larry Oliver
Vice President
General Manager
Reed Television Group

HD Production 3



HD News 10




HD Post 20



HD Distribution 26



HD production has exploded on the production scene with full-on capabilities for motion picture, sports and independent video applications.



HD: Changing the production scene

Movie producer, director and HD pioneer Randall Dark says it's arrived. Sports teleproduction service providers concur. Even those who shoot and edit music videos and TV shows agree. HD production has hit its prime.

In the past, producers had to make compromises because the high-definition equipment they needed wasn't available. But today, with high-definition cameras small enough to mount behind a transparent backboard, matte boxes designed to mount on the front of an HDV camcorder and prime lenses for the highest cinema-quality HD cameras, the stage is set for uncompromised HD production — regardless of the application.


"Three years ago, I would have said there were still missing pieces," said Dark, president and cofounder

of HD Vision Studios in Los Angeles. "But we've got so many companies that have come to the table. It's not just Sony; it's Panavision, Panasonic, Arri and (Grass Valley's) Viper. You've got an incredible variety of state-of-the-art cameras from cutting-edge companies. I don't think anybody now can look at the technology and say it's not prime time, and it's not affordable."

Impact on movies

While movies with broad distribution and large budgets, such as producer George Lucas' "Revenge of the Sith," garner much of the attention given to high-definition and electronic cinematography, it's at the other end of the spectrum that HD's greatest impact on moviemaking may be felt.

"High definition is one of the most important technologies to



"I don't think anybody now can look at the technology and say ... it's not affordable."

— Randall Dark,
HD Vision Studios



10:06 a.m.

Legal department clears
content of interviews



10:06 a.m.

Assistant annotates on-camera
interviews as they are captured





10:06 a.m.


Editor cuts rough sequence with
placeholders for interviews

Avid Interplay. On one level, it's a But we didn't stop at one level.

Automatic encoding. Desktop logging. Revision control. Background transcoding. Intelligent archiving. Avid® Interplay™ takes real-time collaboration to new levels, so everyone is on the same page, not just editors and producers. Designers, animators, writers, assistants, administrators—even finance and legal departments—can all work simultaneously, with instant



 **10:06 a.m.**
*Designer previews graphics over
lo-res proxies of incoming footage*

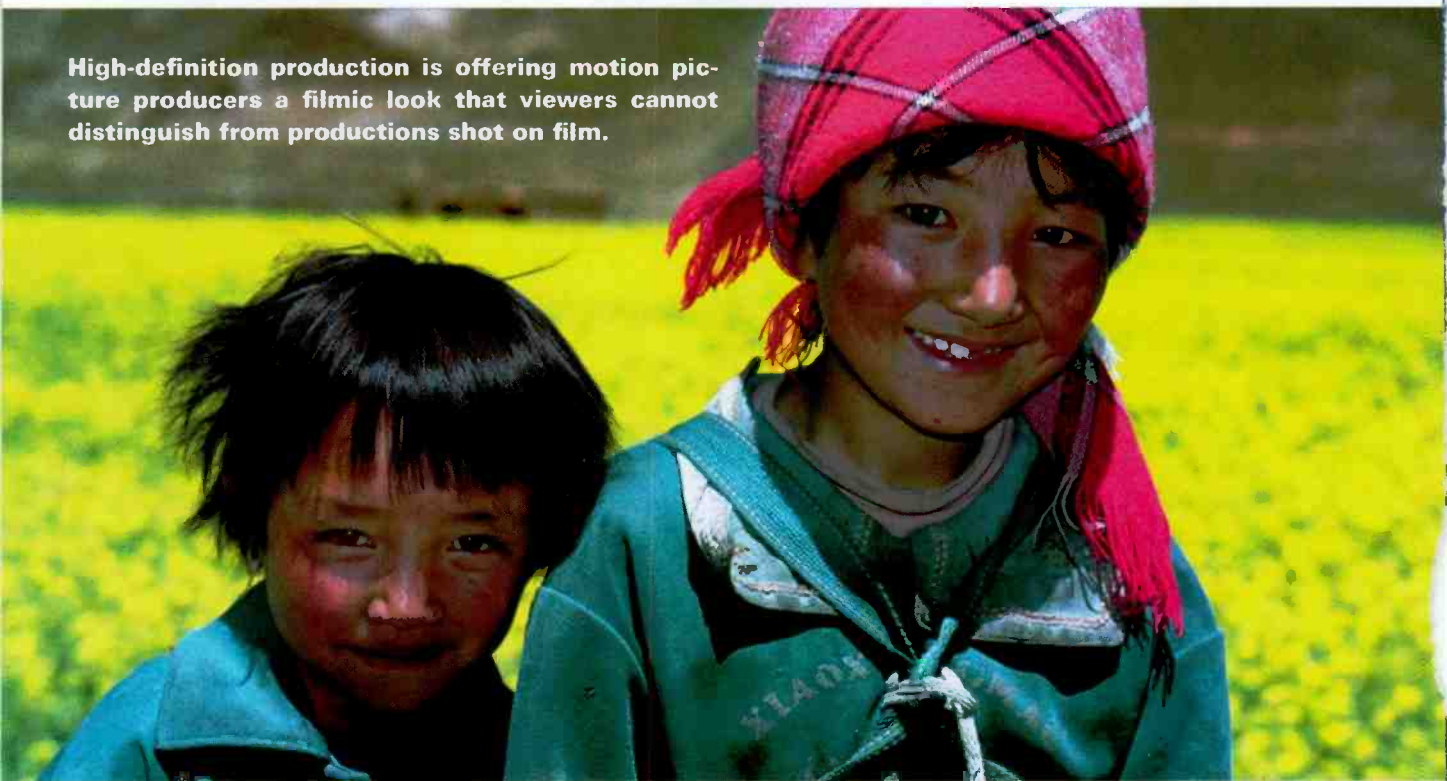
 **10:06 a.m.**
*Producer selects best takes
and marks INs and OUTs*

revolutionary media management solution.

access to any type of file. That means more time to be creative. Less time spent on busywork. And end-to-end productivity that lets you compete on a higher plane. Don't just manage your media assets; liberate them with the world's first nonlinear workflow engine: Avid Interplay. Learn more at: www.avid.com/interplay.

Avid.
do more™

High-definition production is offering motion picture producers a filmic look that viewers cannot distinguish from productions shot on film.



"We've had a complete front-to-back high-definition solution for about the past 18 months."

— Jeffrey Joslin,
NEP Supershooters

come along because it helps level the playing field," Dark said. "Because of the cost structure of high definition, you're going to see many new voices being able to express themselves because they can get into the game at a much lower price point. I think that's going to change and improve the quality of storytelling."

Freed from the heavy financial burden that shooting in film places on a movie's production budget, producers with low budgets can now turn to HD as an affordable alternative.

"Numbers don't lie," Dark said. "I shot 57 hours of HD footage in 14 days for my independent movie 'Closing Escrow'. When you compare the HD tape I used to the cost of the raw film stock, developing, processing and transferring, the numbers are staggering."

For a movie with a \$100 million budget, film charges may only account for 5 percent of the total budget. But for features that cost less than \$1 million to make, the cost of film can amount to 30 percent of the overall budget, he said.

"I'm not saying that high definition is perfect for every type of feature film, but we had to pull the trigger because we were doing a lot of improv comedy," Dark said. "I firmly believe film is an art form, and high definition is an art form, and to compare the two at a subjective, creative level does each art form an injustice."

"It is apples to oranges. When you talk about an artist painting with a paintbrush, he decides whether he wants oil, acrylic or charcoal. That being said, I find as an artist I use high definition because I'm also a businessman, and I know that by using high definition, I can get a much better, cost-effective finished product, and the consumer cannot tell what paintbrush I used."

Sports production

For the most part, all of the technology needed to teleproduce a sporting event in high definition is available.

"We've had a complete front-to-back high-definition solution for sports for about the past 18 months," said Jeffrey Joslin, chief

engineer for NEP Supershooters.

NEP Supershooters is a mobile facilities company that supplies broadcast and cable networks with some of the largest, most advanced teleproduction trucks in the industry. For example, ESPN contracts with the company for all of the production capabilities needed to present "Monday Night Football" in HD and SD.

Over the past couple of years, HD production and sports have become nearly synonymous at most high-profile sporting events. Televised sports, which typically attract a large number of viewers, have helped popularize high definition. Sports shot in high definition provide viewers with sharp images, a wide aspect ratio and 5.1 surround sound, all which make them feel like they're at the game.

But along with the great production values of high-definition sports come a unique set of challenges. For example, while all of the pieces are in place to produce sports in high definition, it's important for the industry to address latency in wireless HD cameras, Joslin said. HD

RF camera latency is generally the result of delays from compressing and encoding video before transmission. It can be as much eight frames or more, he said.

Such delays can limit directors' creative choices — particularly when covering a sport such as golf, where long fiber-optic or Triax cable runs connecting camera positions at distant holes with the teleproduction truck are frequently impractical.


According to Joslin, other challenges are coming into focus as HD sports production becomes more pervasive. Among the most notable are the best ways to mic and mix 5.1 surround sound for various sports; the recent availability of no-feature-compromise HD graphics and how to integrate them into the SD feed most viewers see; and building a comfort level among camera operators and the production crew with using 16:9 viewfinders and monitors.

Other productions

High definition may be reworking the math of motion picture



HD origination of sporting events has become far more common over the past 18 months as the few missing high-definition production tools have fallen into place.



Even run-and-gun news and documentaries shot in ENG style take on a true-to-life appearance in high definition.



"[HDV] gives us an edge over just shooting in NTSC."

— Rick Shaw,
Pinlight

production, but it's HDV that's transforming the economics for thousands of independent producers and video professionals.

Typically based on 1/3in imagers, these camcorders support a wide variety of frame rates (23.876fps, 29.97fps or 59.94fps), scanning types (interlaced and progressive) and resolutions (1080 and 720 lines). Many even offer HD-SDI output to allow recording to devices other than HDV format VTRs.

Competitively priced, HDV camcorders make it more practical for producers on tight budgets to achieve a filmic look.

One such producer is Rick Shaw, president of Pinlight in Hollywood, CA. Since acquiring the Canon XL H1 HD, Shaw's production company has shot several projects in the HDV format, including a music video for singer Rickie Lee Jones.

His most recent work with the camcorder is a development project about Bigg Slice, a custom car builder who regularly creates specialty vehicles for rapper Snoop Dogg and the L.A. Lakers. Shaw said using the HDV camcorder on

this project offers a competitive advantage.

"It gives us an edge over just shooting in NTSC," he said. "For a long time, I shot on the Sony DSR-130 DVCAM in NTSC. It has a great picture, but the Canon XL H1 HD gives us the ability to go either way. We can go HD or NTSC."

Shaw said using the HDV camcorder delivers the performance necessary to please clients and attract new business.

It's often said that HD is the biggest technological change in television since the introduction of color. The same could be said of its impact on production — not just in how television and movies are being made, but also what can be made and how it will look.

"We were shocked last night when we were looking at some of the older NTSC footage we had shot and comparing it with HDV footage we just shot," Shaw said. "It looked so old next to the HDV images. The NTSC pictures were one-quarter the resolution of HDV. It was an eye opener, and I never want to go back go NTSC." **END**



HD-PRIME ROCKS.

HD-PRIME rocks, with exciting new channels like MHD, MTV Networks' new high-definition music channel joining our HD neighborhood.

HD-PRIME is

America's leading cable neighborhood for HDTV. That's why so many top programmers must have our satellites to deliver all their high-definition broadcasts.

SES AMERICOM was the first satellite company to carry HDTV signals. With SES AMERICOM's AMC-10 and AMC-11 satellites, HD-PRIME covers

the entire U.S., including Alaska and Hawaii, with our high level of reliability.

And with the scheduled December launch of AMC-18 into 105 degrees West, we'll have more HDTV

capacity than ever before.

As the leader in HDTV, we carry signals for all of the leading HDTV producers, from Discovery to NBC, from iNDemand to Comcast and MTV Networks. As our client list continues to expand, HD-PRIME reaches the most HDTV cable households in the USA. Our reliability, service and high circuit

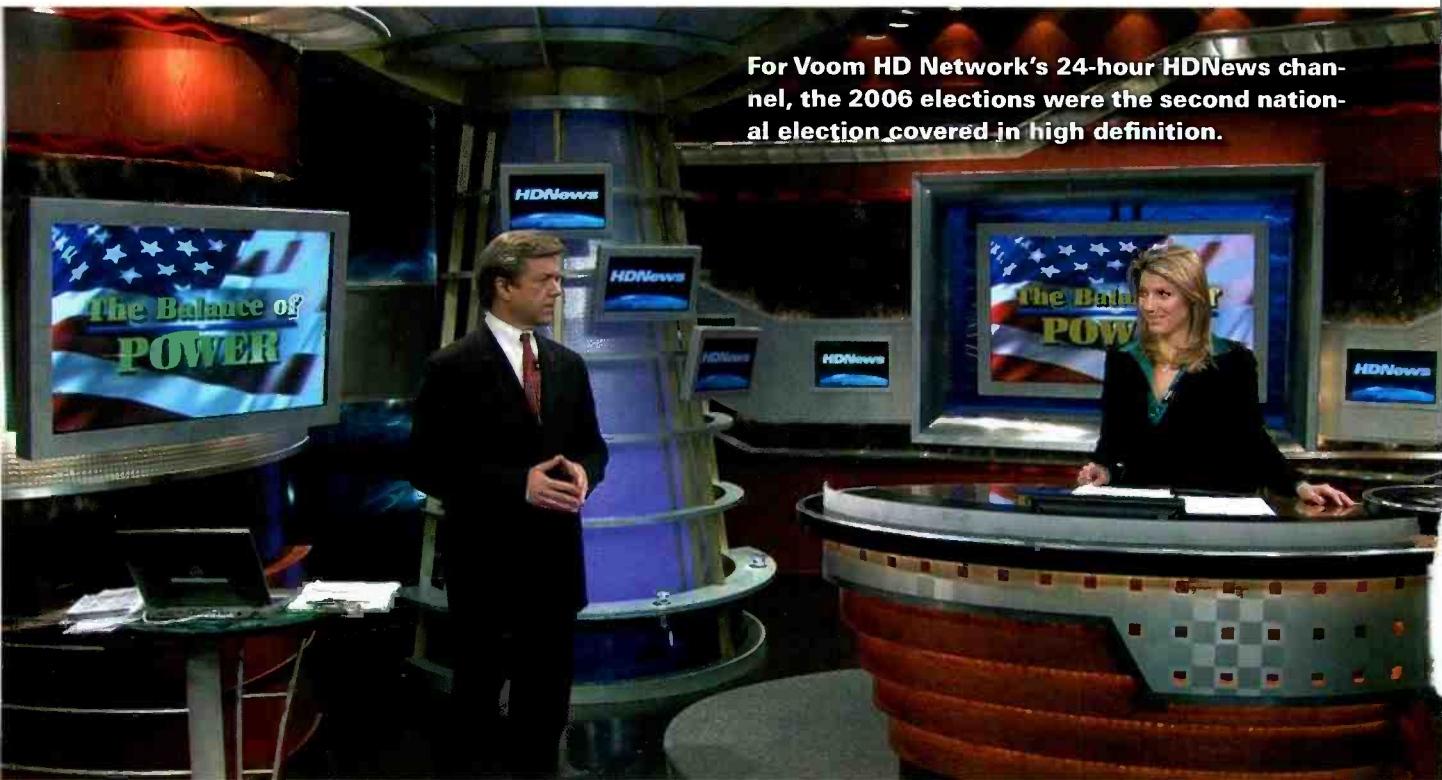
availability rates make HD-PRIME the perfect neighborhood for all your cable distribution.

When you're ready to rock with your high-definition channel, roll with the leader.

Bring your signal to America's cable neighborhood, HD-PRIME, and we'll deliver every neighborhood and TV address in North America. For details on HD-PRIME, please contact Steve Bunke at 1.609.987.4353 or visit our website at www.ses-americom.com

SES AMERICOM
An SES GLOBAL Company

For Voom HD Network's 24-hour HDNews channel, the 2006 elections were the second national election covered in high definition.



Going HD with local newscasts

"There's a hunger and a need out there for this high-definition content."

— Milan Krainchich, HDNews

Slowly momentum is building for HD news on the local level. Every few weeks, another local station goes on-air with a high-definition newscast. Major station groups such as Gannett and Cox Television, as well as some network-owned stations, have led the most recent push.

While the specific reasons for launching HD news vary, it's easy to see why many stations believe now is the time.

For example, Leichtman Research Group has reported that one in six U.S. households has at least one HDTV compared with two years ago, when this figure was one in 14.

Kagan Research has predicted that by 2010, 180 million HDTV sets will have been sold to U.S. consumers, accounting for 81 percent of all TV households.

Given new HDTV viewers' proclivity to switch the channel to HD programming rather than watch old SD favorites, it's understandable why launching HD news locally is becoming a priority.

"There's a hunger and a need out there for this high-definition content," said Milan Krainchich, director of operations for HDNews.

HDNews, distributed as part of the VoomHD high-definition programming lineup, has delivered high-definition news 24 hours a day since its launch in 2003. In Krainchich's view, a "critical mass is forming" for HD among viewers.

"I believe that critical mass is essentially there or is about to be there now," he said, "and it's strong enough for stations to start making this transition."

The good news for stations switching to local HD news today



HD-PRIME. NOW WE'RE COOKIN'.

HD-PRIME adds sizzle to your HDTV coverage, with exciting new channels like Food Network HD—from America's leader in home and lifestyle programming and one of cable's top-rated networks—joining our industry-leading HDTV cable neighborhood.

That's why so many programmers are hungry for HD-PRIME to deliver their high-definition broadcasts.

SES AMERICOM was the first satellite company to carry HDTV signals. With SES AMERICOM's AMC-10 and AMC-11 satellites, HD-PRIME covers the

entire U.S., including Alaska and Hawaii, with our high level of reliability. And with the scheduled December launch of AMC-18 into 105 degrees West, we'll have more HDTV capacity than ever before.

As the leader in HDTV, we carry signals for all of the leading HDTV producers, from Discovery to NBC, from iNDemand to Comcast and MTV Networks. As our client list continues to grow, HD-PRIME reaches the most HDTV cable households in the USA. Our reliability, service and high circuit availability rates make HD-PRIME the

perfect neighborhood for all your cable distribution.

When you're ready to serve up HDTV offerings, get cookin' with the leader.

Bring your signal to America's cable neighborhood, HD-PRIME, and we'll deliver every neighborhood and TV address in North America. For details on HD-PRIME, please contact Steve Bunke at 1.609.987.4353 or visit our website at www.ses-amicom.com.

SES AMERICOM
An SES GLOBAL Company

Reporters can use the Avid NewsCutter Adrenaline to edit news in high definition.



“The premium for HD capability has really come down to ... only a 5-, 10- or 15-percent premium.”

— Bill Thompson,
Anystream

is that the premium vendors have charged for HD acquisition, production and playout equipment is giving way to more mainstream pricing, said Bill Thompson, director of broadband products for Anystream.

“In the early '90s, [if] you decided you wanted to implement any kind of HD workflow, on a piece-by-piece basis, each functional block that you were going to buy for your production chain and your air chain would cost X if it were SD, and if it were HD, it would cost 2X,” Thompson said. “So, we see across nearly every product category that the premium for HD capability has really come down to the point where maybe it's only a 5-, 10- or 15-percent premium.”

For stations due to replace aging equipment in the news department, that's not too heavy a burden to bear.

“Some stations have to replace equipment anyway,” said Andrew Warman, Harris product marketing manager, servers. “They look at HD and realize that if it's done in a particular way, there's really not go-

ing to be that big of difference between delivering HD and SD news versus SD anyway.”

Added Bryan McGuirk, president of Enterprise Services for SES AMERICOM, “It is driven by capital expenditure cycles. News organizations reinvest in equipment from time to time. If that time comes up right now, you'd be crazy not to put HD gear out there.”

Even for stations not yet ready to replace their entire news infrastructure, there are affordable strategies.

“Frankly, we've seen a lot of stations do it in a cost-effective way by switching to 16:9 in SD and up-resing their content successfully so that they have the benefits of that footprint on the HD side,” said David Schleifer, Avid Technology vice president of broadcast and workgroups. “There are a lot of ways to skin this cat, and stations are taking different approaches.”

Serving two audiences

Despite the rosy picture for HD households, there will remain millions of television viewers whose only way to watch is via free, over-

the-air television.

The Government Accountability Office is one of several entities supplying information to guide the National Telecommunications and Information Administration as it works out the specifics of its digital-to-analog converter box reimbursement coupon program. It has estimated that there are 45 million broadcast-only sets in homes relying exclusively on over-the-air television and another 28 million such sets in homes with satellite or cable.

Clearly, that means local stations will have to deliver SD and HD news to serve both audiences for the foreseeable future.

In general, stations could approach the challenge in one of three ways: produce in SD and upconvert for their HD audience; produce in HD and downconvert for their SD audience; or create separate workflows for both, which is the most expensive approach and, therefore, the least likely to happen.

To HDNews' Krainchich, the choice is clear.

"Do everything in HD," he said,

"and then try to introduce the standard definition at the very end as a downconvert in your master control."

Not only will this approach maximize quality for both the HD and the SD audience, but it will also maintain efficiency in news production.

"Put as much as possible into one consistent HD workflow," he said. "It is when you are mixing and matching that you run into the most problems and complications — whether they're operator problems, production problems or maintenance problems."

Regardless of the approach, conversion will be necessary, and that has a little known consequence: a slowdown.

Avid's Schleifer said, "The process does introduce added time into the workflow because you are asking the system to change the media. Quite frankly, a lot of other solutions don't highlight this, leaving customers to realize later on that there will be some big transcoding and conversion steps to tackle."

Transcoding aside, stations that



"There are a lot of ways to skin this cat, and stations are taking different approaches."

— David Schleifer,
Avid Technology

CTV relies on NEXIO NX3600 HD/SD transmission servers and integrated VelocityNX craft editing systems for high-definition sports highlight editing at its TSN HD network in Toronto.

Our technology gets you from here



THE NEXIO XS™ HD/SD SERVER:

When it comes to reliability, our server technology long ago set the standard. Scalability? No competition. Now, NEXIO XS is raising the bar in operational and format flexibility.

Using enterprise-class, integrated processing and software codec technology, NEXIO XS blows past competing broadcast video servers that depend on hardware for coding, decoding and conversion. Software-driven up-, down- and cross-conversion—along with the most flexible IT connectivity on the market—further propels NEXIO XS to the head of the pack. The result is total media format transparency, letting you freely ingest, cut and air all content that enters the system—from SD to HD.

to here...



EASIER.

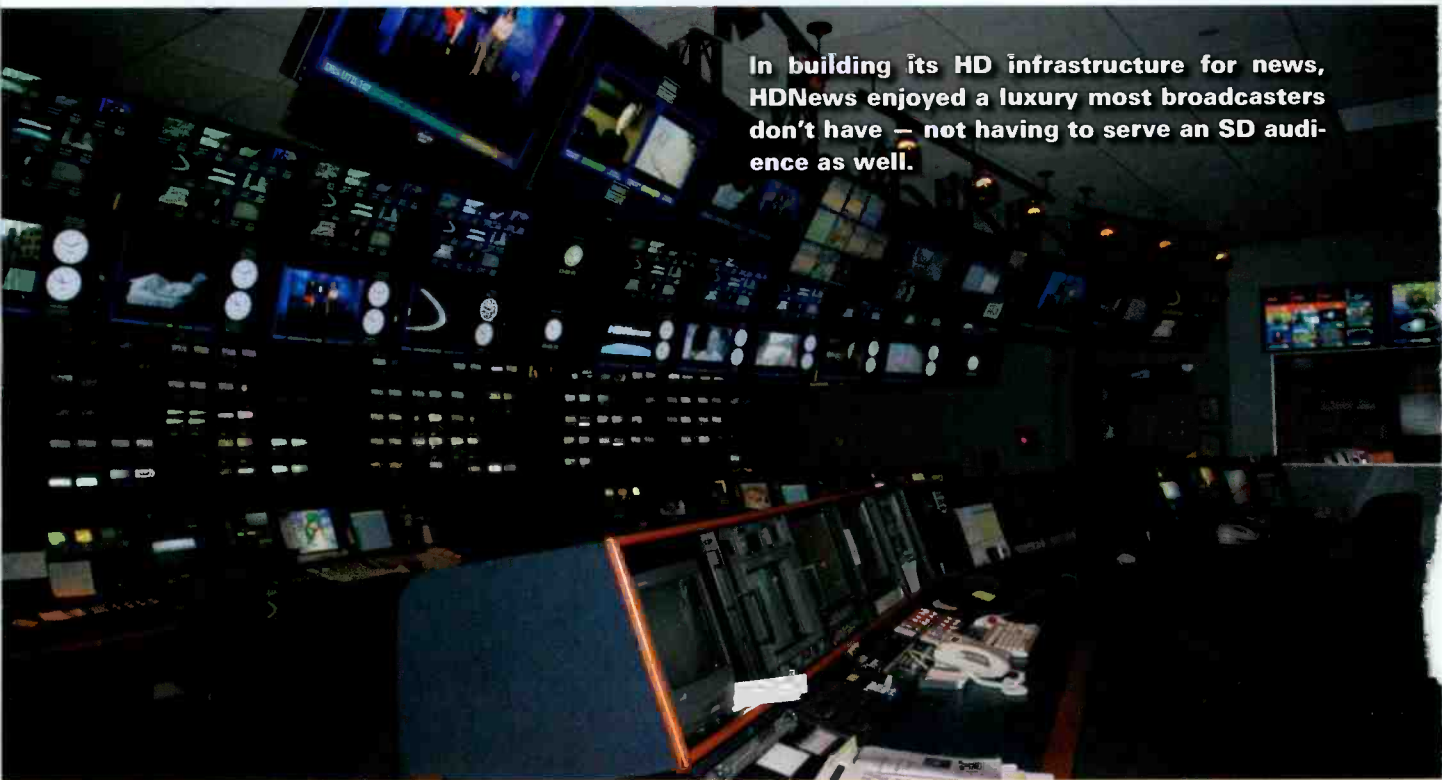
NEXIO XS™

INTEGRATED SOFTWARE CODECS = FORMAT FLEXIBILITY

NEXIO XS servers are just one piece of a complete, HD-ready portfolio from Harris. From automation and signal processing to master control and transmission, our products work together to seamlessly handle everything you can throw at them. This makes a Harris HD/SD broadcast solution the easiest way to manage content—no matter where it's from, or where it's headed.

- Automation
- Servers
- Infrastructure
- Test & Measurement
- Master Control & Branding
- Graphics & Editing
- Networking
- Transmission

Visit www.broadcast.harris.com or contact a Harris representative at: +1 888 843 7004.



In building its HD infrastructure for news, HDNews enjoyed a luxury most broadcasters don't have — not having to serve an SD audience as well.



"... it is pretty slim pickings for ENG cameras that do HD and SD."

— Andy Warman, Harris

are looking to launch HD news must determine whether or not their existing infrastructure will support high-definition news production.

"Stations that use SD file-based newsroom systems are probably in reasonable shape depending on the system," Warman said. "Certainly, if they have GigE infrastructure, then they are going to be in good shape."

He continued, "A lot of HD machines are in the bit rate range of SD anyway. So, IMX HD falls right into the HDV/IMX SD range in terms of its bit rate. From that point of view, if people are already on the bandwagon of using IMX or HDV or DV25 as file-based, everything is in the same ballpark on the file-based side of things anyway if they choose IMX or similar technologies."

However, HDNews' Krainich cautioned that stations should fully assess their existing infrastructure for HD before committing to using it.

"You need to build an up-to-date and robust infrastructure operation from the start so that you can

continue to grow it and not build an HD operation that can't be expanded," he said. "My perspective is to build the right infrastructure at the outset so you have head room."

HD acquisition

News starts in the field, and that's exactly where stations should begin their HD news transition, Krainich said.

"My approach, having thought through it in various scenarios, is to start in the field with newsgathering," he said. "Buy HD cameras. Buy HD editing. This will also enable a station to begin to build an HD video archive."

Warman said, "On the camera side of things, it is pretty slim pickings for ENG cameras that do HD and SD, but they are there, and they work very well. You can pick up a \$4000 or \$5000 camera that does SD and HD, depending on what you need at the time, and in a lot of cases, it's probably OK for news."

Added Krainich, "Given its extreme low cost, HDV definitely has a place. However, for the larger markets, it is not the format of

choice for newsgathering.”

In his view, HDNews, and other larger market stations launching HD news operations will seek out ENG formats with larger imaging chips.

“We still want 2/3in broadcast-quality cameras going out with the crews so they can get the best performance and results,” he said. “But if you get HDV video, you’re not going to turn it down.”

With several competing formats available for acquisition — each of which comes from manufacturers with superb reputations — how should a station choose?

“The key is for the station to analyze its workflow, analyze and understand how it wants to edit and with what equipment it wants to edit, including in the field in ENG and SNG trucks, in a bureau, or on the road,” Krainich said.

“I think all those factors should be weighed when deciding on what camera format a station adopts because it’s not just about the camera technology; this decision ripples throughout the operation,” he said.

Does HD news matter?

At a recent industry gathering, there was a noticeable urgent tone as news technologists and executives discussed the presence of new competitors vying for news viewers and how television stations should compete. In talking out how stations could contend with these new competitors, little emphasis was given to high definition. That begs the question: Does HD news matter in light of new competitors?

“The viewer values high-quality production, quality journalism and a quality presentation with high journalistic standards, including all of the production elements that the best of news broadcasting has to offer,” Krainich said.


“In turn, that quality news production is not going to be hurt by these competing outlets, at least not in the near future. But, stations are going to have to work hard to stay in the game, even reinvent themselves to some degree. Going to HD is one of the steps stations can use to draw in and retain viewers.”



“Going to HD is one of the steps stations can use to draw in and retain viewers.”


— Milan Krainich, HDNews

END



WFTV, the Cox Television station in Orlando, FL, uses an Avid end-to-end workflow for HD news production.

High-definition viewing appears to be entering the mainstream of American living rooms, with one in six TV households owning an HDTV.



Stats point to HD strength

The transition to HDTV among U.S. viewers is in full swing, and along with consumer adoption of high-definition television comes a dizzying array of research and forecasts.

While it's difficult to know with certainty exactly what consumers intend to do, it appears clear from the research that HDTV is in its ascendancy in the United States. According to research from the Leichtman Research Group (LRG), one in six U.S. households now has at least one HDTV compared with one out of every 14 two years ago.

Consumer attraction to flat panel plasma and LCD displays is contributing to the switch to HDTV. A recent report from tech researcher iSuppli says the market for LCD TVs will grow worldwide by 27.5 percent a year until 2010, when it will be worth \$84 billion.

The latest statistics from DisplaySearch show continued

growth of plasma panel sales as well. In the third quarter of 2006, plasma shipments reached 2.8 million units, 17 percent higher than the same quarter last year. If forecasts for plasma panel sales for the fourth quarter are met, 2006 plasma panel shipments will rise 49 percent year-over-year to 10.7 million units.

HDTV continues to drive plasma panel shipments, with the HD share rising from 73 percent in the second quarter to 79 percent in the third on 28 percent growth. The HD share is expected to reach 86 percent in the fourth quarter on 23 percent growth, according to DisplaySearch.

Demand for high-definition will be high this holiday shopping season, according to The NPD Group. The research group says HDTV sales have increased 52 percent in unit volume and 39 percent in dollar volume from January through September this year compared with the same period in 2005. Sales of HDTVs

during November and December 2005 topped \$2.2 billion, with more than 1.4 million units sold. The NPD Group expects 2006 to see continued HD holiday shopping growth.

Repeat HDTV buyers are becoming more common, too. According to LRG, 26 percent of HDTV owners now have more than one HDTV — up from 11 percent last year — and 29 percent of HDTV owners are likely to get another HDTV in the next year, compared with 18 percent last year.

While the growing adoption of HDTV is impressive, LRG also finds high definition still remains to a large extent, the province of higher income households. Recent LRG findings show only 6 percent of households with annual incomes under \$30,000 have HDTVs compared with 38 percent of households where yearly income exceeds \$100,000. **END**

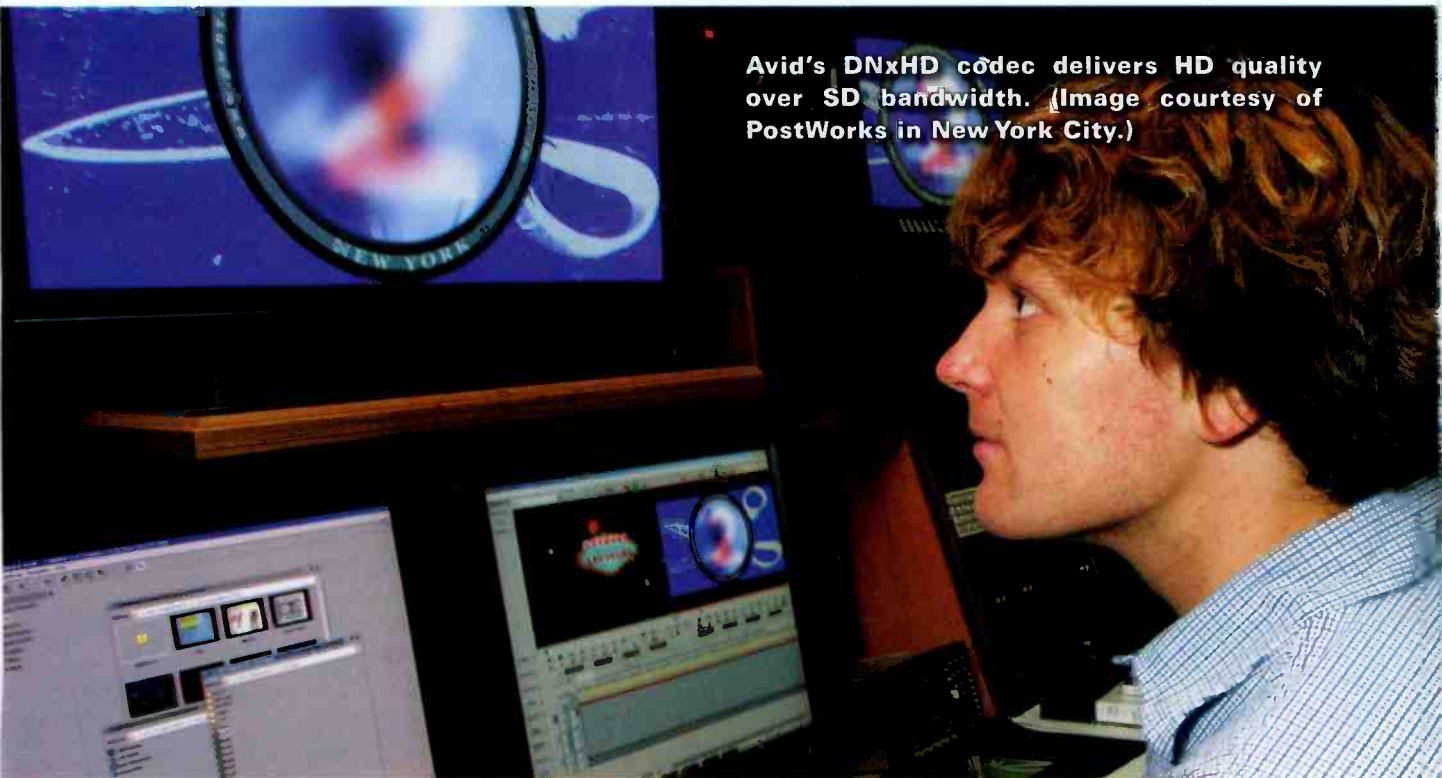
PROFESSIONAL DISC DYNAMO.

Introducing Fujifilm PD711 for the XDCAM® Professional Disc System.


Broadcasters and video professionals trust the Fujifilm name when choosing media for their most important projects. So it's no surprise that they're celebrating the arrival of Fujifilm's latest addition to the company's professional video line – Fujifilm PD711. Designed exclusively for XDCAM and XDCAM HD systems, the Fujifilm PD711 features a specially designed phase change material for low error rates and stable rewrites. A highly durable hard coating and precision cartridge provide outstanding protection, even when used under adverse field conditions. And, as with all Fujifilm professional video products, you get high quality and consistency from disc to disc and case to case. Think of it this way: Your work is demanding and dynamic – shouldn't your video media be the same?

To find out more about our complete line of high-quality professional videotape, visit us at: www.fujifilmusa.com/proav.





Avid's DNxHD codec delivers HD quality over SD bandwidth. (Image courtesy of PostWorks in New York City.)



HD post: Challenges and opportunities

"By doing a rough cut [in] real-time when we were shooting, ... not only did we know what we had in the can, we had it sequentially."

— Randall Dark,
HD Vision Studios

HD post production presents new challenges and opportunities for efficiency and workflow.

How to integrate HD solutions into an SD facility to avoid creating "HD islands," what to do with finished material and assets long term, and how to make the most of existing infrastructure to support new HD business are the main challenges. The opportunities of working with HD include the ability to fix material before post and improved efficiencies in ways that were never possible with film.

Post begins in the field

While shooting movies and other programming in HD can produce significant savings in film-related expenses, it also can create savings and efficiencies in post by transferring functions typically done in

post production to the field.

For example, Randall Dark, president and cofounder of HD Vision Studios in Los Angeles, took advantage of the immediacy of monitoring scenes shot in HD for his independent feature "Closing Escrow" to minimize post expenses.

"We were feeding an Apple G4 as we were shooting," he said. "We were doing a rough cut as we were shooting the scenes. By doing a rough cut [in] real time when we were shooting, when we wrapped that set, not only did we know what we had in the can, we had it sequentially, and we were able to fine tweak it."

The process improved Dark's efficiency during editing and provided a way to reduce the hours spent color correcting his movie.

"We were color timing in the field," he said. "Even though for

HIGH DEF HONOR ROLL.

Four important reasons to trust your HD production to Fujifilm.

When it comes to professional videotape, Fujifilm sits at the front of the class. With magnetic tape coating innovations such as ATOMM*, we became trendsetters. We then introduced the first commercially produced tape using nano-scale magnetic particles – NANOCUBIC – bringing us top honors. But we've earned the Highest Distinction for the four products in our High Definition lineup. From acquisition to mastering, editing to archiving, Fujifilm HD videocassettes always get top grades. And our product quality, reliability and customer support help us retain a regular spot on the Honor Roll. When your production calls for high quality High Definition, call for the brand with the best report card in town: Fujifilm.


To find out more about our complete line of high-quality professional videotape, visit us at: www.fujifilmusa.com/proav.



* Advanced Super Thin Layer and High Output Metal Media Technology

© 2006 FUJIFILM U.S.A., Inc. HDV is a trademark of Sony Corporation and the Victor Company of Japan, Ltd.

FUJIFILM



As workflows transition in post, magnetic media remains an essential element, particularly in the form of data tape for archiving content.



“The primary issue in post is how to manage HD content.”

— Matt Feury,
Avid Technology

the last 20 years I’ve always had my own cameras and post production [equipment], which makes it is very easy for me to go into post, you want to save money.”

Comparing scenes on video monitors in the field and adjusting camera setup to match colors reduced the time Dark had to spend color timing in post.

HD post challenges

HD also presents its own set of challenges in post. For example, integrating HD capability into an SD facility can be expensive and present workflow issues, according to Matt Feury, Avid Technology senior product marketing manager.

“The primary issue in post is how to manage HD content,” Feury said. “With post facilities already outfitted with storage and network infrastructures to support standard-definition work, making a wholesale jump to HD can be too costly, and the result is that HD post production becomes an island within the facility.”

Likewise, managing different aspect ratios presents a challenge in

post, especially when downconverted SD material with a 4:3 aspect ratio is used for offline editing, and the final project is conformed for an HD master with a 16:9 aspect ratio, he said.

Compression also presents challenges. In post, there’s a desire to operate in creative workgroups and share large HD files among members of that group. But moving large HD files among members of the group can be difficult, thus the need for compression.

“A key part of working with HD is how efficiently you are able to compress signals so that they are manageable in a workgroup setting, yet still deliver images that could be considered mastering quality,” Feury said.

Avid’s solution is its DNxHD codec, which Feury said provides HD quality at SD bandwidth.

“Using this codec, production teams can grow into HD workflows without having to over-burden or overhaul their existing storage infrastructure, all without sacrificing image quality,” he said.

While the Avid DNxHD codec

is widely used inside post houses and broadcast post facilities, it can present broadcasters, who can face severe time constraints, with some challenges, said Bill Thompson, Anystream director of broadband products.

Pointing to NBC's HD production of the 2006 Winter Olympics from Torino, Italy, Thompson said the amount of time between when the network received HD files for posting in New York City and when it broadcast its evening coverage was so short that using the typical DNxHD setup presented an unacceptable bottleneck.

"Taking Avid DNxHD files and playing them to air through a Grass Valley or Omneon server is a computationally intensive process," Thompson said. "It involves decoding the DNX codec, which is proprietary, and re-encoding it to high definition MPEG-2 files. That is a pretty slow process, and in many cases, it's slower than real-time."

To overcome the hurdle, Anystream worked closely with Avid to transcode DNxHD files into MPEG-2 files at a rate two to three

times faster than real time. Doing so required Anystream to develop a new "grid-scalable processor" architecture that chops DNX material into short segments, sends each to one of several computers on the grid working in parallel on transcoding, and then seamlessly splices the pieces back together.

"By implementing it in this kind of approach, our users can scale and achieve whatever throughput they want to apply to the problem," he said.

Post archiving

Given the influence of IT in post, it would be easy to think that tape's role is diminishing. Nothing could be further from the truth, said Tom Daly, Fujifilm Recording Media Division director of marketing.


"Tape usage as we go forward is going to actually increase," he said.

That's because while file-based workflows may diminish the need for videotape, they increase the need for data tape for archiving content, said Jim Hegadorn, Fujifilm Recording Media Division




"By implementing it in this kind of approach, our users can scale and achieve whatever throughput they want."

— Bill Thompson,
Anystream



Bill Admans, director of creative editorial, works on the Avid DS Nitris digital non-linear editing system. (Image courtesy of FotoKem Film & Video, Burbank, CA.)



Post facilities supporting SD work can face severe financial challenges to make a wholesale switch to an HD infrastructure, but there are alternatives.



“We have what amounts to a transfer stream data mover between disk and data tape over fiber.”

— John Hoehn,
IBM

director of technical services.

“The end result is your finished piece, and where is that going to reside?” he asked.

Hegadorn thinks data tape is the clear answer because it’s the least expensive long-term storage medium available.

A unique example of the value of data tape storage for archiving material is the IBM ASI Solution. Since April 2005, FOX Networks has used the solution primarily to archive 720p HD feeds for FOX Sports coming from an ASI router. To the router, the IBM server in use looks like ports.

“When the feeds reach our servers, we start recording to disk,” explained John Hoehn, senior consultant/senior IT architect for IBM. “We take the payloads out of the ASI streams — the MPEG-2 transport streams — and we’re actually storing those bits on disk.”

For FOX, 73Mb/s, which includes the MPEG-2 payload of 64Mb/s and 9Mb/s for control, are stored. The extra bits keep track of changes in the bit rate and let the system reconstruct the original ASI stream

when the transport stream is recalled from disk or tape.

“We have what amounts to a transfer stream data mover between disk and data tape over fiber,” explained Hoehn, “so the only thing that is really throttling the transfer rate is the number of tape drives.”

At FOX, eight IBM servers are connected to four tape drives.

“That works well in an archive sense for moving off all the high-definition NFL games, NASCAR, ‘American Idol’ and MLB by 6 p.m. the day of broadcast,” he said.

Beyond the archive, tape still has a place in post.

“Since the dawn of nonlinear editing, tape has played a role in film offline,” said Feury. “Now, with the increasing affordability of HD, filmmakers can still take advantage of the relative low-cost and flexibility of tape as a workprint but with a high-quality image that allows for actual dailies to be viewed out of the offline editing system. They can do this without worrying that any problems within the images captured to film are being masked by the offline videotape.” **END**



HD Coverage No One Can Match

If you are ready to offer HDTV, choose the leader that can give you instant reach to 100% of all digital cable subscribers in the United States. We're North America's home-field advantage.

- Most powerful cable and HDTV neighborhoods in the sky
- Industry's best backup, fleet reliability and redundancy plan
- Access to five Galaxy satellites covering North America
- Highest power over the largest domestic footprint (including Alaska, Hawaii and Puerto Rico)

For more information on Intelsat HD services, please contact Tim Jackson at tjackson@intelsat.com or +1 310-525-5830

A world with Zero Degrees of Separation is now... Closer, by far



INTELSAT.

Closer, by far

www.intelsat.com



SES AMERICOM feeds 290 channels, including those in HD, to IPTV headends and satellite subscribers as part of its IP-Prime.

MPEG-4 AVC: The HD format of the future

MPEG-4 AVC's ascendency won't be fully realized until "people write off ... the MPEG-2 investment they've made."

— Kurt Reigelman, Intelsat

Whether distributing programming via satellite to headends, transmitting programming via direct broadcast satellite to viewers, or sending content down fiber, coax or twisted pair to the home, there is an interesting set of choices when it comes to transporting HD video and audio.

The sender of the digital high-definition program wants to deliver the quality of the image needed to satisfy the receiver's expectation about what a high-definition image should look like. However, the sender must find efficient ways to do so that minimize bandwidth to keep costs in check — and in the case of IPTV distribution, it's a challenge to deliver high-quality HD images at all.

This exercise in balance requires the sender to choose how much digital compression to apply without

harming viewer-perceived quality. The pace at which new algorithms emerge to allow greater compression without harming quality sets up other business choices, such as when to scrap the old in favor of the new.

For example, MPEG-4 AVC can achieve significantly greater compression and bandwidth efficiency than MPEG-2, but because of investments, the latter isn't going away anytime soon.

"The MPEG-2 investment is not to be underestimated," said Kurt Reigelman, senior vice president of sales, Americas, for Intelsat. There's a large amount of capital that's been spent and is still being spent on MPEG-2."

MPEG-4 AVC's ascendency won't be fully realized until "people write off or amortize the MPEG-2 investment they've made," he said.

puzzle [puhz-uhl] (n.)

a problem or enigma that challenges ingenuity.

...publishing made-for-TV media for new devices, new formats and new business models without disruption of current operations demands agility and ingenuity. *Can you fill in the missing pieces that keep the picture in focus?*

...wide screen vistas... image clarity and color that rival film... surround-sound audio that shakes the room. *Does HD acquisition and production fit into your dynamic, mobile, broadband, handheld, multi-platform publishing picture?*




The background of the advertisement is a collage of digital media devices, including a desktop monitor, a laptop, a tablet, a smartphone, and a game controller, all displaying a landscape image. The devices are arranged in a way that suggests they are interconnected and part of a larger system. The Anystream logo is prominently displayed in the center of the collage.

anystream.

Solve the puzzle and broaden your HD opportunities with one simple, seamless powerful multi-platform publishing system™. With the Anystream Agility Digital Media Publishing System, you can publish sellable content packages for playback on devices ranging from mobile phones to wide-screen TVs - from either HD or SD source material.

Contact Anystream for multi-platform content publishing solutions that drive your media business - www.anystream.com/solvethepuzzle



Including what it acquired when it bought Pan-AmSat, Intelsat distributes the HD programming of three of five lettered networks and 12 HD channels on its Galaxy 13 satellite.

*MPEG-4 AVC
is a driver
for "creating
space for HD
in the near
future."*

— Bryan McGuirk,
SES AMERICOM

Competitive compression technology aside, the fundamental choice for HD program distributors remains: How much compression is too much? Or, how far can distributors push the compression envelope until viewers push back?

"The market is going to take care of this," Riegelman said. "When you enter your high-def tier and look at the quality of the different channel offerings, I think over time, the quality of the channel is going to drive the viewership. So really, it's up to each individual programmer to assess what kind of quality product he or she wants to deliver."

New kid in town

MPEG-4 AVC, which promises significant improvements in compression and bandwidth use over MPEG-2, is emerging as an important player on the HD landscape.

MPEG-4 AVC is a driver for "creating space for HD in the near future," said Bryan McGuirk, president of enterprise services for SES AMERICOM. "We've been delivering to Bell South encoded (MPEG-4) H.264 Part 10 video for the past

year," he said. "We've been doing trials, and we're expanding toward the end of the year."

Currently, SES AMERICOM delivers 290 channels as part of its IP-Prime service to satellite subscribers and IPTV headends using the advanced codec technology.

But MPEG-4 AVC is still in its early days, and it shows, said Andrew Warman, product marketing manager, servers, for Harris.

"A lot of the AVC encoding systems we've seen aren't actually that good in quality at the 10Mb/s or 12Mb/s range," he said. "It's fairly disappointing."

However, MPEG-4 AVC is still a young technology, having made its first appearance in spring 2004. To put that in perspective, MPEG-2, which is largely responsible for ushering in what is now a mature DVD movie market, was established in 1994.

"I can say there is a lot of improvement that can be made," Warman said. "We see the same sort of thing when we work on the software-based encoding side, taking raw coding algorithms and doing a lot

We're high all the time.

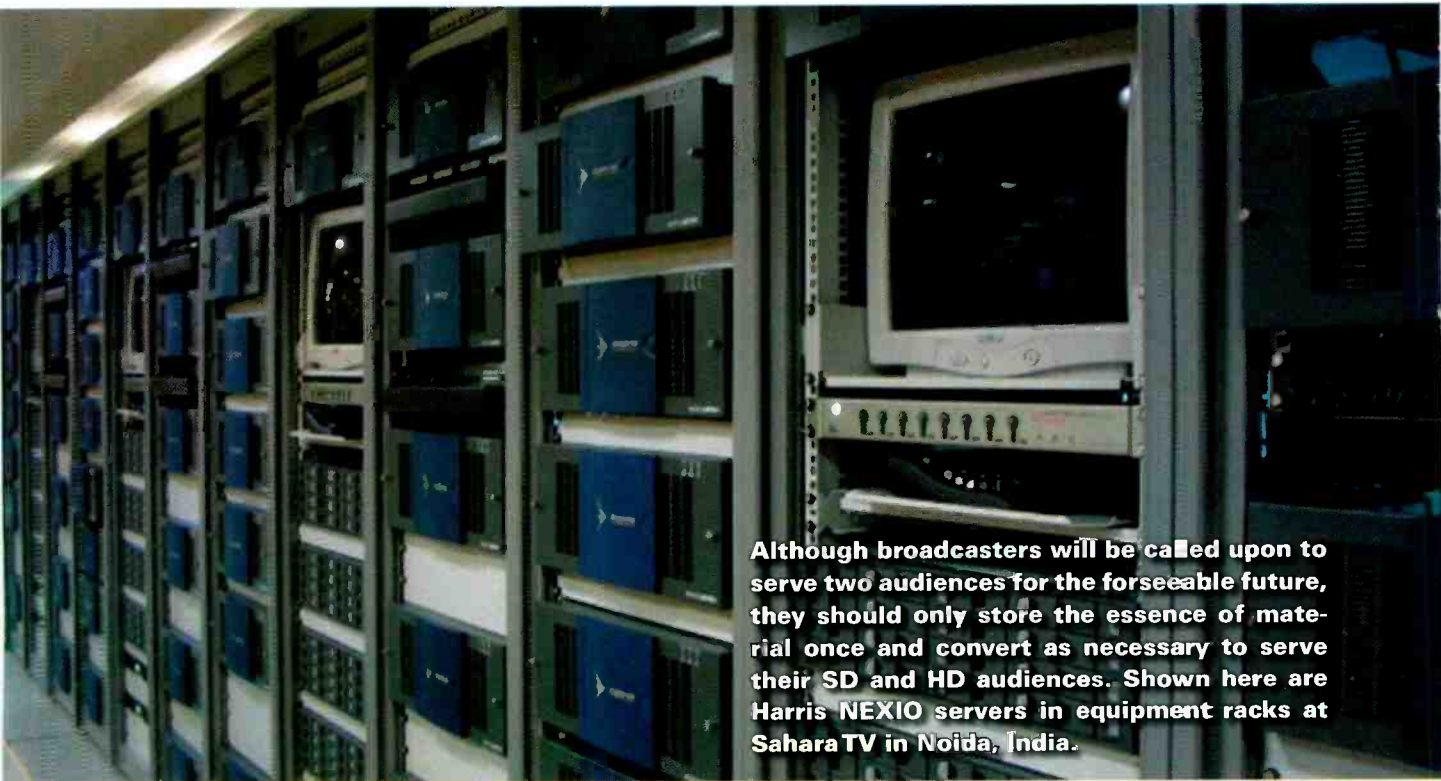


Once you've experienced the power of HD, you just want more of it.
That's why VOOM HD Networks offer 15 channels of high definition bliss.
VOOM is all HD, all the time, with crystal clear 1080i imagery, mind blowing
surround sound and thousands of hours of exclusive HD programming.

VOOM HD NETWORKS - the world's largest collection of high-definition channels



www.voom.tv



Although broadcasters will be called upon to serve two audiences for the foreseeable future, they should only store the essence of material once and convert as necessary to serve their SD and HD audiences. Shown here are Harris NEXIO servers in equipment racks at SaharaTV in Noida, India.



“IPTV operators certainly are looking at MPEG-4 as a way to be competitive.”

— Bill Thompson,
Anystream

of optimization on our own to improve speed and image quality. Our experience so far tells us that there’s still room for further optimization, so it’s going to get better.”

Quality vs. bit rate isn’t the only issue that needs to be resolved, Riegelman said.

“I think MPEG-4 over time has tremendous advantages,” he said. “A lot of programmers now are sort of hesitating to implement it. Many are holding off until they understand the licensing situation better.”

According to Riegelman, some programmers fear that all of the entities that had a hand in creating MPEG-4 are not fully represented in the licensing agreement and could show up at a later date asking for money.

Critical to the future

To a certain degree, the quest to solve the compression vs. quality equation is complex. If too much compression begins manifesting as blocky pictures, frozen frames or signals lost, it’s easy enough to back off. Unless of course, you’re

a telecommunications company banking on using a legacy network of twisted copper pairs to deliver HD programming as part of a triple-play service offering, including voice, data and video.

“IPTV operators certainly are looking at MPEG-4 as a way to be competitive,” said Bill Thompson, director of broadband products for Anystream. “It allows them to deliver one or more HD streams in a bandwidth equivalent to what’s consumed by MPEG-2 HD streams.”

With MPEG-4 AVC, IPTV operators could support two simultaneous HD program streams to the home as well as SD channels, voice and data, without rebuilding their entire network infrastructure. Thus, the incentive for IPTV operators to distribute MPEG-4 AVC is strong. One sign of strong MPEG-4 demand is Turner Broadcasting System’s decision to encode its program networks as MPEG-4 for delivery to IPTV operators.

Throughout the industry, play-out servers reside at the source of this MPEG-2 and MPEG-4



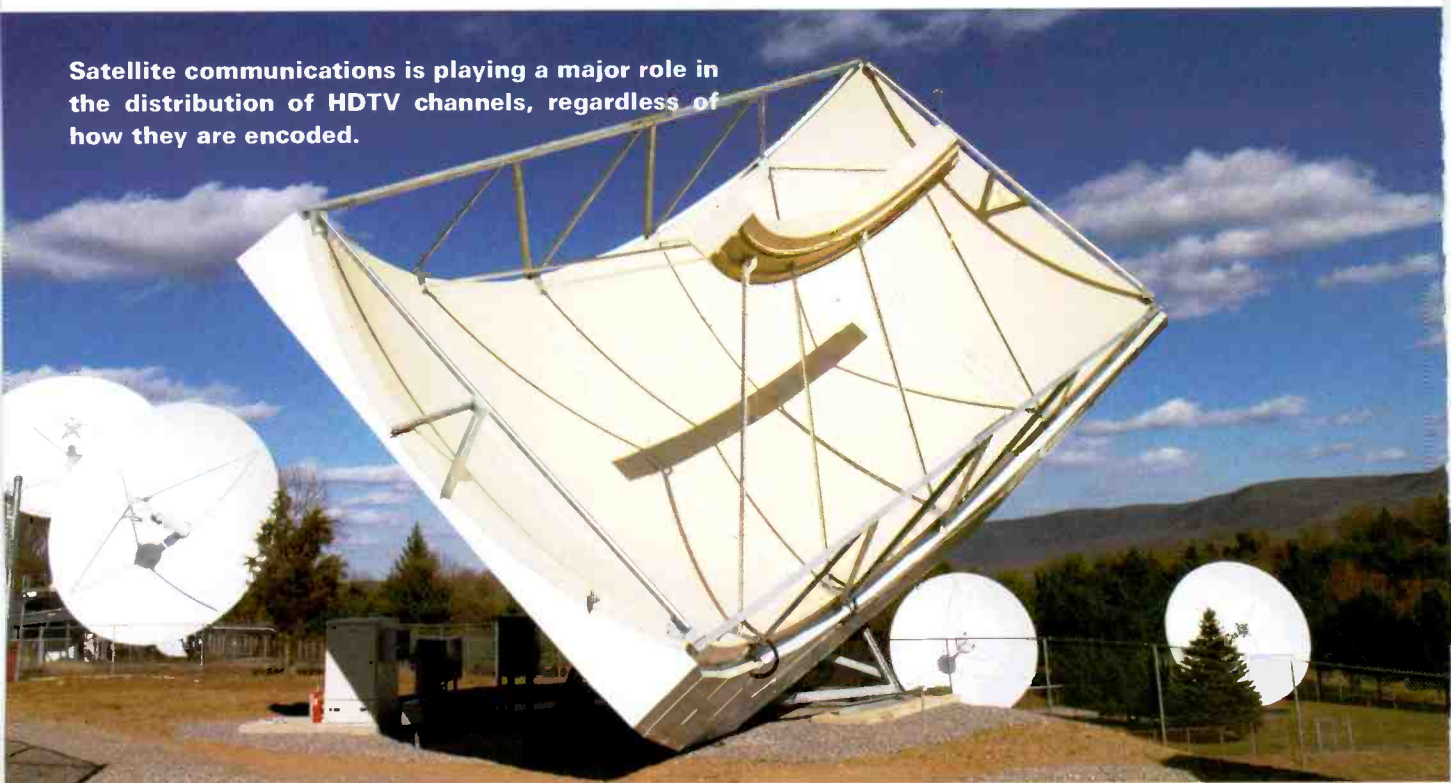
YOU CAN DELIVER A WORLD OF CHOICE

IBM and the IBM logo are registered trademarks of International Business Machines Corporation in the United States and other countries. Other company, product and service names may be trademarks or service marks of others. ©2006 IBM Corp.

Exploding bandwidth. Growing demand for compelling content. New devices. Innovative business models. Complex issues. Competitors are responding. How will you?

Enter IBM. With a unique combination of media industry experience, business insight, and executional know-how, IBM provides solutions to help you innovate. Improve core business processes and respond faster to market and consumer demands. Leverage your brand to deliver new high-value services and content anytime, anywhere. Differentiate your business with IBM. For more information visit ibm.com/media

Satellite communications is playing a major role in the distribution of HDTV channels, regardless of how they are encoded.



"The broadcast server business is becoming more enterprise IT and less traditional broadcast."

— Andrew Warman, Harris

encoded material. Often called to playout HD and SD at the same time, these servers should store the essence of a particular piece of media and convert to the right format and aspect ratio as needed, Warman said.

"We tend to direct customers to use shared storage," he said. "At the end of the day, the SAN helps because there's only one pot to put everything in."

According to Warman, the color of that pot is changing.

"The broadcast server business is becoming more enterprise IT and less traditional broadcast, and I think that will continue. The whole issue of repurposing SD, HD, mobile television and IPTV will move use more into an enterprise infrastructure than a broadcast one," he said. "Today, you look around, and you see a lot of separate pieces glued together. It's complicated, and it's expensive, but as we push more toward an IT infrastructure, the number of individual systems will drop because you can roll a lot of the infrastructure into integrated systems that

already have a lot of the features you need to serve multiple layers of distribution."

Fade to black

As HDTV becomes the format of choice for viewers, the volume of HD programming will increase. With that comes the need to distribute the growing amount of HD shows over today's infrastructure.

Today's widely used compression technologies are meeting the current need even as MPEG-4 AVC begins to improve and thrive. The advanced codec, particularly when used to compress HD, is heavily dependent on the power of the processor in use, according to Warman.

"So obviously improvement in processing power is huge because it will make the job of dealing with MPEG-4 and MPEG-4 AVC a lot easier down the road," he said.

Given Moore's Law, it's easy to predict that MPEG-4 AVC's performance will advance significantly by 2008. The only question is whether or not it will be enough to handle the number of HD networks at that point. **END**

UNIVERSAL HD
THE BEST OF NBC UNIVERSAL IN HIGH DEFINITION




UNIVERSAL HD

universalhd.com

- | 100% 1080i TRUE HD PROGRAMMING 24/7
- | 5.1 DOLBY DIGITAL SURROUND SOUND
- | THE BIGGEST & MOST WATCHED SPORTING EVENTS
US OPEN...MASTERS®...NOTRE DAME FOOTBALL...
DEW ACTION SPORTS TOUR...OLYMPIC GAMES...
- | UN CUT & COMMERCIALLY UNINTERRUPTED BLOCKBUSTER FILMS
BACK TO THE FUTURE...PATCH ADAMS...BRAM STOKER'S DRACULA...
LIAR LIAR...ABOUT A BOY...
- | TOP-RATED AND AWARD-WINNING SERIES
BATTLESTAR GALACTICA...MONK...STARGATE ATLANTIS...
- | AN UNPARALLELED EXPERIENCE FOR VIEWERS

UNIVERSAL HD WILL DRIVE YOUR BUSINESS LIKE NO OTHER HD CHANNEL.

From high fashion to animation, Voom HD Networks offers 15 high-definition channels to satellite viewers and MSOs.



HD comes of age

At this very moment, HDTV may be transitioning from what marketing gurus like to call the "early adopter phase" to the "early mass adoption phase" in the United States. Rainbow Media's Voom HD Networks is aiming to make its brand of HDTV meaningful to the millions of new HD viewers who are coming online.

Initially, Voom HD focused on filling the void in HD content during high definition's earliest days, when there were few other pervasive sources of HDTV programming. Today, the network delivers 15 editorially-relevant HD channels to viewers via satellite and its MSO partners.

"You know, in the early days, it was almost enough to be able to supply beautiful images and not worry so much about the storytelling or the depth of the content because people were wowed by how clear the picture was on their HDTV sets," said Greg

Moyer, general manager for Voom HD Networks. "Now we are deeply involved in producing and coproducing many more series and specials that are great television, regardless of the fact that they've been designed to maximize the impact of HD."

Offering a wide range of channels — from Animania HD to Worldsport HD — Voom HD Networks is positioning itself to win a fair share of the new high-definition viewers who are expected to buy an HDTV this holiday season.

NDP Group, which tracks retail sales, recently reported that it expects sales of HDTVs this holiday season to outpace those from last year's holiday season, when 1.4 million HDTV sets were sold.

With Black Friday (the Friday after Thanksgiving) sale prices of less than \$1000 for a 32in LCD HDTV, and \$1800 for a 50in HD plasma, such optimism may be warranted.

That's great news for Moyer.

"Voom is in the business of producing channels that are built for the high-definition era," he said. "We are available only in HD, and we take that freedom to really maximize the impact of our programming for the high-def medium."

As the HD network is positioning itself for the mass adoption of HDTV among U.S. consumers, it hopes to capitalize on increasing demand for high-definition programming abroad.

"We are seeing the exciting beginnings of HD television in many areas around the world," Moyer said, "and the relevance for us is we are both providing the programming and in some instances providing full 24-hour channels. As countries open up platforms for HD, Voom programming or Voom channels will be among the first expressions of high definition that people in other countries will see." **END**



COMPETITIVE TELEVISION SUMMIT

Through
Technology For
Stations Groups
& Networks

FEBRUARY 27-28, 2007 ORLANDO

SAVE THE DATE

KEYNOTE SPEAKERS

Tom Kane

President and CEO,
CBS Television Stations

Don Perry

President & CEO,
Clear Channel Television

Kathy McCauley

Managing Director,
GMPlanworks

**Dates: Tuesday/Wednesday
February 27-28, 2007**

Summit begins with Luncheon Keynote on Tuesday and ends with Luncheon Keynote on Wednesday. Group Dinner with Keynote on Tuesday evening included.

Plus: Early Arrival Cocktail Reception, Monday, February 26th, 8:00 – 10:00

**Location: Orlando Airport
Crowne Plaza Hotel**

Want to bring the family and spend the prior weekend in Orlando at Summit room rates? (Your expense.) Contact Sandy Friedman for details

Attendance is limited

Please register by Nov. 17th, 2006

This is an exclusive, invitation-only event, with 80-100 of the top broadcast industry executives expected to attend. Please plan your departure no earlier than 4:00pm on Feb. 28th.

Be our guest at this exclusive, invitation only, gathering of television industry executives to discuss how technology advances and business practice changes will impact your stations' competitiveness.

The 6th annual Competitive Television Summit

is a great networking event, designed to explore key issues with case studies, high-level keynotes and in-depth analysis.

Our private summits are excellent opportunities to interact with other broadcasters and leading vendors, to share your experiences and learn from colleagues, peers and industry experts. Network and Station Group Owners, Presidents, CEOs, VPs of Technology, CFOs, News Management and Station Executives are encouraged to attend.

Summit registration, meals and hotel accommodations are free.

You pay only for travel.

FREE • Registration • Meals, Hotel

TO QUALIFY FOR AN INVITATION

Please contact **Sandy Friedman** at 646.746.6740 or safriedman@reedbusiness.com or, fax back your registration form to 646.746.6520.

We would like to thank the following
sponsors for their support of our
High Definition Summit and supplement:

GOLD SPONSORS



SES AMERICOM
An SES GLOBAL Company

SILVER SPONSORS



INTELSAT
Closer, by far



UNIVERSAL HD NBC HDTV



VOOM HD networks

Obor Digital's Zeus

The system provides control over your broadcast engineering and IT services.

BY ROB CALDWELL

Every broadcaster has unique equipment and programming requirements, and obviously unique content. However, the engineering, IT and operations groups all share complex yet common operating challenges.

Those operating challenges include tracking and managing millions of dollars worth of equipment, determining how long that equipment will last and how much it will cost, managing the maintenance and servicing of that equipment, and providing help desk communications to the staff that uses those devices. Additionally, broadcast and IT equipment have unique complexities, including software versions, options, plug-ins, systems, and document and drawing management.

Designed specifically for broadcasters, Obor Digital's Zeus is an enterprise-wide centralized technology management system. It is a practical and intelligent fully integrated management tool that provides full control over your broadcast engineering and IT services. The system allows a facility manager to always know exactly where equipment is located, who has worked on it and its complete service history.

It also will help manage inventory and parts, determine which software versions and components are installed on any device, and how much each device is really costing you. The SNMP interface has the ability to automatically generate work requests from equipment self diagnostics, before an engineer even knows a problem exists.

The system is a powerful Web-based application that provides physical asset management, software and hardware tracking, help desk, inven-

tory tracking, and SNMP integration.

Zeus was developed using Microsoft .NET, and SQL server. The Web application eliminates the hassle and headaches associated with traditional desktop client/server applications. The platform requires minimal client hardware. Web applications allow functions to seamlessly open up to multiple departments from locations around the world. Internet Explorer is the client.

The system was designed from the ground up to be robust, scalable and, most importantly, modifiable by the customer. The software is user-configurable; there is no need to hire an outside integrator or vendor.

It is role-based, allowing different users to have different privileges. The system's lifecycle matrix allows everything in the system to be tailored to fit the exact workflow of any facility. The user workflow is logical and intuitive. New service requests can be routed to a supervisor for assignment to an engineer, or they can go into a pool of service requests that engineers can grab. There are no complicated procedures associated with adding users. Just like any smart Web application, new users can register themselves and view the status of submitted tickets.

The fully integrated, physical asset management functions are equally strong. Broadcasters and IT professionals require more than just basic asset information; they need to know the current value and warranty information, track what components are installed, manage the installed software, track software keys, and be able to see the complete history of each asset, including labor and parts used.

The system does more than just manage assets and workflow; it also provides inventory management.



Designed specifically for broadcasters, Obor Digital's Zeus is a practical and intelligent fully integrated management tool that provides full control over your broadcast engineering and IT services.

A work request function allows engineers to record tasks they've performed, as well as lists parts pulled from inventory for repair. Parts are automatically decremented from inventory, and status reports are always available to be sure critical parts are always in stock.

Few broadcast purchases can show positive ROI. Using average salaries for a service requester, an engineer and an engineering supervisor, without a computer-based solution, the cost of a typical work order is \$72. With Zeus, that same process costs less than \$8 per work order. In addition, the system can reduce repair time by providing the engineer a knowledge base of previous work.

Obor Digital's Zeus seamlessly integrates a facility's physical assets, inventory, and work request management into a single, powerful, flexible, Web-based solution. It was designed and built by broadcasters for broadcasters. Powerful component and version controls, custom fields, a configurable lifecycle matrix, and many other user-configurable features are included.

BE

Rob Caldwell is president of Obor Digital.

Belden Brilliance

The A/V cabling provides reliability and weight savings in a new HD truck.

BY KIP COATES AND DAVE KENNEDY

Dome Productions in Toronto recently launched Trillium, a new mobile production studio. The truck is equipped to provide complete turnkey HDTV production and transmission services on a contract basis to clients covering professional sporting events, as well as concerts, awards shows and other high-profile public performances. Trillium is the eighth mobile in Dome's fleet and the third high-definition, multiformat mobile production studio designed by the company in the past three years.

Inside the truck

Building and equipping the trailer took nine months, with three months of that devoted to cable installation and a final month for systems configuration and testing. When the design and engineering plans were completed, Dome selected Toronto-based FCI Technical Installations for the broadcast system installation. Over the past decade, the company has installed all of Dome's production fleet and also provided prebuilt and on-site installation services for the Bell ExpressVu satellite network and for various broadcasters at the past six Olympic games.

When it came to the hundreds of thousands of feet of A/V cabling required to support the truck's complex applications, Dome wanted a thoroughly tested product with consistent quality and reliability. The company chose Belden Brilliance cables.

The entire digital production and transmission studio is housed within an over-the-road trailer truck that measures 53ft long by 8ft 6in wide and 13ft 2in high. A 5ft expansion side extends over nearly its entire length. The truck is capable of supporting 1080i, 720p and 24p HD formats in



Dome Productions in Toronto recently launched Trillium, the eighth in its fleet of mobile production studios and the third mobile truck equipped for turnkey HTDV production and transmission services.

widescreen 16:9 or traditional 4:3 for standard definition. In addition, Trillium is fully equipped to provide 5.1 surround sound.

The trailer's layout includes a back deck in the audio room for easy addition of additional gear required for larger productions. Functional spaces inside the trailer include distinct areas for audio, production, VTR and VIDEO/TX.

The mobile has a production monitor wall with an Evertz 10 output virtual monitor driver system and 47 conventional color monitors. A multiformat HDTV digital mobile facility requires an extensive array of electronic equipment, including video tape recorders, cameras and lenses, audio console, intercom/communications equipment, routers, servers, switchers, microphones, interconnect and other system equipment.

The biggest challenges in designing and installing a full-service mobile production truck are the interior space limitations and the over-the-road weight constraint of 80,000lbs. The space has to accommodate all of

the cabling, production and transmission equipment, a high-powered air-conditioning system, and workspace for a crew of up to 25 people. Everything must be well-thought out to be clean, compact and efficient. Accomplishing this requires ingenuity and creativity. For example, in this truck, the AC return air ducts act as a conduit for some of the cabling.

Equipped with rack-mounted HD transmission encoders, decoders and modulators, the mobile is typically used by clients providing their own production and transmission crews. Some clients ask Dome to source camera and production crews. The need for HD trucks is growing, especially for sporting events. To ensure reliable performance, Dome conducts extensive testing of the system and performs its own certification before contracting the unit out to clients.

Cabling the mobile broadcast infrastructure

Approximately 371,000ft of Belden Brilliance A/V cables have been installed in the Trillium mobile digital



POST. SEARCH. CONNECT. COLLABORATE.

SONY

DELL™

millimeter
The Professional Resource for Production and Post

digital
content
producer
Film and Video Production in a Multi-Platform World



A total of 371,000ft of Belden Brilliance A/V cables were deployed in Dome's mobile production studio. The blue, yellow and green cables shown here are Belden 1505A precision video coax cables. The purple cables are Belden 1855A miniature video coaxes.

production truck. Specifically:

- 150,000ft of miniature coaxial video cable (1855A)
- 57,000ft of precision video coaxial cable (1505A)
- 35,000ft of DigiTruck subminiature coax for broadcast mobile trucks (179DT)
- 78,000ft of line level analog audio cable (9451)
- 14,000ft of RG-11/U type video triax cable (1857A)
- 1000ft of shielded multipair snake cable (8777)
- 36,000ft of Cat 5e UTP cable for data transmission (1583R)

Belden sweep tests and certifies these video coax cables to 4.5GHz to ensure superior return loss performance, even at higher frequencies. And the DigiTruck (179DT) cables are lightweight, crush-resistant precision video coax designed specifically for use in mobile broadcast trucks where load-weight and space

are prime concerns. The cables deliver high-quality performance in analog, SDI, HDTV and AES/EBU digital audio transmissions. Because of the sheer volume of audio cable in and out of the patchfields, and the physical limitations of the cable pathways, this tiny coax increased capacity, in addition to providing weight savings.

Mobiles keep busy

After the truck's inaugural event covering NBA Toronto Raptors basketball, Trillium was contracted to cover a variety of high-profile events in a wide range of locations, including NHL hockey in Montreal and Ottawa; Major League Baseball in New York, Toronto and Chicago; and a Coldplay concert in Toronto.

BE

Kip Coates is marketing manager of entertainment products and Dave Kennedy, project manager for the Dome Production project at Belden.

If you had
Zeus™
you'd be
home by
now.



Solutions to Power Your Business

Zeus™ is a fully integrated Centralized Technology Management System (CTMS) developed by Obor Digital. Zeus™ was developed to meet the needs of broadcasters—maximizing company resources and saving time, money and headaches. It's the only asset you will ever buy that appreciates annually.

- Physical asset management
- Work order management
- Parts and inventory control
- SNMP integration
- Document management
- Preventative maintenance
- Software/hardware version control
- .NET Web-based application
- Wireless access
- Service contracts management
- Groups and divisions
- 2D and 3D bar code integration



Power your business at
www.obordigital.com

Phone: 407-352-6501 • Web: www.obordigital.com



SCORE.

reel-exchange.com/first2know

SONY

DELL™

millimeter
The Professional Resource for Production and Post

**digital
content
producer**

Film and Video Production in a Multi-Platform World

SoundField's DSF-2

HD broadcasters transmit from a single mic in multiformat surround and stereo.

BY PIETER SCHILLEBEECKX

To help HD broadcasters meet the challenge of producing audio in 5.1, SoundField introduced the DSF-2 digital microphone system. It offers a means of creating surround in a variety of formats with a simultaneous, phase-coherent stereo feed for SD transmission. The DSF-2 digitally processes audio for outputting phase-coherent audio in simultaneous mono, stereo, mid-side and surround formats.

How it works

SoundField microphone systems all comprise a multicapsule microphone and associated decoder, and output audio as a proprietary four-channel signal known as SoundField B-Format. Three of these channels describe the space around the mic in three dimensions, as though recorded by three figure eight microphones placed at right angles to one another. The fourth provides an overall reference signal for the others, as though recorded by an omnidirectional capsule.

The four channels in the B-Format are phase coherent. This is achieved by mounting the four matched capsules in the microphone head as closely together as possible in a tetrahedral array. Of course, the capsules cannot be located at precisely the same point in space, which is ideally what is required to create point source phase-coherent output signals.

However, because the distance of the four capsules from the center of the tetrahedral array is small, known and constant, it is possible to post process the output of each capsule, generating four signals that correspond to those that would be created by recording at exactly the same point at the center of the array. This eliminates phase problems between


the four constituent channels of the B-Format signal, and is central to the SoundField concept, as it allows them to be combined without any unpleasant-sounding phase artifacts, the usual drawback of multimicrophone or other multicapsule systems.

Simultaneous decoding into different formats is also possible. The B-Format signal can even be recorded to a suitable four-channel storage medium and decoded later. This allows broadcasters to determine the precise output format at a later date, and leaves the door open for future broadcasting standards by decoding into new surround formats such as 7.1.

By altering the balance of the four channels in the B-Format signal, it is also possible to change the mic's effective pickup pattern continuously from omnidirectional through cardioid to figure eight, and to change the virtual orientation of the mic. Thus, for example, a mic may have its pickup pattern tailored to become more or less directional, and shut out or admit more background noise, or it may be virtually moved or rotated without requiring the operator to touch the mic itself.

These options are easily accessed from controls on the microphone's associated decoder and are useful in outside broadcast situations, where the mic often cannot be accessed or adjusted once broadcasting has begun. Interestingly, this audio zooming and virtual rotation of the mic can still be carried out by post processing a stored four-channel B-Format signal with a SoundField hardware processor or software plug-in long after the recording has been made.

Another advantage of the design is that the microphone head can be placed at distances of up to 300m from its decoder without a drop in



The DSF-2 captured sound at Dortmund stadium in Germany during the 2006 World Cup.

signal quality. Moreover, the decoder can be up to 1km from its associated broadcast vehicle, which is particularly useful at some sports venues, where the trucks can never get very close to the events themselves.

Recent projects

The DSF-2 first saw use at the 2006 World Cup. It was installed by Host Broadcast Services at the 12 German stadiums involved in the tournament and provided crowd and venue ambience in 5.1 and stereo, respectively, for HBS' HD and SD coverage. The stereo SD output was taken straight from the outputs on the mic's processor, while the mic's digital B-Format signal was routed to the International Broadcast Centre in Munich, passed through a SoundField SP451 decoder there to convert it into 5.1, and then distributed worldwide as part of the HD transmission.

BE

Pieter Schillebeeckx is the head designer for SoundField.

Register Now and Save!

Commercial. Enterprise. Military. Emergency Response. Broadcast.

SATELLITE 2007: Integrated Solutions for Your Communications Needs

For more than 25 years, satellite integrators and users have trusted the SATELLITE Conference and Exhibition as their number one source for the business development, technologies and innovations they need, making SATELLITE 2007 the Premier Global Event for Satellite-Enabled Communications.

At SATELLITE 2007, You'll...

- **DISCOVER** the innovative ideas, cutting-edge technologies, business developments, trends and emerging markets for today's ever-demanding communications requirements.
- **EXPLORE** more than 250 industry-leading manufacturers, integrators and service providers in the largest and most comprehensive Exhibition ever!
- **NETWORK** with the power players in the global satellite-enabled communications marketplace.
- **TAKE HOME** the latest case studies, practical advice, innovative insights, market research and new contacts to grow your business.



» REGISTER TODAY «

at www.SATELLITE2007.com using your VIP Code: **BroadEng** and save more than \$400! Plus, you'll be entered to win the VIP Attendee Package. For details and to register visit www.SATELLITE2007.com

February 19-22, 2007

Washington Convention Center
Washington, DC

www.SATELLITE2007.com

Camera support

The success of today's systems relies on a balance of technology and physics.

BY JOHN LUFF

Mechanically mounting a camera to a support device and controlling over pointing seems like a relatively easy task. The camera needs to be securely fastened, and the support needs to be stable with the weight applied. But as with all things, this concept becomes more complicated when the details are considered. Today, modern technology and thoughtful engineering have considerably advanced camera support.

Friction

A tripod and pan head work together to allow the camera operator to accurately point the lens at a scene while facilitating smooth movement. Zero friction would create a disaster. The lack of human muscle control would cause unstable operation, particularly when wind or other factors add mechanical loads to the assembled mechanical system. Instead, a degree of controlled friction must be applied if physics and physiology are to cooperate successfully.

This friction is accomplished in the pan head. Camera support systems must be designed so that the center of gravity of the camera is allowed to maintain the appearance of perfect balance at all tilt angles.

In a post head, the camera's center of gravity is placed precisely on the center of rotation of the tilt mechanism. By doing this, as the camera tilts, gravity acts precisely the same at all angles, allowing the camera to remain stable in any position. Further, the force that must be applied to move the camera is consistent at all times.

Post heads were once quite popular for production use. However, they tend to be large and expensive. Today, they are commonly used in robotics.

Springs for balance

Other approaches to the issue of tilt over center are equally effective. Adding springs to the tilt mechanism can provide resistance that is proportional to the angle. In effect, this creates a balancing force that precisely compensates for the force of gravity.

This approach has been used for decades to allow pan heads to adapt to cameras of varying sizes by adjusting the spring tension.

In the most modern designs, the tilt and pan have an adjustable friction, which is often modified by a viscous fluid acting on the axis of rotation. This creates a smooth action, which has an adjustable resistance. In some sophisticated pan heads, the amount of friction and the balancing force are shown in a digital readout, so setting a pan head for a specific camera is much easier. By combining the springs with a camera mechanism, the counterbalance can be much more accurate and

progressive in action, a feature common in high-end pan heads for large and heavy field/studio cameras.

Choosing the right combination

Technology does not completely overcome physics. Large and heavy cameras often cannot be balanced at all tilt angles. Review the specifics of the intended application to ensure that the pan head chosen will adequately accommodate the combination of lens and camera.

Most manufacturers can provide charts that assist in evaluating the suitability of the pan head to the chosen camera/lens combination. However, these charts are often hard to obtain, so it's a good idea to talk with a technical representative from the support equipment manufacturer to make sure suitable choices are made.

Figure 1 shows the ability of one pan head to accommodate full tilt

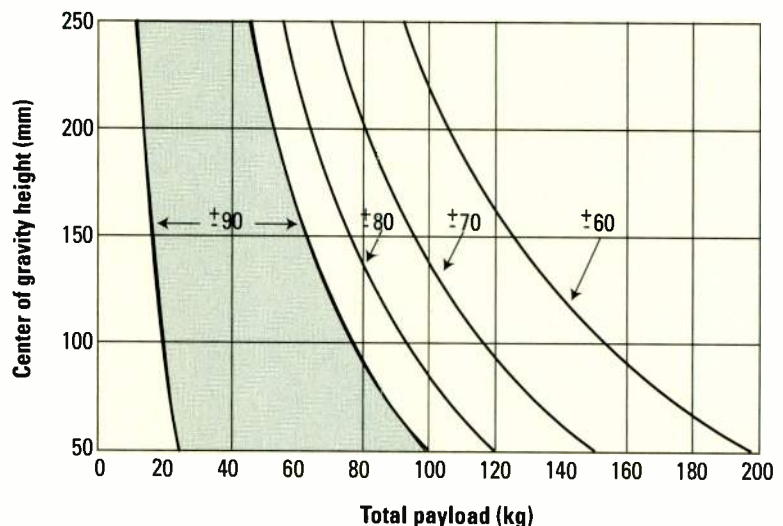


Figure 1. An illustration of the relationship between tilt range, center of gravity and weight

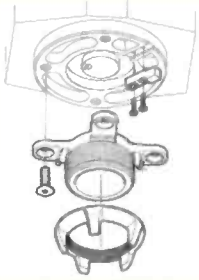


Figure 2. An example of a Mitchell Mount for pan heads

range only with certain combinations of total weight and height of the center of gravity. Choose a pan head that is intended for the weight range. Again, Figure 1 shows that lightweight cameras are not suitable. With the advent of lightweight consumer crossover cameras, such as HDV camcorders, choose much lighter duty pan heads to ensure a good match between camera size, weight and the pan head.

Structure

The structure under the pan head is another important element of camera support. The studio pedestals of the 1950s were often nearly the weight of the camera. Lead weights on complicated pulleys provided counterbalancing to the camera mass. This of course meant that the camera/pedestal combination weighed about half a ton. One time while I was taping, the cables on my camera/pedestal combination snapped.

As cameras got smaller and lighter, air balancing was introduced. This incredibly smooth process allowed for a wide range of weights. Air-balanced systems are still the Mercedes of the industry, with costs to match. Some manufacturers offer up to four-stage lift columns, along with models that can be folded up for field use.


Field tripods must be extremely strong and light enough to be carried. The high end of the camera weight scale includes heavy steel or aluminum tripods suitable for heavy-duty use. Modern material science has provided more lightweight options, including alloys and carbon fiber, which provide the strength of steel without the mass. Carbon fiber, though light, strong and durable, is expensive. Like pan heads, tripods must be chosen for the weight range of the intended camera.

Finally, make sure the pan head and tripod have the correct mating surface. Heavy-duty tripods for field cameras often have a Mitchell Mount, which is a carry-over from cinematography. (See Figure 2.) Usually the mounting is a bowl that allows the pan head to be leveled independently from the tripod. Bowl sizes range from 75mm to 150mm, requiring careful planning for the complete system.

Lastly, it is valuable to note that the group Vitec Group in the UK owns several of the manufacturers of both tripods and pan heads. There are many products available that cross brand boundaries, giving you the freedom to choose the brand you prefer and still get the product you desire. **BE**

John Luff is a television technology consultant.

Send questions and comments to: john_luff@prism2b.com



explore the
great **outdoors**




Weatherproof Pan/Tilt System

- System includes Pan/Tilt head, weatherproof housing with wiper, washer, fan/heater, mounting base; and a unique cable management system
- Military grade connectors
- Serial control via RS-232/422 and Ethernet connectivity
- Smooth PTZ performance for "manual camera operator" like movements
- Supports broadcast cameras and lenses

Telemetrics Inc.
CAMERA CONTROL SYSTEMS

www.telemetricsinc.com



Leading News Organizations Rely On Streambox

Benefits:

- Complete news gathering solution
- Unrivaled video compression
- High quality video transport at low data rates
- Real-time broadcast video over IP
- Low end-to-end latency
- Top performance and reliability
- Accelerated return on investment

So Can You.

www.streambox.com
sales@streambox.com
+1 206.956.0544 Ext. 222

Streambox

NEW PRODUCTS

NEW PRODUCTS & REVIEWS

Prisma II HD-RXR Scientific Atlanta

High-density dual reverse receiver optics platform delivers 52 RXR in 6RU chassis; delivers network via 5MHz to 9MHz bandpass; provides network design flexibility in a single configurable chassis; offers advanced features, such as low power consumption and high RF output.

770-236-5000
www.scientificatlanta.com

Medway

Server eliminates file compatibility issues that occur when media and its associated metadata move between target devices; uses an intuitive drag and drop interface that allows users to browse and select clips from a server, and drag them into an editing/finishing program; allows EDLs from browse editing applications to be imported directly onto the NLE timeline along with all associated media files; supports DV, DVCPRO 25 and IMX at 30Mb/s, 40Mb/s and 50Mb/s in both NTSC and PAL media formats.

+44 118 984 4111
www.marquisbroadcast.com

Densité Series HCO-1821 Miranda



2 x 1 HD/SD/ASI change-over offers silent switching capabilities, and is operated by an electronic switch backed up by a latching relay in the event of power failure; supports 16 channels of embedded audio and metadata, and provides streaming video and audio level metering; features two source inputs and two outputs; allows change-overs to be performed manually or by automation, with the switching driven by signal analysis, alarm parameters and input status.

514-333-1772; www.miranda.com

7772

Codecs use JPEG2000 technology to transport HD-SDI; compress the active picture portion of the HD video to approximately 200Mb/s (1:7.5 ratio) allowing 70Mb for audio and VANC data transport; lower compression ratio provides a better quality, visually lossless reproduction of the original image while preserving audio and valuable metadata.

905-335-3700; www.evertz.com

Evertz

Stereo Compressor

DakingPlus

System features dual monochrome LCD displays with LED backlighting in 2RU; displays parameters on-screen in text and graphic form; displays metering on the LCD screens as well, with six meters simultaneously showing the input, output and gain reduction of both channels; can store and retrieve presets from built-in Web server; allows users to display and change settings of the selected channel, download/upload the presets and e-mail or store the settings for future use through any Web browser.

302-658-7003; www.daking.com

TRAINING DOESN'T COST, IT PAYS.



Leave the teaching to experts, the consultants at **Broadcast Engineering**.

BroadcastEngineering[®]
SPECIALIZED TRAINING

Is technology moving faster than your staff's skills? Do you have engineers and operators that aren't up-to-date on your latest equipment and systems? Have the demands of HD and handling multi-formats created workflow problems or caused on-air mistakes? These failures can cost you money.

Broadcast Engineering is excited to offer you an introductory series of training workshops targeted specifically to broadcast operations and engineering staffs.

All this is contained in a self-paced, complete program accessible from any computer.

Log on to www.broadcastengineering.com/webcast/best to learn more about the classes available, or to enroll.

NEW PRODUCTS

NEW PRODUCTS & REVIEWS

DIGISUPER 22xs

Canon



High-definition studio lens optical system maintains size and weight commensurate to that of other portable production cameras, weighing a third of a typical HD box lens; features a 105mm input optical port that produces a high sensitivity, high contrast, optimized uniformity of brightness across the image plane.

516-328-4923; www.usa.canon.com

5000 series Advent Communications

News acquisition system includes DVE5000 digital video exciter and AUC5000 high-performance block up-converter that can be installed together in a 19in 1RU; DVE5000 offers MPEG-2 4:2:2 encoding for SD/HD, is DSN2 ready and is upgradable to meet MPEG-4 standards; offers options for both DVB-S2 and DVB-T, and two to eight audio channels; AUC5000 has input at L band and outputs for satellite bands C, X, Ku, DBS and Ka; provides optional second SHF output for redundancy; operates at low power levels and gives low spurious signals, variable gain and high stability.

978-671-5700

www.adventcomms.com

ProBrowse 2.0

Omneon

New version of the proxy generation and management system contains advanced management and video processing features to facilitate material research, storyboard development, offline shot trimming and media management across multiple Omneon storage systems; incorporates intelligent scene-change detection, automatically creating key frames at each scene change that contain a timecode reference allowing the users to jump to the beginning of any desired scene in the clip; includes features for offline clip management, such as jog/shuttle capabilities with continuous audio; generates low-resolution versions of all material and keeps track of the full-resolution media regardless of its location in the system.

408-585-5109; www.omneon.com

TIF-4000

TELEX/RTS

Frame of up to 12 digital telephone interface cards with a redundant power supply features compatibility with ADAM, ADAM CS, Cronus and ZEUS intercom systems; provides bi-directional communication between the intercom matrix and an analog telephone line; allows the phone to access all crosspoints of the matrix, as well as dynamic party lines and IFB circuits; provides a transparent link to the telephone system, enabling full dial-out capability from any designated keypad with keypad; provides full dial-in capability, giving the caller a keypad in the system via commands from the DTMG pad on the telephone.

952-884-4051

www.rtsintercoms.com

GY-HD251E

JVC



Camcorder offers live, uncompressed 1080i/60 and 720p/60 via HD-SDI with embedded audio; features optional KA-HD250E studio adapter with full 26-pin camera control alongside the HD-SDI and SDI output; operates at 12V DC via either the built-in battery V-plate or the four-pin XLR input; features include BNCs for genlock, time code in/out, SDI and HD-SDI out, and a six-pin connector for remote control; comes equipped with dynamic shading compensation to minimize lens aberrations.

973-317-5000; www.jvc.com

SAFARI L-3 Streamer Metric Systems

Network appliance protects digital IP video, audio and large data files from common network transport-induced impairments such as random and burst packet loss, latency and jitter; ensures content delivery over single or multiple links experiencing up to 40 percent packet loss while using an incrementally small bandwidth overhead of 5 to 10 percent; includes six independent gigabit RJ-45 Ethernet ports; supports all digital IP video SD and HD formats; features front-panel I/O access and T1/E1, ASI and SDI interfaces.

760-560-0348

www.metricsystems.com

A Prism Business Media Publication

BroadcastEngineering®
www.broadcastengineering.com

Editorial Director: Brad Dick, bdick@prism2b.com

Editor: World Editor: David Austerbery, editor@broadcastengineeringworld.com

Managing Editor: Susan Anderson, sanderson@prism2b.com

Assoc. Editor: Collin LaJoie, clajoie@prism2b.com

Assoc. Editor: Angela Snell, asnell@prism2b.com

Assoc. Editor: Spring Suptic, ssuptic@prism2b.com

Sr. Art Director: Michael J. Knust, mknust@prism2b.com

Art Director: Robin Metheny, rmethod@prism2b.com

Technical Consultants: Computers & Networking - Brad Gilmer

Antennas/Radiation - John H. Battison

Digital Video -

Transmission Facilities - Donald L. Markley

Legal - Harry C. Martin

New Technology - John Luff

Industry Watcher - Paul McGoldrick

New Media - Craig Birkenmaier

Sr. VP: Peter L. May, pmay@prism2b.com

Group Publisher: Jonathan Chalou, jchalou@prism2b.com

Marketing Dir.: Kirby Asplund, kasplund@prism2b.com

Online Sales & Marketing Dir.: Samantha Kahn, skahn@prism2b.com

Vice President of Production: Lisa Parks, lparks@prism2b.com

Production Manager: Kathy Daniels, kdaniels@prism2b.com

Classified Ad Coord.: Sarah Goulding, sgoulding@prism2b.com

Dir., Audience Marketing: Barbara Kummer, bkummer@prism2b.com

Group Show Director/Lt.: Sharon Morabito, smorabito@prism2b.com

PRISM
BUSINESS MEDIA™

Prism Business Media Inc.

President/CEO: John French, jfrench@prism2b.com

COO/CFO: Andrea Persily, apersily@prism2b.com

MEMBER ORGANIZATIONS

Sustaining Member of:

- Society of Broadcast Engineers
- Missouri Association of Publications
- Member, American Business Media; Member, BPA International, The Missouri Association of Publications

SUBSCRIPTION RATES: Free and controlled circulation to qualified subscribers. Non-qualified persons may subscribe at the following rates (Prices subject to change): USA and Canada, 1 year, \$70.00, 2 years, \$135.00, 3 years, \$200.00; Outside USA and Canada, 1 year, \$85.00, 2 years, \$165.00, 3 years, \$245.00 surface mail (1 year, 155.00, 2 years, \$295.00, 3 years, \$440.00 airmail delivery). For subscriber services or to order single copies, write to Broadcast Engineering, 2104 Harvell Circle, Bellevue, NE 68005 USA; call 866-505-7173 (USA) or 402-505-7173 (outside USA); or visit www.broadcastengineering.com.

ARCHIVES AND MICROFORM: This magazine is available for research and retrieval of selected archived articles from leading electronic databases and online search services, including Factiva, LexisNexis and Proquest. For microform availability, contact National Archive Publishing Company at 800-521-0600 or 734-761-4700, or search the Serials in Microform listings at rapubco.com.

REPRINTS: Contact FosteReprints to purchase quality custom reprints or e-reprints of articles appearing in this publication at 866-436-8366 (219-879-8366 outside the U.S. and Canada). Instant reprints and permissions may be purchased directly from our Web site; look for the RSI/Copyright tag appended to the end of each article.

PHOTOCOPIES: Authorization to photocopy articles for internal corporate, personal, or instructional use may be obtained from the Copyright Clearance Center (CCC) at 978-750-8400. Obtain further information at copyright.com.


PRIVACY POLICY: Your privacy is a priority to us. For a detailed policy statement about privacy and information dissemination practices related to Prism Business Media products, please visit our Web site at www.prism2b.com.

CORPORATE OFFICE: Prism Business Media, 9800 Metcalf, Overland Park, Kansas 66212 • 913-341-1300 • prism2b.com

Copyright 2006, Prism Business Media Inc. All rights reserved.

NEW **DVEO**
Pro Broadcast Division
by **CMI**

**Convert
MPEG-2 ASI to IP**



ASI2IP™

- Transmits MPEG-2 transport streams over dedicated IP networks
- Accepts single or multiprogram TS
- Maximum streaming rate of 80 Mbps
- Supports IP Unicast, Multicast, UDP
- Compact stand alone unit – 4.33" x 6.19"

For more information on ASI2IP, please call 858-613-1818, or visit www.dveo.com.

Systems PCI Cards Software

Quad with ARC!

SDI4000 Quad Split

Compact and economically priced, the SDI4000 Quad Split provides four complete video pictures on one or two monitors with aspect ratio conversion for each input.




Displays four complete pictures on one SDI monitor or Plasma screen
On screen idents and 'on air' cue
Buffered SDI output per channel
525/625 Operation
Aspect Ratio Converter on each input

SHOOTVIEW
Shootview Ltd
87 Cadbury Road · Sunbury
Middlesex · TW16 7LS
Tel: +44 (0) 1932 782823
Fax: +44 (0) 1932 772824

Email: sales@shootview.com · Web: www.shootview.com

TALLY MAPPER™

- ◆ Tally Routing & Mapping
- ◆ One Button Operation
- ◆ Store Maps Internally
- ◆ Edit From a PC/Laptop



A Compact Solution,
Ideal for Mobile Units and
Multiple Production Setups.

Videoframe™
Control System Solutions
Tel: 530-477-2000
www.videoframesystems.com

SALE PRICE
\$199 plus S&H

15 Amp or 20 Amp
Model Available

17-Outlet Power Strip w/LCD Display



SHOWS : Volts, Amps, Watt,
VA, Frequency, Power Factor & KWH

A-Neutronics Inc.
purchase directly
www.a-neutronics.com or
toll-free: 1-877-263-8876

**Register for your chance to WIN
a FREE Power Strip!**
www.a-neutronics.com • Promotion Code BE

Business Opportunities

GOING INTO BUSINESS FOR YOURSELF?
Visit www.artconsoli.com, business consultant to professionals. Request two FREE business tips mini-books with e-mail to: aconsolid@cox.net.

For Sale

AcousticsFirst™
Toll-Free Number: **888-765-2900**
Full product line for sound control and noise elimination.
Web: <http://www.acousticsfirst.com>

Help Wanted

BROADCAST ENGINEER/TECHNICIAN
Experienced w/ knowledge of production and transmission. Position is immediate. Salary and Benefits commensurate to experience. Additional details available. Flight 9 / 845-426-5320 * Fax Resume to: 845-426-2548 / E-Mail JillH@Flight9.com

ENGINEER
8(a) certified Federal Contractor seeking experienced TV engineer with web network, satellite transmitter, studio TV and audio systems working knowledge. Indep. Contractors welcome. DC/MD area. Resumes to: AIMM, INC. 20423 State Road 7, Ste. 458, Boca Raton, Florida 33498 Email: info@aimmfed.com

Help Wanted

DIRECTOR OF ENGINEERING AND OPERATIONS

Headquartered in Madison, WI, the capitol city, home of the UW-Madison, and consistently rated as one of the best places to live. The State of WI Educational Communications Board (ECB) has an immediate opening for a Director of Engineering and Operations. ECB is licensee of 5 Wisconsin Public Television and 16 Wisconsin Public Radio stations, operates 26 All-Hazards/NOAA transmitters statewide, holds 35 EBS/ITFS licenses, and is the statewide backbone for EAS and Amber Alert system. ECB is a partner with the University of Wisconsin Regents in Wisconsin Public Television and Wisconsin Public Radio. This working manager is responsible for the planning, development, and management of statewide delivery engineering for Wisconsin Public Broadcasting.

A successful candidate will have 3+ years of recent experience in, and be thoroughly familiar with, complex organizations, project management, contemporary broadcast and multi-media technology (including, but not limited to: master control through antenna systems for analog and digital radio and television, internet-based applications, and other innovative uses of technology), supervision of staff, and partnership development. Must possess superior oral and written communications, negotiations, and team-building skills. Salary up to the mid 90's commensurate with qualifications and experience. Excellent benefit package. Send detailed resume, salary history and 3 references in confidence to: Personnel, Mr. Larry Dokken - Director of Engineering Search, The Wisconsin Public Broadcasting Center, 3319 West Beltline Highway, Madison, WI 53713. Phone: 608.264.9669. Include a letter describing how your experience will contribute to the Wisconsin Public Broadcasting. Initial screening of application materials begins January 10, 2006, with preference given to applications filed by that date. Position remains open until filled. Website: <http://www.ecb.org>.

AN EQUAL OPPORTUNITY EMPLOYER

Help Wanted

Help Wanted

ACCOUNT MANGER

Professional Products, Inc. (PPI), a technology-driven design-build company devoted to excellence in sales and long-term service is looking for an energetic Account Manager responsible for cultivating new business and managing existing business. Must be well-networked, focused, capable of developing a client base, and have the ability to work with elite and demanding clientele. Competitive salary and excellent benefits. Please send resume to hr@ppionline.com or apply online at www.professionalproducts.com.

FIELD SERVICE ENGINEER

Professional Products, Inc. (PPI), a technology-driven design-build company devoted to excellence in sales and long-term service is looking for an experienced Field Service Engineer to troubleshoot, repair and maintain audio and video equipment throughout the Washington area and other locations on occasion. The engineer must fully understand the fundamentals of video, audio, and digital signals, their unique distribution considerations, and be able to troubleshoot entire systems based on this knowledge. Competitive salary and excellent benefits. Please send resume to hr@ppionline.com or apply online at www.professionalproducts.com.

EIC II

MTV Networks/Nashville seeks EIC II for mobile television production. Must have strong knowledge of various formats of multitrack audio recorders and know basic principles of broadcast communications. Must have experience in electronics including reading patchfields, wiring diagrams, circuits and flow charts. Position requires irregular schedule, long days, late nights, and extensive travel. Candidates must be willing to relocate to Nashville, TN. Apply online, <http://www.mtvncareers.com>, search on city - Nashville or send fax to: 615-335-8614.

HELP WANTED

TV Magic, a broadcast and professional systems integrator, is seeking qualified people for the following positions: Project Managers, CAD/Drafters, Broadcast Design Engineers, AV Design Engineers, Project Engineers and Installation Technicians.

Email resume to jobs@TVMagic.tv or fax information to 858-650-3158 attention HR.



NEP Broadcasting is seeking Mobile Unit Engineers of all experience levels to manage and monitor mobile unit broadcast operations at remote sites, perform preventative maintenance, trouble-shoot, execute changes and engineering updates on the mobile unit. Degree, training, 3+ years experience in broadcast technology, equipment, facilities, and production or any combination considered. Maintenance engineering background a plus. Please send resume and salary history to NEP Broadcasting LLC, hr@nepinc.com, Fax: 412-820-6045, 2 Beta Drive, Pittsburgh, PA 15238.

SYSTEMS TEST ENGINEER

WUVG-TV Univision Atlanta seeks a Maintenance Engineer to perform routine preventative maintenance and repair duties on the broadcast equipment infrastructure associated with a 24/7/365 operation. The candidate must be able to lift 50 lbs., work on ladders when necessary, and assist with transmitter repairs when needed. Familiarity with automation systems, routers, SDI video standards, Microsoft Office, and FCC rules required. Candidate must possess excellent communication skills and be a team player. Minimum 2 years experience in an existing broadcast facility required; 5 years experience preferred. Minimum education: HS graduate with SBE certification; prefer A.A.S. in Electronic or Electrical Engineering Technology. Bilingual Spanish/English a plus. Please send cover letter and resume to: Human Resources - Fax # 404-926-2303 or email to wuvjobs@univision.net. Reference Job # 2006-07. EOE.

SYSTEMS TEST ENGINEER

Professional Products, Inc. (PPI), a technology-driven design-build company devoted to excellence in sales and long-term service is looking for an experienced Systems Test Engineer to perform thorough operational checks and some equipment configuration to certify proper functionality of audiovisual and broadcast systems prior to client acceptance. The engineer should fully understand advanced principles of digital and analog video and audio, computer networking, and system control platforms. Competitive salary and excellent benefits. Please send resume to hr@ppionline.com or apply online at www.professionalproducts.com.



HARRIS CORPORATION
Broadcast
Communications Division

Harris Corporation's Broadcast Communications Division is the global leader in total content delivery solutions for existing and evolving broadcast markets delivered locally while surrounded by a world class service and support team.

We are currently seeking bright and innovative individuals for our US and Canadian operations:

- FPGA Designer
- Hardware Designer – PC/Graphics
- Product Manager
- Senior Hardware Designer
- Senior Software Designer

Join us, and Create the Future.

Harris offers a competitive salary and benefits package. Please visit www.broadcast.harris.com/leitch for position details and/or send your resume to bcdhrtoronto@harris.com.

assuredcommunications™

ATTENTION ADVERTISERS

For digital ad requirements, specifications, and guidelines visit the "Ad Production Website" WWW.PRISMB2BADS.COM

TELEVISION • AV SYSTEMS • TV SYSTEMS



Coast-to-Coast Staffing & Job Service
www.KeystoneAmerica.com



TECHNICAL ENGINEERING SALES/Mgmt VPGM

THE EMPLOYEE & EMPLOYER CONNECTION

Help Wanted

TELEVISION CHIEF ENGINEER

At least four years as assistant chief or chief; FCC General Class license and/or SBE certification desired; At least two years basic electronics theory schooling or equivalent; Manufacturer's trade schools a plus; Good record of project and personnel management skills a plus; Should have good Microsoft Windows skills and be functional in MS Word, MS Excel, Visio, MS PowerPoint, MS Project; AutoCad / VidCad a plus; Network basics a plus; Can prepare and work with expense and capital budgets; Should be knowledgeable in most broadcast studio equipment as well as high power RF transmitters and microwave.

This is a "hands on" position. Must be willing to "get dirty" be able to lift 50 lbs. and work odd hours when needed.

Send resume with salary requirements to Montecito Broadcast Group, LLC, 315 High Point Crossing, Huffman TX 77336 or e mail walt@sjlbroadcast.com. No phone calls please. EOE

DIRECTOR OF ENGINEERING

Meredith's KCTV-5 & My KSMO-TV is looking for a Director of Engineering. This position is responsible for ensuring that all FCC rules and regulations are observed and that the station is in full technical compliance with them. Personnel under the direction of this position are involved in nearly all revenue producing business of the station and this position is responsible for ensuring that the loss of airtime within the technical departments control is minimized. Position is responsible for smooth, clean operation and maintenance of station technical facilities. Position is responsible for ensuring that the broadcast plant is technically sound, in good working order and right sized in terms of staffing. This position prepares and administers engineering department capital and operating budgets. Position plans and oversees equipment acquisitions and installations as well as evaluates all plant upgrades to ensure a state-of-the-art and cost efficient operation. Broadcast station technical department supervisory experience and broad based operating and maintenance background. R.F. experience is preferred. Submit resume to HR Manager, PO Box 5555, KCMO 64109 E-mail, pruiz@kctv5.com AN EQUAL OPPORTUNITY EMPLOYER, M/F/D

VIDEO SYSTEMS INTEGRATION PROJECT ENGINEER

Learn, grow and be a part of the future in the communications industry with a world leader in systems installation and integration. ROSCOR Corporation has openings for experienced, highly motivated, and goal-oriented communications systems engineers. The position includes system design, checkout and commissioning of media based integrated solutions, including broadcast and corporate communication customers. Solid background in television systems, transmissions systems and satellite communications system design preferred. Apply immediately for this challenging and exciting career opportunity within a growing company. Excellent compensation and benefits package. Send resume by email to opportunities@roscor.com or by fax to (847) 803-8089 or by mail to 1061 Feehanville Drive, Mount Prospect, IL 60056.

Help Wanted

MAINTENANCE TECHNICIAN

WJHL Newschannel 11 in the beautiful mountains of East Tennessee is seeking a Transmitter/Studio Maintenance Technician. Applicant will perform the repair, replacement, modification, installation, removal, adjustment and integration of all technical equipment, related to the operation of WJHL Newschannel 11's Transmitter and Studio. This individual must have a working knowledge and the ability to test, repair and operate UHF/VHF transmitters, as well as microwave STL/TSL links and facilities. The position will perform required FCC monitoring and documentation, installation, testing, evaluation, repair, calibration and properly operate and safely maintain UHF and VHF transmitters, as well as various ENG receive sites. The candidate must have at least 5 years experience as a Broadcast Maintenance Technician. Good communication, writing, and computer skills are a must. Must be a team player and be available to work nights and weekends. Excellent benefits package. Send resume to Human Resources, P.O. Box 1130, Johnson City, TN 37605 or hr@wjhl.com. Newschannel 11 is an EEO Employer M/F, pre-employment drug testing and background screen required.

MAINTENANCE/SYSTEMS ENGINEER

Bay News 9, Bright House Networks' 24-hour news operation in Tampa Bay, seeks a Maintenance/Systems Engineer. Work in a new facility with state-of-the-art equipment in a beautiful location. Enjoy great benefits, competitive salary, awesome co-workers and the latest technology. If you can repair broadcast equipment, support and troubleshoot PC hardware/software, provide system & application support for operators, are familiar with server/network administration and don't mind getting your hands dirty, this job could be for you!

Applicants must have an AS degree or equivalent technical training in equipment maintenance and repair. Technical background with PC's, software and networking expected. This is not an entry-level position. Three years or more experience in the installation and maintenance of analog and digital television systems required. Strong background in ENG/DSNG trucks, microwave systems, satellite systems, fiber networks and studio automation required. Take the studio tour on www.baynews9.com. Click the Jobs page to apply on-line.

Help Wanted

SOUTHERN ILLINOIS UNIVERSITY CARBONDALE

ASSOCIATE DIRECTOR, WSIU BROADCASTING SERVICE (TECHNOLOGY & PLANNING)

Associate Director, Broadcasting Service (Technology & Planning), WSIU/WUSI-TV (PBS) WSIU/WUSI/WVSI-FM (NPR), Southern Illinois University Carbondale: As 'technology officer' responsible for planning & managing all technological aspects of SIUC Broadcasting Service including overseeing daily technical operations, technology staff, planning for and specifying equipment purchases, FCC compliance and planning for future uses of communications technology. Required: Bachelor's degree required in Electronic/Electrical Engineering, Communications Technology, or related field, Master's Degree preferred. Five years of Communications Technology Management experience and demonstration of knowledge and proficiency with broadcast and other high-tech communications required. Also required: excellent time management, teamwork, the ability to work under pressure and handle multiple projects simultaneously, well-developed leadership and management skills, and valid driver's license. Experience in public broadcasting preferred.

Southern Illinois University Carbondale is a comprehensive university with an enrollment of 21,000+ students. Carbondale, a university-centered community of 25,000 residents, is located 100 miles southeast of St. Louis, MO, on the edge of the Shawnee National Forest, famous for its rugged, hilly terrain and natural beauty. A liberal benefits package includes 28 days vacation, sick leave, medical and dental insurance, and free tuition at the University.

Application Deadline: December 8, 2006 or until filled). Send letter of application, resume, & three (3) letters of professional reference to: Delores Kerstein, Chair, Associate Director, Technology and Planning Search, WSIU Broadcasting Service, Communication Building 1003 - Mail Code 6602, Southern Illinois University Carbondale, 1100 Lincoln Drive, Carbondale, IL 62901

SIUC is an affirmative action/equal opportunity employer that strives to enhance its ability to develop a diverse faculty and staff and to increase its potential to serve a diverse student population. All applicants are welcomed and encouraged and will receive consideration.

MOBILE UNIT ENGINEERS / DRIVERS

TRIO VIDEO, the Midwest's leading mobile television production company, is seeking qualified applicants for **Mobile Unit Engineers** to operate and maintain its standard and high definition mobile unit fleet from its base of operations in Chicago. Responsibilities include coordinating, troubleshooting and maintaining on-site mobile unit operations and equipment. All experience levels considered with: engineering degree, technical training, multiple years of hands-on broadcast experience or any combination.

Drivers for long-haul and local tractor/trailer transport from its base of operations in Chicago. Current CDL Class A license required with minimum of 3 years tractor/trailer experience.

Qualified candidates should send their resume to: Trio Video, 2132 West Hubbard, Chicago, IL 60612; resumes@triovideo.com; fax 312-421-0361

TO REACH INDUSTRY PROFESSIONALS PLACE YOUR AD TODAY!

SUSAN SCHAEFER

P 484.478.0154 | F 484.478.0179 | [SSCHAEFER@PRISMB2B.COM](mailto:sschaefer@PRISMB2B.COM)

	Page #	Advertiser Hotline	Website Address
ADC Telecommunications Inc.	13	800-366-3891	adc.com/broadcast
AJA Video	29	800-251-4224	aja.com
Anystream Inc.	S27		anystream.com/ solvethepuzzle
Avid Technology	4, 5	800-949-AVID	avid.com/interplay
Avid Technology	S4, S5	800-949-AVID	avid.com/interplay
Belden	49	800-BELDEN1	belden.com
Blackmagic Design	17		blackmagic-design.com
Broadcast Microwave Services	46	800-669-9667	bms-inc.com
Calrec Audio Ltd.	65	+44(0)1422842159	calrec.com
Canare Cable Inc.	24	818-365-2446	canare.com
Canon USA Broadcast Lens	23	800-321-HDTV	canonbroadcast.com
CES International 2007	69		cesweb.org
Competitive Television Summit 2007	S35	646-746-6740	
Crispin Corporation	52	919-845-7744	crispincorp.com
Dielectric	50	888-DIELECTRIC	dielectric.com
DMT USA	41	888-912-8326	dmtonline.us
Dolby Labs Inc.	15		dolby.com/tvaudio
ERI Electronics Research Inc.	58	877-ERI-LINE	eriinc.com
ESE	73	310-322-2136	ese-web.com
Euphonix	25	650-855-0400	euphonix.com
Evertz Microsystems Ltd.	IBC	877-995-3700	evertz.com
Fischer Connectors	36	800-551-0121	fischerconnectors.com
Floral Systems Inc.	47	352-372-8326	floral.com
Fujifilm USA	S19, S21		fujifilmusa.com/proav
Harris Broadcast	3	800-4HARRIS	harris.com/h-class
Harris	BC	800-800-5719	broadcast.harris.com/ videotek
Harris	S14, S15	888-843-7004	broadcast.harris.com
IBM	S31		ibm.com/media
Iconix Video Inc.	33	800-783-1080	iconixvideo.com
Intelsat	S25	310-525-5830	intelsat.com
Kino Flo	68	818-767-6528	kinoflo.com
Marshall Electronics Inc.	42	800-800-6608	lcdracks.com
Maxell Corp. of America	9		maxell.com
Middle Atlantic Products Inc.	37	800-266-7225	middleatlantic.com
Miranda Technologies Inc.	11	514-333-1772	miranda.com
MITEQ	55	631-436-7400	miteq.com
NBC Universal HD	S33	201-735-3600	nbcunicable.com
Network Electronics	66	800-420-5909	network-electronics.com
OBOR Digital	114	407-352-6501	obodigital.com
Omneon	21	866-861-5690	omneon.com
Omnibus Systems Inc.	48		omnibus.tv
Panasonic Broadcast	7	800-528-8601	panasonic.com/p2
PESA Switching Systems	71	800-328-1008	pesa.com/drs
Pro-Bel	35		pro-bel.com
Quantum Corporation	53		quantum.com/ tape4tapelessworld
Radyne Corporation	39	602-437-9620	radn.com
Riedel Communications	60	914-592-0220	riedel.net
Rohde & Schwarz	57	888-837-8772	test-rsa.com/fsh3tv/be2
Sachtler Corp. of America	59	845-268-2113	sachtler.com
Satellite 2007	117		satellite2007.com
SES Americom	S9, S11	609-987-4353	ses-amicom.com
Sony Electronics Inc.	26, 27	201-930-6519	sony.com/xdcam
Sony Electronics Inc.	19		sony.com/hdselect1
Sony Pictures Digital Media	67		sony.com/betterway
Stratos International	31	708-867-9600	stratosoptical.com
Streambox	119	206-956-0544	streambox.com
Sundance Digital	61	972-444-8442	sundancedigital.com
Telecast Fiber Systems Inc.	51	508-754-4858	telecast-fiber.com
Telemetrics	119		telemetricsinc.com
Utah Scientific	63	801-575-8801	utahscientific.com
Voom HD Networks	S29		voom.tv
Wheatstone Corporation	IFC	252-638-7000	wheatstone.com
360 Systems	43	818-735-8223	360systems.com

SALES OFFICES

US/CANADA WEST

George Watts III
(360) 546-0379; Fax: (360) 546-0388
georgeww3@aol.com

EAST

Josh Gordon
(718) 802-0488; Fax: (718) 522-4751
jgordon5@bellatlantic.net

MIDWEST

Emily Kalmus
(312) 840-8492; Fax: (913) 514-6301
ekalmus@prism2b.com

INTERNATIONAL EUROPE

Richard Woolley
+44-1295-278-407
Fax: +44-1295-278-408
richardwoolley@btclick.com

Israel

Asa Talbar
Talbar Media
+972-3-5629565; Fax: +972-3-5629567
talbar@inter.net.il

JAPAN

Mashy Yoshikawa
Orient Echo, Inc.
+81-3-3235-5961; Fax: +81-3-3235-5852
mashy@fa2.so-net.ne.jp

CLASSIFIED ADVERTISING

Susan Schaefer
(484) 478-0154
Fax: (484) 478-0179
sschaefer@prism2b.com

REPRINTS

FosteReprints
(866) 436-8366;
International inquiries, (219) 879-8366

LIST RENTAL SERVICES

Marie Briganti, Walter Karl
(845) 620-0700
(845) 620-1885
marie.briganti@walterkarl.infousa.com

Customer Service: 913-967-1707 or 800-441-0294

December 2006, Vol. 48, No. 12 (ISSN 0007-1994) is published monthly and mailed free to qualified persons by Prism Business Media, 9800 Metcalf Ave., Overland Park, KS 66212-2216. Periodicals postage paid at Shawnee Mission, KS, and additional mailing offices. Canadian Post Publications Mail Agreement No. 40597023. Canada return address: DHL Global Mail, 7496 Bath Road, Unit 2, Mississauga, ON L4T 1L2. POSTMASTER: Send address changes to Broadcast Engineering, P.O. Box 2100, Skokie, IL 60076-7800 USA. CORRESPONDENCE: Editorial and Advertising: 9800 Metcalf, Overland Park, KS 66212-2216 Phone: 913-341-1300; Edit. fax: 913-967-1905. Advert. fax: 913-967-1904. © 2006 by Prism Business Media. All rights reserved.

A whole new world

An evolution causes engineers to learn new tricks.

BY PAUL MCGOLDRICK

During the nine years that this column has run in *Broadcast Engineering*, the video world has significantly changed.

Old technology

Nine years ago, the studio was still basically analog. Programs were made using cameras that had first-generation CCD pickup devices, recordings were still all tape, desk controls were analog and tactile, and editing was entering new nonlinear arenas. The digital world included expensive special effects units. And in the world of standards converters, the few players that existed were regarded in awe because of the seeming magic involved.

The companies that exhibited that magic then haven't come very far now. The imagination has dried up. Some companies have gone away because they could not accept that their \$50,000 box could be replaced with \$500 software.

Back to the future

Today, it is extremely difficult to buy an SD, studio-quality camera. They exist, but broadcasters are encouraged to buy HD cameras using 1/2in CCDs. And as always after an Olympics year, there are many "only used once in Torino" bargains available.

Few operations use tape. Servers distribute the content. Linear editing has gone the way of the dodo. Continuity of program and commercials is now done with preprogrammed switches. And the digital elements of operations are now completely embedded in products.

Standards conversion consists of a world of network processors with massive, multiple-watt burning ICs that have hundreds of pins and come from startup vendors in Silicon Val-

ley that don't know — nor seem to need to know — what luminance and chrominance are.

The engineers of yesteryear

Broadcast engineers used to be patient people who could tinker and maintain, find solutions, keep machines running with duct tape, understand and set levels, see degradation in images, and answer any technical questions. They were respected, but underpaid.

Now, those same engineers run several call letter stations, look after cable headends, are on call 24/7 for the transmitters, are looked down on by management and are still under-

paid. If station engineers are lucky, they might have a couple of fresh graduates who better understand the digital stuff so they can focus on maintaining the last shreds of analog, especially the transmitters.

live production of the original "Doctor Who" or losing a UHF transmitter's final stage power amplifier during peak viewing hours, it was all very real.

And it was time-controlled. Once the event was over, it was done with. There was no "fix it in post" mentality, because there was no post.

An expanding industry

The changes that have occurred during the last nine years are momentous. For example, events such as the annual NAB conference are really no longer about broadcasting. They are about a huge blanket media that I am not at all sure I want to completely

No one person can understand the whole gamut of the industry — perhaps because it is clearly no longer a single industry.

understand in the future. And no one person can understand the gamut of the industry — perhaps because it is clearly no longer a single industry.

I write extensively on the Internet. Embracing that new medium has been one of the new tricks that this old dog has learned successfully. Today, that is bringing me the adrenaline I remember from those earlier days of broadcasting. And I've realized I need to spend my time in the studio.

So, after nine years, this is my last "EOM" column for *Broadcast Engineering*. This is my end of message. Thank you, readers, for your many responses and comments over the years. Take care out there.

I am of the era when engineers experienced adrenaline at least once during a work shift. Whether it was replacing an image orthicon tube in a camera on the studio floor during a

BE

Paul McGoldrick is an industry consultant on the West Coast.



Send questions and comments to:
paul_mcgoldrick@prism2b.com

3 Gb/s Routing

HD/SD Multi-Format Routers - from 32x32 up to 576x576



Xenon
EQX

• Quartz offers powerful and highly flexible 'Signal Processing' routers essential to your broadcast, production or AV facility

• The Xenon is available in 4RU or 8RU with matrix sizes ranging from 32x32 to 128x128

• The EQX routing platform can handle up to 576x576 in a single frame

Find out how Quartz's Xenon routers can power your operation - call now for a demonstration!

The Leaders in HDTV and now the Leaders in Routing & Master Control

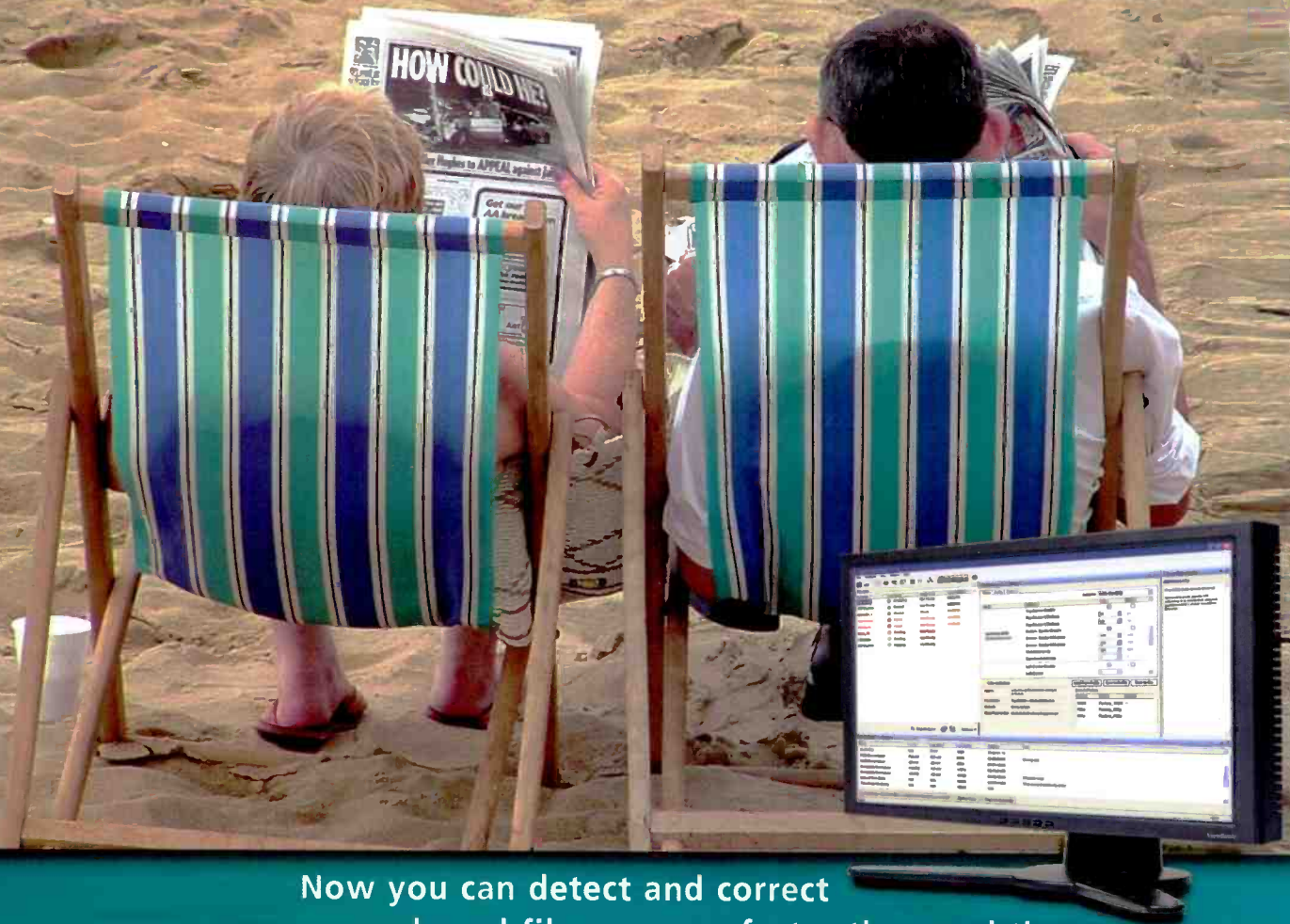
Processors / Monitoring & Control / Fiber / Master Control & Branding / Time Code / Distribution & Conversion / Routing / Management Software

905-335-3700 • 1-877-995-3700 • www.evertz.com

evertz

VIDEOTEK® QUIC™

Kick back...QUIC™ is on the job.



Now you can detect and correct server-based file errors — faster than real time.

Processors

Quality control of compressed, digital content is a challenge at best. At worst, it's a budget-busting nightmare, requiring countless hours you may not have. Harris is about to change all that.

Routers

Servers

Introducing Videotek® Quic™ — the world's first automated media analysis system designed to verify the quality of file-based, compressed digital media files and correct detected errors — whether during ingest, after editing, or before or after archiving. When paired with the Harris NEXIO XS™ server, Quic™ delivers operational efficiencies that can't be matched by any other digital media management system.

Editing

Graphics

Digital Signage

- Detects, reports and repairs audio/video file errors
- A/V quality assurance monitoring on dozens of parameters
- Fully automated or manual operation via intuitive Windows®-based GUI
- Mixed HD/SD content on same server with no need for conversion
- Pixel-by-pixel analysis

Test & Measurement

Monitoring & Control

Master Control & Branding

Management Software

Networking Equipment

Save time and reduce overhead while maintaining the all-important quality of your feed. For quality control in a digital domain — **Relax and leave it to Quic.™** www.broadcast.harris.com/videotek

TV & Radio Transmission Systems

H-Class™ Content Delivery Platform

Canada +1 800 387 0233 | USA +1 800 800 5719 | Latin America +1 305 512 0045



assuredcommunications™

www.harris.com

Broadcast • Microwave • RF Comm • Government Systems