

SEPTEMBER 2012


# Broadcast Engineering®

www.broadcastengineering.com

A PENTON MEDIA PUBLICATION

## AUDIO TECHNOLOGY

- Inside today's consoles
- Loudness metering, part 2
- White space management
- Behind the BS.1770 loudness standard



### ALSO INSIDE:

**JPEG 2000 VERSUS MPEG**  
Make the right choice

**COMPUTERS AND NETWORKS**  
Becoming a system administrator

**NEW MEDIA NETWORKS**  
An introduction to LTFS

# BroadcastEngineering®

## SPECIAL REPORT

### 32 AUDIO TECHNOLOGY

#### 34 Consoles and mixers

Industry leaders share where boards have been and their role moving forward.

#### 44 Comparing loudness meters, part 2

Here's the conclusion to the tests of the ITU BS.1770-2 and CBS algorithms.

#### 53 White space management

Avoid potential interference from TV-band devices by using white space databases.

#### 57 Improving loudness control

A revision to BS.1770 greatly increases performance.

## BEYOND THE HEADLINES

### DOWNLOAD

- 10 Comparing JPEG 2000 and MPEG**  
JPEG 2000 excels in contribution settings and new high-resolution formats.

### FCC UPDATE

- 16 Regulatory fees due**  
The commission has announced the final 2012 regulatory fees.

## DIGITAL HANDBOOK

### TRANSITION TO DIGITAL

- 18 Digital distribution technology**  
Modulation schemes are increasing bandwidth efficiency.

### COMPUTERS & NETWORKS

- 22 System administration for broadcasters**  
Training is a must for broadcasters who wear this hat.

### PRODUCTION ROOM

- 26 Grab your gear**  
News photographers need to balance their gear loads.

*continued on page 6*




# 32

### ON THE COVER:

In its new audio suite, WRAL-TV in Raleigh, NC, employs a Wheatstone D-10, a 5.1 surround television audio console. Photo courtesy Bill Burch, WRAL.

# 44



# 57



tc electronic

# livestream broadcaster



## HD live video to the web without a PC

**\$495** Available Now  
visit [livestream.com/broadcaster](http://livestream.com/broadcaster)



**SYSTEMS INTEGRATION**

**NEW MEDIA NETWORKS**

**28** An introduction to LTFS for digital media  
The open standard offers benefits to content producers.

**NEW PRODUCTS & REVIEWS**

**FIELD REPORTS**

**62** Primestream's FORK

**APPLIED TECHNOLOGIES**

**64** Gallery Sienna's MediaVortex

**66** Appear TV's Multiscreen system

**TECHNOLOGY IN TRANSITION**

**68** Fiber optics  
The industry is shifting toward fiber as the preferred choice for connecting television signals.

**NEW PRODUCTS**

**70** BHV Broadcast's Syntax  
Essence and more ...

**DEPARTMENTS**

- 8** EDITORIAL
- 80** CLASSIFIEDS
- 81** ADVERTISERS INDEX
- 82** EOM

**SEE IT ONLINE!**

We just unveiled a new, sharper look to our website! News, blogs, multimedia reports and archives of your favorite magazine are all available!

Learn more at [www.broadcastengineering.com](http://www.broadcastengineering.com).

**TRAINING**

Learn from the experts with *Broadcast Engineering's* Specialized Training eBooks and video tutorials.

Learn more at [www.broadcastengineering.com/specialized-training/](http://www.broadcastengineering.com/specialized-training/).


**62**



**64**



**68**



**8**





## Rethink editing

One platform for complete video and audio production. An unmatched set of features, functions, and processes, all at your fingertips. A unique and progressive environment with hundreds of workflow innovations. If you're using anything else for media production, it's time to rethink how you edit.

With powerful tools supporting a wide variety of formats for multi-screen distribution, Vegas Pro set the standard other NLEs follow. Now, Vegas Pro 12 delivers new professional enhancements that further make it the cutting-edge leader for everything from independent filmmaking to broadcast production. Vegas Pro 12 includes a new expanded edit mode to fine-tune the perfect cut; a comprehensive S-log workflow; project interchange with other post-production platforms; smart proxy editing, for full frame rate performance on a wider variety of hardware; new shape and effects masking tools; and a new professional L\*a\*b\* color space plug-in, for quickly matching the color characteristics of your content. And we're just getting started. Vegas Pro 12 is the only NLE you'll need.

Fast, efficient, and affordable. Vegas Pro 12 delivers the features you're looking for. Isn't it time to rethink the way you edit?

Learn more about the entire set of new features and enhancements, or download the free trial at:  
[www.sonycreativesoftware.com/vegas12](http://www.sonycreativesoftware.com/vegas12)



Scan to see a full list of Vegas Pro features.

# Remembering John Battison

**W**e recently lost a good friend and fellow engineer. Long-time broadcast consultant and *Broadcast Engineering* writer John Battison passed away on Aug. 28, 2012. Just shy of turning 97, John spent more than 20 years writing for this publication and its sister version, *Radio* magazine. He retired from writing in 2009.

Battison worked as a broadcast consultant for more than 52 years. He was the author of 15 technical books and more than 500 articles.

In 1998, Battison was awarded NAB's Radio Engineer of the Year Award. Additionally, in 2006, John received the Society of Broadcast Engineers Lifetime Achievement Award. And, in 2002, he received an SBE award for Best Technical Article.

Those awards might not be a surprise because many knew of John's life-long passion for broadcast and sharing his knowledge with others. But, many readers may not realize that he also was the founder of the SBE. In the December 1961 issue of *Broadcast Engineering*, John suggested the formation of a society for radio and television engineers, which became the SBE.

"Possibly a new institute is needed for broadcast engineers, one started in just the same way as the IRE [Institute of Radio Engineers] was originally," he wrote. "Perhaps it should be called the IBE, Institute of Broadcast Engineers, and be presided over by one of the great broadcast engineers of a few years ago."

With help from his family, Battison sent membership invitation letters to thousands of television and radio engineers in the United States and Canada. Based on the feedback from *Broadcast Engineering* readers, Battison decided to start the organization himself, running an application form in the magazine.

And so began the steps to build what we know today as the Society of Broadcast Engineers, with John as its first member and president. As witness of his efforts, SBE today has more than 5500 members from around the world.

"The Society of Broadcast Engineers was conceived in my office in Washington, D.C., in 1961," Battison

reminisced during a 2004 SBE speech that celebrated the SBE's 40<sup>th</sup> anniversary. "It was born in 1964 in the Willard Room 'C' in the Chicago Hilton, courtesy of NAB, and today, on its 40<sup>th</sup> birthday, it is a strong and hearty force in broadcast engineering thanks to the members who followed after me."

John's many friends will recall his jovial personality and radiant smile, ever ready with an "I remember when ..." story. At the drop of a hat, John would regale friends with stories of piloting planes in WWII or building radio and TV facilities, sometimes in desolate locations around the world. He called AM "ancient modulation," and FM was the "forgotten medium."

In his 1998 NAB Engineer of the Year Award acceptance speech, John joked that he knew personally many of the fathers of broadcast electronics, including Lee de Forest and Major Armstrong.

Sometimes, he'd remind the listener, "Speaking as an RF engineer, I still maintain that audio is something that messes up a nice, clean carrier."

John's "carrier" is now quiet, and he will be greatly missed.



**John Battison, broadcast consultant, writer for *Broadcast Engineering* magazine, founder and first president of the SBE  
September 1915 - August 2012**

**BE**

*Broad Dish*

EDITORIAL DIRECTOR


Send comments to: [editor@broadcastengineering.com](mailto:editor@broadcastengineering.com)



## The best broadcast quality mini converters now in both regular and heavy duty models!

The world's most popular converters are now available in two families, for the studio or heavy duty for live outside broadcast! The new heavy duty models are machined from solid aluminum so they look beautiful and are super tough! There are 14 models including HDMI, analog, optical fiber, audio embedding/de-embedding and up, down, cross conversion. Mini Converters are even available as OpenGear cards for when you need a rack mount solution.

### SD ↔ HD Auto Switching SD and HD

 Mini Converters instantly switch between all SD and HD formats, including NTSC, PAL, 1080PsF23.98, 1080PsF24, 1080PsF25, 1080i50, 1080i59.94, 1080i60, 720p50, 720p59.94 and 720p60. Updates can be loaded via USB.

### Redundant SDI Input

Mini Converters feature a redundant input and loop through SDI output. Connect a redundant SDI cable to the second input, and if the main SDI input is lost, Mini Converters will automatically switch over in an instant. That's great for mission critical tasks such as live events.

### Pro Analog and AES/EBU Audio

Standard 1/4 inch jacks are included for professional balanced audio that switches between AES/EBU or analog. Unlike other converters you don't need expensive custom audio cables so you'll save thousands of dollars!



### 3 Gb/s SDI Technology

Mini Converters include the latest 3 Gb/s SDI technology, so you're always future proofed! 3 Gb/s SDI is also fully compatible with all your existing standard definition and high definition SDI equipment.



### Broadcast Quality

Mini Converters are built to the highest quality standards with low SDI jitter, so you get the longest SDI cable lengths combined with ultra low noise broadcast quality analog video and audio.

### Mini Converter Family

#### Regular

Mini Converter SDI to Analog.....	\$295
Mini Converter Analog to SDI.....	\$295
Mini Converter SDI to HDMI.....	\$295
Mini Converter HDMI to SDI.....	\$295
Mini Converter Sync Generator.....	\$295
Mini Converter SDI to Audio.....	\$495
Mini Converter Audio to SDI.....	\$495
Mini Converter Optical Fiber.....	\$495
Mini Converter UpDownCross.....	\$495
Mini Converter SDI Distribution.....	\$295

#### Heavy Duty

Mini Converter H/Duty SDI to Analog.....	\$345
Mini Converter H/Duty Analog to SDI.....	\$345
Mini Converter H/Duty SDI to HDMI.....	\$345
Mini Converter H/Duty HDMI to SDI.....	\$345



Learn more today at [www.blackmagicdesign.com/miniconverters](http://www.blackmagicdesign.com/miniconverters)

# Comparing JPEG 2000 and MPEG

JPEG 2000 excels in contribution applications.

BY DR. HELGE STEPHANSEN

**B**ack in 1988, the first work began on video compression standards that would ultimately result in MPEG. The Motion Picture Experts Group, in cooperation with the International Organization for Standardization (ISO), created multiple standards

for video compression, now known as MPEG-1, MPEG-2 and MPEG-4/AVC. MPEG was devised as a means of compressing broadband video into a small bit stream that could fit in extremely narrow broadcast or satellite transmission channels. As such, it is well-suited for distribution purposes,

not for applications that require internal switching and processing.

## MPEG

Because MPEG is a motion image compression technology, it works on a sequence of video frames, known as a group of pictures (GOP). (See Figure 1.) A processor examines several frames of video and assigns one frame as the reference frame for that group (the I-frame). The GOP also has several predictive frames, or P frames, which use information from the I frame and previous P frames to construct images. Finally, there are bidirectional predictive frames, or B frames, which look at preceding and following I and P frames. Motion is analyzed and the motion vectors, which predict the offset from the current frame to the reference frame, are estimated down to a quarter pixel. The motion vectors and the difference between the actual images are used to reconstruct video that looks good at low bit rates.

Problems with MPEG encoding arise when there is a scene change or where a large percentage of the image changes at once. The processor can't predict the movement, and the system creates a distortion known as macroblocking. (See Figure 2.) Raising the bit rate adds more detail in each 8 x 8 block of pixels, which can

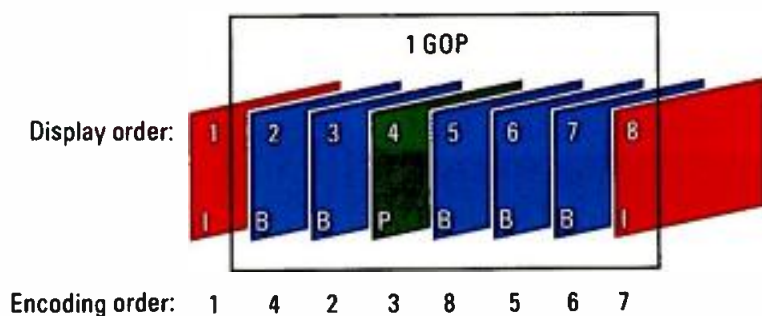
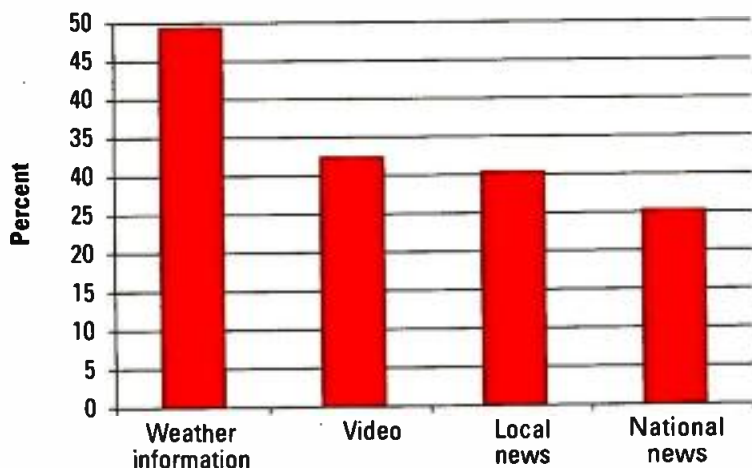


Figure 1. MPEG GOP structure

## FRAME GRAB *A look at the issues driving today's technology*

### 93 percent of smartphone users access content regularly

The top types of content users in the United States access on their devices include weather information, video as well as local and national news.



Content regularly accessed by smartphone users

Source: Online Publishers Association and Frank N. Magid Associates

www.online-publishers.org



Figure 2. Macroblocking effects



# Convert with AJA

Mini-Converter and Rackmount products that make professional workflows work.



## FS2

**One box that does it all.**

Dual-channel Frame Synchronizer and Format Converter



FS2 delivers dual-channel conversion and frame synchronizing power and flexibility in a slim 1RU space. With two independent video and audio processors, FS2 can do the work of two separate devices or combine both processors together for maximum flexibility.

FS2 features comprehensive analog and digital I/O to integrate into any workflow and allow multiple output types of any signal.

- Two independent channels with full I/O mapping
- Dual Up/Down/Cross converters with 3G/HD/SD support
- Dolby E decoding option
- Direct Fiber I/O connection options
- Built-in video processing amplifiers for signal adjustments and color correction

## FiDO

**Compact Fiber.**

SDI/Optical Fiber Converters

With a compact design ideal for studio or mobile use, FiDO enables the transport of SD/HD/3G SDI over distances up to 10km using standard single-mode Fiber optic cable with your choice of LC, ST, or SC connectors. With 9 models to choose from, FiDO offers unmatched flexibility and cost efficiency for the long run.



## UDC

**Up/Down/Cross Converter.**

High-Quality Conversion, Small Size.

UDC brings AJA's industry-leading conversion technology to a small, portable device. Utilize high-quality up/down/cross conversion in any situation to provide great looking images in the studio or in the field.



Find out about our latest Convert products at [www.aja.com](http://www.aja.com)

Because it matters.



reduce the number of P frames. But there will always be P frames — and the potential for macroblocking — in all implementations of MPEG.

Another major failing of MPEG compression is that it is difficult to edit and switch cleanly. With P and B frames, editing systems and switchers have trouble finding a clean frame on

encoder. Finally, the output of the arithmetic encoder is organized as a compressed bit stream that offers a significant degree of flexibility.

Wavelet compression provides the same processing for all pixels, and with each video frame being compressed individually, there is no error propagation from one picture to

line with the demands of digital cinema post production. In fact, there are several systems that use wavelet compression techniques similar to JPEG 2000. REDCODE and CineForm, for example, are used successfully for digital cinema production, which demonstrates the quality and robustness of wavelet compression.

	MPEG-4/AVC	JPEG 2000
Quality (image to image)	Varying	Same
Latency	High	Low
Visual impairments	Blocking	Blur
Operating point for HD video format	15Mb/s-60Mb/s	60Mb/s-125Mb/s

**Table 1. JPEG 2000 and MPEG-4/AVC attributes for broadcast contribution**

which to edit. MPEG also doesn't react well to being repeatedly encoded and decoded. It works best when the video is encoded once and decoded at the viewing location.

### JPEG 2000

Meanwhile, JPEG — short for Joint Photographic Experts Group — was originally developed as a compression standard for still images. With modern processors, however, it is now possible to take a video signal and save each frame as a separate JPEG file, creating a video format known as Motion-JPEG.

Several years after the JPEG team created its first compression scheme, it reconvened to develop an even more efficient and flexible system. Released in 2000, its new JPEG compression was called JPEG 2000. The original JPEG used discrete cosine transform (DCT), the same techniques used in MPEG, to reduce data into blocks of 8 x 8 pixels. JPEG 2000 uses discrete wavelet transform (DWT), which performs simultaneous multiresolution image analysis.

The resulting wavelet coefficients are gathered in sub-bands, each of which is partitioned into small "code blocks" and independently coded by an adaptive binary arithmetic

encoder. As a result, there is no macroblocking at low bit rates; instead, there is blurring on the images. JPEG works on a single image, stripping away redundant data and encoding each video frame independently for consistent high-quality images. As a result, editing may be performed on any frame in a sequence of images because each video frame contains its own picture information.

With no dependency on other images, JPEG 2000 has low latency, less than 1.5 frames encode and/or decode, and maintains sync between the video and audio. In contrast, MPEG and other compression schemes that rely on predictive frames and motion estimation algorithms have high latency.

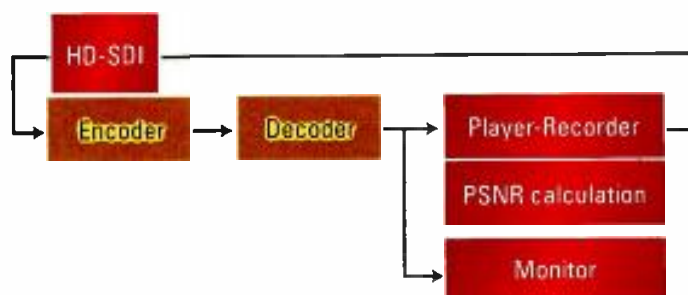
JPEG 2000 and its underlying wavelet compression can allocate 10 bits or even 12 bits at 4:4:4 quality, a level in

### Contribution

There are significant differences between MPEG-4 and JPEG 2000 for broadcast contribution. (See Table 1.) Further development of video and still image compression standards continues, and there will no doubt be future advancements for both standards. For example, High Efficiency Video Coding (HEVC), unofficially called H.265, promises improved video quality and data compression, as well as support for higher resolutions.

Broadcast contribution links seek to have the highest video quality because the signal may have to go through post-production editing. The output video quality from the contribution stage is propagated to the distribution link. As a consequence, the quality and efficiency from the distribution link is highly dependent upon the level of quality experienced during contribution. Broadcast contribution signals should be lightly compressed — almost equal to the original uncompressed signal — so there is minimal quality loss under multiple generations of encoding.

JPEG 2000 can compress HD video to a significantly lower bit rate, and then extract the video with no loss of information. When peak signal to



**Figure 3. PSNR simulation setup**



# Interplay Sphere

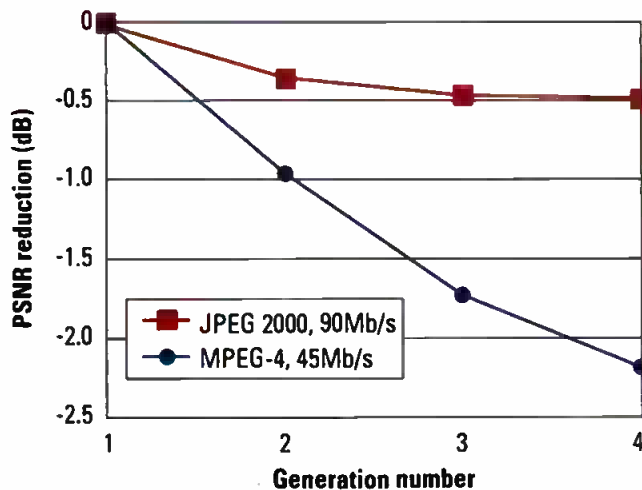


Take your newsroom anywhere.

Imagine ► Achieve

Learn more at [avid.com/sphere](http://avid.com/sphere)

© 2012 Avid Technology, Inc. All rights reserved. Product features, specifications, system requirements, and availability are subject to change without notice. Avid, the Avid logo, and Interplay are trademarks or registered trademarks of Avid Technology, Inc. in the U.S. and other countries. The Interplay name is used with the permission of the Interplay Entertainment Corp, which bears no responsibility for Avid products. All other trademarks contained herein are the property of their respective owners.



**Figure 4. Multigeneration encoding**

noise ratio (PSNR) performance is used to compare original footage with video compressed with JPEG 2000, the degradation is close to visually lossless and deviation from the original is low. The PSNR of footage encoded with MPEG, however, can vary greatly from picture to picture due to different methods of prediction.

**Performance comparison**

Recently, the performance of JPEG 2000 and MPEG-4/AVC under multigeneration encoding was evaluated using a single vendor’s encoders and decoders. (See Figure 3 on page 12.) Video quality was measured in terms of PSNR for different HD interlaced sequences at the operating points of the encoders. The streams were encoded at 90Mb/s for JPEG 2000 and 45Mb/s for MPEG-4/AVC streams. These bit rates were used throughout the testing because they are common operating points.

MPEG-4/AVC provided high-quality video at 45Mb/s. Under multigeneration encoding and decoding, the PSNR reduction was sharp — roughly 2.2dB after the fourth generation. (See Figure 4.) JPEG 2000 also delivered high-quality video (at 90Mb/s), but it had less than 0.5dB loss after the fourth generation of encoding and decoding, which was less than one quarter of the reduction experienced by MPEG-4. In addition, the predictive coding of MPEG resulted

in an end-to-end latency of approximately 1 second, which is roughly 10 times more than the latency experienced with JPEG 2000.

For another round of tests, designed to evaluate the influence of contribution encoding on end-user quality, a

**By spending more money on contribution, it is possible to save on broadcasting to the home, because more content can be placed in the available bandwidth.**

distribution encoder was used to encode the incoming signal using 4:2:0 8-bit at 6Mb/s, 8Mb/s and 10Mb/s (common settings for IPTV applications). The tests showed that because of JPEG 2000’s high video quality, it

is possible to increase the compression ratio for the final compression to broadcast without quality loss, saving from 5 percent to 15 percent of the total bit rate, depending on the final bit rate used for distribution. By spending more money on contribution, it is possible to save on broadcasting to the home, because more content can be placed in the available bandwidth.

To illustrate the bandwidth savings that can be achieved when employing JPEG 2000 video compression, consider an uncompressed HD-SDI signal, which has a bit rate of about 1.5Gb/s. (See Table 2.) A JPEG 2000 encoder/decoder can maintain the quality of the original signal with a bit stream of 500Mb/s to 800Mb/s, depending on the content. At 600Mb/s, virtually any type of high-quality HD content will be transported mathematically losslessly with a JPEG 2000 system. Reducing the bit rate from there will increase the possibility of mathematical image loss, but any errors will be visually imperceptible even at far lower bit rates.

**Stereo 3-D**

Bandwidth-intensive formats like 3-D TV raise the bar even higher for quality and precision. The creation of 3-D video and particularly the need for the best possible picture quality has ramifications for how content is captured, produced and broadcast. In the contribution phase, left- and right-eye information must be transported along with other metadata required to generate the highest quality 3-D images and must be compatible with all 3-D compression and display systems. To ensure a high-quality viewing experience, it is critical that all the data required to display the left- and

Video format requirements	Typical IP bandwidth
HD-SDI uncompressed	1.5Gb/s
HD-SDI mathematically lossless JPEG 2000 mode	600Mb/s
HD-SDI visually lossless JPEG 2000 mode	120Mb/s-150Mb/s

**Table 2: Bandwidth savings**

right-eye images correctly is conveyed throughout the transport chain with minimal visual impairment.

JPEG 2000 ensures that the horizontal resolution, critical to the reconstruction of 3-D images in our brains, is preserved. A JPEG 2000 encoder can transport two 2K or HD-SDI channels, or the two synchronous left-eye/right-eye video streams that comprise stereo 3-D. Even after the JPEG 2000 video is compressed or decompressed, and throughout real-time transport over Metro Ethernet (metropolitan-area Ethernet), IP-MPLS (multiprotocol label switching) or SDH/SONET (synchronous digital hierarchy or synchronous optical network), the video quality stays true to the original imagery.

**Applications**

JPEG 2000 video compression is

ideal for venues where high-quality programming regularly originates, such as stadiums, arenas and remote studios. While prices vary between service providers, commonly available IP links that provide high bit rates are universally less expensive than legacy systems, which translates to significant long-term operational cost savings. Before connecting an encoder, however, it is critical that the service provider understands the quality of service (QoS) requirements of high-quality video and can ensure sufficient bandwidth.


JPEG 2000 requires a high-bit-rate IP network and usually works best with both a primary and redundant link. If you need to do a remote shoot from a non-fixed location, i.e., in front of a burning house, then you probably need to use a microwave or satellite truck with MPEG compression.

Final signal distribution to viewers

is a perfect application for MPEG. JPEG 2000 excels as a contribution technology, but is not intended as a distribution technology. That said, stadiums, city halls, remote studios, OB trucks and fixed locations where you need the highest quality video are good choices to consider using JPEG 2000 to maintain optimal video quality. As the cost of dedicated IP networks comes down and bit rates increase, JPEG 2000 video will help control costs when compared to traditional high-end video transport systems. Careful consideration of your outside broadcast requirements, access to high-speed IP networks and JPEG 2000 capabilities provide another choice in your video transport toolkit.

**BE**

*Dr. Helge Stephansen is chief technology officer at T-VIPS.*



**APANTAC**

*Extensive range of cost-effective  
**MULTIVIEWERS** for Broadcast, ProAV  
and **ANY** application in between*

- ▶ Auto-Detects 4-64 Inputs / Sources
- ▶ Built-in CATx extenders (1080p @ 115 feet)
- ▶ Embedded & discrete audio monitoring
- ▶ Multiple outputs: DVI, HDMI, VGA, SDI
- ▶ Skin Technology for customizable user interface
- ▶ Cost-effective, compact solution with 3-year warranty

**TAHOMA-LE Multiviewers**

*Standard series of Multiviewers - 3G, SD, HD, Analog multi-image display processing*

**TAHOMA-LX Multiviewers**

***Built-in Routing Switchers** - view any input source on any Multiviewer output - 3G, SD, HD*

**TAHOMA-LI Multiviewers**

***Looping Video Inputs** - for further distribution or duplication of inputs - 3G, SD, HD, Analog*



*KOIN-TV with APANTAC Multiviewers*



*PATENT PENDING*

**www.apantac.com**    **info@apantac.com**

Main: +1 503 968 3000 • West Coast: +1 714 815 7421 • East Coast: +1 814 238 2365

# Regulatory fees due

## The commission has announced the final 2012 regulatory fees.

BY HARRY C. MARTIN

**T**he final 2012 regulatory fees have been announced by the commission. Table 1 shows the principal fees that apply to commercial television, plus LPTV, television translators and Class A television stations.

- *Ups and downs.* Fees for VHF television licensees in markets 26-50 have dropped nearly \$2000 since the commission's initial proposals in May. VHF licensees in top-10 markets were granted a similar reduction of \$7350 — about 8.4 percent — from the May proposals. UHF licensees in the top-20 markets were assessed increases

over the May proposals in the range of 2 percent, or about \$1000 each. By reducing fees for VHF full-power television stations, the FCC implicitly recognizes the parity of UHF and most VHF frequencies for digital broadcasting when compared to the much lower regulatory fees the FCC has historically assessed against UHF stations.

- *Fee window.* The FCC established Sept. 13, 2012, as the 2012 regulatory fees deadline. Anyone not paying by then will be assessed a 25 percent penalty and risks "red light" status, which means their applications and reports will not be processed until paid.

- *Multicasting.* For Class A, LPTV and television translator stations, a single fee will be assessed for each license, regardless of whether they transmit in analog or digital mode, or simulcast in both modes.

- *Online refund and waiver requests.* Any request for a refund, waiver, fee reduction or deferment of any annual regulatory fee, and of any application fee, must be submitted electronically. The commission's order provides no information about which online filing system might be used to apply for refunds or waivers. The order specifies no effective date for the new online system; presumably, the OMD will issue a public notice when its refund and waiver processing site is established.

- *Bills will not be mailed.* Again this year, the commission will not send bills reflecting each station's fee obligations. To ascertain what fees have been calculated per station, each station must go to [www.fccfees.com](http://www.fccfees.com), enter its call sign or facility ID, and proceed from there. When a dollar figure appears, check it carefully, as the FCC's postings are sometimes erroneous.

- *Paying fees for auxiliaries.* The FCC's fee calculator does not include fees for auxiliary licenses such as TV pickups, STLs, TV boosters and TV ICRs that may be associated with the main license. Thus, licensees should check their own and the FCC's records to be sure fees for such authorizations are included on their fee remittance forms (Form 159s) and reflected in the ultimate fee payment. **BE**

*Harry C. Martin is a member of Fletcher, Heald and Hildreth, PLC.*

**?** Send questions and comments to: [harry.martin@penton.com](mailto:harry.martin@penton.com)

### Dateline

- On or before Oct. 1, 2012, non-commercial TV and Class A stations in Alaska, Florida, Hawaii, Puerto Rico, Oregon, the Virgin Islands, Washington, and the Pacific Islands must file their biennial ownership reports.
- On or before Oct. 1, 2012, television stations, Class A TV, LPTV stations and TV translators in Florida, Puerto Rico and the Virgin Islands must file their license renewal applications.
- On Oct. 1, 2012, television and Class A TV stations in Alabama and Georgia must begin their pre-filing renewal announcements in anticipation of a Dec. 3, 2012, renewal application filing date.
- On Oct. 1, 2012, television and Class A TV stations in the following locations must post their 2012 EEO reports on the FCC's website: Alaska, Florida, Hawaii, Puerto Rico, Oregon, the Virgin Islands, Washington and the Pacific Islands.

2012 television regulatory fees		
	VHF TV	UHF TV
Markets 1-10	\$87,425	\$34,650
Markets 11-25	\$72,925	\$31,950
Markets 26-50	\$41,675	\$21,875
Markets 51-100	\$20,725	\$12,625
Remaining markets	\$5800	\$3425
Unbuilt CPs	\$5800	\$3425
LPTV, TV translators and Class A TV (All markets)	\$385	
Broadcast Aux. (STLs, TV pickups, Boosters, TV ICRs)	\$10	
Satellite uplinks	\$275	

**Table 1.** Shown here are the fees that apply to commercial television, plus LPTV, television translators and Class A television stations.

Powerful new 3D graphics, content  
pre-validation and SAN capabilities

# You need a Flexible, Scalable, Reliable Channel-in-a-Box Solution



## Just Add ICE

ICE is the only channel-in-a-box solution designed from the point of view of the channel rather than the box. The result is an integrated IT-based playout solution that delivers robust, scalable and affordable operation whether you have one channel or 100+ channels.

Get the cold hard facts at  
[snellgroup.com/ICE](http://snellgroup.com/ICE)

Planning & Administration  
Multi-Platform Playout  
Transmission & Distribution  
Event Production  
Automation & Media Management  
Service & Support

# Digital distribution technology

Modulation schemes are increasing bandwidth efficiency.

BY ALDO CUGNINI

The distribution of content involves the need to adapt digital information to its means of carriage — what we typically call transmission — and to understand that fully, we need to understand the process of digital modulation.

Content distribution and transmission are implemented differently on wireless, wired and physical media, where each one uses modulation schemes tailored to carry content most efficiently and robustly. Wireless transmission includes terrestrial, satellite and wireless LAN channels,

with VSB and OFDM serving the first, phase shift keying (PSK) for the second and OFDM again for the third. Wired transmission to the home is mostly by coaxial cable, using quadrature amplitude modulation (QAM), or by twisted pair, using OFDM over DSL. Physical media, i.e., DVD or Blu-ray, use an optical channel coding called eight-to-fourteen modulation (EFM).

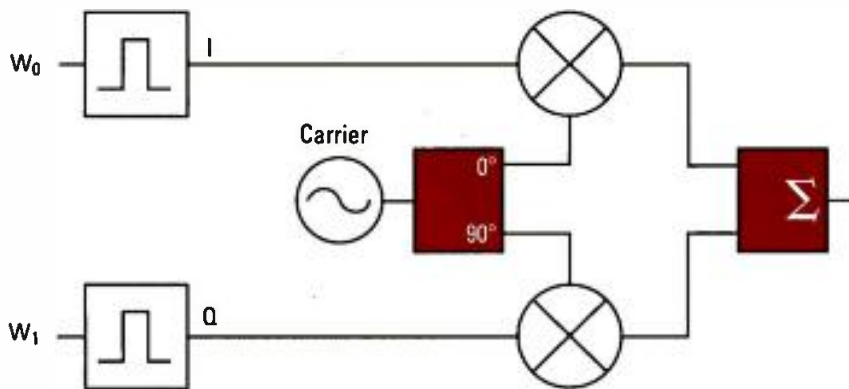


Figure 1. QAM modulator

## Modulation schemes have different characteristics for different media

One of the simplest digital modulation schemes, QAM, takes two subsets of each binary word and applies the magnitude of each subword “value” to one leg of a multiplier (modulator), where the two multipliers are 90 degrees out of phase. (See Figure 1.) For example, a 4-bit word is split into two 2-bit words, each having a decimal value of 0, 1, 2 or 3. These values are then offset by the average (1.5 in this case, when the values are evenly distributed), resulting in a symbol input to the multiplier of -1.5, -0.5, 0.5 or 1.5, depending on the corresponding 2-bit word. By making the new average zero, there is no DC component to the symbol stream, and thus the output signal spectrum will have no power at the carrier, i.e., it is a suppressed carrier signal. On the receiving end, the digital demodulator can recover the carrier by one of various nonlinear means.

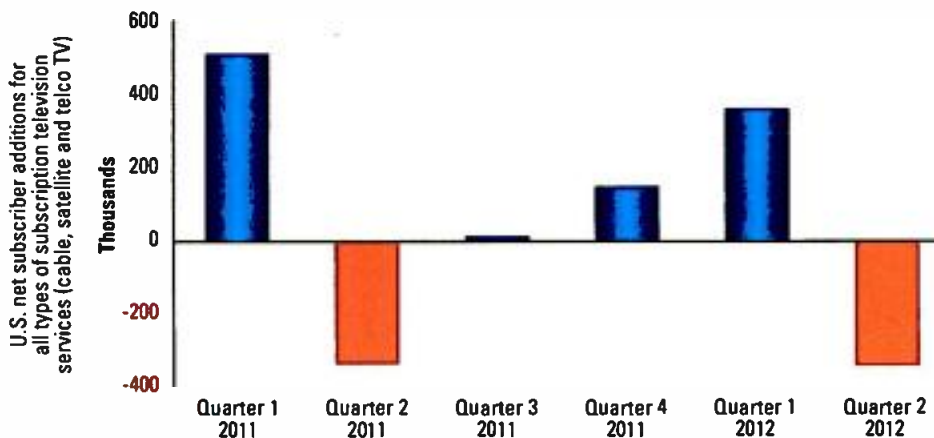
Because a “hard” transition between words would cause a large amount of redundant sideband energy, the input streams to the multiplier are sent through a raised-cosine filter that “smooths” the edges and results in a tight signal spectrum. Our

## FRAME GRAB

*A look at tomorrow's technology*

### Pay TV subscriber numbers lower in Q2 2012

The number of people subscribing to pay TV services in the United States in Q2 fell by about 350,000 from the previous quarter.



Source: IHS Screen Digest

www.screendigest.com



# One Device. Many Capabilities. Extraordinary Value.



harmonic

## Introducing Spectrum ChannelPort

Harmonic's ChannelPort™ speeds the cost-effective deployment of new television channels by integrating flexible branding and master control switching with clip playback on the industry's most trusted playout platform. Fully compatible with all Harmonic Spectrum™ media server components, ChannelPort fits seamlessly into existing infrastructures to simplify the launch of new services.

   Learn more at [harmonicinc.com/content/introducing-channelport](http://harmonicinc.com/content/introducing-channelport)



©2012 Harmonic Inc. All rights reserved worldwide

harmonic

4-bit example results in a 16-QAM signal “constellation” of 16 symbols ( $16 = 2^4$ ), forming a 16-point grid when viewed on a modulation analyzer. Typical digital transmission systems use a 16-QAM, 32-QAM or 64-QAM constellation, depending on the required transmission bit rate and the desired C/N at a serviced receiver.

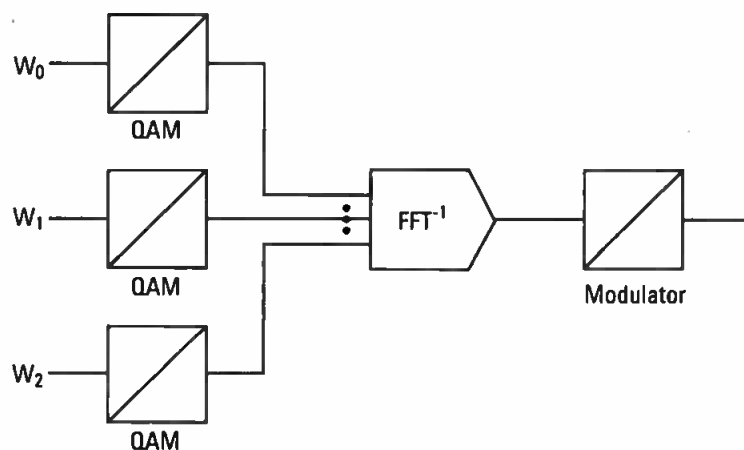


Figure 2. OFDM modulator (simplified)

VSF is a special case of amplitude modulation, wherein the output signal is filtered with a special form of high-pass filter (vestigial sideband or Nyquist) that attenuates one of the modulation sidebands. The absence of part of one of the sidebands necessitates the reinsertion of the carrier (or pilot) signal at a lowered level.

PSK is another modulation scheme that maps information symbols onto a transmitted carrier signal. With this scheme, however, the symbols are distributed onto a constellation that forms a circle, i.e., the amplitude is always constant, but the phase of the carrier is modulated by the symbols. While a 16-PSK transmission, with 4 bits per symbol, would be mapped onto one of 16 possible phases, it can be seen that a 4-PSK system (commonly called QPSK) is identical to a 4-QAM system. Having a constant amplitude is a benefit in systems with large linear distortion, such as that encountered on satellite links.

OFDM is a complex form of modulation that combines QAM

and frequency-division multiplexing (FDM), the latter being the method by which different signals can simultaneously occupy a frequency band by using separate carriers at different frequencies.

An OFDM modulator first converts a single high-data-rate stream into multiple lower-rate streams. These

parallel streams are then modulated onto orthogonal carriers that minimize the mutual interference that the data symbols could create during impaired channel conditions. This modulation is carried out through a combination of multiple QAM modulators followed by an inverse

fast Fourier transform (FFT) that maps the individual streams onto a broadband signal. The resultant signal is then amplitude modulated onto the final RF carrier. OFDM, due to its strong performance in a heavy interference environment, is an integral part of the 802.11 standards used for Wi-Fi and now WiMAX.

In any of these systems, there is

always a trade-off between bit rate and desired error-free performance, and these are set by two limits: Nyquist and Shannon. Nyquist sets the channel bandwidth needed to carry a train of symbols, and Shannon sets the C/N level that is needed for error-correctable performance. To understand this at the conceptual level, imagine a system that maps input data onto two amplitude states (i.e., two symbols). Increasing the data rate, according to Nyquist, requires increasing the channel bandwidth to allow for carrying the information without inter-symbol interference.

But if we take the same input data and map it onto four possible amplitude states, we now need only half of the channel bandwidth compared to the two-state system, for the same data rate. It would seem as though we got “free” channel capacity. But Shannon tells us that, given the same transmitter power, the need for twice the number of possible states means that the signal has now lost signal-to-noise power, since the distance between adjacent symbols is now half of the original distance.

Thus, Nyquist and Shannon together set the spectral efficiency of a system, which we can measure in bits per second of data per Hertz of channel bandwidth, commonly described

**In any of these systems, there is always a trade-off between bit rate and desired error-free performance, and these are set by two limits: Nyquist and Shannon.**

as “(bits/s)/Hz” (or erroneously as bits/Hz). Thus, a modulation system with a “raw” data rate of 32Mb/s over a 6MHz wide channel results in a spectral efficiency of 5.3(bit/s)/Hz. In practice, the net bit rate efficiency will be lower, due to FEC and other overhead.

Because passband filters cannot have an infinite cutoff, spectral efficiency

also depends on the band-edge roll-off, which varies among systems. The net bit-rate efficiency of various modulation systems in use today ranges from about 3.23(bit/s)/Hz for ATSC to about 6.65(bit/s)/Hz for DVB-T2. (These numbers, however, should not be directly compared, as they represent different values of C/N threshold.)

**New technologies on the horizon**

It's conceivable that a digital distribution system that exceeds 10(bit/s)/Hz of efficiency is nearing our grasp, considering the current development of various promising technologies. Multiple-input multiple-output (MIMO) is one such solution, which uses multiple antennas and front ends to resolve reliability issues while maintaining or improving bandwidth efficiency. Combined with a video

compression system such as High Efficiency Video Coding (HEVC), a new broadcast system could support more than 20 channels of

broadcasting. DVB and ATSC are among the groups working to develop and specify new compression and channel coding technologies that are

**It's conceivable that a digital distribution system that exceeds 10(bit/s)/Hz of efficiency is nearing our grasp, considering the current development of various promising technologies.**

high-quality audio and video within a 6MHz or 8MHz RF channel.

Executives from television broadcast organizations around the world have already formed the global Future of Broadcast Television (FOBTV) Initiative, establishing a framework for cooperation to chart the future course of terrestrial television

expected to increase the data throughput and functionality of digital television broadcast. The sky's the limit! **BE**

*Aldo Cugnini is a consultant in the digital television industry and a partner in a mobile services company.*

**?** Send questions and comments to: [aldo.cugnini@penton.com](mailto:aldo.cugnini@penton.com)

# yellobrik®

finally, bricks done right...

## HDMI CONVERSION



### CHD 1812

- ◆ HDMI to SDI conversion (3Gbit)
- ◆ Integrated **frame synchronizer**
- ◆ Cross lock compatible
- ◆ Analog audio inputs + embedder
- ◆ Optional **fiber** output

see all the yellobriks at [www.lynx-technik.com](http://www.lynx-technik.com)



**LYNX Technik AG** | Broadcast Television Equipment

[www.lynx-technik.com](http://www.lynx-technik.com)

# System administration for broadcasters

Training is a must for broadcasters who wear this hat.

BY BRAD GILMER

**W**hen professional media systems are delivered, they frequently contain computers and servers, and before we know it, because we installed them and we maintain them, we are the go-to guys and gals for all things computer-related. There are several problems with having computer system administration sneak up on you: 1) You probably are not trained to do the job. 2) The job may involve critical on-air or production systems. 3) You may be unaware of architectural patterns and anti-patterns. 4) Management may not be aware that you are performing in this capacity. 5) There is probably already someone in your organization who is the “real” system administrator; he or she is likely located in the IT department.

Bad things can happen to good broadcast engineers when they start heading down this road. On the other hand, it is inevitable that highly skilled broadcast engineers will end up performing system administration tasks. Let's dig a little deeper into the issues raised above.

## Training is key

You probably are not trained to do the job. As a professional media engineer, there is no doubt that you have worked quite a bit with computers. You may have even taken some courses on computer architecture, programming and so on when you were at school.

But being a system administrator is a different animal. You are not just using computers; you become responsible for ensuring that others can use them as well. You will have to understand server operating

systems (OS) at a whole new level. In some ways, a server OS is similar to a desktop OS. On the other hand, there are special utilities and tools that help you control access to the resources on the server, monitor security and configure the server for different applications.

As a system administrator, you may need to delve into the world of \*NIX (Linux, Unix, Ubuntu, BSD, Red Hat, etc). There are several challenges with \*NIX administration. First, the most efficient way to manage these servers is through the command line. This means learning a whole vocabulary of commands such as SED, LN, GREP and so on, many of which do

**Bad things can happen to good broadcast engineers when they start heading down the road to system administration.**

not have equivalents in a Windows or MAC world. Second, many of the versions of \*NIX are just slightly different from each other. So, you may learn where system files are kept in a Linux system, but when you move to BSD, things are in a different place. These are just a few points where a lack of training can hurt you.

Although professional training as a system administrator may not take care of all these issues, training is a wonderful thing, and it should be a



**Broadcast engineers often end up assuming computer system administration duties, which come with unique challenges ranging from gaps in training to possible clashes with management.**

planned, budgeted and expected part of the job.

The job may involve critical on-air or production systems. When you combine this with the fact that you probably aren't trained for the job, you are headed for trouble. After all, if you are not trained, and then you are asked to maintain critical systems, how are you going to learn? I have frequently heard it said that the way someone becomes accomplished at anything is to have worked at it long enough to have made a number of mistakes, and to have learned from them. If you are maintaining critical on-air systems, how many mistakes can you make before your manager removes you from the opportunity to learn and

# Inter BEE

International Broadcast Equipment Exhibition

2012.11.14 **Wed.** >>> 16 **Fri.** at Makuhari Messe, TOKYO



Inter BEE is recognized by industry professionals as Japan's largest broadcasting equipment exhibition.

### What is Inter BEE?

- A venue where everyone can experience the latest trends and developments in audio, video, and communications, as well as related leading-edge technologies.
- An excellent opportunity to witness firsthand the burgeoning businesses related to the complete transition to digital broadcasting that took place in Japan ahead of other Asian countries.
- A venue where technical engineers, sales staff, and industry experts will be waiting at exhibitor booths to welcome participants.
- An excellent opportunity to gain knowledge and acquire the latest information at symposiums featuring invited guest speakers who are actively involved in the industry.

### Exhibition Categories



#### Professional Audio Equipment Zone:

- High-end products such as consoles, mixers, audio equipment for facilities, etc. that are designed to satisfy professional needs.
- Efficient workflow systems from recording to mastering.

#### Professional Lighting Equipment Zone:

- Energy saving and super-luminosity LED spotlights.
- Stage-lighting equipment such as lasers and mobile lights that work together with a variety of audio and video configurations.

#### Video and Broadcast Equipment Zone:

- File-based workflow systems that facilitate comprehensive media management.
- HD-, 4K-, and 2K-related products as well as the latest in non-linear systems.
- Power-source equipment, batteries, measuring equipment, and converters that increase broadcasting equipment performance.
- Cranes, steadycams and other special/peripheral products that enhance the operation of broadcasting equipment.

#### Cross-media Zone:

- Digital signage and digital cinema products/technologies.
- 3D technology and content for filming, editing, relaying, and screening.
- IPTVs, mobile TVs, H.264 encoders, decoding-related technologies, FPU products, etc.

### Visitor Registration Now Open!

Find the Online Pre-Registration  
and the Latest Information

**Inter BEE online**  
[www.inter-bee.com](http://www.inter-bee.com)



### Inter BEE 2011 Results

- Number of exhibitors: **800**
- Number of overseas exhibitors: **466**
- Number of visitors: **30,752**



Organizer: **JEITA** Japan Electronics and Information Technology Industries Association

Global partners:



Management/Contact: Japan Electronics Show Association

12F Ote Center Bldg., 1-1-3 Otemachi, Chiyoda-ku, Tokyo 100-0004 TEL:+81-3-6212-5231 FAX:+81-3-6212-5225 E-mail: [contact2012@inter-bee.com](mailto:contact2012@inter-bee.com)

go back for more experience? Not many; I can tell you from personal experience. And a related question: How can you make changes to a critical system without having confirmed those changes in a test environment ahead of time? Frequently, when we are thrust into a system administration role, we do not have time to think these issues through.

### Patterns and anti-patterns

You may be unaware of architectural patterns and anti-patterns. Again, this relates back to the first point. If

**Training may help you learn about patterns and anti-patterns without incurring the scars of practical experience.**

all you have is on-the-job training, how can a manager expect that you will be following best practices for system administration? After all, these best practices evolved through study and analysis of system administration tasks over years. Without training, even the sharpest knife in the drawer is going to make mistakes, simply because no one can think of everything.

Architectural patterns are ways of doing things that have proven to work well in most cases. An example of this is two-factor authentication (e.g. something you have, and something you know). Many different approaches have been tried to authenticate a user, and two-factor authentication is a successful pattern. Think of your ATM card; it involves something you have (the ATM card) and something you know (the PIN). There are many successful architectural patterns for system administrators, and books have been written on best practices.

As you might expect, anti-patterns are designs that do not work well. They are designs where you might say, "Given the opportunity, I would never do that again!" An example of an anti-pattern, although you see it all the time, is a watch folder. Watch folders — folders that are watched by an application such as a transcoder — are frequently used as a way to tell a downstream device to do something with a piece of content. For example, drop content into a folder, and magically, a transcoder will pick up the content, transcode it to another format and drop it in a pre-determined location. What's not to love? They are easy to configure, easy to understand and easy to change.

The big problem with watch folders is that you are using a file system as a messaging system. I could write an entire article on this topic (and maybe sometime soon I will), but this is a bad practice. If you want to tell a transcoder to do something, wouldn't it be better just to send it a message? Then it could acknowledge the message, and you would have an audit trail. What if someone puts a file in a watch folder, and then deletes it after the transcoder has started the job? How does the transcoder know you are done writing the file into the watch folder?

Getting back to issue number one, training may help you learn about patterns and anti-patterns without incurring the scars of practical experience.

### Communication is key

Management may not be aware you are serving in this capacity. This is a problem because you are essentially performing two jobs for the price of one. Not only that, but when you make requests related to system administration, your manager may have a difficult time understanding what is behind your request. This might not only hurt you, but it may hurt the manager and the company (the law of unintended consequences). It is much better if everyone, especially

your manager, understands that the business has changed, and that system administration is now a formal part of your job description. If you have found that system administration has crept into your job over the past several years, be sure your manager is aware of this.

As stated earlier, there is probably already someone in your organization who is the "real" system administrator; he or she is likely located in the IT department. This can cause no end of problems. Again, communication is key. I have seen many a good broadcast engineer get caught up in the turf war between IT and broadcast technology. If the organization is not clear about roles, then top management may question why in the world two IT departments are needed. As a broadcast engineer, it may fall to you to help educate your manager about the role you have found yourself in and how that differs from regular office IT.

Lastly, if you find yourself in the role of system administrator, please remember you are there to serve the needs of the organization; don't become a pain. Sometimes people who are in charge of systems treat these systems as their own personal kingdom. You will do yourself and your career a huge favor if you keep in mind that, without the creative and business types who frequently use the systems we administer, we would be out looking for work. **BE**

*Brad Gilmer is president of Gilmer & Associates, executive director of the Advanced Media Workflow Association and executive director of the Video Services Forum.*


? Send questions and comments to: [brad.gilmer@penton.com](mailto:brad.gilmer@penton.com)



We put our heart in to it  
and all our wisdom.

**SDT ULTRA HE (High Efficiency) SERIES**  
grants a System Efficiency over than 35%avg.

This is the way we draw the future.



High Efficiency **reduces** the management cost and helps the environment. ☺



SCREEN SERVICE BROADCASTING TECHNOLOGIES S.p.A.  
Via G. Di Vittorio, 17 - 25125 Brescia  
Tel+39 030 57831 - Fax +39 030 578388  
info@screen.it - www.screen.it

SCREEN SERVICE AMERICA LLC  
6095 Nw 167TH Street, Suite D-10 - Miami, FL 33015;  
phone +1 (305) 826-2212 - fax +1 (305) 826-2290 Usa Toll Free 1-888-522-0012  
info@screenservice.net - www.screenservice.net

SCREEN SERVICE DO BRASIL  
Av. Dos Alecrins, 740 Dist. Industrial CEP 37550-000, Pouso Alegre - MG Brasil  
Phone: +55 35 21023100  
info@screenbrasil.com.br - www.screenbrasil.com.br

> SDT 103UM-W ARK-6 ULTRA HE.  
Liquid Cooled Version, with Dual Driver.

DVB-T/T2: output power 5.2KW rms,  
power consumption 14,5KW avg.

ATSC: output power 7.2KW rms,  
power consumption 20,5KW avg.

In cooperation with



**OpteleX**

Optical and RF Engineering

# Grab your gear

News photographers need to balance their gear loads.

BY BRYAN C. FRANK

I am a news photographer. I go out with a camera and a microphone to record images and sound for a television newscast in the Los Angeles market.

It has always been my experience that my job is easier when I have the right tools. That said, a problem I face is that every story is different, and sometimes bringing the right tools in addition to the camera and microphone is a difficult choice to make. As much as it might be nice to have a magic bag that can hold all of your specialized widgets, gadgets, cables and other assorted goodies collected over the years, it (in my experience) doesn't exist.

So, it pains me to admit, but we're physically limited as far as how much we can carry. In other words, while it's not an absolute, get used to the idea that you can't always take it with you. Carry what you might need, but you have to find your own sweet spot.

## The gear spectrum

It is possible to travel light with just a camera and microphone. At the opposite end of the spectrum, however, you'll find the "kitchen sink" photographers. They are the human embodiment of "be prepared." They drive the overloaded van, carry an oversized fanny pack and fear being caught with only eight BNC barrel connectors. That said, naturally, I'd never poke fun at them since I've been saved once or twice (OK, maybe a dozen times) by the shooters who do carry everything.

Certainly, there are items that are not optional. The tripod is optional (no, Rembrandt, you don't *have* to have one), but the camera and a microphone are not. Also, don't forget an extra disc, tape or memory card (or whatever you're recording on), and spare batteries for the



Today's video journalists range wide on the "gear spectrum." Some travel with just a camera and microphone. Others fit the "kitchen sink" mold. Multi-tools and packing just the "needs" can help achieve a gear balance.

camera and wireless mic transmitter. (I think we've all learned this from experience.)

The further the walk back to the truck, the more precaution one should take not to lose recording ability. Wireless audio technology is pretty reliable, but never is it 100-percent guaranteed. XLR audio cable has saved more than one interview.

If you look into my bag, you'll find a pocket multi-tool — the kind that has knife blades, screwdrivers and unfolds into a pair of pliers. Just be careful about carrying it all the time. I always stop carrying it each time I lose one to an airport security checkpoint. And, of course, I'll buy another one when I'm caught without and need it in the field. Also, I keep an LED mini-flashlight as well as a headband hands-free LED light.

## Digital age

If you've looked around recently, you might have noticed the broadcasting industry has its feet firmly planted in the digital age. My station

converted to Sony XDCAM disc-based acquisition more than five years ago. We've also slowly begun migration towards SD card solid-state recording media. Shooting on disc and having the availability of a nonlinear edit system in the field has prompted my own purchase of two items that people cutting tape-to-tape never needed — a USB thumb drive and a portable 500GB external USB hard drive.

Both drives allow me to transfer and archive edited stories without having to hook up a laptop. They also give me the ability to copy and transfer visual digital material from other computers. I first used a 4GB thumb drive that would get me through most transfers, but I recently picked up a 32GB replacement because, apparently in storage, size matters.

As long as I'm talking about the more gadgety items in my life, I might as well admit that even though I'm a long-time PC user, Apple products have crept into my world.

Yes, an iPhone and iPad have become nearly indispensable to me.



They're like the Swiss army knives of the digital age. I use them for GPS and general information on a daily basis. They're good for taking notes and offer another option for text or social media communication. In a pinch, the iPhone can (and has) serve as a backup video camera. They're not mandatory, but they can sure make the day easier.

A multi-format USB memory card reader also is handy to have. I've taken digital still shots and video into our computer from pocket cameras and even cell phones. I also still carry a set of cables that adapt RCA (standard consumer audio/video connectors) to BNC/XLR (standard grownup connectors). I'm just finding that I use cables less frequently.

Not everything one carries is a technical piece of gear, however. Should you ever get stuck on a fire or snow story miles from home, you'll quickly learn to keep handy a toothbrush.

**Travel**

I have my passport with me at all times because I really hope to someday hear the news director yell for someone to jump on a plane somewhere (heck, anywhere, I'm not picky). On the travel front, I keep separate bags

packed — one with fire and safety gear and one with an assortment of clothes for different climates. We happen to cover a wide geographic area. It might not be snowing in downtown Los Angeles, but we have mountains and ski resorts within easy driving distance.

Again, you can't take it all with you, but sometimes a breaking news story isn't over by the end of

**You can try to plan for every scenario, but there's always going to be some limit on what you can carry.**

a shift; i.e., you may not expect to spend a night away from home, but it happens.

I've shopped at grocery stores, gas stations, convenience stores, truck stops and just about anywhere open 24 hours for all things personal-hygiene related. I've also found myself to be much less picky about truck-stop fashion in single-digit weather.

You can plan, pack and try to anticipate every possible scenario, but there's always going to be some practical limit on what you can carry.

At the end of the shift, I think it's not so much about the tools and gadgets we use to get our jobs done; it really depends on the resourcefulness of the person doing the job. Regular people like me go out and make it happen. It's not always easy. Sometimes, we have the right tools, and other times we have to do what we can with the equivalent of two sticks, chewing gum and rubber bands. The point I'm making is that good news photographers will make air regardless of the gear they have or don't have.

**Summary**

In closing, I am not the guy who carries a ton of gear to every story. But, I also don't want to be the guy missing needed tools. As a photographer, what I pack is up to me, and I just want to have what I need to handle most situations. It's called the sweet spot, and it is where I think you'll find the best news photographers. **BE**

*Bryan C. Frank is a news photographer in the Los Angeles television market.*



**Stay CALM with StreamScope**

StreamScope® MPEG analyzers and audio loudness monitors help you meet the challenge of CALM Act compliance. With these state-of-the-art tools from Triveni Digital, you can monitor loudness and dialnorm levels in real time, perform CALM spot checks, create CALM reports with video thumbnails, view audio buffer graphs, and more.

**+1-609-716-3535**  
**www.TriveniDigital.com**  
**calm@TriveniDigital.com**  
**triveni**  
**DIGITAL.**



# An introduction to LTFS for digital media

The open standard can benefit content producers.

BY RAINER RICHTER

**W**e live in an age where content is king. For the entertainment and media industry, the majority of this content is now produced in digital form, and virtually all of this content has digital distribution; that content is now digital data. Protecting that content, the lifeblood of this industry, with the right data storage system is more important than ever.

is useful if the tapes are to be sent off-site, archived or shared with a variety of recipients.

The LTFS standard was adopted by the LTO Program in April 2010. It is an open format and software specification that supports simpler and new ways to access data on tape. Although the tape model hasn't changed dramatically over the years, the speed, storage density and features of data tape have improved significantly,

It has no application software dependencies, offers support for large and numerous files, and often can have a lower total cost than traditional managed tape storage.

## How LTFS works

LTFS consists of a software driver and the format specification. Drivers, some free and open source, are available for various operating and tape systems from the tape hardware vendor websites.

The format is a self-describing tape format and defines the organization of data and metadata on tape. Within the partitions, the tape contents are still stored as usual, as blocks of data and file marks. Files are mapped by LTFS to a hierarchical directory structure.

LTFS uses media partitioning, where tape is logically divided "lengthwise" into two partitions:

- *Index partition:* Contains file system info, index, metadata.
- *Content partition:* Contains the files/content bodies.

The standard LTO-5 tape cartridge is segmented into two partitions, one for the index and one for the data, so the index partition can be modified as needed without affecting the append-only data partition. This creates a self-describing tape where a user can see the tape cartridge and its contents in the operating system directory tree browser and can copy, paste or drag and drop files/folders to and from the tape. Similarly, applications can access the data on tape directly, unaware they are using tape, though there may be differences in latency inherent to tape.

When the tape is inserted and mounted in a tape drive, the

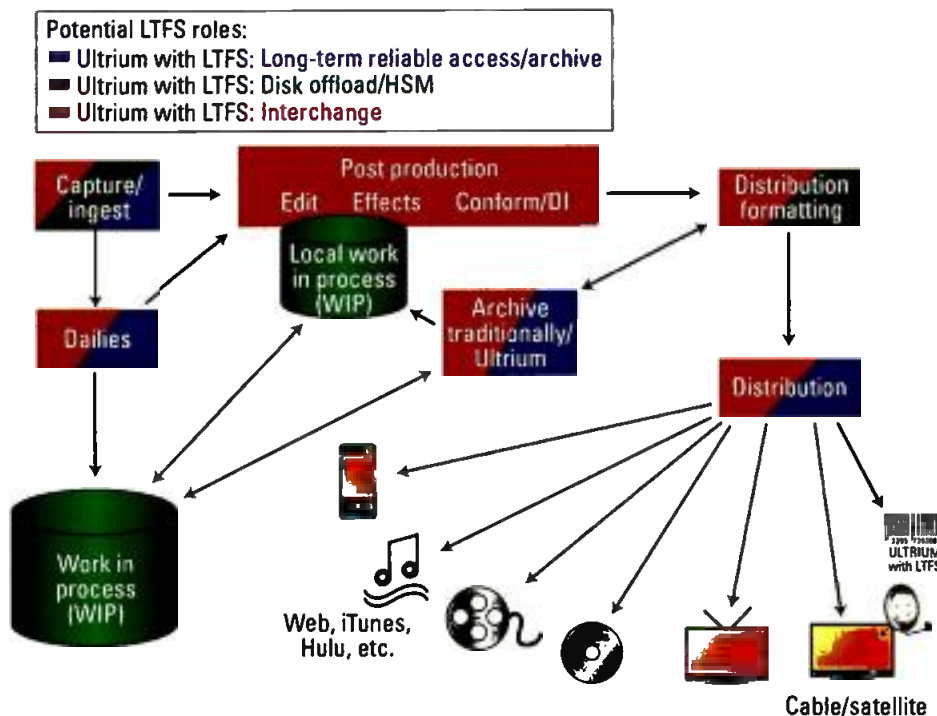


Figure 1. LTO tape is already firmly established in the media production environment. For production, LTFS efficiently supports several important requirements such as camera media reuse, backup, transport, direct access to data and archiving.

Tape is already firmly established in the media production environment whether to secure on-set content or for long-term archiving. LTFS broadens LTO technology usefulness by being easier to use and more robust. The open and self-contained LTFS format

ultimately providing reliable and inexpensive storage as a sequential storage medium. With LTFS, accessing files stored on the LTFS-formatted media is similar to accessing files stored on other forms of storage media, such as disks or removable USB flash drives.

# VISTA I COMPACT


DIGITAL MIXING CONSOLE

Quality you can  
afford and rely on.



Compact, self-contained and refreshingly affordable, Vista I is the feature-packed broadcast sound mixing console you can afford and rely on.

- 22 and 32-fader versions
- Intuitive operation
- Flexible I/O options
- Super-charged workflow
- Powerful surround sound mixing
- Built-in USB jingle/spot player



All I/O is integrated within the control surface and includes 32 mic/line inputs, 32 line outputs, 8 AES inputs, 8 AES outputs and slots for optional I/O expansion including MADI, ADAT, etc.

Find out more at [studer.ch](http://studer.ch)

**STUDER**  
by HARMAN

information in the index partition is read and cached in the workstation's memory. From that point on, the index is accessed and updated in the workstation memory for fast performance and so the tape head can stay positioned in the content portion of the tape to more quickly access files or write new ones.

As the tape is used, the index is updated in the workstation memory for fast performance, eliminating the need to go back to the beginning of the tape. To protect the index, LTFS periodically copies the index from the workstation's memory to the data partition. When the tape is done being used (unmounted), the index is copied one more time at the end of the data partition, the tape is rewound and then the index is written twice to the index partition. Essentially, there are multiple copies of the index on tape for restoring in the unlikely event the index partition index is not usable or if a user wants to roll back the tape to a previous version.

For instance, you may want to restore it to the way the tape appeared last Monday by choosing an index from that date. In some tape library implementations, the tape cartridge's indexes are cached to a server disk for fast searching without having to remount the tape cartridges. LTFS also supports extended attributes, which enable custom file metadata.

### Workflow

LTFS opens up new opportunities for media and entertainment storage and distribution, providing support to media workflows. LTFS directly affects two major trends having significant impact on media and entertainment companies and digital media producers: the shift to file-based workflows and increasing storage demands.

With the advent of digital technologies, moving image (video and film) content producers and distributors are transitioning from analog/linear workflows based on film or videotape technology to digital/

nonlinear workflows based on the manipulation of data files. Many organizations have already completed this transition. This has been commonly referred to as "moving to a tapeless workflow," though it is more accurate to call it moving to a "videotapeless" workflow.

The other fact of life in media and entertainment is the demand of ever-increasing visual resolution and complexity (HD, 4K, 3-D, etc.) creating more and larger files that must be managed. Keeping hours of such media online on disk quickly becomes cost prohibitive. LTO tape, especially with LTFS, can address the challenge. LTFS can work with LTO hardware-based lossless compression, which can provide bandwidth and capacity benefits depending on the data content.

### Production

LTO tape is already firmly established in the media production environment. (See Figure 1.) For production, LTFS efficiently supports several important requirements.

- *Camera media reuse:* Digital cameras encode motion images directly to SSDs or removable disks in the camera. These media are quite expensive (three to more than 350 times the equivalent media cost on LTO). Fast transfer of their contents to tape with LTFS enables reuse of this expensive media, reducing the number of SSDs or disks that must be purchased or rented.

- *Backup:* Backup of daily footage to LTO tape is a common requirement as the loss of a day's worth of production is costly. LTFS facilitates backup by enabling small portable independent systems to easily write daily content to tape.

- *Transport:* The density and cost of LTO-5 tapes with the self-describing capabilities of LTFS combine to create an effective transport medium. Large amounts of data can be sent more quickly and economically than network-based transmission methods. This is especially compelling for digital

productions, which can produce terabytes of data for every day of shooting. The encryption features of LTO tape help secure the data in transit.

- *Economic direct access to data:* For any file-based production workflow, an LTFS-enabled tape drive can feed workstations or networks with content directly and relatively quickly, similar to a disk and unlike most traditional tape systems. An application via the operating system always has a direct and persistent view of a mounted LTFS tape and the files it contains. Consequently, in a workflow where access to a file is expected to be fast but not instantaneous, such as a stock footage collection or archive footage of an ongoing news story, an LTFS tape is an effective and economical choice for storage.

- *Archive:* LTFS-formatted tapes can be easily imported into an LTFS-compatible archive by simply reading the index and adding the file metadata to an archive manager's catalog. Conversely, traditional systems that use separate media for transport and archive require all the data be recopied. With LTFS, there is no need to read the much larger data partition or transfer the data to other storage media. The transport media and the archive storage media are one and the same under this scenario. The "import bandwidth" of tapes being added directly to a library *en masse* far exceeds any system that requires movement of the actual data.

These are just a few of the ways that LTO tape technology and LTFS are transforming production and storage in the media and entertainment industry. These excerpts and additional details are available in a white paper titled "LTFS Hits the Mark in Media & Entertainment: An In-Depth Introduction to LTFS for Digital Media" provided by the LTO Program at [www.ultrium.com/whitepaper](http://www.ultrium.com/whitepaper) or at [www.mediatechmarketpartners.com](http://www.mediatechmarketpartners.com). **BE**

---

Rainer Richter is a principal of Media Technology Market Partners.



See TSL Professional Products at IBC 2012  
Stand 10.B41

[products@tsl.co.uk](mailto:products@tsl.co.uk)

bexel

[prosales@bexel.com](mailto:prosales@bexel.com)

## Precision Audio Monitoring for Engineering and Creative Operators

TSL designs and manufactures leading edge Audio Monitoring Solutions to enhance your workflow and to help make program creation easier.

### NEW PAM PiCo - Audio and Loudness Meter

- Compact 'at-a-glance' audio and Loudness Metering

Both simple and easy to use, PAM PiCo puts high quality metering within easy reach of anyone involved in sound production, from operators working throughout the broadcast chain, to music technicians and record producers.

- 3 models: Stereo, Multichannel or Surround Sound from analogue, AES or embedded SDI signal sources
- ITU, EBU, ATSC and ARIB loudness measurements as standard
- Extensive choice of user-selectable bargraphs and moving coil emulation
- Revolutionary Starfish™ surround display provides an image of the 5.1 energy field

<http://www.tsl.co.uk/download/tsl-pico-datasheet.pdf>



### NEW Touchmix Pilot

A brand new concept in audio monitoring and mixing, the AVM-T-MIX Pilot remote desktop and rackmount host empowers creative users with 'lean back' operation whilst maintaining the same functionality as the rackmount AVM-T-MIX. It provides one-touch access to any analogue or digital audio source. Developed for operation with TSL's ground-breaking AVM-T-MIX (Touchmix), as well as other I/O devices.

- One-touch access to any analogue or digital audio source
- Mono, Stereo and Multichannel Format Compatible
- Allows for the adjustment of levels and balance
- Multichannel Audio Channel Mixing
- SDI, AES and Analogue Inputs

[http://www.tsl.co.uk/download/TSL\\_T-MIX\\_Datasheet\\_PRINT.PDF](http://www.tsl.co.uk/download/TSL_T-MIX_Datasheet_PRINT.PDF)



### NEW PAM2 MK2 - Precision Audio Monitoring Platform

- offers very latest in Dolby® decoding technology

Delivering a new set of critical features for concise monitoring of multichannel audio for numerous positions along the broadcast chain including master control, QC, TX, playout, Director, Floor Manager, Producer, Editor and more...

- SDI output connection to export display information to an external video monitor
- Front-panel USB port for preset save/recall
- Ethernet port for network connectivity to Web browsers and system management software applications
- PAM2 MK2 is one of the first audio monitoring solutions to feature Dolby's CAT1 100 module, to enable comprehensive decoding and monitoring of Dolby audio formats used throughout the HD broadcast chain

The new platform is built upon TSL's existing award winning PAM2 features, which include loudness-compliance monitoring and programmable audio delay to cancel the impact of video latency.

[www.tsl.co.uk/download/TSL\\_PAM2\\_MK2\\_Datasheet\\_PRINT.PDF](http://www.tsl.co.uk/download/TSL_PAM2_MK2_Datasheet_PRINT.PDF)



### Audio Monitoring, Tally Systems and Power Management solutions

All products available from stock in the USA. Email: [prosales@bexel.co.uk](mailto:prosales@bexel.co.uk)

Please contact our partner BEXEL for more information: Tel: 800-842-5111 or 818-565-4339

To speak to TSL direct, please contact us: TSL: +44 (0)1628 676 221 Email: [products@tsl.co.uk](mailto:products@tsl.co.uk)

[www.americanradiohistory.com](http://www.americanradiohistory.com)



© Dolby is a registered trademark of Dolby Laboratories


# Special

From Broadcast Engineering



## AUDIO TECHNOLOGY

# Report



CONSOLES AND MIXERS .....	34
THE FORUM: COMPARING LOUDNESS METERS, PART 2 .....	44
WHITE SPACE MANAGEMENT .....	53
IMPROVING LOUDNESS CONTROL .....	57

# Consoles and mixers

BY GARY ESKOW



Shown here aboard a Telegenic OB truck, the Calrec Apollo console allows users the option to output LtRt phase-encoded signals directly from the console's main outputs.

**C**onsoles sit at the center of every recording and broadcast project — in the studio, in the field, routing and processing audio. But, although technology has developed significantly, the role of the console has remained fundamentally consistent for the last 75 years or so.

As with every other class of equipment manufacturers, however, companies that build boards must keep listening to their clients. Are audio engineers asking for new feature sets? What will the next generation of consoles look like? Representatives from some

**"Analog snakes in TV broadcast are almost an extinct reptile. Multichannel digital connections over fiber and copper, such as MADI, are the evolution of the species." — Piers Plaskitt, Solid State Logic CEO**

of the top console manufacturers spoke with *Broadcast Engineering* and shared where this key industry is in 2012 and what changes consumers and the industry might look forward to in coming years.

*Broadcast Engineering:* In the 1990s, digital audio workstations began including consoles as

part of software packages. Are we beginning to see a push back in the area of console design? Specifically, can we expect to see consoles that host third-party plug-in processors?

**Piers Plaskitt, Solid State Logic CEO:** "It's arguable that a digital audio workstation and a digital console are built from the same pieces; i.e. a control surface, I/O and digital processing. However, the console is optimized for scale, performance and control, with short latencies and good hands-on operability. A digital audio workstation is designed to be screen-, keyboard- and pointer-controlled and should be optimized for editing and cost, with a modest amount of I/O. The technologies may be similar between each, but the applications and performance of each are quite different."

**Phil Owens, Wheatstone Eastern U.S. sales manager:** "Only in a pure production environment. Live boards typically have feature sets (mix minus, IFB, delays) that music production boards lack, and music production is where things like WAVES plug-ins are most helpful. Some of our competition implements some control over DAWs through the Mackie HUI protocol, but that doesn't allow for plug-in control. So, the distinction hasn't really blurred all that much. It's still a case of the right tool for the job."

**Andy Trott, Studer by Harman vice president and general manager, mixers, microphones, headphones:** "It's a question of workflow and personal choice. DAW systems are obviously used in the creation process, while the console is used alongside for production, but standalone in delivery."

*Broadcast Engineering:* Miles of analog snake being replaced by a digital matrix has brought large change to live audio production. What impact has this had on console manufacturing?

**Henry Goodman, Calrec Audio head of sales and marketing:** "Network technologies allow hundreds of audio signals to be transferred in both directions along a single connection. At its simplest, a densely packed I/O box can be located anywhere it is required and



## Integrated Real-Time Solutions for Studios, Mobile Productions & Stadiums



### SIGNAL TRANSPORT & ROUTING

- MEDIUMNET  
Fiber-based Real-Time Media Network
- ROCKNET  
Performance Audio Network
- PURE **NEW**  
Heavy-Duty Tactical Fiber Cable
- SMART RACK **NEW**  
Modules for RF-over-Fiber, CWDM & WDM Multiplexing/De-Multiplexing
- RILINK  
Global Fiber Service

### VIDEO PROCESSING

- Up- /Down-/ Cross-Conversion
- Quad Split
- Frame Store Synchronizer
- Embedder/De-Embedder
- Test Pattern Generator
- On-Screen Display
- Timecode Insertion & Display

### INTERCOM

- ARTIST  
Digital Matrix Intercom
- PERFORMER  
Digital Partyline Intercom
- ACROBAT  
Digital Wireless Intercom

### TWO-WAY RADIO

- RIFACE  
Universal Radio Interface
- JUGGLER  
TETRA Radio Interface
- AIR / PRO / MAX  
Radio Headsets
- MOTOROLA  
Two-way Radio Rental



**Shown here in the DutchView DV8 OB van, a Studer Vista 9 console is part of the production package built for both low- and high-end productions.**

only one single connection (or two for redundancy) needs to be made back to the audio desk in order to send and receive signals.

“A smart system design allows us to create massively scalable networks where all resources are available to any client on the network. For the user, it’s fantastic. You simply find a source on the network and connect it to a destination with a few button presses. It doesn’t matter where on the network the source and destination are, or how many matrices the signal has to pass through. All of the internal routes are managed for you and created instantly.

**“There is still some resistance to moving away from a traditional audio operator mixing on a console because of the nature of live TV. Moving to automation doesn’t wave a magic wand over many day-to-day audio level problems.” — Phil Owens, Wheatstone**

“But, this technology goes way beyond simple routing. Complex access rights management, I/O aliasing for effortless movement between studios, flexible virtual patchbays and integration with broadcast control systems all contribute to incredibly powerful systems that were either not possible, or simply unmanageable with traditional patch bays.

“In terms of the impact on console design, it makes sense to integrate all of this smart network technology into the heart of each mixing desk. The desk becomes a client of the network, and user operation is designed around accessing shared, remote resources. All of this smart network technology is purely an enabling technology, though. A mixing desk’s primary job is to process and mix audio; it should behave like an audio mixer. It should not be an audio router with some

processing capability bolted on. It needs to be designed around the workflow and requirements of a human audio engineer, not an IT technician.”

**Andy Trott:** “In a broadcast scenario, the sources all feed a central location where the stagebox would be located — where all the XLRs and other format connections are made. There are already numerous digital audio formats reaching this point. Much of a broadcast infrastructure may well be already using AES or SDI for signal distribution, so analog snakes are already rare, except in a fly-away system used for location live production, for example.”

**Piers Plaskitt:** “Analog snakes in TV broadcast are almost an extinct reptile. Multi-channel digital connections over fiber and copper, such as MADI, are the evolution of the species.”

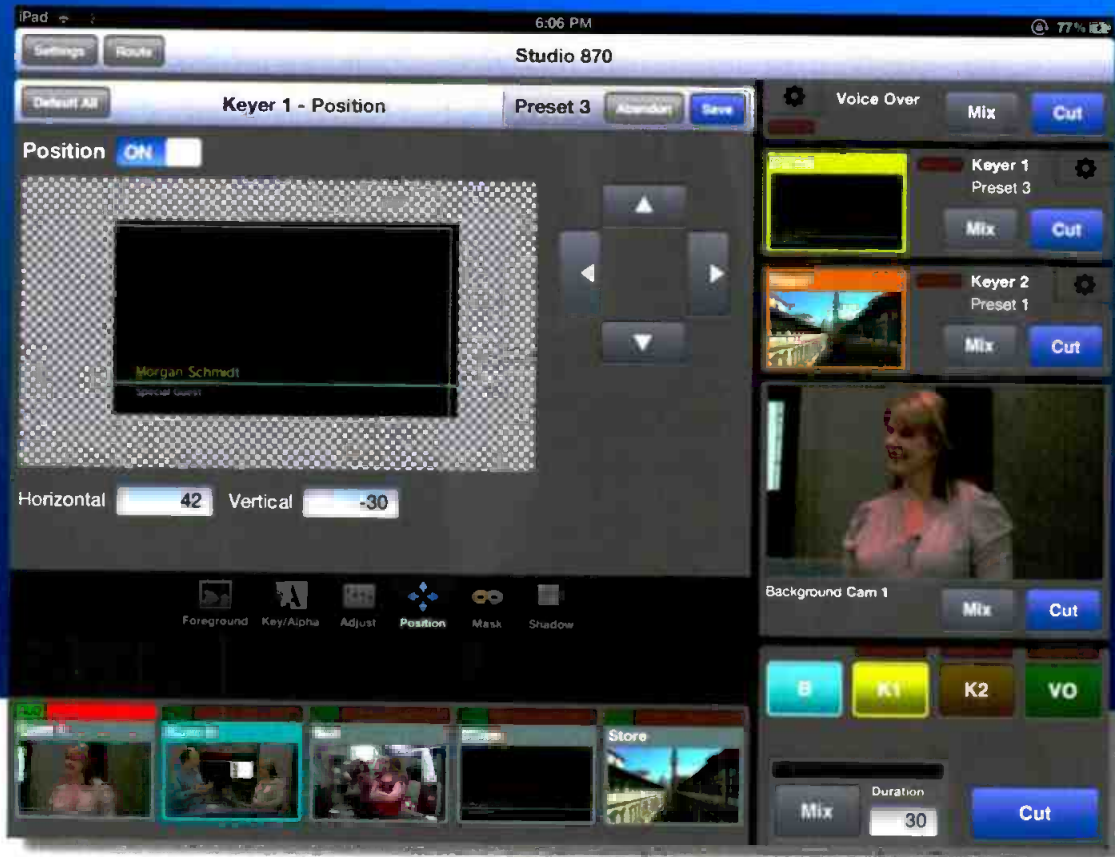
*Broadcast Engineering: What new features are users asking for?*

**Andy Trott:** “The obvious topics these days are based around workflow, loudness monitoring, remote control and AoIP.”

**Piers Plaskitt:** “They are asking for more ‘intelligent’ products that are simpler to integrate and cost less money.”

**Phil Owens:** “We’ve been asked for the


# New Keying and Layering Technology



**Introducing the new, award winning Avenue Layering Engine – multi layer keying that’s just right for branding, small master control, flypacks and trucks. There’s a frame sync on every input so go ahead and use sources that aren’t genlocked. And the extraordinarily intuitive iPad™ control gives you new freedom in switching a show or event.**



Two, independent linear keyers, program/preset background transitions, audio mixing, voice over and breakaway, make it an agile and flexible solution for combining audio and video content. Inputs can be driven by SD, HD or 3G SDI signals from cameras, remote feeds, character generators, graphic and stillstore systems, and video servers. Realtime processing, low latency and serial control make it easy to integrate into your next project.



**ENSEMBLE**  
DESIGNS

+1 (530) 478-1830

[www.ensembledesigns.com](http://www.ensembledesigns.com)

[www.americanradiohistory.com](http://www.americanradiohistory.com)



The "multipurpose" room at MSG Media's facility, in New York, houses the Solid State Logic C100 HDS console. The board's primary use is for live audio mix, voice-over and SAP.

ability to de-embed SDI audio, and also for MADI I/O. With the approaching CALM Act deadline, we are also seeing requests for integrated loudness metering solutions using the LKFS scale."

**Henry Goodman:** "More often, users are requesting features that simplify their workflow. They want facilities to provide clear and concise information about the state of the system and the ability to quickly track down any issues. Integration with external control systems are important, as is remote control of desk parameters. Labor-saving devices such as automixers are becoming more popular, allowing engineers to focus on the more complex and artistic qualities of a mix."

*Broadcast Engineering: Have you noticed any changes in broadcast production, and if so, do they influence console design? What differences are there between live mixing in surround and stereo, and how has the advancement of surround sound changed the way consoles are built?*



TVU networks

TVUPack™

## Go Anywhere

### Broadcast live in HD from a 3G/4G wireless video uplink backpack

- Transmit in SD or HD over multiple 3G/4G, Wi-Fi, WiMax & BGAN connections
- Capture news from locations your ENG/SNG/OB van can't reach
- No waiting — go live in seconds with fast start up
- Sub-second latency



Scan or  
TVUPack.com



Video Switcher  
**HVS-390HS**

HD/SD Frame Rate Converter  
**FRC-8000**

HD/SD/Analog/PC Mixed High Resolution Multi Viewer  
**MV-3200**

# FOR-A ALL STARS

LTO-5 Video Archiving Recorder  
**LTR-100HS/120HS**

**VRCAM2**  
 Powered by BRAINSTORM

Sensorless Virtual Studio System  
**VRCAM2**

3G/HD/SD Multi Purpose Signal Processor  
**FA-9500**

HD Variable Frame Rate Camera  
**VFC-7000**  
 "Flash EYE"




HD/SD 1 M/E - 2 M/E Video Switcher

## HVS-390HS

"HANABI" **NEW**

### Yet More Innovations in Video Switching

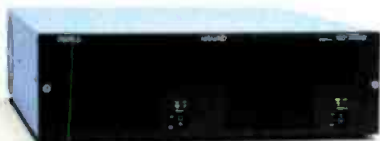
The 1 M/E HVS-300HS revolutionized the world of compact video switchers in 2008. In 2010, the 1.5 M/E HVS-350HS switcher continued that trend, with its enhanced functionality and increased performance. The advancement of the HANABI series continues to this day. And in 2012, a new-generation video switcher will be introduced and is anticipated to make another breakthrough. The new HVS-390HS video switcher will come in sizes from 1 M/E to 2 M/E. Even easier to use, it has evolved to become more powerful, while maintaining all of the highly acclaimed functionality of the HVS-300 series. The evolution of the HANABI series continues.



HVS-3920U



HVS-3910U



HVS-390HS Main Unit

[www.for-a.com](http://www.for-a.com)

- Head Office (Japan) Tel: +81 (0)3-3446-3936
- USA Western (CA) Tel: +1 714-894-3311
- USA Eastern & Midwest (NJ) Tel: +1 201-944-1120
- USA Southern (FL) Tel: +1 305-931-1700
- Latin America & Caribbean (FL) Tel: +1 305-931-1700
- Canada (Toronto) Tel: +1 416-977-0343
- UK (London) Tel: +44 (0)20-8391-7979
- Italy (Milan) Tel: +39 02-254-3635/6
- Middle East-Africa (Dubai) Tel: +971 4-887-6712
- Korea (Seoul) Tel: +82 (0)2-2637-0761
- China (Beijing) Tel: +86 (0)10-5170-9870

**Continuous Innovation**

SURE,  
THERE'S A  
COMPLIANCE  
BUTTON.

ACOUSTIC

IT'S CALLED  
"ON".

F1

F2

F3

F4

WHY CHOOSE LINEAR ACOUSTIC  
QUALITY AUDIO?

So your viewers like what they  
hear (and you like the FCC not  
hearing from them).

LINEAR ACOUSTIC  
VIEWERS ARE LISTENING.



[www.LinearAcoustic.com](http://www.LinearAcoustic.com)

©2012 Linear Acoustic Inc. All rights reserved.

## Special Report

AUDIO TECHNOLOGY

**Phil Owens:** "Many small television stations have moved to production with varying degrees of success. There is still some resistance to moving away from the traditional audio operator mixing on a console because of the nature of live TV. Moving to automation doesn't wave a magic wand over many day-to-day audio level problems."

"All broadcast consoles have to handle 5.1 content in combination with stereo and mono

**"Productions are far more complex with more remote location feeds, multi-platform delivery and tri-media for TV, radio and online, and adding surround brings more challenges." — Andy Trott, Studer by Harman**

sources. 5.1 content usually comes from network feeds, while local content is typically stereo. A typical broadcast day will have a combination of both."

**Henry Goodman:** "A critical point in mixing for different multichannel formats is in the correct monitoring of the full width and various downmixed versions of the program. Integration of the monitoring system with the various decoders is vital in understanding how a mix will translate to the viewer in different listening configurations."

"In terms of constructing the mix, working with multichannel signals should, in general, be as simple as working with mono or stereo signals."

**Piers Plaskitt:** "Probably the biggest recent change in TV broadcast production, from a console perspective, has been the adoption of SDI and its associated embedded audio/video routing infrastructure. This means that audio consoles often need to de-embed and embed audio to/from SDI streams."

"The difference with live mixing in surround and stereo is that there is sound coming directly from behind your ears, and a console needs a way to allow the operator to manage working with and listening to these extra channels. This increases the complexity of the console's channel panning, bussing and central monitoring sections."

**Andy Trott:** "Productions are far more complex with more remote location feeds, multi-platform delivery and tri-media for TV, radio and online, and adding surround

challenges. Surround means six discrete channels to handle on the

*engineering: Have new technologies been recently to simplify the mix process and how do they affect console design?*

**Plaskitt:** "To create a mix-in surround, the console needs a way to position sounds on multiple busses. It must also be able to conveniently handle incoming surround preambles and monitor all the various mono, stereo and surround listening permutations. To this end, 'surround ready' consoles are equipped with 5.1 and 7.1 channels, as well as complex panning features on every channel. Consoles must also fold down from surround to stereo, to cater for stereo feeds. Designing a console to manage all of these complexities is mandatory if you're going to do multi-format mixing properly. So, yes, surround audio affects console designs considerably.

"Another development is automated balance control, which allows multiple console channels to be automatically adjusted so the levels deliver a consistent mix. This makes balancing a fast-paced talk show a much more straightforward process."

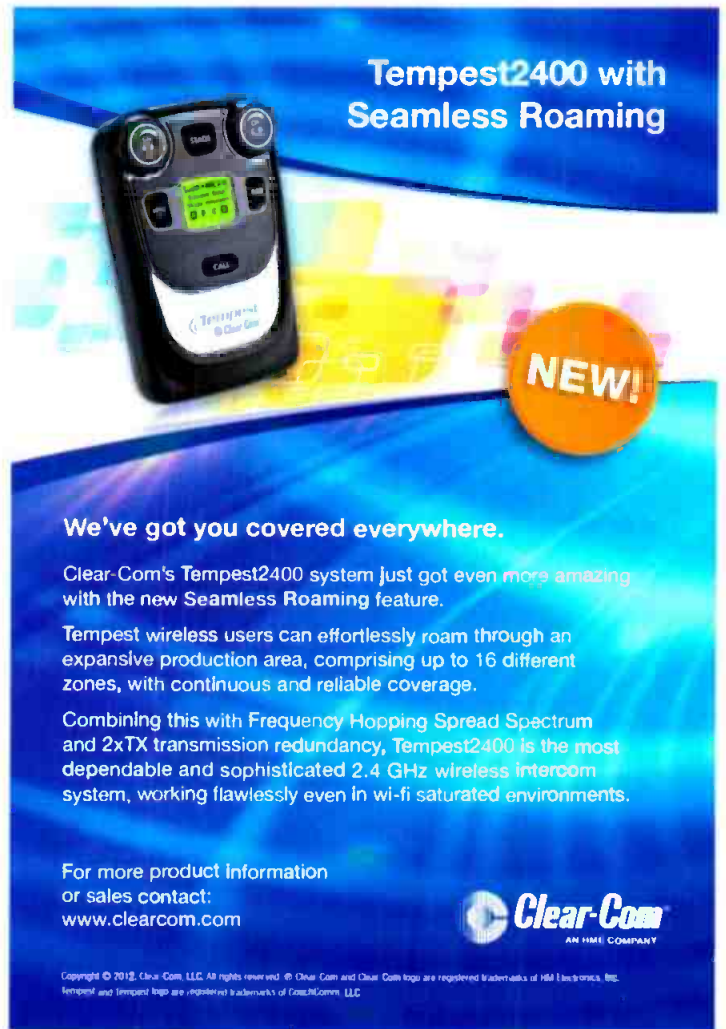
**Henry Goodman:** "Downmixing is an integral part of contemporary broadcast workflows. Various versions of the final mix are sent to different broadcasters and are used in different contexts, be it host transmissions or clean feed to other countries, for example. Some of these feeds are not required in

**"Designing a console to manage all of these [mixing] complexities is mandatory if you're going to do multi-format mixing properly." — Piers Plaskitt**

the original 5.1 mix, so a quick and effective method of turning this into a stereo mix had to be developed within the console.

"Left only/right only downmixes are mainly used for local monitoring — people in and around the facility who have stereo or mono monitors.

"Left matrix total/right matrix total is used for transmission. As LtRt can be listened to as stereo, or decoded back to surround, the same path can be sent to all consumers. If they have



## Tempest2400 with Seamless Roaming

**NEW!**


**We've got you covered everywhere.**

Clear-Com's Tempest2400 system just got even more amazing with the new Seamless Roaming feature.

Tempest wireless users can effortlessly roam through an expansive production area, comprising up to 16 different zones, with continuous and reliable coverage.

Combining this with Frequency Hopping Spread Spectrum and 2xTX transmission redundancy, Tempest2400 is the most dependable and sophisticated 2.4 GHz wireless intercom system, working flawlessly even in wi-fi saturated environments.

For more product information or sales contact:  
www.clearcom.com



Copyright © 2012, Clear-Com, LLC. All rights reserved. © Clear-Com and Clear-Com logo are registered trademarks of HMI Electronics, Inc. Tempest and Tempest logo are registered trademarks of Clear-Com, LLC.



## VPC Quick Connect HD Solutions

FOR THE AUDIO/VIDEO INDUSTRY

### HD Module

- Accepts up to 18 HD connections in one module
- With VPC standard 75 Ohm HD Coaxial Contacts to Belden 1855A and 1694A/F

### Hybrid Module

- Combines signal and power in one module
- Offers a variety of high density signal and power options




## 36 Consolidated Connections with 1/2 Turn Engagement

**VPC Virginia Panel Corporation**

vpc.com/iconhd



Shown here, the Dimension One unit installed at KOMO-DT, in Seattle, WA, is one of Wheatstone's flagship consoles.

5.1 decoders, it will decode it. If you hear stereo.

"Another benefit to LtRt is the ability to send 5.1 over two channels. Until relatively recently, it has been difficult to send more than two channels and keep them all time-aligned together, which is why DolbyE became popular in the pro environment. Transmitting two encoded channels also takes up less bandwidth than transmitting six discrete channels."

**Phil Owens:** "Advances in DSP silicon have enabled us to design extremely powerful mixing and processing cores that use significantly less power and occupy about one-third the space of previous designs. Today's consoles must do upmixing and downmixing: 5.1 content must be downmixed for feeds to stereo program and IFB outputs. Stereo and mono content must be upmixed and positioned for inclusion in 5.1 program outputs." ■

*Gary Eskow is a composer, journalist and project studio owner.*



# Tune into Brad on Broadcast

*Brad Dick*

**for an inside take on the industry's hottest topics**

Editorial Director, Brad Dick, hosts the blog and offers his viewpoints on key industry issues and those most affecting the magazine's readers. From technology to budgets, from competition to industry cutbacks, Brad tackles them all—and invites your feedback.

Armed with 18 years as a broadcast engineer and more than 20 years as a *Broadcast Engineering* editor, Brad Dick understands the challenges and needs that technical managers and engineers face. He's been on the front line, solved problems and learned from the experiences. Now he's sharing those thoughts in a weekly blog.

**Tune in to become a part of this critical industry conversation.**  
**<http://blog.broadcastengineering.com/brad>**





## Calm. Cool. Collected.

The T\*AP is an 8 channel processor (8x1, 4x2, 5.1+2) primarily designed for TV playout, ingest, production and post-production facilities.

Calm because I know we comply with the C.A.L.M. Act with the easy to set up T\*AP Television processor. Cool because I know that my audio mix retains its original character, without artifacts or digital noise. Collected because I know I can rely on Junger Audio processors, with 20 years industry leading experience.

- Loudness control according to EBU R128, ITU.1770-2, ATSC A/85 (ITU.1770-1)
- Detailed loudness monitoring and metering with optional LoudnessLogger GUI
- Multi-Loop Wide Band Adaptive Algorithm Design
- 3G/SD/HD SDI Embedded Audio optional
- Level Magic II = Adaptive AGC + Transient Processor
- Dynamics Section (Compressor / Expander)
- Spectral Signature™
- Brickwall True Peak Limiter
- Front Panel Operation w/Preset Recall
- Browser Interface based Setup and Configuration
- 8 Channel Processing + Stereo monitor input
- Front panel loudness meter compliant to EBU R128
- optional Decoder for Dolby Digital® / Dolby E®
- optional Encoder for Dolby Digital® (AC-3), Dolby Digital +®, Dolby E®, AAC, HE-AAC v.1 & v.2

# jünger

Tel: +49(30) 677721-0 [www.junger-audio.com](http://www.junger-audio.com) Exclusive US distribution: Group One Ltd Call: 516-249-1399 [www.g1limited.com](http://www.g1limited.com)



**D\*AP LM2 Digital Audio Processor**

2-channel Digital Audio Processor incorporating Version II of Junger Audio's renowned LEVEL MAGIC™ algorithm, which is compliant with all current broadcast audio loudness recommendations including ITU, EBU R128 and ATSC A/85.




**D\*AP LM4 Digital Audio Processor**

4-channel Digital Audio Processor incorporating Version II of Junger Audio's renowned LEVEL MAGIC™ algorithm, which is compliant with all current broadcast audio loudness recommendations including ITU, EBU R128 and ATSC A/85.

# THE FORUM:

## Comparing loudness meters, part 2

BY ROBERT ORBAN



**Different loudness controllers do not provide equally good subjective results even if they produce identical measurements on a loudness meter.**

**T**his article is the second and concluding part of an article in our Broadcast Forum focusing on an examination of loudness and measurement. Part 1 may be found in the August issue and on the *Broadcast Engineering* website at [www.broadcastengineering.com](http://www.broadcastengineering.com).

We continue our discussion with an examination of the results after automatic loudness control. Figures 1 (on page 46) and 2 (on page 48) summarize that data. (To present the data with optimum graphic resolution, the loudness scales are narrower than in last month's graphs.)

Both the loudness vs. time graphs and the histograms show the Orban 8685 controls loudness well, although the details of the meters' indications are different. Both the BS.1770 and CBS measurements indicate that most of the data points are in a  $\pm 1\text{dB/LK}$  window.

The peak CBS readings fit within a  $\pm 2\text{dB}$  window. The BS.1770 readings also fit within a  $\pm 2$  LK window — except for four short intervals, which appear as low-probability outliers in the left side of the histogram. These intervals correspond to dialog without background music and in the author's opinion illustrate a weakness in BS.1770-2: Based on our extensive listening tests, we have concluded that the meter does not effectively lock onto the A/85 “anchor element” (almost entirely dialog in the test material used to prepare this paper) and instead indicates that loudness increases when dialog level is held constant while underscoring or effects are added to the mix.<sup>10</sup>

### Problems with low peak-to-RMS ratio material

In the subjective testing to validate the BS.1770 meter, there were outliers as large as 6dB (i.e., the meter disagreed with human subjective perception by as much as 6dB<sup>11</sup>). The subjective testing to validate the CBS meter found outliers up to 3dB, although fewer items were used in this testing. We hypothesize that the fact that the worst-case error of the BS.1770 meter was substantially larger than that of the CBS meter is caused by the BS.1770 meter's not modeling loudness summation or the loudness integration time constants of human hearing. BS.1770-2 states:

*It should be noted that while this algorithm has been shown to be effective for use on audio programs that are typical of broadcast content, the algorithm is not, in general, suitable for use to estimate the subjective loudness of pure tones.*

We have noted that the meter tends to over-indicate the loudness of program material that had been subject to large amounts of “artistic” dynamic compression, as is often done for commercials and promotional material. In other words, the meter over-indicates the loudness of program material having an unusually low peak-to-average ratio, which, at the limit, approaches the peak-to-average ratio of a pure tone.



# THE WIRELESS MASTERPIECE.



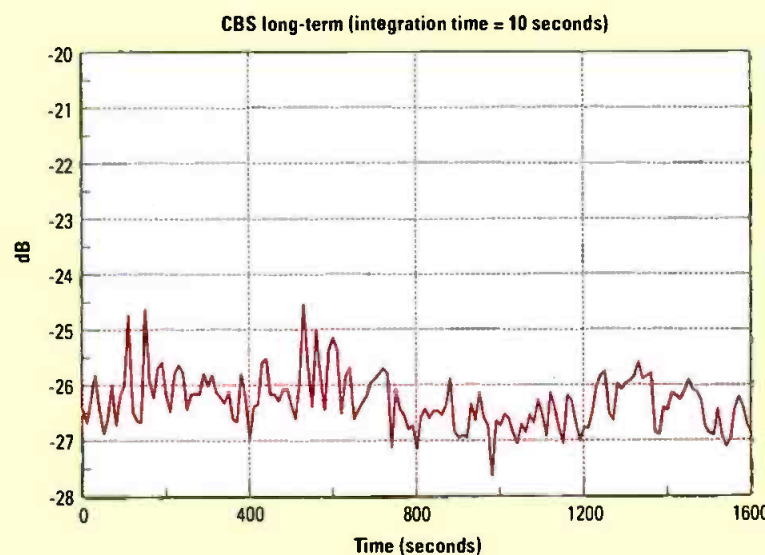
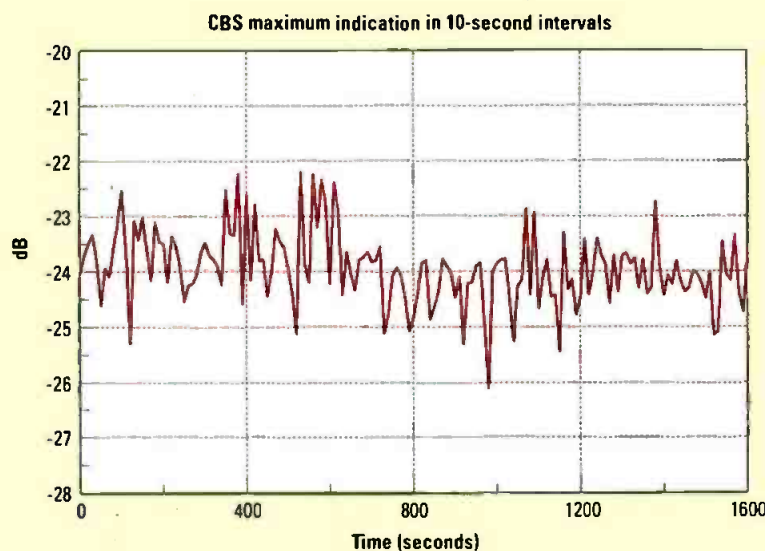
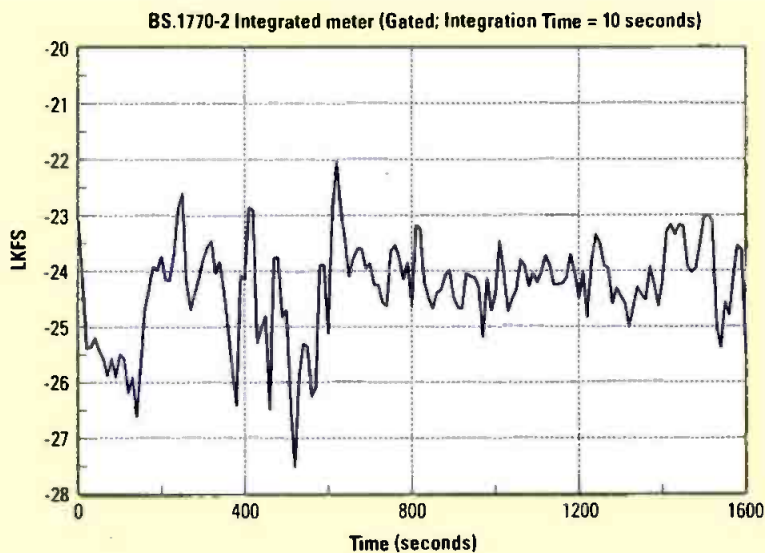
## DIGITAL 9000

A pinnacle of innovation, this is the best-in-class digital wireless system available and a future-proof investment. We're lifting the curtain.

DIGITAL 9000 – The Wireless Masterpiece.

[www.sennheiser.com](http://www.sennheiser.com)

 **SENNHEISER**  
The Pursuit of Perfect Sound



**Figure 1. Shown here is the peak output of the CBS and BS.1770 loudness meters in each 10-second interval as a function of time.**

We have encountered heated complaints by mixers<sup>12</sup> and producers who stated that such material, when “matched” to the loudness of the surrounding program material via the BS.1770 meter, is considerably quieter in subjective terms. In turn, this has constrained the ability of producers to specify the type of audio processing they had previously used to give this material excitement and punch. We hypothesize that this problem is related to the fact that BS.1770 does not accurately indicate the loudness of pure tones.

Some studies have indicated that when people are asked to assess the loudness of a given piece of material, they state that it sounds louder when underscoring or effects are added to constant-level dialog. The EBU has used these studies to justify the position taken in R 128 that a listener’s impression of total loudness is more important than dialog level<sup>13</sup>. In

**Dialog is the most important element in most television audio, and listeners do not want to turn down their volume controls every time that underscoring or effects appear under the dialog.**

our opinion, this misses the point. A more relevant question is whether viewers would want to turn down their volume controls to make dialog quieter when underscoring and effects appear. (In other words, whether effective TV commercial loudness control requires nothing more than applying gain control to commercials such that the BS.1770-2 “short-term” loudness<sup>14</sup> is always limited to 0 LK.)

Orban and Dolby Labs hold similar views. We believe that dialog is the most important element in most television audio and that listeners do not want to turn down their volume controls every time that underscoring or effects appear under the dialog. The popular Dolby LM100 loudness meter<sup>15</sup> in its current revision uses the same Leq(RLB) algorithm as BS.1770 but adds gating to eliminate non-speech material, including silence. The author has used the Dolby LM100 to measure the output of the Orban 8685 with a wide variety of speech material, and has observed that this material is almost always controlled within a  $\pm 1$ dB window as measured on the LM100.

This demonstrates the benefits of a dialog-centric measurement. Moreover, the author



## Imagine the Possibilities with Avid Motion Graphics

Your media is your lifeblood and Avid can help you use it more effectively than ever before.

Now available, next-generation graphics platform, Avid Motion Graphics™ leverages the latest advancements in real-time 2D/3D graphics production and playout to let you:

- Create stunning content that cuts through the visual clutter
- Quickly integrate graphics into your stories
- Get to air faster and easier

Find out how. Visit [avid.com/AMG](http://avid.com/AMG)

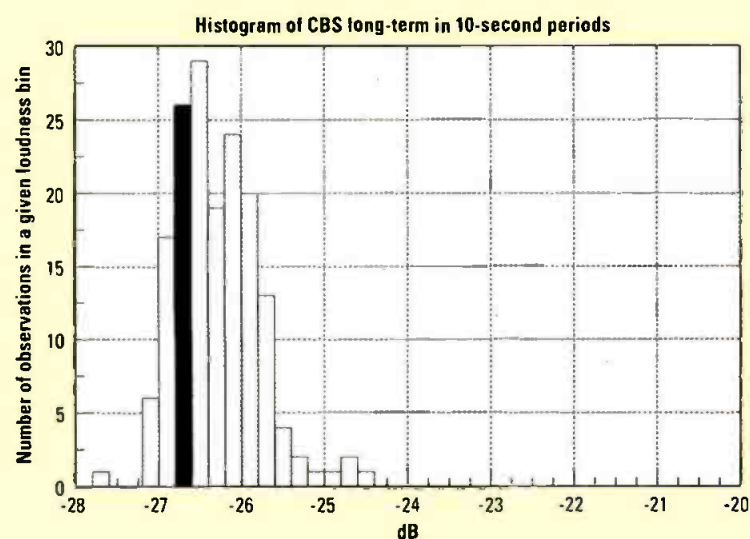
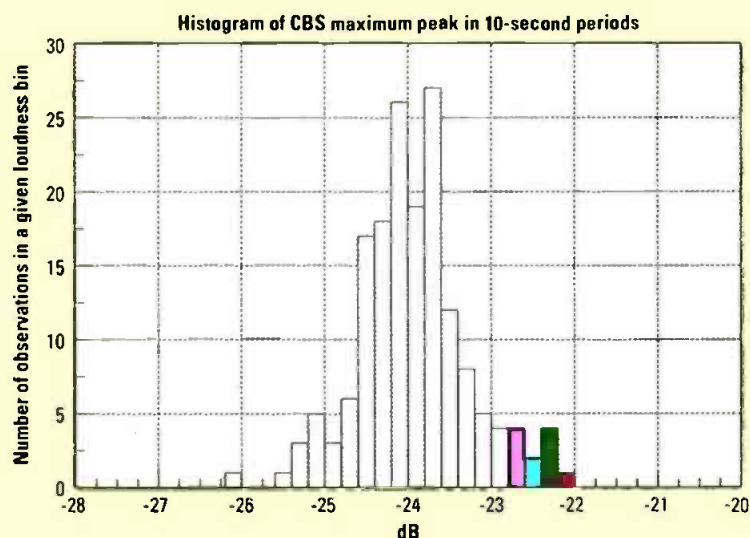
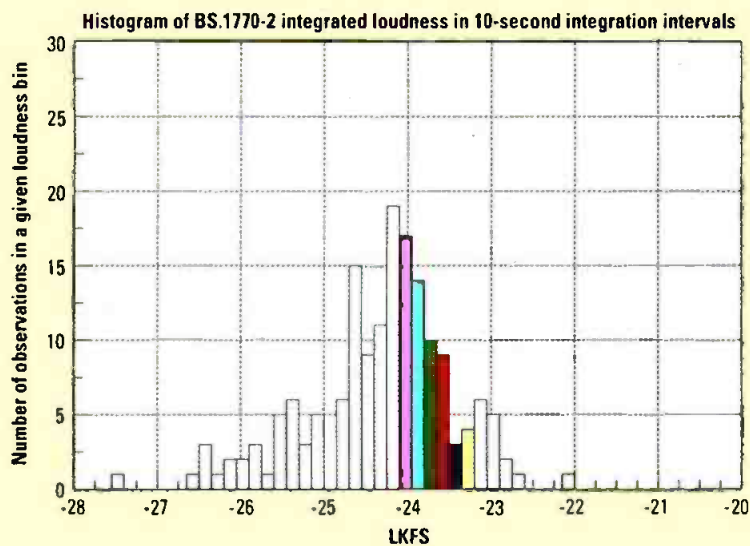


Figure 2. Shown here are histograms sorting loudness measurements into 0.25dB bins.

believes it is unwise to rely on a BS.1770 measurement to set the on-air loudness of unadorned dialog because this can cause the dialog to be too loud with respect to other material. The author has experimented with “inverse short-term BS.1770 loudness control” and believes that it sounds unnatural, pumping dialog loudness up and down in a subtly inartistic way as underscoring and effects come and go.<sup>16</sup>

### Studies indicating that BS.1770 is inaccurate at very low frequencies

Another weakness of BS.1770 is that, unlike the CBS loudness controller and meter as implemented in Orban products, the BS.1770 algorithm does not take into account the loudness contributed by the LFE channel, for good reason. Nacross and Lavoie<sup>17</sup> tried to extend the BS.1770 algorithm to include the LFE channel by summing the K-weighted LFE channel’s power into the current BS.1770 algorithm, where the gain is weighted for the fact that LFE channel receives a 10dB gain boost on playback, per Dolby’s standards.

This modified BS.1770 algorithm failed to agree with the judgments of a subjective listening panel unless a 10dB attenuation “fudge factor” was applied to the LFE channel prior to its power summation with the other channels. Nacross and Lavoie concluded:

*A problem exists, however, should ITU-R BS.1770 be modified to simply include an attenuated version of the LFE channel. Because the LFE channel receives a 10dB boost on playback, the low-frequencies on this channel would contribute differently to a loudness measure if they were moved to one of the other main channels, even though the perceived loudness would not appreciably change. This suggests that while LFE content does contribute to the perceived loudness, Equation (2)<sup>18</sup> does not sufficiently predict how that content should be included.*

An Australian study may shed light on the failure of BS.1770 when program material contains considerable energy at very low frequencies.<sup>19</sup> The authors used octave-band noise in subjective listening tests with the goal of verifying the K-weighting curve used in BS.1770. The authors state:

*Comparison of the test results with an image of the filter curve currently specified in ITU-R Recommendation BS.1770 shows good agreement at 250Hz and above 500Hz, reasonable*


# Great Things. Small Packages.

The UTAH-100 family of routing and distribution products from Utah Scientific has a well-earned reputation for value, performance, and reliability. Two new members of the family are adding *flexibility* to the list.



The **UTAH-100/XFD** Fiber Distribution Frame packs up to 16 channels of coax-to-fiber and fiber-to-coax conversion into a compact 1RU frame.

Fiber-per-channel, WDM, and CWDM solutions, including Gigabit Ethernet over fiber, make this unit the logical choice for all of your fiber applications.



The **UTAH-100/XHDA** is a 3G-capable High Definition Distribution Amplifier with a big difference. It has 8 amplifier blocks, each of which can be programmed by the internal web interface to serve 2, 4, 6 or 8 outputs.

This unmatched flexibility makes it perfect for mobile systems, allowing a single unit to replace racks of DAs.



The UTAH-100 family offers a wide selection of routers in all signal formats in sizes from 8x8 to 32x32 with standard built-in web control and options for built-in or remote control panels, third-party control interfaces, redundant power supplies.

The family also includes Distribution Amplifier packages and modular DA solutions for all applications.

Contact your Utah Scientific representative today or visit us at: [www.utahscientific.com](http://www.utahscientific.com) for more information on this ever-expanding product family.



The Best in the Business

**Utah Scientific**  
[www.utahscientific.com](http://www.utahscientific.com)

agreement at 500Hz, but marked difference in the bottom two octaves.

The relatively good performance of the BS.1770 algorithm in ITU trials suggests that, in partial loudness terms, there was probably not much test content in the 125Hz band or below. While the existing BS.1770 filter curve is probably a good choice in applications where the program is dominated by speech, and it is certainly an improvement on the A and B curves in that application, it is likely to give significant errors in measuring the loudness of other programs with more partial loudness in the lower frequencies, such as movie soundtracks and popular music. It is, therefore, desirable to improve on this filter for more general measurement of program loudness.

### Discussion and conclusions

Several studies have shown that the loudness "comfort range" for typical television listening is +2, -5dB<sup>20</sup>. Beyond this range, a viewer is likely to become annoyed, eventually reaching for the remote control to change

volume (or worse, from the broadcaster's point of view, to mute a commercial). Whether measured via the CBS or BS.1770 algorithms,

**It is important to carefully assess the audio quality and side effects that an automatic loudness controller produces so that one can choose a device that controls loudness effectively without producing objectionable and unnatural artifacts that can fatigue audiences.**

the CBS loudness controller algorithm in Urban's current products effectively controls subjective loudness to much better than this +2, -5dB window.

In the original version of this paper, we had assumed that results using BS.1770 metering would be more consistent if that algorithm

## Wireless Camera Back Transmitters!

- Smallest clip-on HD transmitter
- Lowest power consumption: 40% better than competition
- Low HD signal delay: <40 msec end-to-end
- 5.8 GHz license free operation
- Upgradable to H.264
- Optional camera control link permits full use of camera manufacturers' Camera Control Unit.
- More options and speed using digital COFDM links without compromising reliability
- NTSC and PAL, plus specialized film frame rates
- BMS post-sale support—best in the business
- Visit [bms-inc.com/cbt](http://bms-inc.com/cbt)



Both V-mount and AB adapters available



Broadcast Microwave Services, Inc.

USA • Broadcast Microwave Services, Inc.  
Tel: +1-858-391-3050 • [www.bms-inc.com](http://www.bms-inc.com) • [sales@bms-inc.com](mailto:sales@bms-inc.com)

EMEA • Broadcast Microwave Services Europe  
Tel: +49-6124-7239-00 • [saleseurope@bms-inc.com](mailto:saleseurope@bms-inc.com)

BMS products are used by hundreds of TV production and broadcast customers worldwide!



employed gating to prevent unadorned dialog from reading low compared to music and dialog with substantial background music or effects. However, this did not prove to be true with the program material we used for testing; the results from the BS.1770-1 (ungated) and BS.1770-2 (gated) measurements were similar when measuring material that had been processed by the CBS loudness controller. It is likely that the loudness-controlled material seldom caused the gate to act. (The CBS algorithm does not need silence gating because it is a "short-term" loudness measurement that incorporates cascaded models of the "instantaneous" and "short-term" loudness time constants of human hearing<sup>21</sup>, which the BS.1770 algorithm does not.)

Controlling loudness to a standard such as BS.1770 says nothing about the subjective acceptability of the loudness controller's action. We have found that a simple loudness controller that uses the inverse of the BS.1770 short-term meter's output to control loudness by

gain reduction can cause unnatural-sounding gain pumping of dialog when underscoring and effects appear under the dialog.

More complex automatic loudness controllers can produce all of the well-known artifacts of dynamics processing. Improperly designed multiband compressors can reduce dialog intelligibility<sup>22</sup>. This is why it is important to carefully assess the audio quality and side effects that an automatic loudness controller produces so that one can choose a device that controls loudness effectively without producing objectionable and unnatural artifacts that can fatigue audiences. Different loudness controllers do not provide equally good subjective results even if they produce identical measurements on a loudness meter.


Based on extensive experimentation with typical broadcast material, we believe that the CBS loudness meter locks onto dialog more effectively than does BS.1770, particularly when the dialog is accompanied by underscoring and/or effects. Unlike the BS.1770 meter,

# PHABRIX®

*broadcast excellence*

- MODULAR rack mount test and measurement
- Video, audio, generation, analysis, 24/7
- A range of modules including eye and jitter
- 3G-SDI, HD-SDI, SD-SDI and Optical support
- Instrument multi-viewer at 1920 x 1080 HDMI/SDI output
- Simultaneous analysis and monitoring up to 8 SDI channels
- 16 channel embedded audio, full range stereo speakers
- Dolby E / AES support
- Ideal for OB operation, low weight, low power (from 16W)
- Unique tilt action, 13cm depth (RX2000)
- Remote control

Hand held eye and jitter plus new Dolby E closed loop generation and analysis



HDMI/SDI 1920 x 1080



AVAILABLE FROM  
**LEADER**

email: [sales@leaderUSA.com](mailto:sales@leaderUSA.com) [www.leaderUSA.com](http://www.leaderUSA.com)  
Tel 1 (800) 645 5104 (USA only)  
Tel 1 (714) 527 9300 (international)



the CBS technology does not unnaturally penalize material having a low peak-to-RMS ratio, so it allows mixers and producers to freely use “artistic compression”<sup>23</sup> and other well-established production techniques with

the knowledge that such material will be neither too loud nor too quiet when compared to the surrounding program. ■

*Robert Orban is chief engineer, Orban.*

FOOTNOTES:

<sup>10</sup> In the first published version of the paper, we observed the similar dips in the BS.1770-1 (ungated) loudness and hypothesized that they were caused by lack of gating on silence and low-level material. For this reason, we were surprised that BS.1770-2 gating made little difference in the measurements of this material.

<sup>11</sup> Refer to the scatter plots in Figs. 11, 12 and 13 of the ITU-R BS.1770-2 standard.

<sup>12</sup> For example: “I did a -24 [LKFS] piece for Fox that was wall to wall singing and music for two minutes. Because of the overall loudness and continued full audio signal, I had to bring it down and when it aired, it was 3db too quiet even though it matched the magic LKFS number. I have no problem using these meters or meeting specs, but they are faulty.” —“wheresmyfroggy,” AVID board, 3-28-2011

<sup>13</sup> Dash, Ian; Bassett, Mark; Cabrera, Densil, “Relative Importance of Speech and Non-Speech Components in Program Loudness Assessment,” AES Convention Paper 8043, 128th AES Convention (May 2010).

<sup>14</sup> EBU R 128 specifies short-term loudness as a BS-1770-1 (ungated) measurement with a three-second integration time.

<sup>15</sup> <http://www.dolby.com/professional/products/broadcast/test-and-measurement/lm100.html>

<sup>16</sup> See Begnert, Fabian; Ekman, Håkan; Berg, Jan, “Difference between the EBU R-128 Meter Recommendation and Human Subjective Loudness Perception,” AES Convention Paper 8489, 131st AES Convention, (October 2011). This paper states, “These loudness-equalized signals gave rise to a perceived maximum loudness difference of 2.8dB.” This is very close to the 3dB number that has come up in other discussions. While the authors of this paper consider 3dB to be insignificant, others do not necessarily share this view, particularly advertisers who hear their expensive commercials aired 3dB quieter than surrounding program material!

<sup>17</sup> Norcross, Scott G; Lavoie, Michel C., “Investigations on the Inclusion of the LFE Channel in the ITU-R BS.1770-1 Loudness Algorithm,” AES Convention Paper 7829, 127th AES Convention (October 2009)

$$Leq(w) = \left[ \frac{1}{T} G_{LFE} \int_0^T \frac{x_w^2}{x_{ref}^2} dt + \sum_i \frac{1}{T} \int_0^T \frac{x_{w,i}^2}{x_{ref}^2} dt \right], dB$$

$$i = L, R, C, L_S, R_S$$

<sup>19</sup> Cabrera, Densil; Dash, Ian; Miranda, Luis, “Multichannel Loudness Listening Test,” AES Convention Paper 7451, 124th AES Convention (May 2008).

<sup>20</sup> ATSC A/85:2009 Annex E, “Loudness Ranges”

<sup>21</sup> For example, see Glasberg, B.R. & Moore, B.C.J. (2002) “A Model of Loudness Applicable to Time-Varying Sounds,” J.AES, vol.50:5, pp.331-342, May 2002.

<sup>22</sup> Stone, Michael A.; Moore, Brian C. J.; Füllgrabe, Christian; Hinton, Andrew C., “Multi-channel Fast-Acting Dynamic Range Compression Hinders Performance by Young, Normal-Hearing Listeners in a Two-Talker Separation Task,” J. AES Volume 57 Issue 7/8 pp. 532-546; July 2009.

<sup>23</sup> It appears that the group that created R 128 may be biased against this style of production: “Again, this does NOT mean that within a program the loudness level has to be constant, on the contrary! It also does NOT mean that individual components of a program (for example, pre-mixes or stem-mixes, a Music & Effects version or an isolated voice-over track) have all to be at the same loudness level! Loudness variation is an artistic tool, and the concept of loudness normalization according to R 128 actually encourages more dynamic mixing!” EBU TECH 3343, op. cit., p. 17.

# White space management

BY CHRISTOPHER LYONS

**B**roadcasters are innately familiar with the need to share spectrum. For many years, TV stations in the same market have been coordinating the wireless microphone frequencies used by their ENG crews to prevent interference when covering a breaking news event. But soon, a new class of commercial and consumer devices will begin sharing the same “white spaces” used by those wireless microphones. To continue delivering the kind of audio quality that viewers expect, broadcast engineers who use wireless microphones will need to take advantage of some new tools and techniques.


## Meet the new neighbors

The new TV-band devices (TVBDs) come in two flavors. Fixed devices are typically mounted on a pole or other structure, and provide broadband access to other devices nearby. They can transmit with up to 1W of power and use an antenna with up to 6dB of gain, for an effective output power of 4W. Permitted power levels decrease as the antenna height increases.

Personal/portable devices could be used inside a home or carried like a smartphone. Their output power is limited to 100mW, and it is reduced to 40mW on channels that are adjacent to one occupied by a TV station.

These new TVBDs have only been deployed on a limited basis so far, with the first installations limited to one county near Wilmington, NC, and one county near Roanoke, VA. It is expected that wider deployment will begin later this year. Only two fixed devices have been certified by the FCC as of this writing, but approvals for additional products are in the pipeline.

Unlicensed TVBDs are only allowed to operate on TV channels that aren't occupied by broadcast stations or other authorized users (like public safety agencies) in a particular location. The device is told which channels it can use by an FCC-authorized TV Bands Device Database. The device contacts a database (through a cellular connection, for example), tells the database its precise location,



and the database sends back a list of available channels. Alternatively, an installer can set the initial operating channel manually.

Once operating, if the device is unable to contact a database for more than 24 hours, or if no channels are available, the device cannot transmit. If a portable device moves more than 330ft, it has to contact the database again to see if the original list of channels is still valid.

Clearly, these new TVBDs could potentially interfere with wireless microphones used by broadcasters in the field. Depending on your location, TVBDs could go on-air in your town next month or next year. Casual users of wireless mics may be content to take their chances with interference, but broadcasters and production companies can't tolerate unpredictable audio dropouts.

## Dodging bullets

Fortunately, there are two ways to avoid interference from TVBDs. First, the FCC has set aside at least two TV channels in every market exclusively for wireless microphone operation. These are off limits to TVBDs at

**ENG crews using wireless audio systems will need to learn about the new white spaces databases to help prevent interference from new TV-band devices.**

Permitted users	Wireless mics Fixed TVBDs																			Wireless mics Fixed and portable TVBDs																		
Local assignments	Public safety	Public safety	TV	TV	Other available	TV	TV	TV	TV	TV	TV	TV	TV	TV	TV	TV	TV	TV	TV	TV	Reserved	TV	Radio astronomy	TV	TV	Reserved	TV	TV	TV	TV	TV	TV	TV	TV	TV			
TV channel	14	15	16	17	18	19	20	21	22	23	24	25	26	27	28	29	30	31	32	33	34	35	36	37	38	39	40	41	42	43	44	45	46	47	48	49	50	51
Frequency range (MHz)	470-476	476-482	482-488	488-494	494-500	500-506	506-512	512-518	518-524	524-530	530-536	536-542	542-548	548-554	554-560	560-566	566-572	572-578	578-584	584-590	590-596	596-602	602-608	608-614	614-620	620-626	626-632	632-638	638-644	644-650	650-656	656-662	662-668	668-674	674-680	680-686	686-692	692-698

**Figure 1. TV channels available exclusively for wireless mic operation at Shure headquarters**

all times, providing a safe haven for wireless mic operation during broadcast events, including unplanned activity like breaking news coverage. The two reserved channels are the first open channels above and below channel 37 that are not assigned to a station in that market.

At Shure's headquarters in Niles, IL, for example, the reserved channels are 35 and 40. (See Figure 1.) With current technology, about 15 wireless microphones can operate in one 6MHz TV channel. Up to 30 can operate in two channels. That's enough to support the needs of multiple ENG crews.

In addition to the two reserved channels, there may be other available channels for wireless microphone operation that are also off limits to TVBDs due to restrictions on their use. Fixed devices are not permitted to operate on a TV channel that is adjacent to one that is assigned to a TV station or other authorized user in that market. Portable devices are not permitted to operate below channel 21. This

means that adjacent channels between 2 and 20 are off limits to TVBDs and available for wireless microphone use at all times. At our headquarters, these are channels 5, 8, 11, 13 and 18.

### Advanced planning required

What if you're covering a big event that requires more wireless mics than will fit into those channels? In cases like these, you can register in the same database that tells the TVBDs which channels they can use. The database will create a protected zone around your event and tell any TVBDs nearby not to use the TV channels that your wireless mics are using if they're within 0.6mi for fixed devices or 1300ft for portable devices.

Registering in the database is fairly simple for broadcasters and other licensed wireless microphone users. First, access one of the FCC-approved databases, of which there are currently two. (See the "Meet the databases" sidebar below.) Enter the date, time, duration and location of your event and the specific TV channels on which you want to operate your wireless mics. You'll need to enter your station's FCC call sign or, if you're a network or an independent production company, your Part 74 wireless microphone license call sign. (Unlicensed wireless microphone users can also register a special event in the database, but must apply to the FCC for approval and temporary access.)

The databases currently synchronize their data every hour, but later that will be nearly real time. Since TVBDs only need to check the database once a day, it's wise to register at least one day before the event. If things change — say a rain delay forces a golf tournament to be rescheduled for the next day — you can

**The databases currently synchronize their data every hour, but later that will be nearly real time. Since TVBDs only need to check the database once a day, it's wise to register at least one day before the event.**

### Meet the databases

To ensure a competitive market, the FCC will appoint multiple database administrators. Two have been approved so far, and more are expected to follow. Each database contains the same information, but the appearance and features offered may differ.

Spectrum Bridge: [whitespaces.spectrumbridge.com/whitespaces](http://whitespaces.spectrumbridge.com/whitespaces)

Telcordia: [https://prism.telcordia.com/tvws/home/contour\\_vis.shtml](https://prism.telcordia.com/tvws/home/contour_vis.shtml)

# SDI GEAR FOR PROFESSIONALS

VERSATILE • AFFORDABLE • RELIABLE



**\$995**

**NEW!**

## Quad SDI to HDMI Multiviewer for 3G/HD/SD

**Matrox MicroQuad** lets you use an affordable HDMI display to view up to four SDI video signals and show or hide labels and VU meters. It's powerful 10-bit scaling engine and advanced filtering algorithms always ensure a crisp, artifact-free monitoring experience. The small, easy-to-use device is ideal for OB vans, on-set productions and live events. All controls are on the unit itself, no computer is required. Alternatively, use the Windows-based Matrox MicroQuad Remote application to control the unit from a distance.

## Dual SDI to HDMI Mini Converter for 3G/3D/HD/SD

**Matrox MC-100** lets broadcast engineers and A/V professionals satisfy their diverse needs when it comes to managing SDI signals. This single portable unit can be used as a HD-SDI switcher, a distribution amplifier, a multiplexer, and a 3D processing unit. You no longer need to purchase different devices to perform these tasks. Matrox MC-100 lets you do it all with one inexpensive, easy-to-use mini converter. It should be in every video professional's toolbox.



**\$495**



**starting at  
\$995**

## HD-SDI Scan Converter with Genlock

**Matrox Convert DVI** scan converters let broadcasters easily and economically incorporate content from computers, iPads, and iPhones into news programs. They are also the perfect appliances to drive projectors and large displays at live events and in houses of worship. These products are ideal for creating broadcast video from computer applications such as Skype, YouTube, Google Earth, FaceTime, media players, presentation software, and web browsers.



[www.matrox.com/video/SDIgear/be](http://www.matrox.com/video/SDIgear/be)

1.800.361.4903 (US and Canada), 514.822.6364

**matrox**<sup>®</sup>  
Digital Video Solutions

Matrox is a registered trademark. Matrox MicroQuad, Matrox MC-100 and Matrox Convert DVI are trademarks of Matrox Electronic Systems Ltd. All other trademarks are the property of their respective owners.

update things like the event dates or times in your database registration easily. Also, if you need to change which TV channels will be protected for you, you'll need to revise your registration. The only catch is that you need to use the same database administrator that you used to register originally.

### Defining your location

Most of the time, the location where wireless microphones are used can be described as a single point, defined by latitude and longitude. But some types of broadcast events take place over a wider area, requiring a larger protection zone. A golf course or race track, for example, would easily exceed 1300ft in size.

In those situations, you can enter four distinct coordinates that define a polygon up to 1.8mi x 1.8mi in size. TVBDs will not operate on your protected TV channels when they're inside that protection zone or within 1300ft or 0.6mi of the edge of it. For events that

cover an extremely large or irregularly-shaped area, you can register multiple polygons. It would be worth the effort to identify the coordinates in advance of potential venues where you might need to use large numbers of wireless microphones.

Thankfully, the system developed to protect wireless microphone operation in the coming age of TVBDs was crafted with detailed input from both broadcast users and wireless manufacturers, and it represents a thoughtful attempt to protect incumbent operations while opening the door to new creative uses of spectrum. While in some cases a few extra steps may be required to ensure interference-free operations, it is hoped that they will be easily adopted into the content production workflow and enable broadcasters to maintain the standards of production quality for which they are known.

*Chris Lyons is Manager, Technical & Educational Communications, with Shure.*

## PLAY IT RIGHT PLAY IT NOW

*Whether you're a broadcaster or a service provider feeding a single channel, multiple channels, remote channels, or secondary channels, you need a choice in different playout solutions that can leverage the flexibility of a true file-based infrastructure for a variety of different business models. Grass Valley™ content management, production, and playout tools create solutions that are engineered to take full advantage of the benefits of file-based content while reducing operational costs, scaling for future workflow needs, and delivering five-nines reliability.*

*more info at: [www.grassvalley.com/solutions/playout](http://www.grassvalley.com/solutions/playout)*

**PLAYOUT SOLUTIONS**  
Software Management Tools  
Video Infrastructure  
Media Servers  
Production Switchers  
Routing Switchers  
Master Control

EVERY TIME, EVERYWHERE

 grass valley

# Improving loudness control

BY THOMAS LUND

**2**012 has been a CALM year. However, chances are that 2013 will be even CALMer, as the much-debated law on loudness in broadcast becomes effective in just a few months. But is it, in fact, already due for a revision?

No doubt, the CALM Act is most welcome and represents a huge step in the right direction with regard to eliminating annoying jumps in loudness in television. But, the broadcast standard that the CALM Act relies on may possibly be improved, as technology has evolved since the CALM Act was signed by the President. Therefore, the focal point of this article will be ATSC's A/85 standard as it applies to broadcasters in the U.S., and not least how and in which areas it may be able to be updated for an even better performance with regard to measuring and controlling loudness in television.

However, two additional broadcast standards will also be mentioned: The International Telecommunication Union's (ITU) BS.1770 will be discussed, as it is in fact the "mother standard" upon which all other broadcast standards are built, and the European Broadcast Union's (EBU) R 128 will be discussed to examine whether applying specific R 128 tools to A/85 would be able to enhance ATSC's A/85.

## The starting point

In 2006, ITU introduced BS.1770, which was the first international loudness standard. It defined the core principle upon which virtually all other broadcast standards now rely. Until then, the audio industry at large had been struggling with various peak-level-based meters that made commercials and new pop/rock music appear systematically loud. Thanks are owed to Communications Research Centre (CRC) in Canada for designing a simple, yet effective, model for measuring "loudness." After verification in numerous independent studies, the CRC model made it into the ITU BS.1770 standard, transparent and free for the world to use.

Without getting into all of the technical details, the measurement was extended from its



original mono to also work with stereo and 5.1 programs. A so-called K-weighted filter curve (defined by the above-mentioned research results) is applied to each audio channel, which, in fact, builds a bridge between subjective impression and objective measurement.

Both A/85 and R 128 build on BS.1770, but in 2011, ITU updated its standard to version 2, also known as BS.1770-2, which integrates further improvements to loudness-measuring tools. These improvements had already been proven efficient by Japanese, Brazilian and European broadcasters. However, ATSC decided that A/85 should continue to rely on the previous version — let's refer to it as BS.1770-1 — which is a bit unusual, as it is common scientific practice to refer to the latest revision of any standard. Normally, it would not be necessary to distinguish between 1770-1 and 1770-2, but simply refer to the standard as BS.1770 (in its latest version, whatever number that might be).

**Loudness monitors such as the TM9 by TC Electronic owe their existence to the Communications Research Centre (CRC) in Canada, which designed a simple, yet effective, model for measuring "loudness."**

**No doubt, the CALM Act is most welcome and represents a huge step in the right direction with regard to eliminating annoying jumps in loudness in television.**

**Different approaches**

One specific part of the BS.1770-2 revision is essential — the gating scheme when measuring program loudness. This method prevents, e.g., long periods of silence or atmospheres in a movie, to affect the overall measurement undesirably. In short, this means that it is now possible to align different types of (television)

programs in terms of loudness. News, sports, commercials, concerts, talk shows and movies can actually co-exist without viewers having to adjust the volume over and over again, which is exactly what caused the complaints that led to the CALM Act in the first place.

The gate, however, is not the only difference between A/85 and R 128. While R 128 measures the audio signal in full with the employed gating scheme, A/85 aims at detecting the speech part of the signal and using that as an anchor point for the measurements. Although this method can work for determining gain offsets between dialogue-based programs of a certain genre, it has proven to be ineffective when it comes to aligning many different types of programs.

For instance, one obvious, potential problem is that not all programs contain speech, or use it like it is used in movies. Furthermore, who determines what is “speech” and what is not? The proprietary and patent-protected dialogue-detection algorithm A/85 relies on can sometimes interpret a violin as being a human voice, and conversely, not recognize a Swedish dialect. Under the “speech ruling,” it would also be easy for commercials to become even louder by just keeping dialogue softer than other elements of a mix.

Faced with these challenges, ATSC recognized that the dialogue-based approach was not suitable for aligning interstitials on TV, and consequently new annexes (J and K) added in July 2011 stated that commercials were no longer to be measured using the speech-anchoring approach, but that all sources had to be taken into account. However, regular programs are still recommended to be measured using speech anchoring, and consequently, broadcasters will have to switch back and forth between different ways of measuring whenever a commercial appears.

To avoid this, it might be worth considering switching to one transparent measurement method, based on open standards, that works across all types of program material.



**content matters.**

**November 14-15, 2012  
Javits Convention Center  
New York, NY**

Experience the World of Media and Entertainment Technology.

Visit [www.ccwexpo.com](http://www.ccwexpo.com) for complete information

**Use your VIP Code CCE24  
when you register for your FREE ALL-ACCESS PASS\***

\*Qualified end-users are professionals from media production and post-production companies, professional film/cinema companies, media producers/directors, broadcast and cable networks, TV and cable stations, affiliates, public access TV, content delivery networks, cable MSOs, telco/ISPs, sports networks and leagues, advertising agencies, universities/schools, museums, religious organizations, government & military organizations, AV integrators and audio engineers that buy media and communications technology solutions. See [ccwexpo.com/register.asp](http://ccwexpo.com/register.asp) for full details.

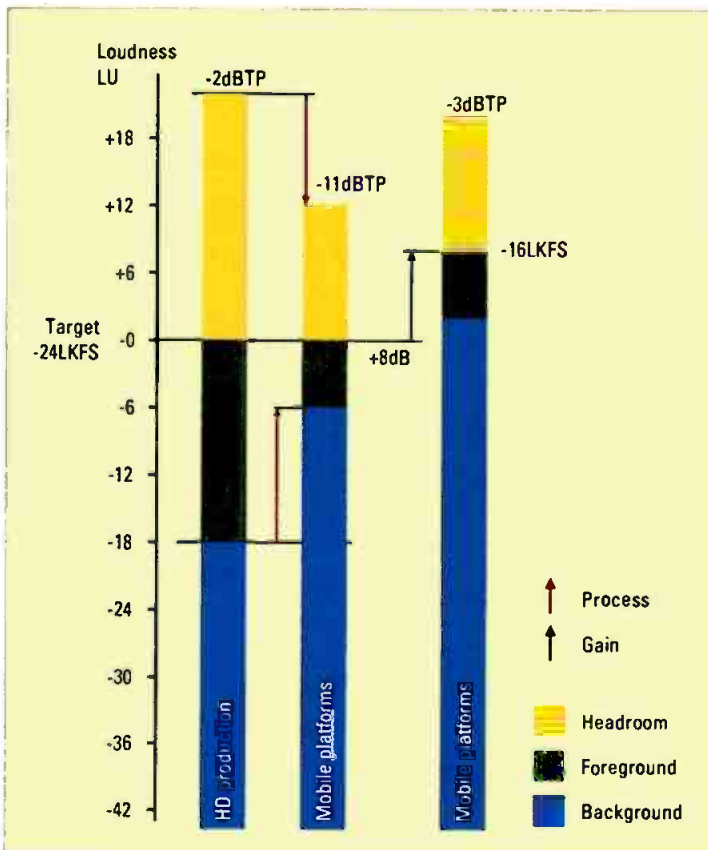




## The gating scheme

Obviously, the one measurement suggested above is available already, namely in BS.1770-2. Its key feature is the gating scheme, so let's have a closer look at how that actually works.

The gate is activated when programs with a wide loudness range are being measured. In such situations, the measurement hones in on foreground elements and disregards the rest.



**Figure 1.** BS.1770-2, with its gating scheme, represents a giant step forward in audio quality — both in terrestrial broadcast and in mobile TV, podcast and analog distribution.

In practice, the gate takes long passages of silence or background audio into account by pausing the measurement of parts dropping below -10 loudness units (LU) relative to a measurement of the same program material without the gate.

Note how the BS.1770-2 gate is not set at an absolute loudness level (such as -34LKFS), which would be impractical and necessitate a new measurement in case a level offset was performed. Measurement gating is also a good help on the application side: With the previous, ungated technique (BS.1770-1), random parts of silence before and after a program could influence the result, making it virtually



DK - Technologies

# The DK Meter



## Anniversary EDITION

- 3 AES Inputs
- 1 Stereo Analogue Input
- StarFish™ Surround Sound Display
- Loudness measurement to EBU R128, ARIB, ATSC A/85, AGCOM 219 & ITU 1770-2
- User confidence from factory-included presets for loudness and meter scales
- Moving Coil emulation



NEW Lip Sync Measurement software for PT0700 Series Waveform Monitor & PT5300 VariTime™ Sync Generator available September 2012.



Tel: +45 44 85 02 55

Email: [info@dk-technologies.com](mailto:info@dk-technologies.com)

[www.dk-technologies.com](http://www.dk-technologies.com)

DK-Technologies A/S, Marielundvej 37D, DK-2730 Herlev, DENMARK

impossible to obtain the same number twice. As a net result of BS.1770-2, a station is now able to gain-offset (normalize) programs based on their foreground loudness, which is what the audience prefers to hear. Furthermore, with optimum gain-offset taking place at the station, little or no dynamics processing is needed, and it becomes easy to cater to various

broadcast platforms at a high audio quality. Finally, BS.1770-2-based normalization grants programs more transmission headroom than if normalization was based on BS.1770-1, or if it was based on speech.

**Conclusion**

Compared to previous peak-based or speech-based attempts of controlling level in broadcast, the BS.1770-2 standard is a remarkable improvement. As shown in Figure 1 on page 59, even if only digital television (like ATSC A/85) is considered, and mobile TV, podcast and analog distribution are disregarded, the new standard is a giant step forward for audio quality. A fully transparent loop, based entirely on open technology, may now be created between production, ingest, transmission and the home listener, as shown in Figure 2.

Consequently, “sausage processing” at the point of transmission should be considered a thing of the past. Instead, BS.1770-2-compliant metering in production, and at subsequent stages, allows transparent handling and normalization of audio in the chain.

For broadcast platforms based on AC3, the BS.1770-2 measurement also enables a more precise and

**In an ideal world, no matter what the program type, the perceived loudness level would stay about the same throughout a full day of broadcast.**

cheaper setting of dialnorm metadata than ever before. Remember, AC3 decoders are not dialogue-specific, neither with regard to normalization (dialnorm), nor with regard to processing (DRC).

For the plethora of other platforms — mobile TV, IPTV, podcast and counting — BS.1770-2 provides easy and audio-conscious answers also, especially in combination with complementary measurements such



**In this industry, connections and your reel are all that matter.**

**Fortunately, we can help you with both.**

**Modular Advanced Reel System (MARS)**

- Ideal for studio, stadium, and outdoor applications in which cable must be deployed and reeled in quickly and stored in tight spaces
- Lighter than metal reels, never rusts
- MARS products help protect cabling and reels for trouble-free usage time after time, even in wet or harsh conditions
- Reels can be stacked and interlocked during transit




**MHC® II Connectors**

- Engineered for high-speed, high-bandwidth communication systems that require maximum multiplatform flexibility combined with tight, efficient design
- Rugged yet small, the connectors offer easy installation and trouble-free operation even in harsh environments
- The hermaphroditic, bayonet-style design also accommodates simple plug-to-plug connections, making daisy-chaining of cables faster and easier

800-622-7711 | 800-443-5262 (Canada)  
**occfiber.com**



**OCC**  
OPTICAL CABLE CORPORATION



**Figure 2. The new BS.1770-2 standard creates a fully transparent loop between production, ingest, transmission and the home listener.**

as momentary loudness, short-term loudness and loudness range.

Under the new order, programs remain untouched, as long as their loudness range isn't excessive for the audience of a given platform. This is also an improvement over today, because AC3 processing (DRC) is typically routinely enabled during DTV transmission. Where this kind of domestic processing was supposed to be

non-destructive, DRC has ironically become anything but: The home listener cannot turn off a primitive processor that is not even BS.1770-compliant.

In an ideal world, no matter what the program type, the perceived loudness level would stay about the same throughout a full day of broadcast, across channels, across platforms. We're close to that goal, and it all starts with the BS.1770-2 standard. Further complementary tools should not be dismissed, but the good news is that progress is being made constantly as users everywhere gain experience with the audio revolution that is taking place before our ears. The mere fact that broadcasters, as well as legislative assemblies, across the globe are now focusing on loudness solutions is a positive and welcome development that is sure to make the viewing — and, not least, listening — experience more enjoyable for everyone. ■

*Thomas Lund is the HD development manager at TC Electronic.*

# KEEP CALM & IN CONTROL

## Multi-channel Loudness Processing over IP or ASI.








**LMNTS**  
LOUDNESS MANAGER FOR N TRANSPORT STREAMS

Cobalt Loudness Processing is fully ITU BS.1770, ATSC A/85, 6 EBU R128 compliant.

COBALT DIGITAL ENGINEERING FOR TOMORROW'S BROADCAST™

1 (800) 669-1691 / sales@cobaltdigital.com / cobaltdigital.com



# Primestream's FORK Media Asset Management


The MAM system provides Discovery Latin America with a file-based workflow and automation.

BY JC SIERRA

**D**iscovery Latin America, based in Miami, is unique among Discovery Communications' subsidiaries in that we do a little bit of everything. We cut our own promos and commercials, create our own graphics, and broadcast content to almost a dozen countries in Latin America and Brazil. Our facility's primary function is to take the programs produced for U.S. markets by Discovery and its affiliated networks (such as Animal Planet and TLC), and localize them for Latin American markets.

This means that a show that will air in Argentina, for example, has slightly different content from the same show that airs in Mexico or Brazil. This is because there are different cultures even among the Spanish-speaking countries. So we recut content to match the broadcast timing for the destination country, while the voice dubbing is performed in the destination country itself. Texted versions of Discovery's U.S. shows are retitled with Spanish and Portuguese graphics.

Teams of producer-editors (commonly called "preditors") within each regional group produce and edit their own spots on Final Cut Studio 3, Final Cut X or Avid Media Composer, taking in and sending out more than 100 hours of content per week. Managing all of that content is challenging, so an initiative is under way to streamline the content flow, starting with the adoption of a completely file-based workflow and system automation using Primestream's FORK Media Asset Management system.



With the adoption of Primestream's FORK Media Asset Management system, Discovery Latin America has streamlined its flow of content. Shown here is the facility's master control room.

## Tapeless workflows

The customizable platform provides automatic scripting capabilities, which enable tapeless workflows.

With the product's MAM production server and production client software, now everyone has a tape machine on their desktop.

**With FORK's MAM production server and production client software, now everyone has a tape machine on their desktop.**

The company worked closely with us to understand our workflow and determine exactly what we needed, and then developed and implemented a solution that's tailor-made for us.

Traditionally, preditors had to QC their spots from a tape machine, which usually meant a monopoly on the content or playback machine.

The production client is a versatile cross-platform software application that allows users to view the clips and modify their metadata, as well as perform a number of powerful and highly customizable action scripts available within the server application. Primestream customized our action scripts to perform not only all

automated actions in the background, but also actions initiated by the users as well. We have no need to touch any of the scripts because they simply work. If a script needs to be rewritten, a Primestream engineer can access our system remotely to make the changes.

Now every file that comes in, no matter what format, goes through a script. Using the "Send To" command, files are distributed to unique folders to be archived, transcoded or tagged before moving to a 378TB Xsan SNA or Spectra T950 LTOL5 tape archive. Because we still operate in SD video, some of the HD content from our two HD channels is first transcoded to SD.

A script registers the full-resolution files with Edit2Payout, a watch folder and media verification application. A render farm creates a proxy for everyone to view — as well as an SD MPEG-2/IMX 50 and DNx 145 file. Next, a video file transfer is created by triggering an action script. Discreet audio tracks are needed for multi-language subtitling or dubbing and once completed, craft editors insert finalized audio into the original programming.

### Web client

Another feature that is exceptionally useful to us is the FORK Web-based Xchange client. This allows predators and technicians to view, edit, add metadata and create mark-

no installations. We simply do an upgrade on the backend and use the same Web link to access the server.

In my nearly two decades at Discovery, we've had to adopt several new workflows in order to adapt

## The FORK Web-based Xchange client allows predators to view, edit, add metadata and create markers on the proxy content through a Web interface.

ers on the proxy content through a Web interface. Because no client is needed, the user simply launches a desktop browser.

The Web client also provides mobile device support (Android and iOS) via an HTML5 media player. It has preset query fields that will automatically organize media into formatted, downloadable documents. Using a Web-based interface means that system maintenance and upgrades can easily be performed on the main server with little to no effect on the working environment. There are

to changes in media technology. In FORK, we've found a media management platform that's flexible enough to adapt with us. **BE**

*JC Sierra is Digital Media Engineering Manager for Discovery Latin America.*

**HD TECHNOLOGY UPDATE**  
Brought to you by **BroadcastEngineering**

*A twice-monthly newsletter covering high definition technology through example applications.*

Subscribe today at [www.broadcastengineering.com](http://www.broadcastengineering.com)

## RTM – The Most Accurate QoE Monitor/Recorder

- ✓ Video Quality
- ✓ Audio Quality
- ✓ Lip-Sync
- ✓ A/85 Loudness

**NOW WITH  
REAL – TIME  
DMOS**



visit  
[www.videoclarity.com](http://www.videoclarity.com)



2 Video Impairments  
1 Audio Impairments  
0 Audio Sync Errors  
0 URMC Errors



RTM

# Gallery Sienna's MediaVortex

The system allows assets to be ingested locally, but logged and edited from thousands of miles away.

BY MARK GILBERT

**S**porting events happen everywhere, all the time. Covering them can be an enormous task for broadcasters who are challenged with allocating resources to handle major international sporting events.

Sports broadcasters dream of remotely covering sporting events from their home base facilities, sending just

gested locally, but logged and edited from thousands of miles away. Ingest channels based on AJA Io XT portable Thunderbolt video I/O devices can also be controlled remotely. The finished edit can be delivered at locations on either end as a file transfer or via playout under remote control through an Io XT HD-SDI/HDMI interface.

latency is enough to bring TCP data protocols to their knees, dropping transfer speed from 100Mb/s to less than 1Mb/s.

MediaVortex from Gallery Sienna solved this problem using a UDP rather than TCP-based protocol, which is much less affected by latency, creating the equivalent of a file server over UDP. The system also



Broadcast engineers in Televisa's studio used AJA and Sienna equipment to streamline the network's Olympic coverage.

a small set of equipment with a small crew to an event and leaving all the editorial staff back at their own desks. A new generation of technology leveraging fast global Internet connections and clever software solves the technical challenges and enables savings in cost and logistics, making or breaking budget-conscious outfits' plans to cover any given event.

A British developer of broadcast media infrastructure, Gallery Sienna, has created a solution to these challenges, in the form of the Sienna MediaVortex WAN server protocol and enhancements to the Sienna media asset management. Sienna MediaVortex allows assets to be in-



Using a Sienna web interface, operators at Televisa loaded a finished, conformed package of content into a baseband playout channel at the London Olympic site, and control real-time playout to air, or across a video link, using an AJA Io XT sent back to Televisa's London studio (pictured).

## The solution

The main technical challenge is overcoming the inherent latency of a long-distance WAN connection, which in the case of a recent project at the London Olympics for Televisa, was around 250ms from London to the facility in Mexico. Since TCP messaging requires a reply to each packet before the next one can be sent, this

understands the media being used, and intelligently handles QuickTime reference movies that are still being ingested, where the files being transferred are still growing in real time during the transfer.

This allows files being ingested via the Io XT to be propagated as proxies across the WAN during capture, enabling loggers and editors at the

remote end to start their work within seconds of the start of ingest.

The logistical task of managing media assets across multiple locations is helped with Sienna's "conjoined asset" concept. Each end of the WAN link has a Sienna MAM server, connected together in a Sienna distributed media cloud, where each side is aware of the other. An asset ingested in London, controlled remotely, is "propagated" to Mexico where it becomes a conjoined asset, with high resolution and proxy in London, but just a proxy in Mexico.

Both sides share a common key that conjoins them. Whenever metadata such as real-time logging markers are added to either side, the common key ensures the metadata is replicated at the other sites where the conjoined asset exists. This allows fully collaborative remote and local logging and

editing. When remote proxy editing with Sienna's ImpulsEdit web-based editor is complete, a single click triggers an intelligent conforming process that seeks out the high-resolution media in the conjoined assets and performs the media assembly at the high-resolution site.

In the same way that the initial ingest process was remotely controlled from Mexico, so too can the playout. Using a Sienna web interface, remote operators can load a finished, conformed package into a baseband playout channel at the event site, and control real-time playout to air, or across a video link, using an Io XT. Alternatively, the package can be compressed using H.264 and sent back to the site in Mexico, where Sienna VirtualVTR can play it natively through an Io XT without the need to convert back into an interframe format.

### Summary and benefits

In the example given for the London Olympics, using a 100MB Internet connection, Televisa was able to reduce head count from around 250 (mix of talent and editors/engineers) for Beijing to around 100 for London (mostly talent), and reduce hardware on site from six to two racks. The rest of the engineers and hardware worked from their permanent positions back in Mexico.

New technology delivers a solution to an old problem, opening up opportunities to save money and increase diversity. The benefits go beyond cost savings, by giving broadcasters a tool they can use to include niche sports which could not be justifiably covered with traditional on-site broadcast technologies.

**BE**

*Mark Gilbert is CTO of Gallery Sienna.*



## Powering Your Productivity. Enhanced by the energy of a Thunderbolt.

From capture through distribution, ATTO powers high-performance audio & video workflows. Leading industry solutions rely on ATTO's product portfolio to provide reliable, high-performance storage & network connectivity that is trusted by top audio & video professionals. With qualified and certified solutions from ATTO, you can now have the same technology that drives their success.

### Introducing Thunderbolt™ Desklink Devices

Thunderbolt technology connectivity to:

- SAS/SATA
- SAS/SATA RAID
- Fibre Channel
- Ethernet



**For more information contact your  
ATTO reseller or an ATTO representative.**

ATTO Technology, Inc.  
155 CrossPoint Parkway  
Amherst NY, 14068  
+1.716.691.1999

[www.attotech.com](http://www.attotech.com)



Fibre Channel | SAS/SATA | SCSI | iSCSI | 10GbE | Thunderbolt™

# Appear TV's Multiscreen system

Multiplatform distribution expertise is key to survival.

BY CARL WALTER-HOLST

In the competitive world of broadcasting, being able to address a multitude of distribution formats has become mandatory for survival. In the beginning, there was terrestrial broadcast for widely distributed programming, although through a maze of different international standards. Next in the technical line was cable, followed in short order by satellite. Although broadcasters had to address two additional formats to distribute content, the end target was still a home television screen.

With digital broadcast standards in place and the emergence of Internet, Wi-Fi and, now, 4G programming pathways, standard computers and smart devices such as the iPhone and iPad are now capable of receiving content from any broadcaster anywhere on the planet. The problem with this avalanche of potential receiver units is the corresponding flood of distribution formats required to make each device happy, combined with the

expectation of instantaneous availability of content on these distribution formats from its users. Clearly, solving the multi-screen dilemma is of the utmost importance for the modern broadcaster.

### Go to the headend of the class

Although a number of manufacturers have introduced new dense, software-based transcoding and encoding platforms into the OTT/

in itself doesn't address the additional functions needed to prep a program to be pushed to a segmenter, such as content acquisition, descrambling and the encoding of baseband signals, leaving a broadcaster to implement additional equipment. This workflow also brings with it the complexities of integrating different manufacturers' units into a workable and reliable system.

The fully integrated Appear TV Multiscreen system simultaneously prepares multiple signals from multiple sources in multiple formats for distribution to an HD television in the home, for a high-resolution computer screen, and lower-resolution Web- and mobile-based profiles,

**Solving the multi-screen dilemma is of the utmost importance for the modern broadcaster.**

multi-screen marketplace, they are still unable to keep up with the large volume of incoming content to be processed. Furthermore, transcoding

all at different bit rates optimized for each destination device. This is possible through the new multi-screen encoding and transcoding cards for

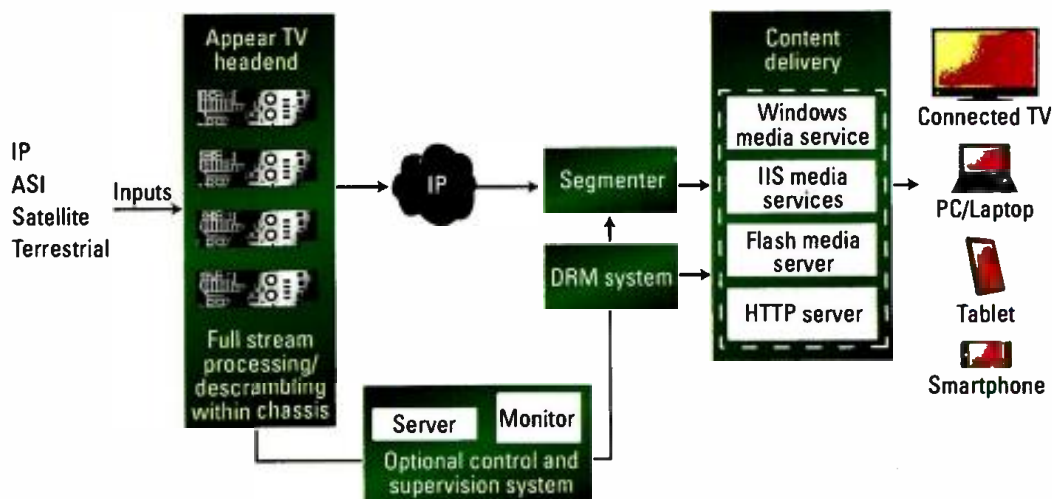


Figure 1. The Appear TV Multiscreen's open architecture allows it to receive signals through a variety of interfaces — including XML and SOAP — and deliver them to devices ranging from connected TVs to smartphones.



the Appear TV Unified headend system chassis. The cards, along with the rest of the system, offer a scalable option that can be integrated into an existing system to expand capabilities or implemented from the ground up for a new headend.

### The future is in the cards

The Multiscreen encoding and transcoding cards provide a dense transcoding capability, supporting multiple profiles and bit rates simultaneously for multi-screen delivery. From one card, it is able to handle

IP interfaces with no provision for accepting baseband SDI/HD-SDI inputs or to turn around services from any input source. The Multiscreen system also provides the capability to support baseband inputs for encoding, as well as transcoding while maintaining high density and optimal systems integration.

For those looking for a complete system, the Unified headend chassis can hold a range of purpose-built cards, in addition to the encoding and transcoding cards, to handle switch IP/IO control, descrambling, audio

system can work in conjunction with a range of installed systems, making it easy to implement enhanced capabilities for little investment.

With segmentation playing a big part in the distribution of these new streaming formats, the transcoding card can be configured to be compliant with a number of third-party segmentation devices. This allows broadcasters to maintain the segmentation devices already in place while still expanding their capabilities.

### Multi-function solution

Broadcasters are in need of a single, multi-function platform that is capable of offering significant transcoding density, while providing comprehensive coverage of the other critical pieces required for a multiformat, adaptive-stream headend system. Although current software-based alternatives focus on dense transcoding, they lack flexibility and functionality in other key areas, forcing facilities to combine systems from multiple manufacturers. The new Multiscreen system is designed to resolve all of these problems. **BE**

*Carl Walter-Holst is CEO of Appear TV.*

**Although current software-based alternatives focus on dense transcoding, they lack flexibility and functionality in other key areas.**

much of the preparation needed before content is sent from the main broadcast hub to local affiliates or online outlets. Its functions include input service replication, resolution change, interlace-to-progressive conversion, graphics rescaling and key-frame alignment. The end results of this setup are key-frame-aligned outputs in transport-stream format that are easily pushed along the broadcast chain.

Many similar solutions in the market offer software-based dense transcoding platforms, but only have

leveling, DVB-S/S2, terrestrial, cable demodulating, multiplexing, modulation and general-purpose IP-IO, among many other capabilities.


### Keeping IT simple

In terms of its core operations, all functionality within the headend can be configured and monitored using its integrated web-based user interface. Additionally, the system has a completely agnostic, open architecture with interfaces that include XML, SOAP and other industry-standard protocols. In this way, the Multiscreen

**WORKFLOW TECHNOLOGY UPDATE**  
Brought to you by **BroadcastEngineering**

Covering the worlds of production and broadcast automation, back office business systems, workflow enhancements and channel layout, this twice-per-month newsletter is your one-stop for technology and business information.

Subscribe today at [www.broadcastengineering.com](http://www.broadcastengineering.com)



### NEXUS Master Monitoring with Loudness Metering

- Loudness Metering in accordance to EBU R128, ITU-R BS.1770-2, ITU-R BS.1771
- Realtime Spectral Analysis, 31 or 61 frequency bands
- True Peak Metering in accordance to ITU-R BS 1770-2

DISCOVER STAGETEC INNOVATIONS

# NEXUS

More than Digital Audio Routing



STAGETEC USA  
[usa@stagetec.com](mailto:usa@stagetec.com)  
[www.stagetec.com](http://www.stagetec.com)




# Fiber optics

The industry is shifting toward fiber as the preferred choice for connecting television signals.

BY JOHN LUFF

**B**andwidth is not infinite, at least not in our restricted media technology enterprise. Cost and innovation are drastically affected today by our ability to interconnect signals of many types over distances no shorter than what we have been used to with coaxial video interconnections. While copper-based interconnection technology has key roles in modern facilities, increasingly optical fiber has



modulation on the bearer, whether coax, paired wiring or fiber-optic cable. As we increasingly embrace IT-based technology, network technology allows us to overcome key aspects of the current interconnection model. First, to fall is the unidirectional nature of baseband interconnections. Second, and particularly affected by optical interconnection methods, more than one signal may be carried on a single cable. In fact, multiple signals can be carried in both directions on a single cable. This has broad implications for the topology of interconnection in single-site operations, as well as in multiple-site operations.

It is important to note that while analog and digital baseband signals occupy significant bandwidth in a cable, optical techniques are not normally amplitude modulation of the light, but rather FM, or more properly pulse modulation of FM. A second important factor is that the “carrier” frequency, i.e. the frequency of the light, is much higher. How high? A typical 1300 nanometer laser is about 230,000GHz. That means a lot of information can be modulated onto one beam.

Using CWDM, you can put about 18 beams in a single fiber, and with DWDM, you can put upwards of 40 and up to 128 wavelengths in a fiber. If you combine the ability to handle high data rates with potentially many video and audio signals in a single data stream, plus DWDM technology, it is easy to see how a single fiber has capacity that is quite astounding.

On my desk I have a short sample of fiber that is now more than 10 years old. One PVC “pipe” carries 864 fibers, each of which can be DWDM modulation. By my simple math, that is 110,592 wavelengths in a bundle

that could run short or long distances. That makes any coax look puny.

## Benefits

There are other reasons why fiber is attractive for connecting television signals. First, fiber is immune to electromagnetic interference and, hence, works well in high RF environments where coax is at best difficult to use. It is lighter in weight, does not carry an electrical current (or ground current either), does not radiate energy, is quite small and can be used in corrosive environments.

But, there is always a catch. There are mitigating factors that in some applications make fiber a difficult choice. In some applications, particularly where high capacity and short distance connections are needed, fiber can be much more expensive than copper interconnection.

Copper is easier to install where “splices,” or connectors, are needed. Copper can also carry power where fiber cannot, which is particularly important in some applications. SMPTE standardized fiber-optic camera cable for HDTV applications many years ago, but specified to power conductors and two twisted pairs in the cable to facilitate both power and communications. That hybrid camera cable has been quite successful at providing the best of both worlds — the convenience of copper and the capacity of fiber connections.

## Other considerations

There are other questions that enter into any decision tree when considering fiber interconnections. Does the “cable” need to carry bidirectional signals copper losses? If long distance or high capacity improves the business case for the investment,

**Fiber is immune to electromagnet interference and, hence, works well in high RF environments where coax is at best difficult to use.**

important attributes that facilitate technology that traditional wired infrastructures cannot duplicate easily, or at least over practical distances.

## An evolution

From a technology standpoint, we are evolving away from infrastructures in which a single wire (or, more properly, cable) carries a single signal. Most current wiring diagrams show real devices connected by point to point, almost exclusively unidirectional pathways. This is because the signals carried are analog in physical nature, even if signals like SDI and AES digital interconnections are considered.

To make those baseband digital signals work requires sending analog

fiber wins. If resistance to mechanical stress, like under foot or around tight bends, is needed, then copper might be better.

To be sure, there are “tactical” fiber solutions invented for military installations and routinely used on the battlefield. Though not quite as dangerous, ENG and EFP applications commonly use tactical fiber interconnections, which can be as rugged as copper and work at much longer distances.

But to me the question always comes back to this: Where is technology headed in the long term? I strongly believe that the evolution of the industry is away from point-to-point signal routing and is moving toward networked topology for all kinds of facilities. TCP/IP (or UDP/IP) predominate today, and likely will for some time into the future as media networking schema. Their longevity

is only enhanced by the Audio Video Bridging (AVB) standards initiative.

It won't be long before video server ports won't have separate input, control and output connectors, but rather a single connection to the network. Cameras won't need return feeds, teleprompter feeds, and RGB/YRyBy and monitoring outputs. Rather, they'll need a single optical connection that carries everything, including communications, metadata from the robotically controlled pan head and focus data from an operator in a remote location.

The potential implications of this for our industry cannot be overstated. Many hardware platforms would likely move to software-centric, and manufacturers of IT hardware would play even more strongly in broadcast and media facilities. Because of movement towards 4K imaging, 3-D applications and the huge bandwidth

needed for high bit depth at high resolution, it is fair to assume that copper interconnections will continue to

**Fiber is lighter in weight, does not carry an electrical current, does not radiate energy and is quite small.**

wane, and fiber will be strongly ascendant. Our industry will be vastly different, and the change will be for the better. **BE**

*John Luff is a digital television consultant.*

? Send questions and comments to: [john.luff@penton.com](mailto:john.luff@penton.com)

**LIVE NEWS. FAST!**

**NEWS 5**

**EV/S**

**MODULAR TECHNOLOGY SERVING YOUR PERFORMANCE IN NEWS**

Go to [evs.tv/newsperformance](http://evs.tv/newsperformance)

DESIGNED TO PERFORM

VISIT US AT IBC2012 STAND B90, HALL B

**XS.**

### Harmonic

Media server system is designed to offer the exceptional reliability, low power requirements and lower weight of solid-state disk storage, while providing the broadcast quality and cost-effective design of the MediaDeck 7000; equipped with four 480GB SSD drives; provides 57 hours of 50Mb/s storage capacity; packs up to four SD or HD video channels and GigE connectivity into its 1RU chassis; features multiple-codec playback, up/down/crossconversion and HD/SD simulcast capabilities.

[www.harmonicinc.com](http://www.harmonicinc.com)



### Spectrum MediaDeck 7000 SSD

### Blackmagic Design UltraStudio4K

Compact, single-rack unit "breakout box" capture and playback system for Mac and Windows includes a wide range of rear video and audio connectors; front panel features an integrated color LCD, as well as video and audio input buttons; power supply is built-in; rear panel includes virtually every type of video and audio connection that exists, all using standard connectors; supports all video formats, including SD, HD, 2K and 4K playback; supports the new Dual Link 3Gb/s SDI connection for handling 4:2:2-based 4K; can take advantage of long Thunderbolt cables that can be up to 98ft away from the host computer.


[www.blackmagicdesign.com](http://www.blackmagicdesign.com)

### Litepanels 1x1 LS

Newest fixture in the 1x1 LED panel series; designed for those who do not need DMX control; offers many of the features found in the 1x1 panel fixtures but at an entry-level price; available in daylight color balance, either flood (50° beam) or spot (30° beam).

[www.litepanels.com](http://www.litepanels.com)

### T-VIPS CP524



TS adapter supports multi-stream (any input to any output), remultiplexing and flexible format conversion; designed to meet the requirements of operators and service providers for repacking and delivery of content for multiple end points; its filtering and remultiplexing features enable operators to save valuable bandwidth; equipped with reliability features such as hitless switching with diversity reception, service fallback and T-VIPS Embedded Redundancy Control to ensure 100-percent uptime even in the case of severe packet or link loss.

[www.t-vips.com](http://www.t-vips.com)

### BHV Broadcast Syntax Essence

Low-cost version of the Syntax up/cross/downconverter; offers the same broadcast specifications as its predecessor but with a 50-percent price tag; based on Super-Resolution Bandlet Technology; brings the performance advantages of motion-compensated processing without the associated disadvantages of high cost and occasionally severe artifacts; full Syntax range offers options such as analog video inputs and ARC, which are available as extras on Syntax Essence.

[www.bhvbroadcast.com](http://www.bhvbroadcast.com)

### Front Porch Digital DIVAdirector V5.1



Media asset management system is a permission-based Web application that enables complete access to file-based content stored by DIVArchive CSM systems; contains new features that make it even easier for any media organization with a DIVArchive system to manage its digital files, especially if that organization is using the LYNX<sup>sm</sup> platform for moving, archiving and online video publishing to the cloud; available as a cloud service or licensed locally; offers enhanced integration with other components in the DIVASolutions product line.

[www.fpdigital.com](http://www.fpdigital.com)

### Leader Instruments LV 5837

Audio monitor accepts up to eight AES/EBU stereo digital audio feeds at sampling frequencies from 32kHz to 190kHz; has a wide range of measurement capabilities, including audio level metering in dBFS, Nordic, BBC and DIN scales; up to 16 audio channel bargraphs can be viewed simultaneously on the instrument's 6.3in TFT LCD color screen; peak hold can be switched between true-peak, PPM Type I or PPM Type II modes and zero to five seconds duration in 0.5 or one-second steps.

[www.leaderamerica.com](http://www.leaderamerica.com)

### Calrec Audio Artemis Light

Newest member of the Artemis family of audio consoles; new feature is a compact processing rack dedicated to delivering digital signal processing and routing capabilities in a 4U enclosure; like all Artemis consoles, Artemis Light incorporates Bluefin2 high-density signal processing and Hydra2 networking technologies in the same compact yet scalable control surface used by Artemis Shine and Beam; employing the same hardware and software architecture, the console can be fully integrated with any existing Hydra2 network.

[www.calrec.com](http://www.calrec.com)

### Primestream FORK Xchange Suite 1.5



Gives broadcasters instant Web access to content on their FORK Production servers from any Windows, Mac or iOS device; contains new capabilities for creating subclips and markers, as well as an upload manager, extended metadata functionality, multitrack audio control, and more new features that make it even easier for media enterprises to manage content efficiently among multiple FORK Production suites; supports multiple frame rates according to both NTSC and PAL standards.

[www.primestream.com](http://www.primestream.com)

### Hamlet

### Precision HDW7

Portable monitor's small, lightweight enclosure houses a 7in In-Plane Switching screen, designed to offer vivid, clear pictures and a stable response time; displays consistent and accurate color from all viewing angles; adjustable clip level, under and over luminance, and false color capability are enhanced further by the built-in clear and absolute waveform, RGB and vector traces; HDMI input is complemented by a 3G, HD, SD-SDi input and loop and headphone audio output.

[www.hamlet.co.uk](http://www.hamlet.co.uk)

### Ericsson

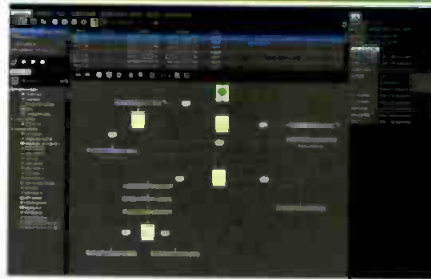
### SVP 5500

HEVC/H.265 encoder is designed for the delivery of live and linear TV over mobile networks to mobile devices; capable of real-time encoding at resolutions up to HD; reduces bandwidth requirements for current and future services; enables operators to deliver consistent, high-quality TV experiences on mobile devices and to meet growing consumer expectations for TV Anywhere services, whether in the home or on the move.

[www.ericsson.com](http://www.ericsson.com)

### Harris

### Invenio Motion 4



Designed to represent a reinvention of media asset applications from a simple workflow engine to a comprehensive media management system that integrates people, applications and devices into a holistic workflow; allows users to add, configure and manage devices, as well as assign tasks to personnel and track projects from inception to completion; consolidates multiple asset management tasks within its engine, bringing together many transcoding and storage options.

[www.broadcast.harris.com](http://www.broadcast.harris.com)

### Orad

### Maestro 6.7

Enterprise graphics system addresses end-to-end graphics creation and distribution workflows for real-time, pre- and post-broadcast production environments; seamlessly integrates with industry-standard newsroom, automation, traffic and editing systems; key new feature is the GMAM system, a graphics-oriented media asset management technology fully integrated within Maestro; additional new features include an order management system that better manages asset requests for video clips and images, and a SceneEdit module, which lets users create a completely new graphic design or modify the look of existing graphics from the playout station

[www.orad.tv](http://www.orad.tv)



powered by  
**Kayak™**

## File-Based Transcoding



### Transcending Transcoding

Digital Rapids Transcode Manager® 2.0 blends high-volume media transformation and workflow processes so seamlessly it's almost unfair to call it transcoding. Unlock new revenue opportunities and reduce your costs with streamlined, intelligent workflows.

- Superior quality, flexibility and scalability
- Logic-driven process automation maximizes efficiency
- Intuitive, visual workflow design tools
- Powerful **Kayak** platform enables rich third-party integration

Visit our website to learn more: [www.digitalrapids.com/tm2](http://www.digitalrapids.com/tm2)



**digital rapids®**

[www.digitalrapids.com](http://www.digitalrapids.com)

905-946-9666 x212

Connecting Content to Opportunity

Encoding • Transcoding • Workflow • Streaming • Broadcast

# NEW PRODUCTS

NEW PRODUCTS & REVIEWS

## NUGEN Audio

## ISL

Inter-sample true-peak limiter is based on the standardized true-peak algorithms of ITU-R B.S. 1770 and related standards; suitable for the control of audio for post production and broadcast applications; true-peak limiting can also be used to ensure that downstream codecs (mp3, AAC) do not introduce distortion into the signal; although ISL has been designed for limiting relatively dynamic high-quality audio, it can also be used to hard limit and reduce dynamic range considerably if this is required.

[www.nugenaudio.com](http://www.nugenaudio.com)

## NOA ingestLINE FrameLector

Video ingest module for typical SD material such as betacam SP; ingest tool provides scene detection, lossless compression on open source standards, remote control and an infinitely scalable, multi-stream parallel solution, with complete previewing.

[www.noa-audio.com](http://www.noa-audio.com)

## Grass Valley

## STRATUS




Latest version of the media workflow application framework includes archive, conform and metadata management enhancements; this functionality, when combined with ENPS, Octopus or iNEWS newsroom computer systems, permits users to access all of their STRATUS tools within the NRCS — streamlining the entire news production process; these news tools also facilitate the unlimited sharing of clips and content creation tools between collaborative workgroups or individual users.

[www.grassvalley.com](http://www.grassvalley.com)

## Chyron

## Axis World Graphics



Newly enhanced mapping system provides a more interactive experience for producers, as well as faster renders and many new features; order management tools offer new point allocation systems that enable more efficient management of graphics teams; custom order forms offer flexibility for handling many different asset types; additional new features include integrations with Apple Final Cut Pro and Adobe Premiere Pro video editing.

[www.chyron.com](http://www.chyron.com)

## Artifact-free Automatic Loudness Control Requires Much More Than Just "Processing for the BS.1770 Meter."

Orban's Optimod-Surround 8685 simultaneously controls the loudness of one surround program and four stereo programs in real time. Built by the only company with 30+ years of experience in automatic loudness control for TV, the 8685 is dialnorm-aware and CALM Act compliant. Through its 3G HD-SDI I/O, the 8685 appropriately delays video and metadata to maintain A/V sync in both Loudness Controller and Pass-Through modes.

No other loudness controller combines the 8685's refined sonics, ease of installation, and ease of use. The 8685 can correct problematic mixes, de-essing and rebalancing dialog so that it's always intelligible and never harsh. Like a human mixer,

Orban's newly refined third-generation CBS Loudness Controller™ hones in on the "anchor element" (usually dialog) in your programming. Unlike the BS.1770 algorithm, the CBS algorithm provides sophisticated multiband loudness measurements that model the loudness integration time constants and "loudness summation" properties of human hearing. Consequently, the CBS controller doesn't duck dialog levels whenever underscoring and effects are present, nor does it damage the impact of high-energy productions by making them sound oddly quieter than surrounding program dialog. Instead, your audience hears dynamic, natural sounding, artifact-free audio with consistent dialog levels between and within program elements.



orban

8685 SURROUND AUDIO PROCESSOR



Got your free Orban Loudness Meter yet?  
[www.orban.com/meter](http://www.orban.com/meter)

OPTIMOD

<http://www.orban.com/products/television/8685>

**Small Tree GraniteSTOR TITANIUM4**



Four-drive video editing shared storage system supports 2TB, 3TB or 4TB disk drives; its unique design enables video editors with limited resources to focus on editing video projects rather than trying to locate critical files off portable storage drives; equally effective in studios or on the move with a mobile production crew; designed to be simple to set up and manage; storage is available within minutes of start-up; is configurable from 8TB to 16TB of storage capacity, while driving nine streams of ProRes 422.

[www.small-tree.com](http://www.small-tree.com)

**Thomson Broadcast**

Transmitters are now equipped with an increased operating range from 1.6kW to 11.6kW – UHF wideband; cooling system has been redesigned to provide further energy savings and ability to adapt to any environmental conditions, offering a 50-percent improvement in efficiency over current standard transmitters on the market.

[www.thomson-broadcast.com](http://www.thomson-broadcast.com)

**Futhura GreenPower**



**Utah Scientific**

**UTAH-100/UDS Universal Distribution System**

Signal distribution system combines the flexibility of a multirate digital routing switcher with the economy of simple distribution amplifiers; modular system is based on I/O modules with 16 ports, interconnected by a crosspoint fabric that allows any input signal to feed any number of output ports.

[www.utahscientific.com](http://www.utahscientific.com)



**INOVATIVE COST-EFFECTIVE NEWSROOM COMPUTER SYSTEM**



[www.octopus-news.com](http://www.octopus-news.com)



**OCTOPUS 6**

# FAST VIDEO AND FILE TRANSPORT

Secure internet link for production studios.

Up to **10X** faster transfers.

Archiving to cloud or local storage.



Lossless, pixel-perfect image compression.

Supports up to **4K** resolution.

Integrates with your network in minutes.



818.584.2650 WWW.CHIRPDATA.COM

subscri  
subscriptions

Your Name Here  
Company  
Address  
City, State ZIP

Let *Broadcast Engineering* keep you up-to-date on the latest industry news, technology developments, new products and services...and more.

Apply for your free subscription today. Log on to [BroadcastEngineering.com](http://BroadcastEngineering.com) and click on "subscribe."

And...you can also sign up for any of the industry's leading E-newsletters from *Broadcast Engineering*.

[BroadcastEngineering.com](http://BroadcastEngineering.com)

**BroadcastEngineering.**

## Shotoku Broadcast Systems

**SX300VR**

Tracking pan-and-tilt head is designed as the perfect companion for the TP200VR pedestal; features the company's reliable and accurate VR tracking technology; designed to offer a continuously adjustable perfect-counterbalance system; VISCAM ultimate fluid drag system ensures smooth, adjustable pan-and-tilt drag with enhanced torque.

[www.shotoku.co.uk](http://www.shotoku.co.uk)

## Jampro

**RCCC**

Combiner family has a compact modular design that can be configured to fit into the smallest transmitter rooms; additional frequencies can be easily added when the time comes; uses temperature-compensated bandpass filters, which have an integrated heat sink top; this keeps the filters cool and locked on their frequencies; various models are available for different channel spacing.

[www.jampro.com](http://www.jampro.com)

## EVS

**C-Cast**



Content delivery platform allows viewers to use their smartphones, tablets or laptops to access extra content and view clips the way they want; latest features include the ability to replay clips at variable speeds and the ability to import third-party statistics and analysis information integrated into a timeline; offers advanced integration with third-party Web systems.

[www.evs.tv](http://www.evs.tv)

## Broadpeak

**BkM100 Mediator**

CDN management software enables network service providers to deliver video content to any screen, offering viewers a superior quality of experience over any network; includes an advanced caching mechanism that optimizes storage at edge levels; using the new content priority management tool, users can prioritize pay and free content to distribute CDN video services more efficiently.

[www.broadpeak.tv](http://www.broadpeak.tv)

## Crystal Vision

**Safire 3**


Real-time chroma keyer works with 3Gb/s, HD and SD sources; new processing features add more realism to the key, with shaping and softening of edges, key noise reduction, color-spill processing and 2D compensation for uneven illumination of backdrops with separate corrections for linear and radial lighting problems.

[www.crystalvision.tv](http://www.crystalvision.tv)



**MultiDyne**

**SilverBACK-II with JUICE**



Fiber transport system can transmit any camera signal — including HD-SDI video, audio, control data, GPIOs, tally and power — over a single hybrid fiber and copper cable without relying on local power or batteries; eliminates operator fatigue in the field by providing a lightweight, remote powering system that can be seamlessly integrated onto any camera.

[www.multidyne.com](http://www.multidyne.com)

**Apantac**

**CRESCENT MicroQ**



Quad-split multiviewer has full-screen capability; can be mounted easily onto the rear of a high-resolution display; accepts and auto-detects composite, SD, HD and 3G-SDI signals; supports DVI/HDMI and SDI outputs; displays embedded audio meters; supports the TSL protocol over IP; power consumption is low (12W) and is completely silent (fan-less).

[www.apantac.com](http://www.apantac.com)

**Vislink**

**Gigawave HD micro camera**

HD micro camera measures only 8cm x 2.4cm x 2.4cm (without lens) and weighs only 2.8oz; powered by a 10VDC to 18VDC supply; HD-SDI video input arriving via SMB connector; designed to deliver full broadcast-quality images in the most demanding environments; includes remote-control functionality; can be directly connected with existing Gigawave on-board camera systems.

[gigawave.vislink.com](http://gigawave.vislink.com)

**Alan Dick Broadcast**

**ADB-CNQ**

FM notch filter is designed for suppression of intermodal products and rejection of a single frequency; also features natural temperature stabilization, and low insertion loss and VSWR packaged in a compact, high "Q" aluminum cavity; features a small footprint.

[www.alandickbroadcast.com](http://www.alandickbroadcast.com)

**Now Shipping!**

# HelixNet

PARTYLINE



**Meet the Next Generation of Wired Beltpack**

Operating on a single standard microphone cable like a traditional analog beltpack, the advanced HelixNet Partyline beltpack also functions like a source assignment panel, allowing users to select any two of four channels to get the job done. The high-fidelity system also delivers superb digital sound quality even when faced with possible sources of interference. With more channel options than ever and exceptional audio clarity, the HelixNet Partyline is partyline intercom, reinvented.

Made from lightweight cast aluminum.

For more product information or sales contact:  
[www.clearcom.com](http://www.clearcom.com)



Copyright © 2012, Clear-Com, LLC. All rights reserved. © Clear-Com, the Clear-Com logo, and HelixNet are registered trademarks of Hill Electronics, Inc.

## THE NEXT GENERATION OF FULL DUPLEX WIRELESS

# COMSTAR

Performance of a rack mounted system - at a fraction of the cost!

- 8 people communicate simultaneously
- Dual channel with party line switching
- Self-contained headsets - no beltpacks!
- Portable for on-location use.
- Range up to 800 yards.



EARTEC

1.800.399.5994

[www.eartec.com](http://www.eartec.com)

# NEW PRODUCTS

NEW PRODUCTS & REVIEWS

## S3 Group StormTest Decision Line



Automated test system is designed for screening digital TV receiver devices; built on S3 Group's StormTest core platform, offering services such as OCR, image capture and image comparison, motion and audio detection; newest version includes features such as support for DOCSIS reporting and for retrieving predefined diagnostic information via DOCSIS from the cable headend and/or the device under test.

[www.s3group.com](http://www.s3group.com)

## Brainstorm Multimedia EasySet 3D



Virtual set provides a comprehensive 3-D real-time environment with stereoscopic capabilities; features an integrated chromakeyer, up to four SD/HD inputs and live switcher mode with up to 12 live simultaneous productions for easy transition between 3-D cameras from a single PC.

[www.brainstorm.es](http://www.brainstorm.es)

## Wohler

## RadiantGrid New Media Automation Platform

Designed to enable a more efficient system for file-based creation, standards conversion, QC and distribution of media, while augmenting and integrating with trafficking, rights management, linear automation and business process management systems; powered by RadiantGrid's TrueGrid media transformation and parallel processing engine with an underlying content management fabric.

[www.wohler.com](http://www.wohler.com)

## Clear-Com

## Optocore/BroaMan DiViNe V3R-FX-ICOM-SDI



Intercom is ideal for any setup that requires multiple feeds of high-quality audio, video, data and intercom; provides scalable, protocol-independent routing, repeating, transport and distribution of multiple signals over optical fiber; is equipped with four four-wire RJ45 matrix ports and four four-wire RJ45 panel ports; capable of housing up to six SD/HD/3G-SDI coaxial video inputs, or outputs that are converted to and from single-mode DiViNe optical fiber links.

[www.clear-com.com](http://www.clear-com.com)

## Mosart Medialab

## Newscast Automation 3.0

Automation software includes a redesigned GUI; story elements can easily be assigned to buttons, making the GUI a shot box for touchscreens; story scripts from newsroom computer are shown directly in the Mosart GUI; now also includes interfaces with Harris Nexio and Grass Valley K2 video servers, Calrec and Stagetec audio mixers, Casper, Xpression and Pixelpower graphics, and Annova's OpenMedia in addition to ENPS, iNEWS, Dalet News and NorCom.

[www.mosart.no](http://www.mosart.no)

## Telecast Fiber Systems

## Terrapin TR-D6

Compact throwdown device features both a fiber-optic (ST) input and a copper (BNC) output, as well as a fiber-optic output (ST) and six copper (BNC) outputs; a single push-button operation allows users to easily switch between four modes, permitting the unit to act as an HD/SDI distribution amplifier with six BNC outputs and a fiber-optic output, a fiber-optic transceiver with six BNC outputs of the received signal or the local copper signal, or as an optical repeater with a six-output BNC tap.

[www.telecast-fiber.com](http://www.telecast-fiber.com)

**ENENSYS**  
TEST SYSTEMS

\*USA\*  
**DVEO**  
Broadcast Division

## Analyze, Capture and Play RF, ASI and IP with a Laptop

### USB compact adapters for:

- DVB-T2/T/C, QAM, ATSC, ISDB, DTMB...
- RF, ASI, IP, LVDS, TTL interfaces



### DiviSuite: comprehensive analysis

- Record and play MPEG2-TS and T2-MI
- Analyze RF, MPEG2-TS and T2-MI
- Decode services (H.264 / MPEG2, EPG, ...)



U.S. Distributor: [www.dveo.com](http://www.dveo.com)

[www.enensystem.com](http://www.enensystem.com)

### Trilogy

Signal detector is available in either 1RU or 2RU frame formats; can detect and/or switch up to 24 discreet pairs of reference signals from a set of main and reserve SPGs; frames may be fitted with single or dual power supplies; for further resilience, rear connector units have by-pass relays to ensure that an output is always retained in the event of board removal or total loss of power.

[www.trilogycomms.com](http://www.trilogycomms.com)

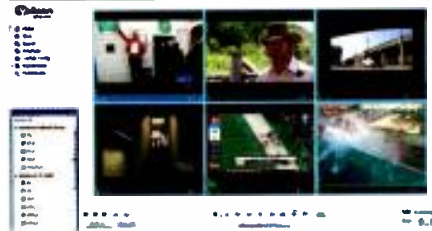
### Argosy

MIL26 stagebox is used for eight-channel audio cables, while MIL41 is used for 12 channels of audio; can be wired as a single input in parallel or as a straight-feed-through version; made using Neutrik XLRs; designed to withstand harsh OB environments where they are used for the breaking out from multichannel audio cables on to single mic cables.

[www.argosycable.com](http://www.argosycable.com)

### Watchdog

### Volicon



Logging and monitoring system allows users to log MPEG transport streams continuously, as well as monitor A/V content, including BS.1770-2 loudness and other correlations of data and video; enhanced version accommodates an even broader array of inputs, including ASI, QAM, 8-VSB and DVB-T MPEG TS interfaces; provides improved system density for HD and SD programs.

[www.volicon.com](http://www.volicon.com)

### Observer 7.0

### Snell

### ICE Channel-in-a-Box v3.0



Channel-in-a-box now includes powerful integrated 3D and 2D graphics and CG functionality with timeline control and the ability to populate fields from Morpheus automation schedule events, as well as external data sources; complementing ICE's HD and SD simulcast capabilities is the addition of a delay server that provides the ability to record the output of a channel for delayed playout services; offers variable-speed playout and audio processing.

[www.snellgroup.com](http://www.snellgroup.com)

1.888.console  [tbconsoles.com](http://tbconsoles.com)



## TRACSERIES

technical furniture systems for video production and broadcast

Technical furniture systems for control room consoles, edit desks, and flat panel monitor walls. Trac Series provides a complete range of highly adaptable solutions from one company.



modular. functional. adjustable.

# NEW PRODUCTS

NEW PRODUCTS & REVIEWS

## Miranda

NV8140

Router provides all of the advanced features of an enterprise-class router in a 144 x 288 matrix contained in just 8RU; designed for mobile production suites and smaller studios; includes robust features typically found in larger routers, such as redundant power supplies, control cards and crosspoints.

[www.miranda.com](http://www.miranda.com)

## Visual Unity

4K Gateway

Portable device for real-time, low-latency video streaming up to 3-D 4K; online 4K digital video offers about four times the resolution of the most widely-used HD television format, and 24 times that of a standard broadcast TV signal; device allows film, post production and visualization companies to harness the power of 4K over unlimited bandwidth and distance in collaborative environments; operates over dedicated photonic networks or shared Internet; offers low latency of less than 1ms plus networking delay, thus ensuring an interactive experience; higher buffering can be optionally selected to compensate for high network jitter or special applications.

[www.visualunity.com](http://www.visualunity.com)

## NETIA

Content Management System (CMS)



Content management system allows users to manage all processes within the global production environment — from editing through post and distribution — through simple, easy-to-manage workflows and task automation, accessed through one unique and easy-to-use interface; enables users to connect all of their partners and vendors within a single production ecosystem; latest version includes enriched features within its meta-data management module and a new, enhanced GUI.

[www.netia.com](http://www.netia.com)

## Sonnet Technologies

Echo Express SE 10GbE

Two-port 10GbE Thunderbolt adapter bundles Sonnet's just-released Echo Express SE Thunderbolt expansion chassis for PCI Express (PCIe) cards and Presto's 10GbE two-port 10GbE PCIe card together to provide a near-plug-and-play solution for adding 10GbE connectivity to any computer with a Thunderbolt port; compact device enables users to connect directly to high-speed infrastructure and storage without stepping down in speed.

[www.sonnettech.com](http://www.sonnettech.com)

## Ikegami

HDK-97A

Portable camera is part of the company's new Unicam line of multiformat HD cameras; provides 3G-SDI 1080/50p performance; new 16-bit portable HD companion-camera supports not only 1080i/720p, but also 3G signals such as 1080/50p 4:2:2 and 1080/50i 4:4:4; employs advanced new progressive AIT CCD imagers and an all-new digital video processing system; delivers a choice of 1080/50p 4:2:2 or 1080/50i 4:4:4 color sampling; designed for traditional multi-camera production applications; also features a 3G fiber-transmission system from the camera head to its (also new) CCU; transmission options include an HD-SDI QTV signal for teleprompter use and an HD-SDI "trunk channel" that allows for connection of a second camera that doesn't have its own built-in fiber transmission system.

[www.ikegami.de](http://www.ikegami.de)


## Mariner

xVu

End-to-end service assurance system reduces operational costs for multiscreen TV networks by providing help desk, field technicians and customers with tools for managing TV quality; based on SOM approach that accurately monitors entire delivery chain from headend to set-top box; user-friendly, software-based interfaces allow providers to view subscribers' service performance to identify and isolate service issues.

[www.marinerpartners.eu](http://www.marinerpartners.eu)

## 4x4 HD-SDI Matrix Switcher



**MODEL 2444S** | \$850

Sensoray's Model 2444 supports all single-link SDI standards. It is compact, low power and offers unmatched control flexibility via the front panel, Ethernet and RS-422/RS-485.

<b>Matrix</b>	4 inputs, 4 outputs
<b>Data rates</b>	270 Mbps – 2.97 Gbps
<b>Standards</b>	SMPTE 259M(C), 292M, 424M
<b>Input cable length, m</b>	270 Mbps – 400, 1.475 Gbps – 200, 2.97 Gbps – 110.
<b>Ethernet</b>	10/100Base-T(X), HTTP/Telnet
<b>Serial</b>	RS-422/485, 9600-N-8-1
<b>Dimensions</b>	10.0 (W) x 1.72 (H) x 4.4 (L) in
<b>Power</b>	8 W (5 V DC)

503.684.8005 | [SENSORAY.com/2444](http://SENSORAY.com/2444)

## Espial Media Service Platform

Headend system allows operators to create, introduce, manage and monetize multiscreen user experience; can be customized to support TV Everywhere services by market segments based on regional, language and other requirements; allows for tailored channel lineups, pricing models, movies and services.

[www.espial.com](http://www.espial.com)

## Cobham Solo

H.264 wireless camera system is designed to ensure stable transmission of HD pictures and sound across a broad range of applications; custom UMVL modulation system is designed specifically for broadcast applications, combining high quality with an extremely low latency of 15ms; transmitter available in two configurations: as a camera back and as a standalone unit for convenient mounting on vehicles; receiver has eight RF inputs, allowing the custom construction of multiple receiver wide-area arrays.

[www.cobham.com](http://www.cobham.com)

## Tedial Ficus

BPM Web client enables the implementation, monitoring and execution of production workflows in a full Web-based environment; delivers features such as proxy editing, followed by the automatic creation of a high-resolution version; facilitates tasks such as segmentation of media, as well as compliance editing.

[www.tedial.com](http://www.tedial.com)

## SGL Flashnet user interface

Flashnet user interface allows broadcasters and content owners to easily archive and restore material for smaller projects that fall outside the sphere of controlling MAM or automation systems; allows users to bundle material as required, before archiving to any configured FlashNet disk or tape group; using FlashBrowse, content can be sent to the archive directly from an Avid editor and restored via this simple Web interface; can be used on Windows, PC, Mac, and Linux platforms.

[www.sglbroadcast.com](http://www.sglbroadcast.com)

## Digigram IQOYA \*CALL/LE



Audio codec is built for use over standard Internet connections; offers symmetric RTP mode that allows for quick set-up of full-duplex connections without challenging NAT issues or the need for SIP infrastructure; provides seamless interoperability IQOYA V\*MOTE, V\*CALL, \*MOBILE or any third-party IP codec supporting symmetric RTP- and N/ACIP-compliant formats; audio transport technology ensures connection with efficient management of jitter, packet loss, clock drift, QoS and FEC.

[www.digigram.com](http://www.digigram.com)

A PENTON MEDIA PUBLICATION

# BroadcastEngineering®

[www.broadcastengineering.com](http://www.broadcastengineering.com)

Editorial Director: Brad Dick, [brad.dick@penton.com](mailto:brad.dick@penton.com)  
Editor: World Edition: David Austerberry, [daa@broadcastengineeringworld.com](mailto:daa@broadcastengineeringworld.com)  
Managing Editor: Susan Anderson, [susan.anderson@penton.com](mailto:susan.anderson@penton.com)  
Production Editor: Andrew Ward, [andrew.ward@penton.com](mailto:andrew.ward@penton.com)  
Production Editor: Curtis Kitchen, [curtis.kitchen@penton.com](mailto:curtis.kitchen@penton.com)  
Production Editor: Laura Dixon, [laura.dixon@penton.com](mailto:laura.dixon@penton.com)  
Senior Art Director: Robin Metheny, [robin.metheny@penton.com](mailto:robin.metheny@penton.com)

#### Technical Consultants:

Computers & Networking - Brad Gilmer  
Digital Video - Aldo Cugini  
Legal - Harry C. Martin  
New Technology - John Luff  
Industry Watcher - Anthony Gargano

Group Publisher: Wayne Madden, [wayne.madden@penton.com](mailto:wayne.madden@penton.com)  
Sr. Marketing Manager: Kim Davidson, [kim.davidson@penton.com](mailto:kim.davidson@penton.com)  
Director, Online Sales: Angie Gates, [angie.gates@penton.com](mailto:angie.gates@penton.com)  
Production Coordinator: Curtis Jansen, [curtis.jansen@penton.com](mailto:curtis.jansen@penton.com)  
Audience Development: Sonja Trent, [sonja.trent@penton.com](mailto:sonja.trent@penton.com)



Penton Media, Inc.  
249 West 17th Street  
New York, NY 10011

Chief Executive Officer: David Kieselstein, [david.kieselstein@penton.com](mailto:david.kieselstein@penton.com)

#### MEMBER ORGANIZATIONS

Sustaining Member of: Society of Broadcast Engineers  
Member, American Business Media,  
Member, BPA International,  
The Missouri Association of Publications



missouri association of publications

**BE US/Canada Subscription Rates:** Free/controlled circulation to qualified subscribers. Non-qualified persons may subscribe at the following yearly rates (subject to change): USA - \$59; Canada - \$69; Outside US and Canada - \$99. Digital subscription \$12 worldwide. Customer service can be reached at: [broadcastengineering@pbnews.com](mailto:broadcastengineering@pbnews.com) or by calling 866-505-7173 or 847-763-9504

**BE World Subscription Rates:** Free/controlled circulation to qualified subscribers. Non-qualified persons may subscribe at the following yearly rates (subject to change): USA - \$59; Canada - \$69; Outside US and Canada - \$99. Digital subscription \$12 worldwide. Customer service can be reached at: [broadcastengineering@pbnews.com](mailto:broadcastengineering@pbnews.com) or by calling 866-505-7173 or 847-763-9504

**ARCHIVES AND MICROFORM:** This magazine is available for research and retrieval of selected archived articles from leading electronic databases and online search services, including Factiva, LexisNexis and Proquest. For microform availability, contact National Archive Publishing Company at 800-521-0600 or 734-761-4700, or search the Serials in Microform listings at [napubco.com](http://napubco.com).

**REPRINTS:** Contact Wright's Media to purchase quality custom reprints or e-reprints of articles appearing in this publication at 877-652-5295, +00-1-281-419-5725, or [penton@wrightsmedia.com](mailto:penton@wrightsmedia.com)

**PHOTOCOPIES:** Authorization to photocopy articles for internal corporate, personal, or instructional use may be obtained from the Copyright Clearance Center (CCC) at 978-750-8400. Obtain further information at [copyright.com](http://copyright.com).

**PRIVACY POLICY:** Your privacy is a priority to us. For a detailed policy statement about privacy and information dissemination practices related to Penton Media products, please visit our Web site at [www.penton.com](http://www.penton.com).

**EDITORIAL and BUSINESS OFFICE:** Penton Media, 9800 Metcalf, Overland Park, Kansas 66212 • 913-341-1300 • [penton.com](http://penton.com)

Copyright 2012, Penton Media, Inc. All rights reserved.

# Make the move to HD All-in-One Professional IRD for Satellite / IP Applications

Trade-in your old IRD and get a new UC-IRD+ for only \$1,495



All features come as standard

MPEG-2 ▶ MPEG-4 ▶ HD ▶ SD ▶ DVB-S ▶ DVB-S2 ▶ QPSK ▶ 8PSK ▶ HD-SDI ▶ SDI ▶ ASI ▶ IP ▶ HDMI ▶ BISS ▶ CA

Trade-in your old modulators for new state of the art DVB-S/S2 QPSK/8PSK UC-250L2 modulators for only \$2,950

Simply send your old IRD or modulator (analog or DVB-S) to qualify.  
For more details please contact us by phone or email.



+1-408-329-4158  
sales@upcom.com  
www.upcom.com

## Employment

### Regional New England Stations

Our Chief Engineer is reducing his contract work load, but he won't leave us until he finds a great replacement. Thus, our regional New England radio group seeks a Chief Engineer.

We offer excellent facilities and an outstanding quality of life in Massachusetts' Pioneer Valley. From the outdoors to the arts we have it all.

**Proper candidate should have:**

- RF (AF) and IT experience.
- FCC and SBE certifications a plus.

Please send resume in confidence to:

Greg Urbiel  
Director of Engineering  
Saga Communications, Inc.  
sagahr@sagacom.com



## Equipment Wanted

**WANTED - QUAD (2") VTRS,  
RCA OR AMPEX. WE WILL  
ARRANGE SHIPPING.  
CALL ERIC (610) 324-7504**

## For Sale

**Acoustics First®**  
Toll-Free Number: **888-765-2900**  
Materials to Control Sound and Eliminate Noise™  
<http://www.acousticsfirst.com>

## Products & Services

### CBT Systems On-Air Lights



Made in the U.S.A.   
**Contact CBT Systems at  
858-536-2927  
www.cbtsystems.tv**

**Recruit • Retain  
• Explore**

## JOBzone

**The Industry's #1 Job Zone**

Finally, a job site created exclusively for the broadcast industry.

<http://jobzone.broadcastengineering.com>

## BroadcastEngineering

TO REACH INDUSTRY PROFESSIONALS  
PLACE YOUR AD TODAY!

JULIE DAHLSTROM P 312.840.8436 F 913.514.3684 JULIE.DAHLSTROM@PENTON.COM

FOR ADVERTISING SPECS:  
[www.pentondigitalads.com](http://www.pentondigitalads.com)

Digital Guidelines and  
Mechanical Specs

Advertiser	Page #	Advertiser Phone	Website Address
AJA Video	11	800-251-4224	aja.com
Apantac	15	503-616-3711	apantac.com
ATTO Technology	65	716-691-1399	attotech.com
Avid Technology	13, 47	800-949-AVID	avid.com
Blackmagic Design	9	408-954-0500	blackmagic-design.com
Broadcast Microwave Services	50	858-391-3050	bmw-inc.com
Chirp Data	74	818-584-2650	chirp.com
Clear-Com Communication System	41, 75	510-496-6600	clearcom.com
Cobalt Digital	61	800-669-1691	cobaltdig.com
Computer Modules by DVED	76		www.dveo.com
Content & Communications	58		ccwexpo.com
Digital Rapids Canada	71	905-946-9666	digital-rapids.ca
DK Technologies	59	+45 4485 0255	dk-technologies.com
Eartec Co.	75	800-399-5994	eartec.com
Ensemble Designs	37	530-478-1830	ensembledesigns.com
Evertz Microsystems Ltd	IBC	877-995-3700	evertz.com
EVS Broadcast Equipment	69	973-575-7811	evs.tv
For-A Corp. of America	39	714-894-3311	for-a.com
Grass Valley Group	56		grassvalley.com
Harmonic	19		harmonicinc.com
Interbee	23	+81-3-6212-5231	inter-bee.com
Junger Audio	43		junger-audio.com
Linear Acoustic	40	717-735-3611	linearacoustic.com
Livestream	5	877-977-8732	livestream.com/broadcaster
Lynx Technik	21	+49 6150 18170	lynx-technik.com
Matrox Electronic Systems	55	800-361-4903	matrox.com/video
Newtek	3	210-370-8000	newtek.com
Octopus	73		octopus-news.com
Optical Cable Corporation	60	540-265-0690	occfiber.com/broadcast
Orban	72		orban.com
Phabrix	51	800-645-5104	leaderusa.com
Playbox Technology	8C	404-424-9283	playbox.tv
Riedel Communications	35	818-241-4696	riedel.net
Screen Service Broadcasting	25	+39 030 57831	screen.it
Sennheiser Electronic	45		sennheiser.com
Sensoray	78	503-684-8005	sensoray.com
Snell Group	17		snellgroup.com
Solid State Logic	1FC	212-315-1111	solidstatelogic.com/c10
Sony Creative Software	7		sony.com
Stagetec	67	888-782-4391	stagetec.com
Studer	29	866-406-2349	studer.ch
TBC Consoles	77	1-888-console	tbcconsoles.com
Television Systems	31	44 (0)1628 676 221	tsl.co.uk
Triveni Digital	27		trivenidigital.com
TVU Networks	38	650-969-6732	tvupack.com
Utah Scientific	49	800-453-8782	utahscientific.com
Video Clarity	63	866-748-8072	videoclarity.com
Virginia Panel	41	540-932-3300	vpc.com

## SALES OFFICES

### US/CANADA

#### West

George Watts III  
(360) 546-0379; Fax: (360) 546-0388  
georgeww3@aol.com

### INSIDE AND CLASSIFIED SALES:

Julie Dahlstrom  
(312) 840-8436  
Fax: (913) 514-3684  
julie.dahlstrom@penton.com

### INTERNATIONAL

#### Europe

Richard Woolley  
+44-1295-278-407  
Fax: +44-1295-278-408  
richardwoolley@btclick.com

#### Israel

Asa Talbar  
Talbar Media  
+972 (77) 562-1900  
talbar@talbar.co.il

#### Japan

Mashy Yoshikawa  
Orient Echo, Inc.  
+81-3-3235-5961; Fax: +81-3-3235-5852  
mashy@fa2.so-net.ne.jp

#### Asia Pacific

Tan May Ling  
InterMedia & Marketing  
+65-9623-1500; Fax: +65-6265-3000  
tmling@singnet.com.sg

### REPRINTS

Wright's Media  
877-652-5295  
+00-1-281-419-5725  
penton@wrightsmedia.com

### LIST RENTAL SERVICES

MeritDirect  
Marie Briganti, (877) 796-6947  
mbriganti@meritdirect.com  
Kristen Killingback, (914) 368-1062  
kkillingback@meritdirect.com  
Chris Blohm, (914) 368-1031  
cblohm@meritdirect.com

### Customer Service:

866-505-7173 or 847-763-9504

Broadcast Engineering, September 2012, Vol. 54, No. 9 (ISSN 0007-1994) is published monthly and mailed free to qualified persons by Penton Media, Inc. 9800 Metcalf Ave., Overland Park, KS 66212-2216. Periodicals postage paid at Shawnee Mission, KS, and additional mailing offices. Canadian Post Publications Mail Agreement No. 40612608. Canada return address: Bleuchip International, P.O. Box 25542, London, ON N6C 6B2. POSTMASTER: Send address changes to Broadcast Engineering, P.O. Box 2100, Skokie, IL 60076-7800 USA. CORRESPONDENCE: Editorial and Advertising: 9800 Metcalf, Overland Park, KS 66212-2216 Phone: 913-341-1300; Edit. fax: 913-967-1905. Advert. fax: 913-967-1904. © 2012 by Penton Media, Inc. All rights reserved.

# Olympics fever

The price tag of television coverage of the Games keeps growing.

BY ANTHONY R. GARGANO

The Summer Olympic Games always provide a welcome respite from the political campaign coverage, the tit-for-tat, mud-slinging commercials and the incessant talking heads. With a Congress at vitriolic loggerheads and presidential opponents mounting increasingly scurrilous attacks against one another, that breather this year was particularly attractive. Trading news-cycle discussions of red and blue states for sports talk about our red, white and blue medal winners provides for much more enjoyable television viewing. Of course, we can't completely escape politics, as NBC's reported Summer Olympics \$1 billion-plus in advertising included lots of political ad spending.

With the Opening Ceremony and some portions of the 2012 Summer Olympic Games having been seen by in excess of 1 billion viewers, there is little doubt that the Olympics has become the premier television event. NBC Universal paid \$1.18 billion for the U.S. media rights and provided 5535 hours of on-air and online coverage, including live streaming of every single athletic event. These Games perhaps should have been called the Omnipresent Olympics; televisions and tablets, cell phones and computers — they were everywhere.

## In the beginning ...

This is a far cry from where things began. The first Olympic Games to be commercially televised in the United States were the 1960 Winter and Summer Games. That was during the era when both events were held during the same year. That year, for the rights to televise 15 hours of the Squaw Valley, CA, Winter Olympics, CBS paid the munificent sum of

\$50,000 — that's right, \$50,000.

The Summer Olympics, always with a larger following than the Winter Games, were held in Rome that year, and CBS paid \$394,000 for television rights to broadcast 27 hours of coverage. This disparity in rights value was a portent of things to come.

## Same-day coverage

Before the advent of satellite television, CBS rose to the challenge of providing often same-day coverage of the events in 1960 Rome. In 1956, CBS became the first network to adopt the use of a new technology pioneered by Ampex — videotape recording. Having a few years' experience with this technology, CBS shipped recorders to Rome and captured the games on videotape.

Taking advantage of the time-zone favorability between New York and Rome, CBS could fly tapes of that morning's events to New York in time for same-day evening airing on the network. As New York motor vehicle traffic was a problem even back then, CBS left nothing to chance; rather than driving the tapes in to the broadcast center from the airport, the network set up a mobile tape play facility adjacent to JFK.

## The price tag of coverage

Clearly, with rights coverage fees having grown from \$50,000 to \$1.18 billion, television coverage of the Olympics is secondary in importance only to the athletes themselves. In a stroke of financial genius, the International Olympic Committee (IOC) decided in 1986 to split the Summer and Winter Games beginning in 1994, giving us the biennial schedule we currently have. The

separation, calculated the IOC, would enhance the value of the broadcast rights for the always lagging Winter Games.

And right they were. Just look at last year's bidding war. It produced a total winning bid from NBC in excess of \$4.3 billion for

**With rights coverage fees having grown from \$50,000 to \$1.18 billion, television coverage of the Olympics is secondary in importance only to the athletes themselves.**

the Games of 2014 through 2020. NBC broke it down as \$775 million for the 2014 Winter games at Sochi, Russia, and \$1.22 billion for the 2016 Summer Games at Rio de Janeiro. The broadcast rights for 2018 Winter Games at Pyeongchang, South Korea, were valued at \$963 million. The venue for the 2020 Summer Olympics — Istanbul, Madrid or Tokyo — will not be announced until next year, but NBC's winning bid valued the coverage at \$1.41 billion.

Amazing, when you consider that, adjusting for inflation, CBS' total 1960 Olympic rights cost just \$3.5 million in today's dollars. **BE**

*Anthony R. Gargano is a consultant and former industry executive.*

Send questions and comments to: [anthony.gargano@penton.com](mailto:anthony.gargano@penton.com)





# From a Single Channel Playout Server to a Multi Channel Turnkey Broadcast Centre

**It's All in a PlayBox**



- **Single and Multi Channel Playout Automation with interactive CG and Graphics**
- **Traffic Management • Media Asset Management and Archive • Newsroom System**
- **Remote Redundant Playout • Ad Insertion and DPI • Time Shift**
- **IPTV and Internet TV Solutions**
- **Available in HD / SD and DVB (ASI/IP)**

---

**General Sales Contacts:** sales.usa@playbox.tv • **Website:** www.playbox.tv

- **PlayBox UK** +44 1707 66 44 44 • **PlayBox Bulgaria** +359 2 9703050 • **PlayBox Romania** +4 031106 5115
- **PlayBox Turkey** +90 216 3379402 • **PlayBox Germany** +49 7251 302 0445 • **PlayBox Adria** +381 113117286
- **PlayBox Albania** +355 44 80 45 52 • **PlayBox USA** +1 404 424 9283 • **PlayBox Asia Pacific** +603 7954 3400
- **PlayBox India** +91 9811913333

**Broadcast Asia 2012**

**Join PlayBox on  
Stand 4F2-06**

# Create, Manage & Deliver...






## ...Using Evertz' File-Based and Media Asset Management Solutions

Today's business models are growing in complexity with more channels, Video-On-Demand, Over-The-Top, websites and other evolving distribution channels. Operations are consistently faced with operational challenges, tighter budgets, shorter timelines, all while producing more content for consumer demands.

Evertz' File-Based Solutions eliminates these common challenges by bridging the gap between yesterday's traditional television architecture and today's current file-based architectures, while continuing to innovate for future consumer demands.

Create, Manage, and Deliver content with Evertz File-Based Solutions:

- 
**Mediator:** Content & Workflow Management and Automation platform designed to optimize your infrastructure utilization and operational workflows.
- 
**OvertureRT LIVE:** Cost-effective Live and File-Based playout engine with integrated master control and advanced channel branding features.
- 
**Evertz Media Server:** Content acquisition & playout platform along with Evertz' SuperNAS™ provides multi-tiered storage, unparalleled I/O scalability and enterprise-quality reliability.



www.evertz.com • 1.877.995.3700



Evertz (Canada HQ)  
+1 905-335-3700  
sales@evertz.com

US West Coast Sales  
+1 818-558-3910  
uswestsales@evertz.com

Washington DC Sales  
+1 703-330-8600  
dcsales@evertz.com

South-East Europe Sales  
+385 1-2001-665  
SEeuropesales@evertz.com

New York Sales  
+1 201-337-0205  
newyorksales@evertz.com

Dubai Sales  
+971 4-422-9113  
middleeastsales@evertz.com

UK Sales  
+44 (0)118-935-0200  
uksales@evertz.com

Asia Pacific Sales  
+852 2850-7989  
asiapacificsales@evertz.com

