

BROADCAST[®] ENGINEERING

M



Monitors

• Audio

• Video

Audio Designed for Video

New ADM® Consoles operate with your video switcher or editor

Our new VP Series Video Production Console represents an entirely new approach to the audio control requirements of a modern Video Production center. With legendary ADM reliability, it is designed to complement the video editing process by allowing synchronized control of the Audio and Video mix from a single editor.

Each fully equalized input utilizes a VCA Attenuator and may be assigned to either an A or B control bus. When the dual control busses are assigned to the Video Editor,

line cuts or cross fades are in perfect video sync. The VP Series includes total breakaway capability for off-line audio. These versatile consoles are available in 8, 12, or 16 input main frames.

Like all ADM Consoles, the VP Series are "human-engineered," extensively tested and backed by our *exclusive* 5-Year warranty.

For specific information, contact ADM Technology, Inc., 1626 East Big Beaver Road, Troy, MI 48084. Phone (313) 524-2100. TLX 23-1114.



ADM[®]

The
Audio
Company

WEST CENTRAL SALES
(817) 467-2990

WEST COAST SALES
(415) 945-0181

MAIN OFFICE AND
EAST COAST SALES
(313) 524-2100

How the Midwest advantage adds up for you.



Technical Expertise

One of the nation's largest suppliers to the communications industry. Midwest offers more than a comprehensive inventory of the finest quality equipment and supplies from the industry's leading manufacturers. We also offer all the technical advice and assistance you need - from initial

planning and design, through engineering and installation. With years of technical education and experience, the staff engineers on the Midwest Team can augment your staff during critical installation periods so you don't have to hire extra, temporary personnel.

Plus, Control Systems

Whatever the control application, from CATV Commercial Insertion to Broadcast Station Master Control, the Midwest Team can provide the solution, from design through implementation.




Plus, Teleproduction Systems

We can provide complete "turnkey" teleproduction systems, procuring all the necessary components, designing and installing the system, and maintaining all service and warranty responsibilities once the system is in place.



Plus, Transmission Systems

We have the experience and capability to design, supply, install, and maintain transmission systems of any level of complexity, including Television Broadcast, LPTV, CATV, MATV, Microwave, Satellite, Fiber Optics, and more!



Plus Mobile Units

From news gathering vehicles to 45-foot teleproduction units, Midwest offers a complete line of fully integrated mobile units featuring state-of-the-art equipment. We can also design and supply a custom unit to meet your specific needs.



It all adds up to Midwest!

Call us toll free and find out where our capabilities can meet your needs.
800-543-1584



One Sperti Drive
Edgewood, KY. 41017

Cincinnati, OH
606-331-8990
Columbus, OH
614-476-2800
Dayton, OH
513-298-0421
Cleveland, OH
216-447-9745
Pittsburgh, PA
412-781-7707

Detroit, MI
313-689-9730
Indianapolis, IN
317-251-5750
Louisville, KY
502-491-2888
Lexington, KY
606-277-4994
Bristol, TN
615-968-2289

Nashville, TN
615-331-5791
Charleston, WV
304-722-2921
Virginia Beach, VA
804-464-6256
Washington, DC
301-577-4903
Charlotte, NC
704-399-6336

Atlanta, GA
404-875-3753
Miami, FL
305-592-5355
Tampa, FL
813-885-9308

Circle (132) on Reply Card

www.americanradiohistory.com

BROADCAST engineering

The journal of broadcast technology

March 1984 • Volume 26 • No. 3

AUDIO MONITORS

- 38 Multiway audio amplification**
By William C. Cheney, president, Applied Technology, Salt Lake City, UT
- 44 Monitoring for TV sound**
By Roy W. Rising, systems engineer/production mixer, ABC-TV, Hollywood, CA
- 56 Selecting a monitor amplifier**
By Bruce Bartlett, Crown Int'l, Elkhart, IN
- 58 Audio monitor update**
By Jerry Whitaker, radio editor

VIDEO MONITORS

- 66 Who's monitoring the monitor?**
By Gene D. Ornstead, national service manager, Conrac Corporation, Covina, CA
- 74 Video monitor update**
By Carl Bentz, television editor

OTHER FEATURES

- 22 Technology behind ABC News**
By Alan J. Zauzmer, Ztronic Enterprises Ltd., New York, NY
- 80 NAB-'84/Las Vegas: You've Got What It Takes**
By Bill Rhodes, editorial director
- 88 LPTV notes: An industry begins to expand**
By Carl Bentz, television editor
- 96 Field trials: Videotek Delphi I digital waveform monitor**
By Carl Bentz, television editor
- 102 AM stereo processing**
By Ronald R. Jones, president, Circuit Research Labs, Tempe, AZ
- 114 Acoustic phase cancellation: The problem and its solutions**
By Greg Silsby, Electro-Voice, Buchanan, MI

DEPARTMENTS

- 4 News**
- 6 FCC update**
- 10 Editorial**
Stereo TV for Christmas 1984
- 13 Satellite update**
- 14 Associations**
- 20 AM stereo update**
- 120 New products**
- 124 People**
- 127 Business**
- 131 Index of advertisers**
- 132 Classified ads**

©Copyright 1984, by Intertec Publishing Corporation. All rights reserved. Photocopy rights: Permission to photocopy for internal or personal use is granted by Intertec Publishing Corp. for libraries and others registered with Copyright Clearance Center (CCC), provided the base fee of \$2.00 per copy of article is paid directly to CCC, 21 Congress St., Salem, MA 01970. Special requests should be addressed to Cameron Bishop, publisher.

ISSN 0007-1994. \$2.00 + 0.00.

BROADCAST ENGINEERING (USPS 338-130) is published monthly by Intertec Publishing Corporation, 9221 Quivira Road, P.O. Box 12901, Overland Park, KS 66212-9981. Postmaster, return form 3579 to P.O. Box 12938 at the above address.

BROADCAST engineering

March 1984/23



THE COVER this month shows one of the ABC News crews on assignment as part of ABC's worldwide coverage. The photo, which shows that the new ENG technology works well with a backdrop of some of man's age-old efforts, is courtesy of ABC, New York. An article, "Technology Behind ABC News," begins on page 22.

Coming events

- March 27-28**
LPTV West, Anaheim, CA
- March 27-30**
Audio Engineering Society (AES), Paris, France
- April 8-12**
NPR Annual Conference, Arlington, VA
- April 29-May 2**
NAB 62nd Annual Convention, Las Vegas, NV
- May 3-6**
ITVA, Las Vegas, NV
- May 12-15**
Audio Engineering Society (AES), Anaheim, CA
- May 20-23**
Broadcast Financial Management Association (BFMA) 24th Annual Conference, New York, NY
- May 30-June 2**
American Women in Radio and Television 33rd Annual Convention, Chicago, IL

NEXT MONTH BE will focus on the NAB-'84/Las Vegas Convention. Our pre-show issue will include a run-down of technical sessions (scheduled for Saturday and Tuesday nights); a detailed product/exhibitor listing; a floor map pinpointing booth locations, with exhibitors specified; and highlights of special events announced for this year's show.

MASTERING THE MIND'S EYE

BROADCAST PLUS

U-MATIC VIDEOCASSETTES

AGFA BP — the promise...delivered.

**AGFA
VIDEO**

AGFA-GEVAERT  275 NORTH STREET, TETERBORO, N.J. 07608 (201) 288-4100

Circle (2) on Reply Card

www.americanradiohistory.com

Broadcasters help fight crime

Criminals may have a tougher time breaking the law and getting away with it in 1984, because a 12-year-old organization, WE TIP, now reaches 15 million viewers across the nation. WE TIP enables people to give information regarding criminal activities via a national toll-free hot line.

WE TIP's partnership with television began in 1981 with Eyewitness News on KABC-TV, Los Angeles. Broadcasts of public service announcements, editorials and documentaries by KABC-TV to date are touted as being responsible for 2408 criminal arrests, 316 convictions and the seizure of \$11.5 million in illegal drugs. Another outstanding set of statistics involves WLS-TV, Chicago, which joined the organization in March 1983. The figures state 102 arrests, \$191,600 in recovered stolen property and \$45.8 million in illegal drugs and narcotics.

Other TV stations in the WE TIP program include WATE-TV, Knoxville, TN; WIXT-TV, Syracuse, NY; WPVI-TV, Philadelphia; WXYZ-TV, Detroit; WISN-TV, Milwaukee; and KGO-TV, San Francisco, as of Feb. 1, 1984.

Criminal activities handled by the WE TIP program are not limited to stolen property and drug traffic, however. WXYZ-TV's involvement in the program led to the arrest of a murder suspect. WATE-TV tells of a different type of situation, though, when a bystander attacked a plainclothes officer who, working with the TV production staff, was re-enacting a purse-snatching incident for later broadcast on WATE-TV's crime-stopper segment.

Stations interested in joining the WE TIP program may

contact: WE TIP National Crimefighting Network, P.O. Box 740, Ontario, CA 91761; 714-987-5005.

Individuals interested in reporting information to the network may call 800-73CRIME nationwide or 800-78CRIME in California.

Group cooperates to organize satellite distribution

A group of Canadian broadcasters and cablecasters are trying to organize satellite distribution and other services needed by the electronic media. The plan will see the launching within a year of Canadian Satellite Distribution System (CSDS), a service owned and operated by its users. The service will exploit Canadian technology and expertise.

Bob Lockhart of Saint John, New Brunswick, is chairman of the organizing committee. Lockhart was the last broadcaster president of Broadcast News Ltd., a wholly owned subsidiary of the Canadian Press. He said that seven broadcasters who, until Nov. 10, served on the BN board of directors, form a nucleus of the planning committee. Other industry representatives have been added in all regions and each medium has a voice in the work.

"Groups that to now have competed rather than cooperated in trying to meet broadcast/cable television needs, now will be working together," he said. "The support we've received has been overwhelming. It's an historic undertaking and the industry understands that point."

Canadians will benefit from the many new services CSDS will help to create and distribute. [:-:~)]]

BROADCAST[®] engineering

Editorial and advertising correspondence should be addressed to: P.O. Box 12901, Overland Park, KS 66212-9981 (a suburb of Kansas City, MO); (913) 888-4664. Telex: 42-4156 Intertec OLPK. Circulation correspondence should be sent to the above address, under P.O. Box 12937.

EDITORIAL

Bill Rhodes, *Editorial Director*
Carl Bentz, *Television Editor*
Jerry Whitaker, *Radio Editor*
Nils Conrad Persson, *Electronics Editor*
David Hodes, *Video Editor*
Miguel Chivlita, *International Editor*
Fred Ampel, *Audio Editor*
Rhonda L. Wickham, *Managing Editor*
Karen Arnhart Booth, *Associate Editor*
Jane Cigard, *Editorial Assistant*
Tom Cook, *Editorial Assistant*
Barbara Ehli, *Editorial Assistant*
Pat Blanton, *Directory Editor*

ART

Kevin Callahan, *Art Director*
James Sen Clark, *Senior Graphic Designer*

TECHNICAL CONSULTANTS

John H. Battison, *Antennas/Radiation*
Blair Benson, *TV Technology*
Dennis Clapura, *Technology*
Dane E. Ericksen, *Systems Design*
Howard T. Head, *FCC Rules*
Wallace Johnson, *FCC/Bdct. Engineering*
Donald L. Markley, *Facilities*
Harry C. Martin, *Legal*
Robert J. Nissen, *Studio/Communications*
Hugh R. Paul, *International Engineering*
Richard Rudman, *Spectrum Management*
Art Schneider, *A.C.E., Post-production*
Elmer Smalling, III, *Cable Systems*
Vincent Wasilewski, *Communications Law*

CORRESPONDING ASSOCIATIONS

American Society of TV Cameramen
Assn. for Bdct. Engr. Standards
National Association of Broadcasters
National Radio Broadcasters Assn.

CIRCULATION

John C. Arnst, *Director*
Evelyn Rogers, *Manager*
Dee Manies, *Reader Correspondent*

ADMINISTRATION

R. J. Hancock, *President*
Cameron Bishop, *Publisher*
Eric Jacobson, *Associate Publisher*

ADVERTISING

Robyn Kahn, *Marketing Coordinator*
Dee Unger, *Advertising Supervisor*
Mary Birnbaum, *Production Manager*

Regional advertising sales offices listed near the Advertisers' Index.

Member,
American Business Press

Member,
Business Publications
Audit of Circulation

BROADCAST ENGINEERING (USPS 338-130) is published monthly by Intertec Publishing Corporation, 9221 Quivira Road, P.O. Box 12901, Overland Park, KS 66212-9981. Postmaster, return form 3579 to P.O. Box 12938 at the above address.

BROADCAST ENGINEERING is edited for corporate management, engineers/technicians and other station management personnel at commercial and educational radio and TV stations, teleproduction studios, recording studios, CATV and CCTV facilities and government agencies. Qualified persons also include consulting engineers and dealer/distributors of broadcast equipment.

SUBSCRIPTIONS: BROADCAST ENGINEERING is mailed free to qualified persons in occupations described above. Non-qualified persons may subscribe at the following rates: United States, one year, \$25; all other countries, one year, \$30. Back issue rates, \$5, except for the September Buyers' Guide issue, which is \$15. Rates include postage. Adjustments necessitated by subscription termination at single copy rate. Allow 6-8 weeks for new subscriptions or for change of address. Controlled circulation postage paid at Shawnee Mission, KS.



©1984. All rights reserved.
Intertec Publishing Corp.

ADVERTISING SALES OFFICES

NEW YORK, NEW YORK

Joe Concert,
Phone: (212) 682-6630
Stan Kashine
Phone: (212) 687-4128
630 Third Ave., Eighth Floor
New York, NY 10017

SANTA MONICA, CALIFORNIA

Herbert A. Schiff,
Schiff & Associates
1408 Santa Monica Mall, Suite 200
Santa Monica, CA 90401
Phone: (213) 393-9285

KANSAS CITY, MISSOURI

Jan Winters,
P.O. Box 12901, Overland Park, KS 66212
Phone: (913) 888-4664

AMSTERDAM, HOLLAND

John Ashcraft & Co., John J. Lucassen,
Akerdijk 150A, 1171 PV-Badhoevedorp,
Holland
Phone: 0-2968-6226
Telex: 18406 HARKE NL

NORWOOD, AUSTRALIA

Hestwell, Williamson, Rouse Pty. Ltd.
P.O. Box 419
Norwood 5067, Australia
Phone: 332-3322
Telex: AA87113


LONDON, ENGLAND

John Ashcraft & Co., John Ashcraft,
12 Bear Street
Leicester Square, London WC2H 7AS
England
Phone: 930-0525
Telex: 895-2387

TOKYO, JAPAN

Haruki Hirayama
EMS, Inc.,
Sagami Bldg., 4-2-21, Shinjuku,
Shinjuku-ku, Tokyo 160, Japan
(03) 350-5666
Cable: EMSINCPERIOD
Telex: 2322520 EMSINCP

LEADER



ACTUAL SIZE

Two Leaders with an important following.

Check the racks of the industry's leaders, and you'll find Leader instruments. At ABC, Sony Broadcast, Reeves, Zenith, HBO, RCA, A.F. Associates, Group W, ATC, Midwest Corporation, and NBC, to name a few...where quality is paramount, Leader has been their choice.

You could pay more for others. But you'll get more from Leader.

For instance, our half-rack LBO-5860A Waveform Monitor is the only one that lets you select

lines 14-21 (fields 1 and 2) from the front panel. And there's an L model that shows you lines 7-21 for coding information, too. Our half-rack LVS-5850B Vectorscope is the perfect mate, with selectable, electronically-generated targets* that can be read from across the room. Electronically-generated targets also provide the highest level of measurement accuracy, even if you misalign the CRT center dot. It also has an internal etched graticule, and gives a VITS display with strobe input.

More than just competitively priced.

The convenience of viewing both vector and waveform displays simultaneously gives you uninterrupted monitoring capability.

Top broadcasters rely on Leader quality. It's backed by a two-year warranty (including CRT's) and factory service depots on both coasts.

Ask for a catalog of our waveform monitors, vectorscopes, signal generators and other instruments; an evaluation unit, and the name of your nearest "Select" Leader distributor.

Call toll-free
(800) 645-5104
 In New York State
(516) 231-6900

For professionals who know the difference.

LEADER
 Instruments Corporation

380 Oser Avenue
 Hauppauge, New York 11788
 Regional Offices:
 Chicago, Dallas, Atlanta,
 Los Angeles, Boston
 In Canada call Omnitrion Ltd.
 (514) 337-9500

VISIT LEADER AT NAB, BOOTH 1349, LAS VEGAS, APRIL 29-MAY 2.

For product demonstration Circle (3) on Reply Card


For product information Circle (4) on Reply Card

*patent pending

FCC update

Harry C. Martin, partner, Reddy, Begley & Martin, Washington, DC

March 1984



LPTV special:

Processing, status and outlook

The FCC began processing LPTV applications in 1983, but relatively few applications had been granted by the end of the year, with more than 11,000 still pending. This number would have been higher, except for the "purge" of more than 3000 technically defective proposals during the period from October-December 1983.

The commission held three lotteries last year, which resulted in the selection of 53 tentative LPTV permittees. The agency expects to conduct lotteries at least once a month during 1984 and hopes to include more groups of applications in each drawing session. As of Jan. 1, there were 227 licensed LPTV stations in the United States and 150 additional granted, but unbuilt, LPTV facilities.

Tier processing/freeze

For processing purposes, LPTV applications are grouped into categories, or Tiers, based on location. Applicants proposing to locate their stations more than 55.5 miles from the center of any of the 212 top TV markets are placed in Tier I. Tier II includes applicants proposing to locate their stations within 55.5 miles of markets 101-212. Tier III includes applicants proposing to locate within 55.5 miles of markets 1-100.

From June 17, 1982 (when the new LPTV rules became effective), through Sept. 15, 1983, the FCC froze the filing of applications for locations falling within Tier II and Tier III. As of Sept. 15, 1983, the commission extended the freeze to Tier I locations.

Current filings

Under the FCC's freeze, the only applications acceptable—in any tier—are those filed in response to cutoff lists. Through the end of 1983, the commission published such lists on a monthly basis, each including about 100 applications. All applications listed were for communities located in Tier I areas. The commission estimates that for each application that appeared on these cutoff lists, it received four competing proposals. Thus, through January 1984, the commission con-

tinued to receive approximately 400 new LPTV applications each month, despite the freeze.

Omnibus cutoff list

On Feb. 7, 1984, the Mass Media Bureau issued one omnibus cutoff list that included all of the approximately 3400 applications, in all tiers, that met the FCC's technical criteria and had not previously been cut off.

The cutoff date for filing applications in conflict with these proposals was set for March 8, 1984. The FCC expected to receive 10,000-20,000 new applications in response to the omnibus list. Depending on the number actually received, it may be a year or more before all pertinent data on the new proposals can be entered into the FCC's computer so that the proposals can be processed.

Lottery groupings

In the meantime, the FCC will continue to process applications already cut off by grouping them for lotteries. This grouping is done by computer. The computer identifies applications that are mutually exclusive with each other by applying the interference criteria contained in the LPTV rules. The computer calculates the pertinent interference contours of existing and proposed LPTV, TV translator and full-power TV stations and determines prohibited overlaps. An applicant whose proposal would exceed maximum permissible signal strength in relation to an existing construction permit (CP) or station, or a previously cut off application, is dismissed and no appeal is permitted unless the FCC's calculations were incorrect.

Applications that survive this threshold test, and are linked together by their mutual exclusivity, are placed in a lottery grouping. All applicants in a particular lottery grouping then are asked to file a statement declaring their minority status and the extent of their other broadcast interests. These two factors are used in assigning lottery preference points. A minority applicant with no other broadcast interests is assigned the highest probability-of-success factor in relation to competing applicants.

Many applications are linked together in daisy chains of mutually exclusive (MX'd) proposals. (In other words, if A is MX'd with B and B is MX'd with C, then A is considered MX'd with C.) The commission has one daisy chain consisting of 1000 interlocking mutually exclusive applications. In such cases, the FCC holds an initial lottery to break the chain followed by as many lotteries among the resulting subgroups as are necessary to dispose of the rest of the original 1000.

Post-lottery procedures

After winning a lottery, an applicant is subject to petitions to deny. About a dozen such petitions were filed regarding the 53 lottery winners in 1983. Applications against which no petitions are filed are reviewed for compliance with non-technical requirements and granted if they pass. In cases in which a petition to deny raises a substantial and material question of fact, the lottery winner must go through hearings before receiving a CP. If an applicant fails to survive the hearing process, a new lottery for the facility is conducted.

Construction period

Once a construction permit is granted, the permittee has one year to place its station in operation. Only applicants demonstrating that forces beyond their control caused delays in construction are eligible for extensions of this 1-year period. Also, the commission will not permit any change in an authorized facility that would improve its coverage in any direction. Thus, a permittee whose site becomes unavailable, for whatever reason, may not apply to relocate unless it can show that no area outside its original coverage area will receive a stronger signal.

Proposals for change

The commission may change its processing criteria in 1984. In a Notice of Proposed Rulemaking adopted in December 1983, the agency announced plans to scrap its cutoff procedures and substitute a system that would provide for a window, or specified date, for filing applications within a particular tier, geographic location or market, or for a particular channel. Under this procedure, applicants would have a limited period after public notice within which to file complete and sufficient applications to be considered with other mutually exclusive applications filed during the same window period. The commission is considering this change in its processing procedures to reduce the filing of mutually exclusive applica-

Continued on page 112

NOT JUST ANOTHER PRETTY PHASE

You need an extremely stable digital sync system with encoded subcarrier for color frame identification. It all starts with our 3252A master and 3256A slaves. You get continuous SC/H phased output, even in the genlock mode, to all sources. It ends with our 3258 SC/H phase meter for proof of performance.

It's no secret that your master sync pulse generator is the heart of your whole plant. If your equipment isn't dancing to the same beat,

the results can be devastating.

Let's face it. Almost everything you do is multiple source now. Successful post-production relies on the function and dependability of your sync pulse generator.

In your quest for excellence, why not plug in to our growing technology?

Contact the nearest Grass Valley Group regional office listed below. Tell them you want to talk to someone who's in sync with your needs.



THE GRASS VALLEY GROUP, INC.®

P.O. BOX 1114 GRASS VALLEY CALIFORNIA 95945 USA • TEL (916) 273-8421 TWX 910-530-8280


A TEKTRONIX COMPANY

Offices: *Eastern Regional:* 499 Thornall St, Edison, NJ 08817, (201) 549-9600 • *Southeastern District:* 1644 Tullie Circle N.E., Ste 102, Atlanta, GA 30329 (404) 321-4318 • *Midwestern Regional:* 810 West Bristol St, Elkhart, IN 46514 (219) 264-0931 • *Northwestern District:* 3585 North Lexington Ave, Ste 238, Arden Hills, MN 55112 (612) 483-2594 • *Southwestern District:* 316 Seminary South Office Bldg, Fort Worth, TX 76115 (817) 921-9411 • *Western District:* 1032 Etwell Court, Ste 244, Palo Alto, CA 94303 (415) 968-6680 • *Western Regional:* 21243 Ventura Blvd, Ste 206, Woodland Hills, CA 91364 (213) 999-2303

Circle (5) on Reply Card

March 1984 *Broadcast Engineering* 7

The Nearest Thing to




a Custom Made VTR.

Even if you could have your VTRs custom-made to fit your needs and facility, you really don't need that luxury. Now Ampex offers so many VPR-80 configurations and accessories that it's almost like having your VTRs custom-made. And all the choices are priced affordably.

There's a VPR-80 for any job in any studio, editing suite or remote truck. Along with all the options, many VPR-80 features are standard, such as AST automatic scan tracking, microprocessor-based dual-cue editing, and many more. You also get the bonus of Ampex service and support, unequalled anywhere in the world.

It's easy to match your individual needs and budget with the VPR-80 that fits best. Call your Ampex sales engineer for the details you need to make a decision.

AMPEX

Ampex Corporation • One of The Signal Companies 

Circle (6) on Reply Card

Atlanta 404/491-7112 • Chicago 312/593-6000 • Dallas 214/960-1162 • Dayton 513/254-6101 • Los Angeles 818/240-5000 • Louisville 502/239-6111 • New York/New Jersey 201/825-9600 • Salt Lake City 801/487-8181 • San Francisco 415/367-2296 • Seattle 206/575-0156 • Washington, DC 301/530-8800

Stereo TV for Christmas 1984

With the number of shopping days until Christmas rapidly dwindling, anyone interested in purchasing the latest in TV technology may wish to start looking for a timely gift. Thanks to the Broadcast Television Sound Committee (BTSC) of the Electronic Industries Association (EIA), there is a good possibility that stereo television, or multichannel TV sound, could be a reality by the end of this year.

Our congratulations go to the EIA and the many people involved in the recent decision on a single standard for the newest concept in US television. The hours spent examining various systems with laboratory test instruments and in subjective listening tests have determined that a new TV transmission system, proposed by Zenith, coupled with special audio processing, offered by dbx, should be implemented in the United States. The EIA/BTSC decision on the Zenith/dbx system comes after almost four years of working with three basic systems, including one presented by the Electronic Industries Association of Japan (EIAJ) and one proposed by Telesonics of Chicago. Also, audio processing proposals for the new transmission mode included other suggested companding systems from Dolby Laboratories, the CBS Technology Center and, initially, Straight Wire Audio. The EIA/BTSC recommendation awaits FCC approval before stereo transmissions on the TV aural carrier can begin.

What happens now? The final decision has been placed in the hands of the FCC. Will the commission send the choice selection to the marketplace, as was done with AM stereo? If so, the final choice may be years down the road. However, the EIA thinks that the selected system reflects the desires of the marketplace. Nearly every manufacturer of consumer and broadcast electronics equipment is associated with the EIA in some way.

It seems that the FCC has few choices. We think that denying the recommendation entirely would indicate that the commission has little faith in the EIA's capabilities, so total rejection of the EIA/BTSC proposal is unlikely. The worst possibility, then, is that the FCC would suggest a compromise. If a compromise is required, it is possible that the industry consensus tacitly indicated by the EIA-recommended system would lead to a number of varying, but essentially compatible, TV stereo audio systems.

If, on the other hand, the FCC gives approval, the United States could be enjoying multichannel TV sound by the end of 1984. Receiver manufacturers are ready to provide various configurations for the consumer. Possibilities include high end receivers with integral dual speakers, medium-priced units with left/right jacks for patching audio to the set owner's audio system, and adapter devices that could be attached to a TV set and interconnected to the stereo system.

Concern has been expressed about the cost of converting TV facilities for stereo transmission. The extent to which facilities wish to go stereo will govern the expense, according to NAB's Tom Keller, chairman of the BTSC. New excitors will be required for the stations, but, in many cases, exciter upgrade may be a good move anyway. For stations that are not co-located, the additional aural subcarrier on the microwave STL link will be an added expense. Some type of master control switching undoubtedly will be needed to properly route the second signal for stereo, as well as the second audio program (SAP) channel for multilingual programming and/or the utility channel proposed for TV remote crew cueing or data services.

Additional cabling may be required in some production facilities, but few stations currently use audio systems that could not handle at least a stereo feed. All recent-design helical-scan VTRs have 2-channel audio capability, and a stereo head stack is available for some 2-inch quad machines. In fact, many programs produced during the last five years have been recorded with multichannel sound, including the Johnny Carson show and music-/concert-oriented materials. One network included four channels of digital audio distribution in a recently constructed West Coast facility. Several stations that we contacted said

Continued on page 125

And now
a
message
on
Yamaha's new
RM1608
recording
mixer.

associations

NRBA

National Radio
Broadcasters' Association

1705 De Sales Street, NW
Washington, DC 20036
202-466-2030

"18-18" instead of "7-7" recommended

In comments filed with the FCC in Docket 83-1009, the NRBA recommended replacement of the "7-7" limitation on radio station ownership with an "18-18" rule.

NRBA cited the dramatic increase in the number of AM and FM stations in the 30-year period since the 7-station Rule was put into effect.

"Concerns about undue concentrations of economic power and the possible loss of diversity in sources of information which served as the justification for the adoption of the 7-station Rule in 1953 have lost much of their validity," NRBA said.

However, NRBA also said that it did not believe that the FCC should eliminate all limits on the number of stations in which a party may have an interest.

In suggesting the "18-18" formula, NRBA said that the only logic for originally selecting the number seven for the FCC rule was the fact that, in 1953, the commission already had permitted a 7-station ownership. When the rule was adopted, ownership of seven stations amounted to 0.44% of the total number of stations licensed at that time. The same 0.44% applied to today's total number of stations accounts for 36 stations, which NRBA recommends as the maximum number of stations allowable for ownership by one party.

Based on growing totals of commercial FM stations, whose numbers are approaching those of AM stations, NRBA said that the total number of 36 stations should be divided equally between AM and FM services; hence, NRBA's recommendation to modify the rule to include a limit of 18 AM stations and 18 FM stations.

Proposed joint efforts announced

The NRBA and the NAB have announced a cooperative effort to work together on legislative matters, including deregulation. Both organizations agreed to present to their respective boards of directors the combining of NRBA's convention and the NAB Radio Programming Conference in 1984. The meeting, to be titled *The Radio Convention*, is scheduled for Sept. 16-19 at the Bonaventure Hotel in Los Angeles.



National Association
of Broadcasters

1771 N Street, NW
Washington, DC 20036
202-293-3570

FCC asked to adopt single MTS system

The NAB has asked the FCC to adopt technical standards for a single multichannel TV sound (MTS) system and not to rely on the marketplace to develop the expected new services. It said that a single system would result in swift introduction of high quality, low cost stereophonic sound and separate audio program services.

A partial 1983 list of broadcast industry leaders who've "captured sound" with Neve:

NBC

CBS

WNEW-TV New York

WCVB Boston

ESPN

Reeves Teletape

KTTV

Radio Quebec

University of Montreal

WKYS-FM

What they've said about Neve:

"Great sound, ease-of-operation, reliability and little or no downtime are just some reasons why we chose Neve."

—*Joe Commare, Director of Remote Engineering, ESPN, Connecticut*

"When our clients walk in and see that we have a Neve, they are very happy."

—*Bob Alexander, VP Engineering, Reeves Teletape, New York City*

Neve

Circle (8) on Reply Card

A close-up photograph of a woman with dark hair and bangs, looking directly at the camera. She is holding a large, light-colored seashell to her right ear. The background is a bright, warm sunset or sunrise over a body of water, with the sun low on the horizon, creating a strong orange and yellow glow. The overall mood is serene and natural.

Capture sound at its purest.

Hold a seashell to your ear and hear nature's pure and natural sound. Compare it to the final sound produced by a Neve. You'll begin to understand why Neve is far and away the most respected name in audio mixing.

The Neve sound is so pure and natural, one might suspect that nature herself had a hand in the design. Perhaps.

Not every engineering achievement can be explained away. There are mysteries in nature, just as there are mysteries man-made.

Some suggest that Neve's unique Formant Spectrum Equalizers account for its unparalleled sound by taking into account the psycho-acoustic properties of voice and music while satisfying the critical demands of balance engineers. Others claim it's superior technical performance, novel circuitry, or high quality components.

All agree on one thing: To capture sound at its purest, aspire to Neve.

For further information, call us, or write.


Aspire to Neve

RUPERT NEVE INCORPORATED: Berkshire Industrial Park, Bethel, Connecticut 06801 (203) 744-6230 Telex 969638 • 7533 Sunset Blvd., Hollywood, California 90046 (213) 874-8124 Telex 194942 • RUPERT NEVE OF CANADA, LTD. represented by: Manta Electronics Group, 204 King St. East, Toronto, Ontario M5A 1J7 Canada (416) 868-0513 Telex 06-986766 • Sonotechnique, 2585 Bates, Suite 304, Montreal, P.Q. H3S 1A9 Canada (514) 739-3368 Telex 055-62171
NEVE ELECTRONICS INTERNATIONAL, LTD: Cambridge House, Melbourn, Royston, Hertfordshire, SG8 6AU England Phone (0763) 60776
RUPERT NEVE GmbH: 6100 Darmstadt Bismarckstrasse 114, West Germany Phone (06151) 81764.

Circle (9) on Reply Card

www.americanradiohistory.com

ELECTRONIC TUBES



**All major brands
at the lowest prices.**

Transmitting, receiving, camera and cathode ray tubes, sockets, chimneys, capacitors and related components in stock for immediate delivery world-wide.

**AMPEREX • CEI • EIMAC • GE • HITACHI • ITT
JRC • MACHLETT • RCA • RAYTHEON • SYLVANIA
TOSHIBA • VARIAN • WESTINGHOUSE**

Calvert set new standards by supplying components with factory-backed guarantees at the lowest prices. We ship within 24 hours of order acceptance.

NEW CUSTOMERS—WE ACCEPT TELEPHONE ORDERS.
Inquire about our convenient Net 30 terms. We give special attention to new accounts and will expedite opening your account.

COAST TO COAST TOLL FREE NUMBERS:

To call NJ office: **800-526-6362** (except from NJ)
To call CA office: **800-421-7549** (except from CA)
800-824-6232 (from CA only)

CALVERT  ELECTRONICS, INC.

One Branca Rd., E. Rutherford, NJ 07073
201-460-8800 • TWX 710-989-0116
Telex 4990274

1355 Redondo Ave., Suite 6,
Long Beach, CA 90804
213-498-3504

384



Circle (10) on Reply Card

In its filing, NAB contrasted the enormous growth of the FM broadcast service as a result of the commission's setting stereo standards with the lack of widespread acceptance of AM stereo because no one technical system was chosen.

NAB noted that after years of deliberation and testing, the Electronic Industries Association's Multichannel Television Sound Committee has endorsed the Zenith system. The findings were to be submitted to the FCC, providing a solid basis on which the commission could review, select and adopt the recommended system.

NAB asked the commission to preclude cable systems from stripping broadcast MTS and, to promote the maximum possible development of subcarrier use, not to impose common carrier status and regulation on any form of subcarrier service. It also asked the agency to pre-empt any state common carrier regulations.

Proposal on ownership rule supported

The NAB has said that it supports the FCC's proposal to liberalize or delete the 7-station limitations (7-station Rule) for radio and TV broadcasting. The rule limits ownership to seven AM, seven FM and seven TV (no more than five of which may be VHF) stations.

In its filing, NAB agreed with the FCC's view that over the years conditions have changed dramatically and that levels of concentration of ownership of radio and television now are insufficient to support retention of the current limits.

According to NAB, the association supports and will provide additional data for change in the current rule, but takes no position as to whether the rule should be eliminated or merely relaxed.

The association said that the antitrust laws and the functioning of the marketplace would be adequate substitutes for the current narrow restrictions in correcting any abuses on a case-by-case basis. It said that no technology that competes with broadcasting has ownership restrictions analogous to the 7-station Rule, and that it is neither necessary nor equitable to continue to apply the limitations to broadcasters alone.

NAB said, "There is no reason to establish separate or different limitations for radio and television, or for network ownership of broadcast properties."



Society of Broadcast Engineers
P.O. Box 50844
Indianapolis, IN 46250
317-842-0836

Exam dates announced

The SBE's certification exams will be given from June 15-23. The deadline date for applying is April 16.

SBE also is accepting applications for broadcast technologist certification from engineers who hold a valid FCC First Class Operator license (or who held a First that has been renewed as a General license) and meet the service requirement. These engineers do not have to take an exam and may apply at any time. For a copy of the application and Program of Certification booklet, contact the certification secretary at SBE. I:~(=)))

Want more information on advertised products? Use the Reader Service Card.

Return this card for details on the most reliable cap/coil tester on the market . . . plus a 1 year subscription to the Sencore News—FREE!

YES I'm Interested.

Please send me complete details on the LC53 Z Meter *and* enter my free subscription to the Sencore News (normally \$12 a year).

(The following questions must be answered to qualify for Sencore News subscription.)

● What type of work do you perform where you use Electronic Test Equipment _____

● What piece(s) of test equipment do you use the most _____

YES I want more information.

- Please call me to discuss applications.
- Please call me to discuss a FREE 15 day evaluation.

Please send me information on these other types of Sencore Test Equipment.

- Scopes
- 1 GHz Frequency Counters
- DVMs
- Transistor/FET Testers
- Video/Audio Test Equipment

(Please Print)

384 BE 53

Name _____

Company _____ Title _____

Address _____

City _____ State _____

Zip _____ Phone (____) _____

The best time to contact me:

AM PM Evening

Please add my friends name to the Sencore News list too!

Name _____

Address _____

City _____ State _____ Zip _____

For Fast Response Call TOLL FREE.

1-800-843-3338

In SD, AK, and HI call collect 605-339-0100

In Canada call toll-free 1-800-665-4871

SENCORE



NO POSTAGE
NECESSARY
IF MAILED
IN THE
UNITED STATES


BUSINESS REPLY MAIL

FIRST CLASS PERMIT NO. 1097 SIOUX FALLS, SD

POSTAGE WILL BE PAID BY ADDRESSEE

SENCORE

3200 Sencore Drive
P.O. Box 5043
Sioux Falls, SD 57117-9950



Catch Defective Caps And Coils All Other Testers Miss—With The Triple Patented "Z Meter".

**ORDER NOW
And Receive A
Universal Accessory
Pouch (\$24.95 Value)
FREE**



\$895

The Most Reliable Cap & Coil Tester On The Market: The "Z Meter" is a totally unique, Triple Patented Capacitor/Inductor Analyzer that will locate defective caps, coils and special devices that all other testers miss—we guarantee it!

The Only Complete Capacitor Analyzer On The Market: Extensive testing by our engineering staff has shown that value only testers and bridges will assist you in finding a mere 25% of all the defective capacitors you come across. Only the "Z Meter" checks all 3 critical capacitor parameters: value, leakage (at full rated voltage up to 600 V) and most importantly, dielectric absorption (patented), to catch the other 3 out of 4 bad caps that all the rest miss.

Patented, 100% Reliable Inductor Testing: The "Z Meter" measures true inductance (patented), not inductive reactance as bridges do.

This means the "Z Meter" measurements are not related to frequency, assuring you of dependable, accurate and consistent readings—every time!

Exclusive Ringing Test: But value testing alone is not enough to thoroughly analyze inductors; that's why we have incorporated our patented ringing test into the "Z Meter". With just the push of a button, the ringing test (which is related to the 'Q' of the coil) will give you proof positive if even just 1 winding is shorted. A value only tester won't show a difference.

Test SCRs, TRIACs And More: The "Z Meter's" unique design and exclusive features allow you even more testing versatility—including:

- Checking SCRs, TRIACs, and high voltage diodes—at rated voltage.
- Pinpointing distance to a short or open in a transmission line or coaxial cable.

- Testing for high potential dielectric leakage (Hi Pot Testing).

Money Back Guarantee

Try a "Z Meter" for 30 days. If you don't agree that it's the most reliable cap/coil tester on the market you may return it for a full refund including freight both ways.

Call Today: Get the entire LC53 "Z Meter" story. Write or call toll-free today and ask for our free eight page color brochure and see why thousands of Sencore customers say they catch'em all with their "Z Meter".

Sencore, Inc., 3200 Sencore Drive
Sioux Falls, South Dakota 57107


**PHONE TOLL FREE
1-800-843-3338**

In Canada Toll-Free 1-800-665-4871
South Dakota, Alaska, and Hawaii call collect at 605-339-0100.

SENCORE

Circle (11) for information
Circle (12) for demonstration

How to Get the Keying You need Without Replacing the Switcher You Already Have



The NEW 1231 DOWNSTREAM KEYER Can Give You:

- 6 Simultaneous Keys
- Key Bordering
- Key Masking
- Key Dissolve In and Out
- Fade to Black
- Post Production Editor Interface



**GRAHAM-PATTEN
SYSTEMS, INC.**

P. O. BOX 1960
GRASS VALLEY, CA 95945
[916] 273-8412

Circle (67) on Reply Card



Delta receives type acceptance

Delta Electronics has received FCC type acceptance for its C-QUAM AM stereo exciter. Designated the ASE-1, the unit allows new and existing monaural AM transmitters to be upgraded to stereo capability using the Motorola AM stereo system.



The Delta Electronics stereo generator (top) and modulation monitor.

Delta also has introduced a new AM stereo modulation monitor for use with the exciter. The exciter and monitor are manufactured under license from Motorola, developer of the C-QUAM transmission system. More than 70 stations now are using the Motorola AM stereo system in the United States.

McIntosh goes with Motorola

McIntosh Laboratories has announced that it will build AM stereo receivers designed to decode the Motorola signal. McIntosh is known for its line of consumer component systems.

Hazeltine working on new chip

The Hazeltine Corporation is working on the design of a single integrated circuit chip capable of decoding any of the AM stereo signals currently on the air. The project is an ambitious one, because of the complexity of such a universal decoder device. Hazeltine hopes the chip will be available to market to radio receiver manufac-

turers by the end of this year.

The company discussed its multimode chip plans with representatives from a number of receiver manufacturers at the recent Consumer Electronics Show in Las Vegas, NV. The planned introduction has generated much interest, because it would greatly simplify the construction of AM stereo radios. Equally important, it also should result in lower stereo radio prices for consumers.

Single-chip multimode decoders currently are manufactured by two Japanese receiver manufacturers, Sony and Sansui.

KJQN broadcasts basketball in stereo

A radio station in Ogden, UT, has broadcast what it believes to be the world's first play-by-play coverage of a basketball game in stereo. KJQN-AM carried a Weber State College home game against Southern Utah State College on Nov. 16, 1983, using two additional microphones, one near each basket.

Sportscaster John Peterson said the effect was unbelievable. "Not only can you hear the baskets dropping, but you can close your eyes and follow the action of the ball as it is dribbled across the court," he said.

Peterson said that the station planned to broadcast other basketball games in stereo, whenever equipment arrangements permit. KJQN uses the Kahn AM stereo exciter system.

NAB-'84 to cover AM stereo

AM stereo will be the topic of discussion at several sessions during the upcoming NAB Convention to be held April 30-May 2 in Las Vegas, NV. An engineering session devoted to recent developments in the AM stereo field has been scheduled, and several topics relating to radio broadcast technology in general are planned. (See "NAB-'84 Las Vegas: You've Got What It Takes" on page 80.) In addition to the technical sessions, a management-oriented discussion of AM stereo also will be held.

[:;-)))))



Five alarm hotel fire, 400 guests,
three competitors and one news editor
who eats cigars for breakfast.

Don't trust it to ordinary video tape.



Get it fast.
Get it right.
Get it done.

The pressure in this business
is extraordinary.

Which is why Fuji gives you
professional video tape that can
take anything you can throw at it.

Consider the latest advance in Fuji technology: the 3/4 inch H521BR U-matic video cassette. It gives you the absolute minimum number of dropouts possible—less than 4 per minute. Its video and color S/N ratio are boosted up to +2dB over the outstanding specs of our H521.

Superior back-coating technology and precision-engineering ensure that Fuji stands up to all the punishment dished out in the editing room. In fact, stop-motion capabilities increase to over 180 minutes. And Fuji's smoother, denser BERIDOX coating makes sure your tape heads suffer less abrasion than ever before.

To find out more about the new 3/4 inch H521BR and the other extraordinary video tapes we make, all you have to do is a very ordinary thing.

Just call Fuji.



FUJI.

Nobody gives you better
performance.

© 1984 Fuji Photo Film U.S.A., Inc., Magnetic Products Div., 350 Fifth Avenue, NY, NY 10118

Circle (13) on Reply Card

Technology behind

By Alan J. Zauzmer, Ztronic Enterprises Ltd., New York, NY

Twenty-four hours a day, 365 days a year, hundreds of people at ABC News work to squeeze each day's most crucial news events into 22 minutes of coverage. This race against time is accomplished with the help of advanced, sophisticated and innovative technology.

The longtime technological leadership behind ABC's worldwide news operation is embodied in one man: Julius Barnathan, president, ABC Broadcast Operations and Engineering (BO&E). Barnathan's innovations in broadcast technology are legendary, rebounding throughout the complex technical organization that drives ABC News engineering.

ABC News features a system of standardization in which all engineering personnel are trained to carry out production and engineering tasks with a precision and uniformity established by Barnathan.

According to Barnathan, "In times of peak loads and special news events, ABC can call upon the vast resources of its engineering support personnel in the Sports and Entertainment Divisions. The uniformity of the ABC engineering system has been successful in the support of its news operation."

The standardization is reflected in the equipment used by ABC. For example, when an emergency arises that calls for more powerful broadcast equipment for the News Division, various components can be shuttled readily to that division from the Sports and Entertainment Divisions. Because of standardization, all equipment interfaces with minimal engineering effort.

Barnathan's philosophy—that technology must be used as a creative production tool—is praised by one of his clients, Robert Frye, executive producer, *World News Tonight* (ABC's nightly newscast). Frye said, "Under Julie Barnathan, BO&E has given news tremendous support, not only in

providing technical tools and people for daily operations, but also in jointly developing advanced equipment and graphic systems specifically for the News Division. The willingness of BO&E not to go with (technological) fads, but rather to take the time to develop the technology, is a major factor in the technical success of ABC News."

The technical structure

All network news operations are not created equal. Several technical differences give the ABC News organization and broadcast a different look from that of CBS and NBC. At ABC, with the newsgathering organization located at its Broadcast Center in New York, news executives, producers and directors are the decision makers for the overall structure of the News Division.

Feeding into the structure are nine domestic and 11 international news bureaus. Domestic bureaus are located in New York, Los Angeles, San Francisco, Chicago, Boston, Miami, Dallas, Atlanta and Washington. International bureaus are situated in London; Paris; Rome; Hong Kong; Tokyo; Moscow; Tel Aviv, Israel; Beirut, Lebanon; Warsaw, Poland; and Bonn and Frankfurt, both in West Germany.

According to its location, each bureau performs a different mission and, therefore, each employs different types of equipment. Common to all bureaus, however, is an ENG news crew consisting of a camera operator and video/audio engineer. These crews are similarly outfitted with specific equipment packages. (See the sidebar, page 28). The major bureaus—located in New York, Los Angeles, Washington, London and Tokyo—play a key role in transmitting and producing news stories for the network. Therefore, their equipment inventories are larger than those of the other bureaus.



ABC News

From the frantic pace of a political convention to the more orderly inaugural ceremony in front of the Capitol, ABC keeps the nation and world up-to-date.





Domestic bureaus
 New York
 Los Angeles
 San Francisco
 Chicago
 Boston
 Miami
 Dallas
 Atlanta
 Washington

International bureaus
 London
 Paris
 Rome
 Hong Kong
 Tokyo
 Moscow
 Tel Aviv, Israel
 Beirut, Lebanon
 Warsaw, Poland
 Bonn, West Germany
 Frankfurt, West Germany



For example, look at edit systems. Each bureau has one organized system with the following components: Sony BVU-800 or BVU-200 VTRs, Yamaha or Sony audio mixers, a Tektronix waveform monitor and vectorscope, a Sony BVT-800 time base corrector, a Convergence ECS-103/104 edit controller and a frame synchronizer. In addition, the New York and Washington bureaus have two microwave trucks nicknamed "The Blue Goose" and the "Snow Goose," respectively. These

The control room for Studio 1 in New York shows how complex a production could be.

units are equipped with videotape machines, production switchers, transmission and distribution equipment, and an internal communication system.


Rounding out ABC News' equipment inventory is peak load equipment. The equipment, located in the New York, Washington and London bureaus, is used to supplement exist-

Continued on page 28



The Eliminator

Howe Audio Series 2100 Phase Chaser™



Very Discriminating*

Phase errors in stereo audio sources can do the one thing broadcasters hate . . . drive away listeners. The PHASE CHASER™ is a unit specifically designed to eliminate phase errors in stereo sources, and is extremely efficient in tape source applications. Join the growing list of PHASE CHASER™ users, eliminate the phase errors, and keep your listeners.

*A unique feature of the PHASE CHASER™ is its ability to discriminate between a systematic time delay (such as a cart tape misalignment) and normal phase fluctuations in the music material.

- ✓ Corrects phase errors in stereo sources
- ✓ Sophisticated cross-correlator system
- ✓ Accurate tracking of left and right channels
- ✓ Phase errors eliminated without any signal degradation.

. . . the Phase Chaser™ . . . providing accurate, dynamic sound at an affordable price.



howe audio productions, inc.

3085 A Bluff Street
 Boulder, Colorado 80301
 303/444-4693

For more information: 800/525-7520

Circle (14) on Reply Card

A television screen is the central focus, tilted at an angle. The main image on the screen shows a person's legs sticking straight up out of a pool of water, with water splashing around the ankles. The person is wearing red and white striped swim trunks. In the bottom right corner of the screen, there is a smaller inset image showing a person in a yellow swimsuit swimming on a red inflatable ring in a pool. The background behind the screen is a solid light blue color.

ONE OF THE FEW EFFECTS YOU CAN'T DO ON THE EXPANDED E-FLEX SYSTEM.

YET. We're working on it, though.

In the meantime, almost anything else you can think of is possible. Because we've just expanded the E-FLEX DVE® system with a new Perspective/Rotation accessory. So now, you can rotate images through all three axes. Add depth through perspective. Combine those effects with basic E-FLEX effects including split, compression, mosaic, Multi-move, and trajectory. And store it all on NEC's bubble memory cartridges.

We can't resist noting that our new capabilities make E-FLEX the virtual equivalent of systems costing far more. But more importantly, they make E-FLEX an instrument of almost limitless possibilities. One that takes only a few hours to master—and perhaps a lifetime to fully explore.

What's more, the E-FLEX system is modular. So you can buy it all at once, or start small and add later. And as we develop more capabilities, you'll be able to plug them right in.

To find out what E-FLEX can do now, call NEC at 1-800-323-6656.


By the time you call, we may have perfected the effect in the picture.

NEC

IMAGINE WHAT WE'LL DO NEXT

NEC America, Inc., Broadcast Equipment Division
130 Martin Lane, Elk Grove Village, IL 60007. In Illinois: 312-640-3792
Circle (15) on Reply Card

THE SONY 1" T



	JOGGING DURABILITY	GUIDE WEAR-OFF	VID S/I
SIGNAL WEAR		STILL TEST	RF OUTPUT

TAPE MEASURE.

THE VIDEOTAPE THAT ACHIEVES THE OPTIMUM BALANCE BETWEEN THESE 16 VITAL ELEMENTS.

What good is a recording tape that gives you a terrific video signal-to-noise ratio but falls short in signal wear? Or one that excels in video sensitivity but is dismal in dropouts? Or, for that matter, one that reduces head wear but sticks and slips in the jogging mode?


The answers bear the simplicity of common sense: no good. Which is why Sony created the yardstick for all 1" videotape: the Sony V-16.

The V-16 is based on the assumption that the only good tape is a perfectly consistent tape. And to achieve this consistency Sony has developed exclusive tape production techniques, created special binding materials, lubricating oils and additives. And then each batch of V-16 is submitted to over 16 quality-control checks where meticulous attention is paid to every detail from dropouts to print-throughs.

Any Sony tape that isn't perfectly balanced in picture quality, runnability, durability and audio will never find its way into your editing suite.

So if you're looking for the best overall performance in a 1" tape, look for the one that's superior **SONY** in 16 points, not just some of them: V-16 from Sony. Industrial Tape Division

© 1984 Sony Tape Sales Company, a division of Sony Corporation of America, Sony Drive, Park Ridge, New Jersey 07656. Sony is a registered trademark of Sony Corporation.



ing equipment during special events.

Preparing the story for broadcast

The last decade has seen the world become an electronic village. Geosynchronous satellites and worldwide telecommunication networks have enabled network TV news operations to conduct instantaneous coverage of worldwide news events. ABC News was an innovator in this form of electronic journalism.

For example, *World News Tonight* covers an unusually large volume of

international stories. Because the world situation is so complex, all too often it is easier to tape the story than to transmit it back to New York for broadcast.

Whether it will finally be taped or transmitted, to cover a story a crew follows the producer and correspondent to the action. Once raw footage has been shot, the producer and videotape editor create the finished package. ABC encourages its producers to work in the field, to keep the local continuity and feel of a story that only comes from being on the scene. In some cases, when time is too short, or the locale, for some reason,

EVERTZ closes the Time Code price / performance gap!



Model 4000
- Edit Code Master -

EVERTZ presents a new generation of LTC and VITCode products at prices comparable to traditional longitudinal only systems, but with all the advantages that vertical interval time-code offers.

We have taken a quantum leap forward in time-code technology. These products combine the best of LTC and VITC to provide the ultimate in performance, flexibility and reliability.



Model 4900
- LTC & VITC Reader -

Because longitudinal time-code remains popular as a powerful production tool we are also introducing several new LTC generators and readers combining our time tested designs with the latest advances in micro-chip technology to offer you superb edit code equipment at affordable prices.



Model 3600D
- LTC Generator / Reader -

See our comprehensive line of time-code equipment at the AMTEL booth, #1745 at N.A.B.



Distributors and Service Worldwide
In U.S.A.: AMTEL SYSTEMS INC.
400 West Cummings Park
Woburn, MA. 01801 (617)938-8551

EVERTZ MICROSYSTEMS INC.
A Division of Dynaquip Ltd.,
3515 Mainway, Burlington,
Ontario, Canada L7M 1A9
Telex: 061-8784 Tel: (416) 335-3700

- Typical crew equipment**
- HL-79D Ikegami camera
 - Sony BVU-110 videotape recorder
 - Sony BVU-50 videotape recorder
 - Sennheiser MK-2, 814 or 816 shotgun microphones
 - Shure M-267 audio mixer
 - Videotek 5-inch color monitor
 - Nicad and silver-cell batteries for camera and VTRs
 - Battery charger
 - Small lighting package consisting of three lights (Equipment is transported in 20 cases)

- Typical travel edit system equipment**
- Sony 5850 videotape recorders, modified for time code operation
 - Convergence ECS-90 videotape editor
 - Shure SE-30 audio mixer
 - Videotek RM-8 color monitors
 - Asaki or Multidyne signal generators
 - Time base corrector
 - Frame synchronizer (Equipment is transported in 12 cases)

presents too many problems, raw footage is sent back to New York for editing by a production team.


Most stories are transmitted to New York via satellite. Transmitting domestic stories to New York is simpler than accomplishing the same task from overseas. If the story is a domestic one, the following options for transmission to New York are available:

- The tape can be carried to an ABC affiliate for transmission via the domestic network.
- Local TELCO lines can be arranged on site.
- A satellite transmission dish can be rented for a direct feed to New York.

International news coverage is more difficult. Depending on the country, three methods of transmission are possible:

- The tape may be flown to a friendly country and transmitted via satellite from rented facilities of a local affiliate (for example, RAI in Italy).
- The tape may be brought to ABC's London bureau, from which it is relayed to the United States.
- A satellite gateway may be established with the other networks, often handled from a hotel and transmitted from there. This last method is often used when covering a story from a war zone.

Circle (16) on Reply Card



In the world of audio production, tension is a killer. Draining creative energy and making tight deadlines impossible. If you're still trying to do today's job with yesterday's technology we've just solved one of your headaches. Our prescription is a dose of our deuce, the TASCAM 42.

Everything you've considered to be a must is there, and a whole lot more. Balanced and unbalanced, with individual connector to interface with broadcast automation equipment and SMPTE control, the 42 fits in anywhere.

To more precisely control tape tension, and yours, our rugged transport is built with a full computer control on all three motors. Our autolocator function with Return-to-zero and Search-to-cue doesn't just start putting on the brakes when it hits the mark, it stops on the dime.

You also get a positive/negative real time counter and a precision splicing block mounted just below the plug-in fixed mount head assembly, where it belongs. That translates to faster, more accurate editing, and the peace of mind that comes with it.

To learn more about the hottest half-track in the under \$2,500 class see your TASCAM dealer or write TASCAM Production Products, 7733 Telegraph Road, Montebello, CA 90640, (213) 726-0303.

HOW TO RELIEVE TENSION IN THE CONTROL ROOM.

TASCAM
TEAC Production Products

Special events



The modular control room simplifies coverage of shuttle launches and other Cape Canaveral activities. ABC News brings in modules needed for the task at hand.

In addition to the day-to-day complexities of the world, even more extraordinary events often arise. To cover these stories, ABC News relies on its special events unit. Charles Frye, director of planning for ABC News and senior producer of special events, said an event is considered *extraordinary* by ABC News if it meets one of two criteria: first, if an event is of major importance, and advance planning becomes a necessity (for

example, a space shuttle mission); and second, if an event is a spontaneous occurrence of unusual magnitude (for example, the attempted assassination of the president).

During a spontaneous event, the special events unit takes on a coordination function for ABC News. The unit immediately checks with the assignment desk to learn what *moves* are in place. The objective is to obtain control of the story and decide the best way to transmit the story back to the Broadcast Center. When the situation is under control, the team looks for a new angle to cover the event. Frye said that the team's goal is to get the story on the air in the best way.

Special events gives ABC News control over continuity of the story so that uniformity is achieved throughout the networks' various news programs.


In covering extraordinary events, the unit has a reputation for innovation. As Frye said, "It is important to get the best product by understanding the facilities that are available to the production unit. We constantly keep up with technology in order to be innovative. The question I ask is: 'How can I cover the same event a little differently each time?'"

Out of this philosophy has come many production firsts pioneered by Frye. His most recent is a modular control room. This concept gives ABC the unprecedented capability for producing studio quality originations in the field using standard ENG news equipment packages.

The system originally was used during ABC News coverage of the space shuttle STS-4 mission in the spring of 1982. The system allows the assembly of a news crew's standard equipment package to create an on-site production facility. The system, composed of a series of easily transportable modules, houses the following equipment: a 10-input 1600L Grass Valley production switcher; an RTS camera and IFB communication system; transmission and distribution equipment; and TV equipment monitor walls.

The modular control room is different from a mobile unit in terms of speed of movement to the event. The system can be loaded on a plane and moved anywhere in the world the next day. In two days, ABC can assemble a fully operational control room.

Frye said, "The modular control room is like a Chinese menu. You choose only those modules you need for the production. It has already paid for itself twice over in the amount it has saved in equipment rentals."





THE CHOICE FOR '84

	Number of Channels	Number of Inputs	Electronic Switching and Attenuation	Distortion (THD)	Signal/Noise Ratio	LIST PRICE
RADIO SYSTEMS ESA-10	10	30	YES	.03	-80	\$8,950
Auditronics 212	10	20	YES	.1	-78	\$12,389
Pacific Recorders BMX-10	10	20	NO	.025	-75	\$13,250

Specifications per manufacturers' brochures.
Consoles priced comparably equipped.

COMPARE VALUE.

For thousands of dollars less than its closest competitor, the ESA-10 from Radio Systems delivers superb sound and complete operator control of every audio function. In 1984, high performance in a broadcast console is finally available at the right price.

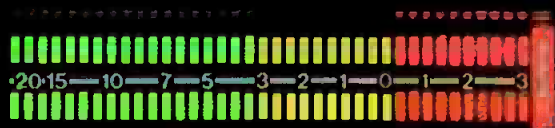
COMPARE PERFORMANCE.

Electronic Step Attenuation is the name for flawless audio control.

Inputs are switched by CMOS circuitry and attenuated by digitally encoded commands as they enter the console. Then the signal is routed directly to output stages. This shortened path results in super-low distortion, ultra-low noise and excellent RFI immunity.

COMPARE FEATURES.

Standard features include: 30 inputs/dual output/remote control/clock and timer/test oscillator/set up meter/mono-mixdown/three stereo meters. No other console is so fully equipped.
Call Toll Free 800-523-2133.
In PA (215) 356-4700.



RADIO SYSTEMS

P.O. BOX 356 • EDMONT, PENNSYLVANIA 19028

Circle (18) on Reply Card

www.americanradiohistory.com



Photos: Steve Farmer

Keeping track of equipment

ABC and BO&E have computerized systems to keep track of their array of ENG equipment assigned to field stories. They keep track of the equipment in two ways. First, a bar code system from corporate fixed assets control has been instituted. Every ABC capital item is tagged and recorded into an on-line database. Second, ABC complements the bar code system with a real time on-line interactive system, the Technical Equipment Location File (TELF).

Elliot Reed, manager of network

Shown are the newsrooms at the Los Angeles and Washington bureaus.

ENG operations, said, "TELF provides a detailed accounting of all BO&E engineering equipment both internationally and domestically. By interrogating a computer terminal, a detailed list of equipment type and the responsible engineer for the particular piece of equipment can be obtained."

TELF also provides production personnel with a snapshot of a bureau's current capabilities. This feature allows producers to pre-plan their coverage and gives them an edge when it comes to adequate technical

ELIMINATE THE PAIN OF 10KM.

Meeting the short haul Video and Audio transmission requirements of RS-250-B is tough. Now there's an alternative to microwave or copper. WAVELINK™ fiber optic laser systems meet these requirements at distances up to 10 kilometers and provide a cost effective alternative to other short haul transmission systems.

- 10 kilometer distance (30dbm loss budget)
- >67db SNR
- Compact size, low power consumption
- Complete engineering support
- Two year warranty

For more information, call your nearest Grass Valley Group office... and ease the pain.

wavelink
FIBER OPTIC COMMUNICATIONS


THE GRASS VALLEY GROUP, INC.

Circle (19) on Reply Card **A TEKTRONIX COMPANY**

GVG Sales Offices: Edison, NJ (201)549-9600; Atlanta, GA (404)321-4318; Elkhart, IN (219)264-0931; Arden Hills, MN (612)483-2594; Fort Worth, TX (817)921-9411; Palo Alto, CA (415)968-6680; Woodland Hills, CA (213)999-2303.


P.O. Box 1114 Grass Valley California 95945 USA • Tel (916)273-8421 TWX 910 530 8284

HIGH PERFORMANCE



Video Equalizing Amplifier VEA-662

\$265.00



This wideband, six-output amplifier is the latest addition to our comprehensive line of distribution equipment. It features differential input,

soft backporch clamping and easily set, continuously variable equalization from zero up to 300 meters (1000 feet) of Belden 8281 or equivalent coaxial cable. Delay trim and common mode hum null controls are also provided. A unique feature of this ultrastable, low power amplifier is a removable sub-module which contains the operational controls for gain and equalization. This allows instant, adjustment-free amplifier substitution.

Here are some prominent SPECIFICATIONS

Input

Return loss > 54 dB to 5 MHz
 > 46 dB to 10 MHz
 Common mode rejection > 60 dB to 1 kHz

Outputs

Return loss > 40 dB to 5 MHz
 > 36 dB to 10 MHz
 Output isolation
 Signal (3.58 MHz) > 48 dB
 Load < 0.05 dB/load at 10 MHz
 < 0.15°/load at 3.58 MHz
 Output DC < ±25 mV at back porch

Timing

Delay 25.4 ns (32.7° at 3.58 MHz)
 Adjustment range typically 6° at 3.58 MHz

Power Requirements

Total power
 dissipation < 2 W

Performance

Frequency response < ±0.02 dB to 5 MHz
 < ±0.1 dB to 10 MHz
 +0 -0.2 dB at 15 MHz
 typically -0.6 dB at 20 MHz
 Differential phase < 0.1° 10% to 90% APL
 Differential gain < 0.2% 10% to 90% APL
 H tilt < 0.25%
 V tilt < 0.25%
 S/N ratio > 70 dB to 20 MHz
 (rms noise/0.714 V)
 unweighted

Equalization

Range 0 - 300 m (0 - 1000 ft)
 Belden 8281, Northern
 Electric 728, or equivalent
 Response < ±0.05 dB to 5 MHz
 < ±0.15 dB to 10 MHz
 typically -0.2 dB at 15 MHz
 typically -1.0 dB at 20 MHz

**Compare price and performance . . .
 then give us a call.**

Leitch Video of America, Inc.
 825k Greenbrier Circle
 Chesapeake, VA 23320
 Tel.: (804) 424-7920
 Telex II: 710 882 4342



Circle (20) on Reply Card


Leitch Video Limited
 10 Dyas Road
 Don Mills, Ontario M3B 1V5
 Tel.: (416) 445-9640
 Telex: 06 986 241



News being sent to network headquarters may take many paths. Overseas sources often use satellite transmissions to retain the immediacy required in each day's news stories.

THE NEW STANDARD FOR TV DEMODULATORS

Model EKF2/D*



- 20mV – 1.5V Input for Precision Transmitter-Site Monitoring
- Unique 2-Way Tuning: AFC Tuning across the complete broadcast range (Channels 2-83)

PLUS

- One Crystal (any channel) for high-accuracy (All included! No plug-ins or modifications necessary)
- Demodulation Modes: Switchable Envelope/ Synchronous Demodulation Switchable Sound-Trap Zero-Reference Pulse
- Built-in Speaker for Direct Audio Monitoring
- Available from stock

New reduced price – \$9800. Call for details.



Send for our new catalog

ROHDE & SCHWARZ

13 Nevada Drive, Lake Success, N.Y. 11042 • (516) 488-7300 • Telex 96-0072



equipment required to cover their stories.

World News Tonight

Robert Frye oversees daily broadcast activity. His career in broadcast journalism began when he was a page at NBC. Beginning with the 9 a.m. conference call to all the news bureaus, Frye's day does not end until 7:30 p.m., when *World News Tonight* concludes.

Frye said he thinks his job involves using television to act as a filter that provides viewers with an understandable picture of the world. For more than 20 years, Frye has been a supporter and ardent user of advanced technology. "With this enthusiasm, one finds restraint," he said. "You can overload the story with electronic imagery."

By 10 a.m., a working line-up of the evening's news stories has been established by Frye and his associate producers and writers. Enter Charles Heinz, coordinating director, *World News Tonight*, the person responsible for pulling together the broadcast from a technical perspective. After assessing the broadcast's line-up, the 25-year broadcast news veteran assembles his production personnel and artists, the people who give WNT its distinctive look.

Heinz spoke about the production tools at his disposal. "I'm constantly learning," he said. "You must not let the technology overwhelm you. It eventually makes the broadcast lose sight of what you are there to do—to tell the story. Sometimes I wonder if we should slow down a bit and learn to utilize fully the new production tools. I'm still learning new things about chroma-key. But if you don't keep up with technology, you're out."

One piece of equipment that excites Heinz is the Quantel Paint Box—a dazzling, computerized electronic palette used to compose electronic graphics (one of Barnathan's innovations in the field of electronic graphic production).

Circle (21) on Reply Card



Tape fatigue frazzles Arthur's nerves.

Of all the testing we do, perhaps the most punishing is our Cartridge Life Test. "Tender loving care," it is not.

It is a test of Fidelipac cartridges and tape that runs not for hours, but for days and nights on end.

Arthur Constantine, our VP Sales, designed the test table himself. On it, ten cartridges, our own and competitors' are run continuously. Thousands of passes, in head-to-head competition.

If Fidelipac cartridges don't last longer, they don't go out the door. The tape can't stretch,

shed excessive oxide, or bind and break. Nor can there be signs of undue wear on the cartridge components. When we detect any of that, we scrap the production run the cart came from, rather than take a chance on shipping you cartridges that won't last longer than anybody else's.

Programmers and engineers, in seven out of ten radio stations around the world demand Fidelipac. They know, from years of experience, that for long cartridge life, you simply cannot beat the Fidelipac Tape Cartridge.



FIDELIPAC®
BROADCAST TAPE PRODUCTS

Fidelipac Corporation □ P.O. Box 808 □ Moorestown, NJ 08057 □ U.S.A. □ 609-235-3900 TELEX: 710-897-0254 □ Toll Free 800—HOT TAPE

Circle (22) on Reply Card

www.americanradiohistory.com



TV-2, the flagship control room of the ABC TV network, is equipped with the latest in computer-controlled special effects switchers, character generators and frame stores. Here Heinz orchestrates the pieces for the night's show. Amid a sea of technology, he pulls together the incoming feeds, performs seemingly endless post-production, and keeps up with the unpredictable events that may change the final product.

Working with TV-2 is TV-9, the smaller control room that backs up TV-2 by assisting with post-production. Supplementing the ABC news operation is a new facility in Washington. This is the only network facility built from the ground up exclusively for news. The unit pre-packs complex news stories out of Washington and feeds the finished pieces with full graphics to New York for show integration.

By 6:30 p.m. in New York, the action in TV-2 is feverish. The broadcast is on the air. Heinz barks out precise cues to the technical director. Every large and small detail falls under Frye's watchful eye. Somehow, the maelstrom of news and commercials falls together and fits precisely to time. *World News Tonight* is a tribute to the interaction between man and machine. [:-:~))]]




Shown are two views of remote production equipment used in the Williamsburg Conference coverage.

A sample run-through with ABC graphic artist Mark Trudello leaves one stunned by the range of the live videographic manipulations the Paint Box can perform. Air brush, almost unlimited color mixing, and selection and symbol construction are only a few of the system's graphic effects.

But despite the dazzling effects of the Paint Box, the news still takes precedence. And nearing the end of the day, all hands move to the control room, TV-2, the integration point for WNT.

Photos: R. Trippett

Introducing the ultimate FM Exciter!



Continental's Type 802A solid-state FM Exciter offers broadcasters unmatched performance.

Modulation performance of this new exciter exceeds all currently known or marketed FM exciters.

No tuning adjustments are required other than selecting the operating frequency.

Power output is 50 watts into a 50 ohm load at all FM frequencies.

The exciter may be used as a low power transmitter.

Special circuits protect amplifier from mismatched loads. Automatic power control maintains output at preset levels from 5 watts up to the maximum level.

The Type 802A FM Exciter accepts composite baseband signal from a stereo generator, STL system or monaural and SCA programming.

A digitally-programmed, dual-speed, phase-locked frequency synthesis system generates exciter frequency.

Case design is very clean: front panel analog or digital meters and LED readouts give clear, accurate indications of system status and performance. A digital LED display shows true peak level of modulating signal in 5% increments with an accuracy of better than $\pm 2\%$.

Modular subassemblies may be removed from the exciter without removing the exciter from the transmitter. The exciter moves on slides for easy access from front of transmitter.

Call us for specs and prices.

© 1983 Continental Electronics Mfg. Co./5286

See Us At The NAB Show, Booth 101

Continental Electronics

Continental Electronics Mfg. Co. Box 270879 Dallas, Texas 75227 (214) 381-7161



Circle (24) on Reply Card

JOIN THE GRAPHICS REVOLUTION!

*Everything for production graphics
at nearly half the price!*

ColorGraphics Systems has sold more real-time broadcast graphics systems than anyone in the world. We now present the ArtStar graphics system.

ArtStar has all the capabilities of our present systems plus new graphics/production capabilities. ArtStar has 256 simultaneous colors to choose from, chosen by mixing on a palette. With a screen resolution of 756 x 482 lines, (PAL also available) the resulting graphics are remarkable.

The ArtStar can accommodate two or more simultaneous work stations with dual, independent video channels. Other

capabilities include; variable density airbrush, cut-and-paste, animation, anti-stepping, reduction and enlargement, floppy archive capability, optional digitizing of video sources, optional 160 megabyte memory expansion and a hard copy capability for 35mm slides or 4" x 5" color printer.

ArtStar is a cost effective investment that will make the generation of your graphics and production needs fast and efficient. ArtStar is tough competition for much more expensive systems at a price you can afford. Before you decide on a graphics system get all the facts about ArtStar, the newest ColorGraphics product.

ArtStar
ColorGraphics Systems, Inc.

A Dynatech Broadcast Group Company

5725 Tokay Blvd., Madison, WI 53719 608-274-5786

Circle (23) on Reply Card

Multiway audio amplification

By William C. Cheney, president, Applied Technology, Salt Lake City, UT

For many years, bi-amplification and tri-amplification have been used in professional audio systems throughout the world. Reasons for using such systems have ranged from improved sound pressure levels (SPLs) with the same amount of amplifier watts to a subjective judgment of better sound.

Multiway power amplification is done by dividing, with active or passive filters, the complete audio frequency range into two or more sections. These independent frequency bands are amplified by individual power amplifiers, which drive their respective loudspeakers. (See Figure 1.)

The advantages of multiway power amplification include improvements in amplifier/loudspeaker damping, better frequency and transient response, reduced distortion and increased amplifier power. The benefits often far outweigh the added cost and complexity of such systems.

Damping factor improvement

The damping factor refers to the capability of a power amplifier for electronically braking excess diaphragm or cone motion of the loudspeaker. The inertia of the cone assembly, operating within the magnetic

field of the loudspeaker, results in the generation of a back EMF voltage. This voltage generated by the loudspeaker is reduced as the output impedance of the amplifier decreases. The damping factor is the ratio of loudspeaker impedance to amplifier output impedance. The higher the damping factor, the greater the control over loudspeaker inertia. In theory, the best damping factor would be found in a loudspeaker/amplifier system in which the output stage had a 0Ω impedance.

One of the best ways to use power amplifier damping is to directly couple the amp to the loudspeaker. A passive crossover network (as used in conventional speaker systems) is a constant impedance device that can degrade the damping factor, regardless of what power amplifier is used. Eliminating power amplifier damping can severely limit the transient capability of the loudspeaker(s).

Frequency response improvement

Because the best possible amplifier output impedance is 0Ω , the load sees any impedance in the output section of an amplifier as a series impedance. This effect, coupled with the parallel impedance of a passive crossover network used in 2- and 3-way speaker systems, results in the voltage divider network in Figure 2. As the impedance of either device changes, so does the corresponding output voltage. The outcome is a non-linear, or splayed, output voltage, which in turn results in a non-linear loudspeaker output.

Power loss considerations

The insertion loss for most passive crossover networks used in speaker systems is approximately 1dB or 2dB. This figure does not seem significant until you realize that with a loss of just 1.5dB, 30% of the amplifier power output will be dissipated in the crossover network.

Most, if not all, passive crossover circuits are first-order (6dB/octave) or second-order (12dB/octave) Butterworth designs. A passive crossover's

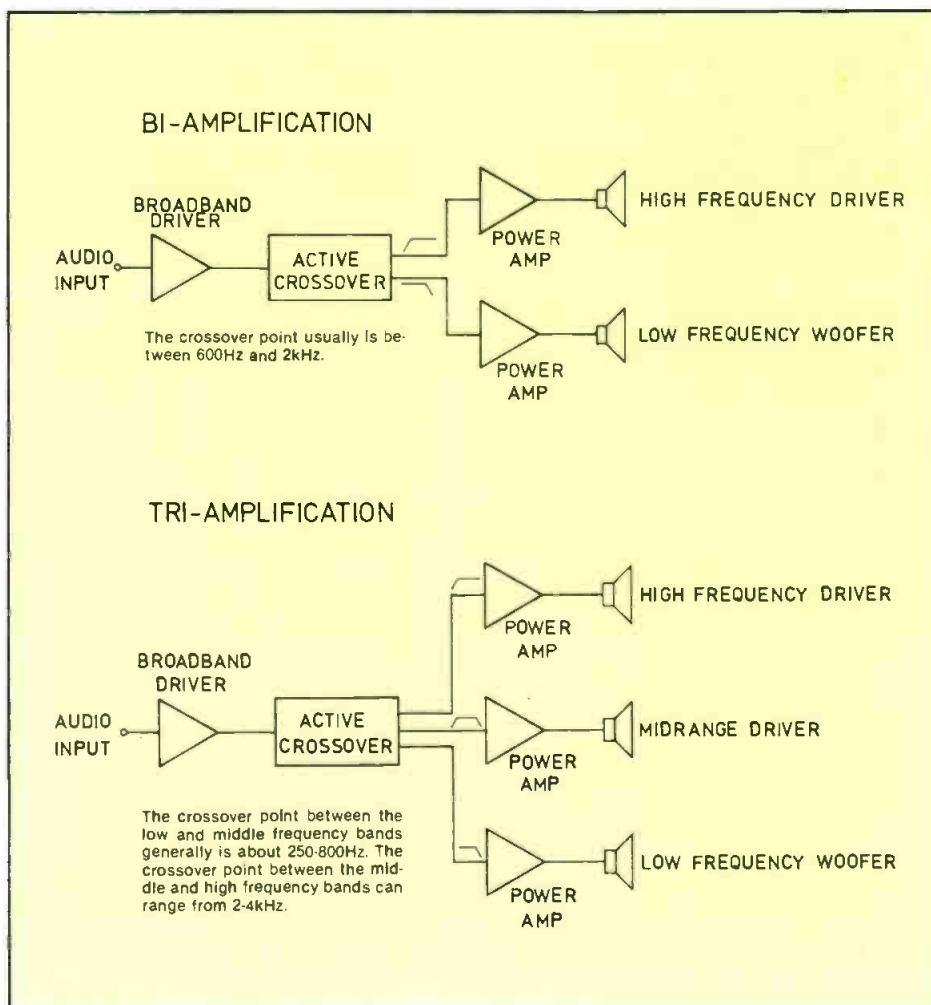


Figure 1. The concept of multiway amplification. The crossover frequencies vary from one system to another (depending on the type of loudspeakers used), but generally are as shown.

AMEK TELEVIDEO

On-Air Production and Post-Production Mixing Consoles

Media Recorders
Hollywood, CA
(213) 463-5000

CONSOLE CONFIGURATIONS

- **BC-01** Portable DC Powered Field/ENG Mixer
4 Buss, 8-16 Inputs
- **M-1000** 8 Buss, 8, 16, or 24 Monitor
8 to 32 Inputs
- **M-1000A** 24 Buss, 24 or 48 Monitor
16 to 56 Inputs, opt. VCA Automation
- **M-2500TV** 24 Buss, 24 or 48 Monitor
24 to 56 Inputs, VCA Automation
- **M-3500TV** 24 or 48 Buss, 24 or 48 Monitor
24 to 120 Inputs, VCA or optional
Motorized Fader Automation
- **M-5000AIR** 24 or 48 Buss, 24 or 48 Monitor
36 to 120 Inputs, VCA or optional
Motorized Fader Automation

Look to AMEK for on-air, live to tape, or video post-production audio mixers. Amek consistently delivers more matchless transparent sound and user-friendly features than any other console maker.

Since 1970, Amek has designed and built more than 600 consoles for virtually every application in professional audio mixing and recording.

To find out more about Amek Consoles or to arrange a personal demonstration, contact us at (818) 508-9788 for the name of your nearest Amek dealer.

In the US: AMEK CONSOLES, Inc., 11540 Ventura Boulevard
Studio City, California 91604 • (818) 508-9788 • Telex 662526

AMEK
TELEVIDEO

In the UK: AMEK SYSTEMS & CONTROLS, Ltd., Islington Mill,
James St. • Salford M3 5HW, England • 061-834-6747 • Telex 668127

Circle (25) on Reply Card

SHIBASOKU MONITORS
the true measure
of performance.



ASACA/SHIBASOKU CORP.
OF AMERICA
12509 Beatrice St.
Los Angeles, CA 90066
(213) 827-7144
(800)-423-6347

Circle (26) on Reply Card

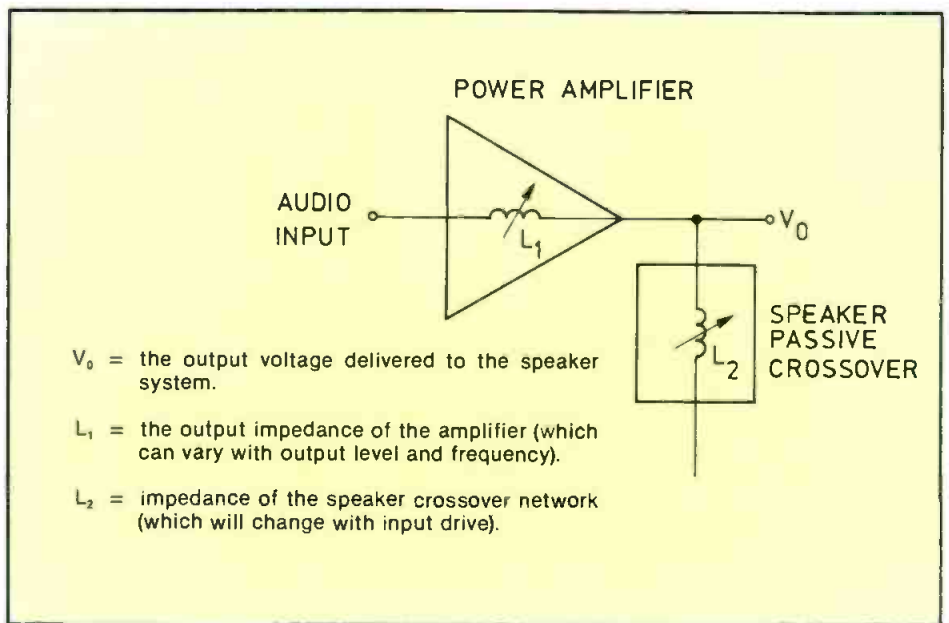


Figure 2. The effect of amplifier output impedance and speaker crossover impedance changes with varying program conditions. The voltage seen by the speakers (V_0) is non-linear, or *splayed*, because of the voltage divider created by the amplifier and speaker combination.

slow roll-off characteristics increase the amount of power delivered to the loudspeaker outside of its intended frequency band. This problem usually is demonstrated by high frequency compression driver failure.

In contrast with passive designs, many active crossover networks used in bi-amplification and tri-amplification systems use steeper 18dB/octave roll-off characteristics. With greater roll-off, less power is delivered on either side of the bandpass.

Reduced distortion

Loudspeaker intermodulation distortion is, in part, a function of bandwidth. The wider the bandwidth a loudspeaker must reproduce, the greater the IM distortion may be.

A single power amplifier, driven into distortion, transfers that signal to the passive crossover and to each respective loudspeaker. Thus, in the conventional arrangement, all loudspeakers receive the distorted signal, as the fundamental wave form or as higher-order harmonics. In a multi-amplification system, distortion is confined to each respective bandpass section. In simple terms, if the low frequency power amplifier of a multiway system is driven into distortion, the other amplifiers and loudspeakers will remain undistorted.

Increased SPL

The effective power increase offered by multiway amplification is considerable. An amplifier's usable power varies dramatically as the peak-to-average ratios of the program material change. Audio program peaks generally occur at high frequencies. Therefore, a multiway system

can increase overall sound pressure level capability by passing the peaks only to the high frequency section, effectively eliminating amplifier peak overload at low- and middle-range frequencies.

Low frequency audio signals comprise the spectrum of greatest current demand, so amplifier ratings can be matched to the dynamics of the program material to be reproduced. A common division ratio for a 2-way amplification system could be 2:1 (low frequency amplifier rated at a power output two times the high frequency amplifier output). Loudspeaker efficiency is one of the considerations in selection of a power division ratio.

Stations considering the installation of a new monitoring system, or rebuilding their present one, should consider the benefits of multiway amplification, not only because of the improved performance it can provide, but also because of the equipment cost savings that may be realized.

Editor's note:

A monitoring system using multiway amplification should be planned carefully by an engineer experienced in its design. Many different routes can be taken in constructing such a system and, once chosen, parameters are not easily changed. Decisions regarding loudspeaker selection, crossover points and amplifier power, among others, are best left to those experienced in multiway design.

Another consideration when installing a monitoring system is the desirability of limiting the system's bandwidth. To protect the amplifiers, low-pass and high-pass filters often are inserted into the program amplifier chain to restrict the system's low frequency and high frequency responses. A typical low frequency cutoff point is 40Hz. The high frequency point can range from 15-20kHz. Such bandwidth limiting protects the amplifier from high energy, low frequency material and from supersonic noise or oscillations that could damage the monitor system. Therefore, bandwidth restriction also requires careful consideration by the user and monitoring system designer.

||:~::~)))))



Presenting the Major Maintenance Tool for Dynair's Series 10 Switch

Right. A feather duster.

We first placed the Series 10 audio/video switching systems in the field four years ago. Today, most are still maintenance-free. Unless, of course, you count dusting the buttons.

Nobody's perfect. But we're close.

In fact, this solidly reliable, solid-state Series 10 switching system is virtually transparent to broadband signals. And the specifications we publish are not "typical" or best case. They are guaranteed, off-the-shelf minimums.

Study them. Then consider your installation. The Series 10 uses a single coax cable for control. That's only one economy.

Compare the cost effectiveness:

- The Series 10 switches both standard and high definition signals.
- A 72-hour battery protects the memory.
- The "in use" status of each channel is constantly displayed.
- Up to four levels of switching are available, including video and multiple video, audio and multiple audio, audio-follow-video and time code.

The Series 10 is also flexible.

Select local or remote control. Panel or desktop operation. Or both. You can start with a single level, then add levels and controls with ease.


All this, and it's almost maintenance free. Ask us for a specification booklet.

Feather duster optional.

DYNAIR

5275 Market Street, San Diego, California 92114 Telephone: (619) 263-7711; TWX:(910) 335-2040

Circle (27) on Reply Card



ONE NEW MONITOR FOR BOTH



Your choice of input displays (A, B, Test or RGB) is only one of many advanced features in the new Conrac 6200 master video monitor. A simple front panel switch lets you use the same monitor to display computer graphic images or live action shots.

The Conrac 6200 is the first in-line monitor with full broadcast features that meets the demanding requirements of Class 1 performance levels. That includes Conrac's best-yet white field and brightness uniformities, consistent Colormatch™ phosphors, switchable comb filter and notch filter chroma separators and status indicator lights that reduce trouble-shooting time to almost nothing.



KINDS OF ACTION.

And all this at prices under \$5000 list for a full 19-inch cabinet model, \$4675 list for 13-inch CRT models.

With the introduction of the 6200, Conrac continues its 37 year commitment to providing the highest quality professional monitors for technical and artistic evaluation of broadcast picture quality.

For Conrac 6200 Technical Specifications, use the Reader Service number or call Conrac Marketing Communications at (213) 966-3511.

Contact Conrac Division for a full color reproduction of this illustration which is suitable for framing.



IMAGE FROM DUBNER COMPUTER

Circle (28) on Reply Card

MIDWEST (312) 833-3310 • EAST (203) 348-2100 • NEW ENGLAND/CANADA (617) 485-7910 • SOUTH CENTRAL (214) 235-8933 • EUROPE (4910) 79 34/70 71



Monitoring for TV sound

By Roy W. Rising,
systems engineer/production mixer,
ABC-TV, Hollywood, CA

At the dawn of commercial television, monitoring techniques for broadcast sound already were several decades old. Audio reproduction was close to its limits in 1950, but the industry had to back off from top quality TV sound for a few dozen years because the cost of network lines to deliver full range audio was so expensive. However, picture reproduction at home, using current technology, is just now nearing its practical limits. In earlier times, high fidelity TV sound would have been out of quality balance with the picture.

Modern transmission from network operation centers to affiliates across the country is diplexed with video on terrestrial links or sent via satellite using various techniques. Both terrestrial and satellite methods provide superb quality. Some receivers have provisions for feeding a high quality sound system, making it possible to recover the high fidelity signal transmitted. Full-range monophonic audio properly reproduced in the home still is likely to be out of perspective with

the best 25-inch picture. A 6-foot screen justifies 50Hz low end response, but also reveals some visual defects in the picture and might not support good stereo.

To illustrate the quality balance effect of picture vs. sound, consider seeing and hearing outside activity through an open window. The sound heard by the observer depends on the size of the opening (picture). Statistics can be used to relate picture size to audio bandwidth preferences of the public, based on this perception.

Whether an operator is mixing a TV program for a 3-inch speaker or a full-range stereo system, the job is to fit the sound to the picture. Part of the trick is to produce audio that will be right at the viewer's home, and will match the video. Sound production, particularly for monophonic television, still is an interpretative craft. Reproduction aimed at realism remains the province of radio and records. Yet, even there, creative interpretation is dominant. Through it all, one thing is certain. A mixing engineer must hear the most accurate production to yield good reproduction.

The monitoring environment
Although recording studios have ad-

vanced the science of room design greatly, most network audio rooms have had the same acoustic problems forever. An example of major progress at a broadcast plant might be carpeting the tile floors. Although this may improve the situation, it is far from acoustic state-of-the-art. Fortunately, new production facilities almost always have significantly better acoustics than older ones, and monitoring speakers have improved substantially over the years.

Response testing of studio areas with pulse, noise and burst signals has generated interesting graphs, and equalizers have been used to correct flaws revealed by the test gear. All too often, however, the work has improved the graphs more than the sound. A more telling test of a monitoring environment and loudspeaker combination is one known to few in the world of sound production outside of television.

In TV production, there always is a need to feed some kind of sound to a stage set where boom microphones are in use. It cannot be avoided. This monitor audio, if picked up by the microphones, can sound unbelievably bad. The problem is not with the mics, because the actors sound fine.

Let's face it. Listeners will never know that the Delta Series, ITC's new generation of cartridge machines, has improved cart guides, a crystal-referenced servo capstan motor with a vapor-honed non-magnetic shaft, and high-speed recue. They won't care that the Delta's modular design makes alignment and service convenient.

Listeners won't know about Delta's microprocessor-controlled digital cue tone detector and exclusive ITC playback head. Delta's compact size and choice of four configurations won't matter to them.




Give people great sound and they'll come back for more!

And the average listener won't know that ITC sells more professional cartridge machines than all other manufacturers combined. Or that the Delta Series replaces the Premium Line, previously the standard of value in the industry.

A lot of the things that make the Delta Series special. . . features that matter to you . . . don't matter to your listeners.

But that's okay. Because the thing your listeners care the most about is exactly what the Delta Series gives them . . . great sound.

The Delta Series sounds great... for you and for your listeners!



INTERNATIONAL TAPETRONICS CORPORATION

2425 South Main Street / P.O. Box 241 / Bloomington, Illinois 61701

Call Toll-Free: 800-447-0414

From Alaska, Hawaii and Illinois call collect: 309/828-1381

3M hears you...



Circle (29) on Reply Card

Solving this problem is not as easy as it may seem. If the stage speaker volume is decreased, the actors generally are not comfortable with the arrangement. Further, if the monitor feed contains a cue they must hear, the actors may become quiet, requiring the mixing engineer to increase microphone gain, which increases the monitor system pickup. Using more on-line sound helps mask the damage caused by pickup of unwanted audio, but then the mix no longer is in balance.

The place to begin correcting such a problem is at the source. Switch out all equalization in the microphone circuits (to guarantee that it is not the cause) and buy some better speakers for the stage floor.

Selecting monitor speakers

Choosing a good monitor speaker for stage use is easier said than done. In November 1978, a series of carefully structured single-blind tests were conducted on 24 speakers from the best-known brands. Only two were found to be suitably accurate. Among the rejects was a speaker often used for control room monitoring at TV production facilities. I found that

2-way systems proved more accurate than 3-way units, due to fewer displaced drivers producing the same sound. Also, systems with better polar patterns offered more accuracy in the reverberant field. A well-designed coaxial speaker would be ideal, but where could you find it?

In late 1981, the tests at ABC-TV included a prototype from Electro-Voice, the Sentry 100. It was more accurate than the best speakers from the 1978 tests. Some bothersome response aberrations were referred to EV for development, which resulted in an improved unit, the Sentry 100A.

With the most accurate speaker I knew of now available, a number of Sentry 100As were purchased for stage set use. The results were almost uncanny. With live voices, recorded music or sound effects, the audio coming back on the boom mic was indistinguishable from the on-line sound (except for room reverberance). With no coloration, the feed to the set could be made at least 6dB louder.

Next, the Sentry 100A was tested in midlevel distributed PA systems on shows using boom microphones. The actor's voices sounded more alive to the audience, and smoother response

yielded higher acceptable sound pressure levels without ringing. Leakage into audience reaction mics almost could be ignored.

The Sentry 100A sounds excellent in huge rooms, and the ear-brain is pleased with it in acoustically poor small rooms as well. Perhaps the room is not so bad. If live conversations do not call attention to the acoustics, a highly accurate speaker should not either.

A common thread runs through speaker accuracy observations during the last five years: Vertical alignment of the drivers is critical. Simultaneous arrival of sound from the drivers at both ears is the clear reason, but there are others as well. The same two ears have a certain degree of sensitivity to vertical displacement of the drivers, and there is a limit to the acceptable vertical angle. From this standpoint, a coaxial speaker theoretically would be ideal.

TV production is done in an environment of level floors and vertical walls. A single microphone picking up multiple drivers in a cabinet seems to be capable of differentiating between vertical arrays and those with a horizontal spread. A possible explanation

Winsted

FREE

1984

CATALOG



Winsted Matchmaker Systems

60 page, full color catalog includes complete descriptions, pricing and ordering information on:

- Editing Consoles ● Video Consoles
- Production Consoles ● Dubbing Racks
- Equipment Cabinets ● Micro Computer Stations
- Tape & Film Storage Systems

Winsted Matchmaker Systems... the Perfect Match for all professional Video Equipment

THE WINSTED CORPORATION
9801 James Circle • Minneapolis, MN 55431

WRITE TODAY OR CALL TOLL-FREE (800) 328-2962

TELEX: 910-576-2740

Circle (64) on Reply Card


CALAWAY ENGINEERING

COMPATIBLE

ECONOMICAL & RELIABLE

Calaway upMC Interface, compatible with ISC Superedit and CMX* Computer Editing Systems... RCII, a manual remote control for Video tape machines equipped with Calaway or CMX* Interfaces*

*Registered trademarks of Orrox Corp. & Interactive Systems Company



Call or Write:

CALAWAY ENGINEERING



49 SOUTH BALDWIN AVENUE / P.O. BOX 323
SIERRA MADRE, CA 91024 / (818) 355-2094

Circle (80) on Reply Card

Outstanding Outdoors

Camera location 3 behind home plate is no place to tear down a camera. Especially if the director wants to punch it up on air to catch the next pitch. That's just one reason why the rock-steady, works-every-time HK-357A is an outstanding choice for production in the field.

Beyond its reputation for legendary Ikegami reliability, the HK-357A has a lot more to recommend it as the ideal field camera. For example, its crisp, high resolution picture, signal-to-noise ratio of better than 53 dB, and superb colorimetry.

What's more the camera really shows off when it's time to set up. Add the optional computer setup

and you can trim checkout time to less than a minute. Simply press one button and the computer automatically refreshes all set up and registration adjustments in about 45 seconds. No chip charts blowing in the wind, no tweaking. Just unpack, plug-in, auto-setup, and shoot.

Hook up is a simple matter too. Choose the triax option and you can position the camera as far as a mile from the van with absolutely no compromise in picture quality as compared to multicore. And for versatility, our triax camera interfaces with TV-81 multicore at the flip of a switch.

Field test an HK-357A to see why Ikegami is the choice of so many networks, major market stations, and independent producers.

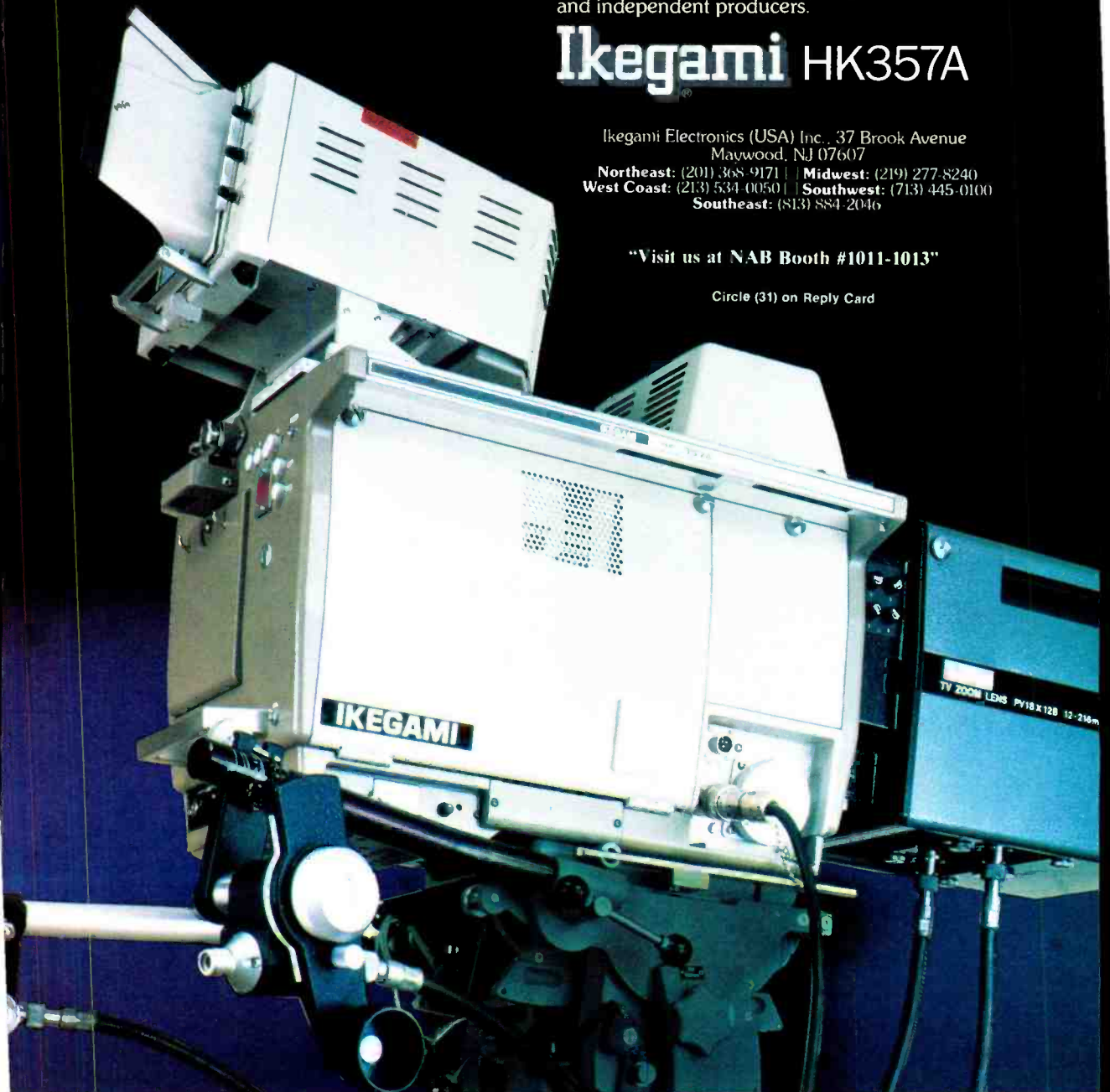
Ikegami HK357A

Ikegami Electronics (USA) Inc., 37 Brook Avenue
Maywood, NJ 07607

Northeast: (201) 368-9171 | **Midwest:** (219) 277-8240
West Coast: (213) 534-0050 | **Southwest:** (713) 445-0100
Southeast: (813) 884-2046

"Visit us at NAB Booth #1011-1013"

Circle (31) on Reply Card



could be that reflections from straight vertical arrays tend to remain polarized, while reflections from arrays with some horizontal spread tend to become reversed and randomized in unwelcome ways.

Control room monitoring

In addition to the effects of driver displacement already discussed, room size is an important consideration for speaker evaluation. Huge rooms generally give better performance than small ones, because the earliest

coherent reflections of sound in a large room can be considered outside the fusion time of the direct and reflected sound, and thus the ear-brain has no difficulty ignoring them. Reflections in a large room are perceived as just that, not as distortions of the original sound. Most people are not able to separate discrete early reflections in rooms of the size normally used for TV sound mixing.

Another means of differentiating sound is by level. The signal-to-noise (S/N) ratio is an example. When the

noise is almost identical to the monitor sound, more of it can be tolerated. Damaged (reflected) sound begins to interfere when it is about 10dB below the direct sound. The reverberant field in any room is noise, with direct sound from the monitor speaker being the signal. Accurate reverberance is dependent on speaker accuracy, and the room has less of an influence.

Solutions


The dimensions of a room, which generally cannot be changed, have the greatest effect on lower audio frequencies. The best defense against room reverberance is to properly mount the speaker system, leaving no space behind it to cause additional middle frequency to low frequency effects. Flush mounting of half-space designs (center wall position) and ceiling-wall mounting of quarter-space systems (corner room position) are recommended, but are not always possible. The new technique of low frequency voicing with computer synthesized first-order correction sounds promising in this respect.

The physics of sound is simplified by dealing with point-source and point-pickup of sound, using speakers and microphones with no diameter. One is then the same as the other. Arguments for close mic placement also can apply to speakers. If there is something analogous to a proximity effect for speakers, it could allow the listener to overcome low end room distortions.

The minimized cabinet size of the Sentry 100A and close spacing of its drivers allow the speaker to approximate the ideal point source. The 100A placed on a table just beyond the console's meter housing gives a good sound to the operator. A wall directly behind the speaker makes it better. Usually, the tweeter should be placed at the bottom, reducing wavelengths of the earliest reflections. The nearby surface that can offer non-polarized early reflections may be the control deck of the console. Raising the 100A or tilting it back will help identify the amount and character of damage from these surfaces.

Near-field monitoring

Near field is the popular term for close-in sound monitoring. Several factors determine the place where this field ends. Subjectively, it is the spot where reverberation and reflections begin to bother the listener. However, the judgment varies among listeners. Technically, it is where the direct sound pressure level ceases to drop 6dB with a doubling of the distance of



Overvoltage - Undervoltage Deal With It.

Proper and steady voltage is essential to the operating efficiency and tube life of a transmitter. Automatic voltage regulators are the most overlooked components of a transmitter installation. Don't ignore your transmitter's needs.

**USE THE AVR
MOST SUPPLIED BY
TRANSMITTER MANUFACTURERS:
HIPOTRONICS
AUTOMATIC
VOLTAGE REGULATORS**

Models Available

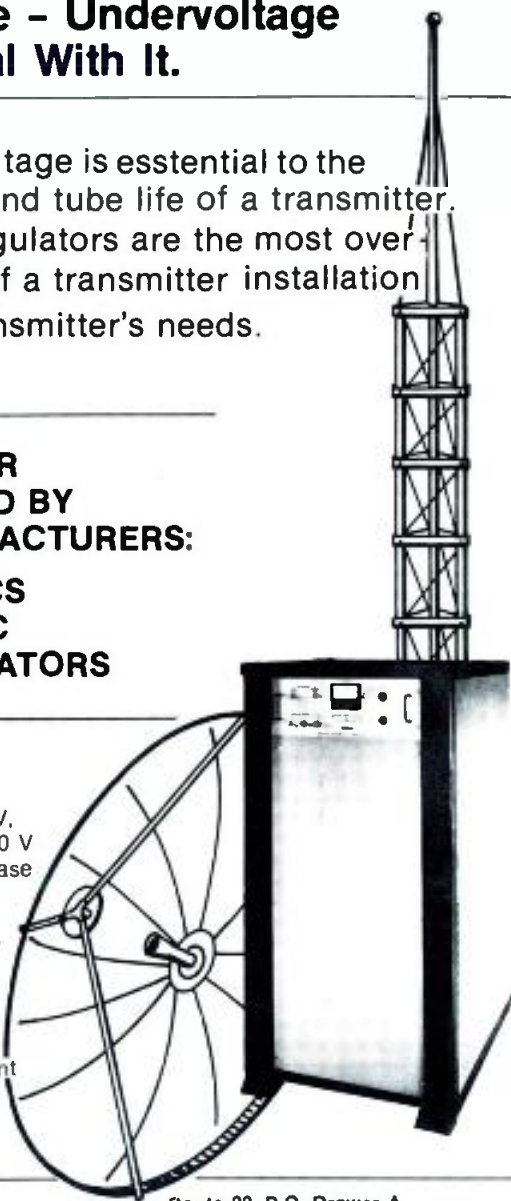
Voltage: 240 V, 380 V, 415 V,
480 V, 2400 V, 4160 V
Single & Three-Phase

Input Ranges: +9/-14%, ±20%
Correction Rate: Up to 20 volts/sec.
Amps: 40 A - 900 A

Options:

Individual Phase Control
Line Bypass Switch
Special Output Adjustment
(50-100%)
Custom Design

NAB: Booth 1779




Route 22, P.O. Drawer A
Brewster, New York 10509
Phone: (914) 279-8091
Twx: 710-574-2420 HIPO BRWS NY



Circle (120) "Send Literature Only"
Circle (121) "Have Salesman Call"

A NEW WORLD CLASS BROADCAST OPERATIONS BOARD

ABX



Announcing the only world class BROADCAST OPERATIONS CONSOLE ... the ABX. The famous quality of the BMX air console is now available in this unique air/production masterpiece. ABX features modular design implemented with aerospace technology. Mainframes of 18, 26 and 34 inputs provide microphone and stereo line inputs, 4 or 8 tracks and 2-mix, slate and talkback, multiple telephone inputs with mix-minus, stereo cue, solo-in-place and complete A/B logic for remote machine control. All inputs may

have stereo equalization or mono equalization and filtering. Four sends and returns add echo and processing to the recording chain as desired.

The ABX is truly a new world class console designed to be equally at home with all music formats, talkradio and broadcast production needs. And the best news is its sound. No compromise² in performance, features or construction were allowed. Write or phone toll-free for your brochure.



PACIFIC RECORDERS & ENGINEERING CORPORATION

2070 Las Palmas Drive · Carlsbad, CA 92008 · 619-438-3911 · Telex: 181777

Call toll-free 800-874-2172

Circle (33) on Reply Card

The proper choice of a studio monitor speaker is of prime importance to accurate TV sound production. Shown are three loudspeakers (mounted using various techniques) in use at ABC-TV's production control rooms in Hollywood.



Mounted on a shelf above the Ward-Beck audio console is a pair of Sentry 100A loudspeakers and a larger size Sentry 500 between them.



A pair of Sentry 1A loudspeakers is mounted on the wall above the console in this studio. A Sentry 100A can be seen just above the video monitors.



The Sentry 505 is designed for ceiling-wall corner mounting, as shown in this production facility installation.

Photos: Arthur Maruyama

the measuring microphone. This point changes with speaker level.

Rooms have varying critical levels, where the structure and air can no longer absorb energy, and the reverberant begins to crowd the direct sound. (This is the level at which rock groups tend to play, whatever the size of the room.) Mixers may monitor at this level if the room sounds better than the speaker, no matter how close the listener may be to the speaker.

Not all loudspeakers sound good at a distance of a few feet. If the combining effects from a PA cluster 25 feet away are noticeable in the front rows of a large auditorium, then this too is the near field.

Understanding the hazards and advantages of close-in sound monitoring makes a high quality speaker a more valuable tool. Location recording and remote pickups for radio or television always require good portable monitors. Auxiliary areas in production facilities also can benefit from high accuracy speakers that meet budget and space limitations. Note that although some speakers may be mounted horizontally in an equipment rack, the value of vertical alignment will be lost. Regarding the Sentry 100A, EV advises against this configuration. Mounting a speaker improperly in a control room will leave continuing doubts about the sound heard in the facility.

Speaker evaluation

In non-coaxial, 2-way systems, there must be points on the axis where sound from the drivers cancels out at the center frequency of the crossover. This effect shows up as a deep notch on a spectrum analyzer. Some manufacturers seek to eliminate this effect. Crossovers that roll off more than 6dB per octave usually introduce significant phase shifts, which can be heard as damaged additive sound.

A closing word about speaker selection is in order. The history of monitoring systems is interwoven with the development of test instrumentation. Too often a bad-sounding system has been proved excellent—on the graphs. The ear knows better, however.

The quest for speaker accuracy continues, with hundreds of manufacturers and thousands of models from which to choose. Let the listener judge the speaker, and let the instruments then be used to find the reason.

Editor's note:

This article is based on the author's experience in TV production sound recording. The views expressed are those of the author, and are not meant to represent the position of ABC-TV.

|| :-? :-)))))

A SYSTEM IS ONLY AS GOOD AS THE SUM OF ITS COMPONENTS.

1" EDITING



BVH-2000 IN CONSOLE

- Multiple machine configurations, changeable and upgradable.
- Wide DT range: from -1 to +3 X standard speed
- Video/Audio confidence replay
- Self-diagnostics with visual and audible malfunction alarms
- Plug-in Time Code Generator/Reader (optional)
- Plug-in Timebase Corrector (optional)
- 2 hours record/play time

BKH-2015 OPTIONAL PLUG-IN TIMECODE FOR BVH-2000

- Generator/Reader with VITC/LTC capability
- Character Generator
- User Bit Display



BVH-2500 RECORDER

- All features of BVH-2000 plus:
- Full C Format compatibility
- Real time, variable and frame-by-frame recording, using DT head
- Full-color framing
- Instantaneous and repeatable re-writing by erasable DT head



BVT-2000 TBC

- 9-bit, 4 Fsc sampling
- Drop-out compensation with Y/C separation
- Built-in Velocity Compensation, Sync Pulse Generator, Video Processor and automatic Advanced Sync Generator
- Full remote-control function
- DT playback with BVH-1100/1100A/1180/2000 and BVU-820 VTRs



BKH-2100 OPTIONAL PLUG-IN TBC FOR BVH-2000

- Plug-in, 4-circuit board Digital TBC
- 8-bit 4x Fsc samplings
- Remote-control capability



3/4" EDITING



BVU-820 RECORDER

- Built-in, full-scale editing functions
- Dynamic Tracking
- Playback from -1 to +3 X standard speed
- Simultaneous video playback in record mode (Video Confidence)



BVT-800 DIGITAL TBC

- 15 H correction range
- DT operation with BVU-820 from -1 to +3 X standard speed
- Built-in digital DOC
- Single cable interconnect with BVU-800/820
- Remote-control facilities
- Recognizable monochrome pictures up to ± 40 X standard speed

1/2" EDITING



BVW-40 BETACAM™ RECORDER

- Compressed Time Division Multiplex video recording system
- Built-in Timebase Corrector with Digital DOC
- Full Video/Audio insert and assemble editing, with preview/review, forward/reverse trim, selectable pre-roll and auto edit in/out functions
- 9-pin RS-422 serial and 36-pin parallel remote ports
- 7-pin Dub-in/Dub-out connection for BVU series U-matics™
- 12-pin Y/R-Y/B-Y component input/output
- Component and composite outputs



BVW-10 BETACAM™ PLAYER

- Full Shuttle and Jog functions
- Built-in TBC with Digital DOC
- Built-in Time Code Reader and LED display
- Selectable Dolby™ noise reduction
- Plug compatible with wide range of external systems
- Only front access required
- Component and composite outputs

At Sony, we do more than guarantee the best total system. We guarantee the best individual components.

The machines you see on these pages, which comprise the three established formats of the broadcast industry, represent only a small sampling of the Sony universe of post-production products.

Each component, while different in price and scope of features, shares five things in common. Unsurpassed quality, reliability, durability, ease of maintenance, and excellence of value that Sony is famous for.

So whether you buy the Sony system piece by piece, or an entire system at a time, you can be assured peace of mind.

For all the details contact Sony in New York/New Jersey at (201) 833-5350; in the Northeast/Mid-Atlantic (201) 833-5375; in the Midwest (312) 773-6045; in the Southeast (404) 451-7671; in the Southwest (214) 659-3600; in the West (213) 841-8711.

© 1984 Sony Corporation of America. Sony is a registered trademark and Betacam is a trademark of the Sony Corporation.

SONY
Broadcast

Selecting a monitor amplifier

By Bruce Bartlett, Crown Int'l, Elkhart, IN

Engineers judge their stations' audio quality with studio monitor systems, so every component in those systems must be clean-sounding and reliable. In particular, the monitor power amplifiers must work every time they are turned on, and must introduce no sonic coloration.

Monitor amps used in professional studios must meet several stringent requirements, including the following:

- **Reliability**—The amplifier must operate dependably, day-in and day-out. Downtime costs the station money. Also, a dependable power amplifier allows the engineer to troubleshoot other components in the audio chain without worrying that the amplifier itself might be the cause of the problem.

- **Sonic transparency**—The amplifier must add no sound of its own, or else the engineer will be judging the sound of the amplifier, as well as the rest of the chain. Transparency is the result of careful attention to design details. This attention produces an amplifier with low distortion, flat frequency response and low noise. Look for a total harmonic distortion (THD) specification of less than 0.05%, frequency response of (± 0.1 dB) 20Hz-20kHz or greater and a signal-to-noise (S/N) ratio of at least 105dB.

- **Protection circuitry**—In professional installations, the monitor amplifier undergoes much use and abuse. It should be protected against shorted output connections, mismatched loads, RF oscillations, component overheating and input overload.

- **Distortion indicators**—If you hear distortion in the monitored signal, some type of distortion indicator should be available on the power amplifier to show whether the amp is the cause. This provision greatly simplifies troubleshooting.

- **Adequate power and headroom**—Insufficient power results in distortion if high sound pressure level (SPL) monitoring is desired. Be sure that the monitor amplifier has enough power to drive the system's speakers to the desired SPL. Stations should determine their desired SPL listening points to accurately specify the power rating of the amplifier to be used.

Shown are front- and rear-panel views of a 180W/channel (8 Ω) stereo monitor amplifier for studio use. Features include front-panel signal presence and distortion indicators. The rear panel offers the user a variety of input and output termination arrangements. An optional plug-in balanced input adapter can be supplied if the unit is to be operated in an RF field. The unit (a Crown PS-400) is an example of the new generation of amplifiers available for studio monitoring applications. A full listing of monitor amplifier manufacturers and suppliers can be found in the September 1983 *Buyers' Guide* issue of *BE*.



Power amplifier manufacturers should be consulted on average listening levels vs. suggested amplifier headroom, because specifications of amplifier power may vary from one company to another.

- **Low interface intermodulation distortion**—This newly discovered type of intermodulation distortion occurs only with real-world loads. Back EMF from the loudspeaker (see "Multiway Audio Amplification" on page 38) affects the transfer function of the amplifier driving the speaker, resulting in intermodulation distortion, if not controlled.

- **Outside world connectors**—Check the input and output connectors to be sure that they are reliable and readily available from the manufacturer or local supply house. Ideally, they would be standardized with the rest of the broadcast plant, allowing easy substitution of assemblies.

- **Input stage configuration**—The monitor amplifier should be selected to match the level of the program drive signal available to it. Proper impedance matching also is an important consideration. Balanced input stages should be used whenever the monitor amplifier is located in an RF environment.


- **Chassis mounting**—The amplifier should offer the user a chassis that is easily mounted in an equipment rack or other enclosure. Amplifier mounting should not be neglected, because improper placement can restrict air flow to the unit and, perhaps, lead to premature failure.

Once a monitor amplifier system has been selected, installation should be planned carefully. Proper grounding of the chassis is important not only for RF protection, but also for safety. Speaker cables should be selected to provide minimal power loss. It makes little sense to purchase a high quality power amplifier and then to waste a portion of that power in the line to the speakers.

The studio monitor system may be the most important piece of audio test equipment at a radio or TV station. It is used continually by operations personnel to judge the quality of the entire transmission chain. A monitoring system should, therefore, be selected carefully.

1:2=)))

When Choosing Quality The Choice Is LEMO Electronic Connectors



LEMO Audio-Video Connectors

Designed to maximize communication capabilities within a minimum of space. Available in coax, triax, multipin and mixed coax-multipin configurations.

RELIABILITY: Positive locking mechanism and gold plated contacts assure consistent signal transmission to 1.5 GHz.

SPACE SAVINGS: Only finger clearance needed to engage and disengage connectors. No need to twist or turn locking ring.

RUGGEDNESS: Connector components are precision machined. Locking mechanism is totally protected by outer shell, virtually eliminating accidental disconnections and damage to locking mechanism, cables and contacts.

SPEED: Connectors engage and disengage simply and quickly by pushing and pulling axially on the outer shell of the plug.

Over \$1 million inventory stocked in Santa Rosa, California, sold by a network of representatives in North America.

For technical data and catalog, as well as the name of your local representative, please call or write LEMO U.S.A., INC. [707] 578-8811, TELEX 340-933, P.O. Box 11006, Santa Rosa, California, 95406.



Circle (34) on Reply Card

Audio monitor update

By Jerry Whitaker, radio editor

A radio or TV station's studio monitor speaker is more than just a means to hear the air signal. It is the reference against which the audio quality of the entire broadcast chain is judged. An accurate monitoring system—amplifier and loudspeaker—is needed to ensure that the sound heard in the studio represents the actual on-air audio.

Accurate monitoring also is important in production rooms, where equalization or special effects may be added to the mix. Without a flat, clean monitoring system, the operator cannot judge the correct amount of equalization, reverb or other special effects required in the production.

Selecting a monitor amplifier, as outlined elsewhere in this issue (page 56), should be done with care. Equal attention should be given to the selection of a studio loudspeaker system.

Space limitations prevent a review

of all loudspeakers suitable for monitor use in radio and TV stations. However, the following is a representative sample of some of the newer designs available. For a complete listing of speaker manufacturers and suppliers, consult the September 1983 Buyers' Guide issue of *BE*.

Eastern Acoustic Works. The MS-30 is a new near-field studio reference monitor manufactured by EAW of Boston. The speaker offers essentially flat on-axis and off-axis response, with transient capabilities fast enough to meet the needs of digital audio quality assurance. The MS-30 is designed primarily for reference monitoring in recording studios, broadcast facilities and film dubbing suites.

To guarantee proper interface of the driver speaker at the crossover frequency, a third-order, amplitude-com-

pensated network is used. This ensures minimum phase shift and response linearity throughout the crossover region. Effective acoustic slopes of 24dB/octave are achieved by integrating the driver acoustic response and crossover filter electrical characteristics.


The MS-30 is rated for operation at 70W (continuous sine wave for 100 hours).

Circle (300) on Reply Card

Electro-Voice. The Sentry 100A loudspeaker is designed to meet the monitoring needs of broadcast and recording studio engineers in a compact package. It exhibits high efficiency reproduction, high power-handling capability across the audio band, and uniform frequency response and dispersion.



Eastern Acoustic Works MS-30



Electro-Voice Sentry 100A

The new 30-kilowatt high band overachiever

The Harris TV-30H does it better at 30 kilowatts than any other high band TV transmitter. By design.

Better Performance

Specifications approach the measuring limits of the very best television test demodulators to easily handle the demands of new technology.

For example, highly linear amplifiers and the Harris Quadrature Corrector hold incidental phase modulation to $\pm 1.5^\circ$.

Our unique VIDEO* SAW filter provides visual sideband attenuation of -10 dB at 4.5 MHz.

*Visual IF Delay Equalized Output

These specs—vital for transmitting high-quality multi-channel (stereo) sound—are unmatched in the industry.

Greater Reliability

Because of the VIDEO SAW filter's built-in FCC receiver group delay pre-correction, the TV-30H is the only 30-kilowatt high band transmitter that needs no complicated receiver equalizer circuitry. Fewer circuits mean greater reliability.

And this is the only 30-kilowatt design linear enough to combine aural and visual signals at the exciter outputs for emergency multiplex operation (available as an option).

More Headroom

Other than the visual cavity and the cooling system—which were redesigned for maximum efficiency at 30 kilowatts—the TV-30H uses the same components and circuits as our field-proven 50-kilowatt high band transmitter. Result: a greater degree of headroom for added dependability, longer component life.

Find out more on why the new Harris Overachiever is your best buy at 30 kilowatts. Contact: Harris Corporation, Broadcast Transmission Division, P.O. Box 4290, Quincy, Illinois 62305. 217/222-8200.



HARRIS

See the TV-30H at NAB '84

Circle (37) on Reply Card

COMREX®

2X

2X + 2  = PROGRAM LINE



With two dial telephone lines and the Comrex 2X, you can have a beautiful, quiet 5 KHz broadcast channel, instantly, easily and wherever you want.

For more information, call or write
P.O. Box 269, 60 Union Ave., Sudbury, MA 01776 617-443-8811

Circle (35) on Reply Card

WE WROTE THE BOOK ON TIME CODE

EECO designed the first practical time code editing system in 1967. We pioneered video editing by helping establish SMPTE/EBU time code standards and by engineering the first SMPTE/EBU time code generators and readers.

More recently, we contributed to the SMPTE/EBU recommended practice for vertical interval time code (VITC) and developed microprocessor-based editing equipment using VITC.

The industry leader, we offer a full line of precise and reliable time code generator and reader components. Easily interfaced to your studio equipment, all of our products are available from our Authorized Distributors.

And, when we say "we wrote the book on time code"—we mean it. For your FREE copy of our famous time code handbook, call our Video Products Customer Service



Department, (714) 835-6000 Ext. 419, or write EECO Incorporated, 1601 E. Chestnut Ave., Santa Ana, CA 92701-6391.

Ask for the time code book and the name of your nearest EECO Authorized Distributor.



EECO®

Computer Controls For Video Production

Circle (36) on Reply Card

The speaker incorporates a heavy-duty tweeter designed for long life and extended high end response. The integral crossover network is a 12dB/octave dual-section design. The speaker also has a continuously variable, shelf-type high frequency response control that allows for adjustment to individual listening preferences, with boost-and-cut capability of +2dB to -4dB from flat.

The low frequency section uses an 8-inch, direct-radiator woofer installed in a vented enclosure. The special venting used in the Sentry 100A results in extended low frequency response, high efficiency and small size.

The loudspeaker is rated for a power-handling capability of 30W (continuous filtered random noise for 15 hours).

Another product, the Sentry 505, is a recently released loudspeaker designed for control room monitoring use. The Sentry 505 is an acoustic match for the Sentry 500, but in an angled enclosure for ceiling/wall-mounting locations. Specifications for the new unit show essentially flat frequency response from 40Hz-18kHz and good efficiency (96dB, 1W at 1m, anechoic).



Electro-Voice Sentry 505

The Sentry 505 is a 2-way speaker system using a 12-inch, high excursion woofer and a heavy-duty tweeter. Careful attention to transducer geometry and crossover design provides acoustic phase coherence in the crossover region (1.5kHz), which gives well-controlled vertical and horizontal dispersion of sound in the critical 250Hz-10kHz range.

A 4-position tweeter attenuator is mounted on the front panel, allowing adjustment of the high frequency end from flat response to -9dB in 3dB steps.

The Sentry 505 is designed to handle 100W (average, long-term) power



Exclusive Supplier of 1" and 3/4" video tape to the XIVth Winter Olympic Games, Sarajevo 1984.



The Tape Behind the Olympics



AmpeX video tape. Winning quality worth broadcasting on 196 1" video tape and 197 3/4" videocassettes.


AMPEX

AmpeX Corporation • One of The Signal Companies

AmpeX Corporation, Magnetic Tape Division, 401 Broadway, Redwood City, CA 94063, 415/367-3809

Circle (39) on Reply Card

NO HUM HO-HUM



PCL-505 and PCL-505/C

- TRUE COMPOSITE STEREO FM WITH PCL-505/C
- VIRTUALLY NO CROSSTALK WITH PCL-505
- TRANSMITS WAVEFORM AND SUBCARRIERS

You expect your point-to-point program carriage to be clean, dependable and economical. Why not! For nine years the PCL-505 and PCL-505/C Studio-Transmitter Links have delivered it, setting standards for monaural and composite stereo program operation. That's why the PCL-505/C continues to be the top selling composite aural STL in the world.

Carrying a composite stereo signal over a single STL means true direct FM stereo; so, the audio processing units and stereo generator may be located in the studio, accessible and far from intense RF radiation. The wideband input of the PCL-505/C accepts two subcarriers as well as the composite stereo waveform. In conjunction with an SCD-9 Stereo Demodulator the PCL-505/C is excellent for AM stereo.

Two monaural PCL-505/C's used in tandem, in the split-channel method, provide crosstalk-free stereo broadcasting and carry both remote control and SCA subcarriers. The direct FM techniques that provide composite stereo in the PCL-505/C also mean excellent frequency stability in both the PCL-505 and PCL-505/C. Both feature on-frequency RF amplifiers, a carrier driven relay for external uses, extensive multimetering, excellent serviceability and a built-in remote connector for remote control. In case of program interruption, optional automatic transfer panels can switch operation to standby units.

- ON FREQUENCY RF AMPLIFIER
- EXTENSIVE MULTIMETERING
- EXCELLENT SERVICEABILITY

For further information,
please contact our Marketing Department

MOSELEY ASSOCIATES, INC.

A Flow General Company · Santa Barbara Research Park

111 Castilian Drive . . . Goleta, California 93117
(805) 968-9621 · Telex: 658-448 · Cable: MOSELEY

Circle (40) on Reply Card

input. Short-term peaks may reach 400W.

Circle (301) on Reply Card

Genesis Physics Corporation. The model 20 loudspeaker is a 2-way design, packaged in a medium-sized enclosure, which gives wide frequency response and good efficiency.



Genesis Physics model 20

It uses an 8-inch woofer that incorporates a 4-layer, high temperature voice coil with a rubber impact bumper for durability under high power operation. The 1-inch inverted dome tweeter is response-corrected for linear output over its frequency band. The 2-way speaker design also includes a 10-inch passive radiator in a vented enclosure.

The speaker is rated for a power input of 20-100W, depending on the measurement criteria used.

Circle (302) on Reply Card

James B. Lansing Sound. The JBL 4411 loudspeaker is a compact, 3-way monitor designed for broadcast and recording studio applications. The 4411 is a successor to the JBL 4311.



James B. Lansing Sound 4411

Close clustering of the new speaker's 12-inch, low frequency woofer with the midrange transducer and the high frequency dome radiator permits close-in monitoring. The woofer incorporates JBL's Symmetrical Field Geometry (SFG) mag-

netic structure for reduced second-harmonic distortion.

The system's middle and high frequency drivers were developed with the aid of laser technology to produce components with flatter response and greater power-handling capability. The crossover network is designed for smooth transition between frequency bands. The middle and high frequency level controls, adjustable from the front of the speaker, are calibrated to provide settings for a flat direct-field pressure response or a rising axial response that produces a more forward sound, characteristic of older monitor designs.

The 4411 is designed for a power input level of 150W (continuous program material).

Another JBL product, the SLT-1 miniature loudspeaker, is a new addition to the product line. The speaker is designed for professional applications requiring rugged construction and small size.



James B. Lansing Sound SLT-1

The SLT-1 uses a 5/4-inch low frequency loudspeaker incorporating JBL's SFG magnetic structure for low distortion reproduction. A flat-wound, ribbon-wire voice coil also is used in the low frequency speaker for maximum efficiency and good power-handling capability. The high frequency tweeter is a 1-inch, hard-dome radiator designed for extended response and wide dispersion.


The speaker enclosure is made from acoustically treated die-cast aluminum. The speaker may be mounted horizontally or vertically, and tilted to any angle. The power-handling capability of the speaker is rated at 50W (pink noise).

Other recently released studio monitor products from JBL include the 4312 and the 4401.

Circle (303) on Reply Card

Studer. The 2706 studio monitor speaker is designed for use as a reference source in small- to middle-sized radio and TV control rooms and production suites.

BRIGHTEST SOUND IN THE CITY



- OUTSTANDING LINEARITY AND FREQUENCY STABILITY
- ULTRA LOW NOISE AND DISTORTION
- SELECTABLE IF BANDWIDTH
- 450MHz, 950MHz, 1.7GHz BANDS

PCL-606 and PCL-606/C

Cut through the crowded air waves of major urban markets and deliver your program just the way you intended it to sound, with the PCL-606 or PCL-606/C Studio Transmitter Links. Both the monaural PCL-606 and the composite stereo PCL-606/C offer the latest technology and highest quality for maximum performance and reliability.

Clarity starts in the transmitter. Careful IF modulation techniques ensure very low noise, then the signal is frequency synthesized for extreme linearity and frequency stability. In the receiver, an adjustable PIN diode attenuator prevents overload while maintaining maximum possible signal strength and dynamic range. The receiver is very selective. The band width is adjustable so that any distortion can be further reduced if selectivity is not critical. Digital demodulation and a series of ultra-phase linear IF filters separate subcarrier and baseband frequencies with negligible noise or distortion.

Both the PCL-606 and the PCL-606/C feature modular construction for easy servicing, built-in internal system performance metering in transmitter and receiver, two subcarriers for SCA and remote control data, and switch-selectable signal metering functions. All service adjustments are easily done through the top cover. To assure continuous broadcast, in case of failure or abnormality shutdown, the receiver switches automatically to a standby unit. For international broadcasters, transmitter frequencies can be changed, if necessary, without the delay of ordering a new crystal.

- EXCELLENT SELECTIVITY
- BUILT-IN DIAGNOSTIC METERING

OVER
500
SYSTEMS
SOLD

For further information,
please contact our Marketing Department

MOSELEY ASSOCIATES, INC.
A Flow General Company . Santa Barbara Research Park
111 Castilian Drive . . . Goleta, California 93117
(805) 968-9621 . Telex: 658-448 . Cable: MOSELEY

Circle (41) on Reply Card



Studer 2706

The 3-way system uses a 12½-inch woofer, a 2-inch dome midrange transducer and a 1-inch dome tweeter in a bass reflex enclosure. The low frequency transducer is designed so that the magnetic field remains constant over the entire excursion range of the voice coil. This ensures linearity to just below the speaker's clip point,

thereby reducing distortion. Middle and high frequency elements are handled by Studer's newly developed high power dome transducers. Crossover filter slopes have been selected to match the corresponding mechanical properties of the speaker components.

The 2706 has four threaded holes on the bottom of the cabinet to facilitate free-space installation on a floor stand or suspension bracket. The speaker is rated for a power input level of 18W (continuous broadband pink noise for 8 hours). Peak power ratings can range up to 250W.

Circle (304) on Reply Card

Try before you buy

Careful attention should be given to selecting a studio monitor system. Examining specifications can be difficult, however, because of the different measurement procedures that may be employed from one manufacturer to another. For this reason, if possible, listening comparison tests should be conducted in addition to a thorough examination of loudspeaker specifications and the procedures used by the manufacturer to obtain those specs.

Once purchased by a station, loud-

speakers should be mounted as recommended by the manufacturer. In many cases, the desired performance will not be realized if the speaker is mounted incorrectly.

The time and money spent in selecting and installing a studio monitor system are two of the best investments a station can make in its on-air sound. A studio monitor should be chosen from a line of professional products, not consumer-grade gear. It often is desirable to know what the station's air signal sounds like on a typical home hi-fi system. For such applications, consumer gear is in order. For studio monitoring, however, professional gear is required. A station's air signal is too important to be trusted to a speaker whose quality is subject to question.

Editor's note:

Of the loudspeakers covered in this equipment update, the Electro-Voice Sentry 100A has seen the greatest amount of field use. As documented in the article, "Monitoring for TV Sound" on page 44, the Sentry 100A has become a standard at many facilities. Because the other speakers discussed in this update are recent additions to each company's product line, we would appreciate any feedback that users might have on their performances. BE also invites comments on other monitor speakers not covered here. [:(~:~)]

Now Your Station Can Try An Eventide H949 Harmonizer®

FREE For 30 Days . . . With No Obligation.

• LIMITED TIME OFFER

For some time, we've been telling you why your station should own an Eventide H949 Harmonizer. Hundreds of stations have gotten the message. But if you're still "on the fence" . . . here's the offer you've been waiting for. Order an H949 Harmonizer from an authorized Eventide dealer by May 31, 1984. Try it for thirty days at your station. If you don't agree that the H949 is the most versatile audio production tool you've ever used . . . just send it back to your dealer and tear up the bill.*

• WHY YOU SHOULD TAKE US UP ON THIS OFFER

We're sure that once you get your hands on an Eventide Harmonizer, you'll find it irresistible. The H949 is a complete audio special effects department in a single box. Pitch change capabilities create new voices instantly. You can get variable delays, echo and reverb effects. Double tracking and chorus effects are available. For really way out sounds, there's time reversal and infinite repeat. The H949 is a super flanger, too. And the H949 can do more than one effect at a time. Combinations of the various effects, as well as variable mixes and recirculation of output/input let you create an infinite number of new vocal, musical and sound effects.

• IT'S A TIME COMPRESSION SYSTEM, TOO

Best of all, the H949 is a complete audio time compression system. You get the audio time compression and expansion capabilities of competitive single-purpose units costing well over twice as much. You can even control a VTR, by adding our

economical PTC960 control module.

• BRINGS OUT YOUR STAFF'S CREATIVITY

When your station's H949 trial begins, you'll find that the Eventide Harmonizer brings out the creativity in people from every department at your station. The sales manager will discover an enticing tool for local commercial production. A clever air personality can create a whole roster of new characters. Your station's promotion director will have a field day, creating really distinctive promos, intros and custom jingles. News directors even use the H949 to protect the identities of confidential sources, by altering their voices. And the music director can use the H949 to create custom music mixes, even altering tempos.

• DON'T MISS OUT

This thirty day no obligation free trial offer must end on May 31, 1984. So, if you've been reading our ads, and thinking about getting an Eventide H949 for your station, now's the time to act. Contact your Eventide dealer, or call Eventide for more information.


*Offer limited to licensed U.S. radio and television stations, valid upon receipt of purchase order. Unit if returned must be in as-new condition, in original packing. Customer pays shipping. Trial offer limited to one unit per station.



Eventide
the next step

One Alsan Way
Little Ferry, N.J. 07643
(201) 641-1200

Circle (45) on Reply Card



EIMAC—moving toward higher frequency and performance in the 1980s.

Varian EIMAC, the world's leading power grid tube manufacturer, proves its expertise with almost 50 years of know-how in state-of-the-art manufacturing techniques.

Continuing in its tradition of providing customers with maximum operating frequency and high gain, EIMAC designs and manufactures superior tubes for broadcast service.

Close tolerance control and modern manufacturing techniques provide improved life and uniform performance, tube after tube.

Consider the new EIMAC 4CX40,000G. This 40 kW tube is full-power rated to 220 MHz. The tube features laser-cut, high sta-

bility Pyrolytic graphite grids and a new internal structure combining low RF losses and high operating efficiency.

For more information on Varian EIMAC tubes and high power VHF cavity amplifiers, call or



write today. Or contact the nearest Varian Electron Device Group sales office.

Varian EIMAC
301 Industrial Way
San Carlos, California 94070
415 • 592-1221

Varian AG
Grienbachstrasse 17
Post Fach
CH-6300 Zug, Switzerland
Tel: (042) 31 66 55
Telex: 845-78789



Circle (43) on Reply Card

March 1984 *Broadcast Engineering* 65

Who's monitoring the monitor?

By Gene D. Ornstead, national service manager, Conrac Division, Conrac Corporation, Covina, CA

To protect the investment made in video monitors, the author suggests common sense ways to keep the best possible picture on the screen.

Why does Preview Monitor One look different from Program Monitor One? Is the registration correct on Camera Three? Who balanced the color on VTR Two? Why does the picture on this monitor look different from yesterday?

Does this sound familiar? These are typical questions asked daily in all types of TV broadcast facilities. The role of the TV monitor in today's broadcast environment needs to be clarified. Operating in concert with the most sophisticated video special effects equipment, high resolution color cameras or the latest videotape recorders, the video display monitor provides the only visual review of all video program material. Therefore, the video monitor is of paramount importance in all facets of studio and production applications, and to all video operating professionals and clients.

Despite the video monitor's important role of reproducing exact video imagery, some broadcast and production facilities still allow performance degradation caused by poor maintenance practices. It is surprising how meticulous broadcast and video production facilities are about the calibration and maintenance of some equipment, yet video monitors only seem to get maintenance attention when they fail. In many cases, a monitor does not get a complete calibrated alignment even when involved in a repair operation.

Most TV monitors in daily opera-

tion are seldom operated and maintained as precision pieces of broadcast equipment. Professional video monitors are designed to display exact video input signals, as seen by the camera or other sources of video, and should be given no less attention than other equipment operated in a facility.

Most monitor problems can be corrected by a routine check or calibration, requiring no more than one hour a week of a technician's time. In most cases, simple periodic checks and calibration can make a major improvement in monitor picture quality, enhancing facilities' overall operation through production of clean, accurate pictures.

Critical parameters

The TV monitor setup parameters most often causing deterioration of picture quality can be classified into six categories: color temperature; gray-scale tracking; CRT convergence and purity; image focus, chroma and phase calibration; and black level and contrast setup. Alignment of any one or a combination of these critical parameters can make the difference between a high quality video image and a poor, unreliable image. In addition to precise monitor calibration, monitor matching and circuit stability also are important. These factors are determined by the manufacturer, however, and account for the higher cost of the best professional monitors. To ensure proper performance of the display monitors in your facility, calibration standards should be relied upon and used faithfully.

Monochrome adjustments

First, before any color picture can be reproduced by a color monitor, you must rely on a calibrated standard for

the color white. Over the years, in-depth study and evaluation has selected Illuminant D phosphor with a 6500°K color temperature as the standard for daylight white. Using this as a standard reference when calibrating a monitor's high light and low light adjustments, you can ensure proper gray-scale and color temperature alignment for maximum color picture fidelity. When calibrating gray scale (color matching) on more than one monitor, the monitors must have CRTs that have the same phosphor colorimetry coordinates and tolerances. This will ensure that the three basic primary color phosphors (red, green and blue), used when manufacturing the CRTs, will match. There are a number of instruments on the market today that assist the broadcast maintenance engineer with color temperature and gray-scale setups. You may want to investigate what type of equipment your engineering department is using and if it is up-to-date and reliable.

Another monitor setup parameter that can cause severe degradation of color pictures is convergence alignment of the cathode ray tube (CRT) and associated circuits. CRT convergence can be calibrated best by using monochrome cross-hatch or dot matrix signals. In the past, broadcast maintenance engineers tended to shy away from convergence alignments because of the complexity of circuitry and difficult alignment. Convergence in one area of the CRT would throw another area out of alignment. Today most professional monitors have active-type convergence circuitry, which separates the CRT into independent alignment areas, making setup alignment quick and less complicated. (See Figure 1.)

Have you called your switcher lately?

The new Bosch TVS/TAS-2000 video/audio distribution switcher is so advanced you can call it on the phone. And it can talk back to you.

If you're the station manager or chief engineer, you can control all your station's feeds directly from your desk—without affecting the program on-air. You don't even need a control panel. Just a touch-tone phone.

And if it makes you feel more comfortable, the TVS/TAS-2000 will confirm—verbally—what you've done.

Have it your way

Touch-tone control is just one of the sophisticated control options available with the TVS/TAS-2000 to let you fit your needs precisely.

And we know something about your needs because we've been a leading manufacturer of distribution switchers for years with our TVS/TAS-1000 and RKX models.

You can choose from standard control panels with leverwheel and button per crosspoint. Or customized panels for single bus to full matrix control. Or completely automated systems.

Our new 1400 and 1500 series control panels can handle multi-level breakaway—seven levels is standard.

Since the TVS/TAS-2000 is part of a family, you can add most of these control options to existing Bosch-Fernseh TVS/TAS-1000 and RKX switchers.

Outstanding specs.

As you'd expect in a state-of-the-art system, specifications are outstanding. Crosstalk is better than 60dB for video and 85dB for audio under worst conditions. Harmonic distortion is .02%. Impedance, 150 ohms.

We check our specs with the industry's most precise automatic test system, testing all possible signal

paths for each measurement. And we record all test data, with a copy to you and one for us.

Features for now. And into the future.


The TVS/TAS-2000 has standard and optional features you need today. And will need tomorrow. Such as redundant control card capability. Coax party line or RS-422 control. SMPTE RS-422 computer control. Vertical interval switching. Internal refresh memory. Local and remote alarms. Clamped video inputs. And many more.

Its compact 10 x 10 arrangement gives you a bigger matrix in an 8 3/4 inch card cage—60 x 10 audio and video or 130 x 10 audio or video.


You can expand in the field without rewire to virtually any size matrix you may ultimately need.

Call your local Bosch-Fernseh office for details on the new TVS/TAS-2000 and other members of the Bosch switcher family. Or write Fernseh Inc., P.O. Box 31816, Salt Lake City, Utah 84131, (801) 972-8000.

We won't give you any backtalk.



Circle (44) on Reply Card



BOSCH

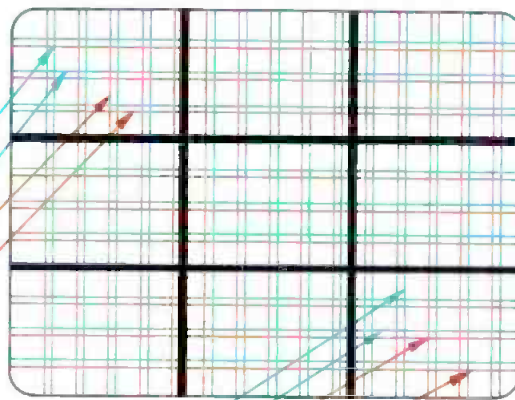
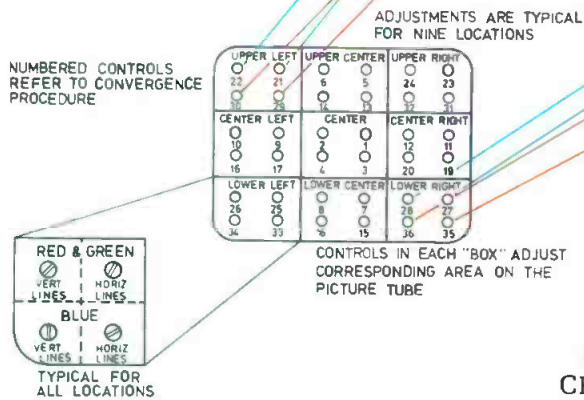


Figure 1. Active convergence provides greater control for each segment of the screen, with individual panel controls for each color.



Monitors with precision in-line CRTs soon will be available that will meet professional broadcast standards. These new monitors will eliminate routine convergence maintenance while delivering superior stability.

CRT purity alignment plays an important role in today's high resolution, black matrix CRTs. Proper alignment of CRT purity consists not only of even red, green and blue fields, but white-field uniformity as well, requiring a precision alignment of the CRT beam landing after basic purity adjustment has been completed. White-field uniformity should be checked before monitor installation, at all periodic monitor maintenance intervals, and when the CRT has been changed or purity has been adjusted.

After ensuring that your precision color monitors are producing excellent monochrome pictures, we enter into the calibration of color.

Affordable Random Access Video Cart Systems

Cost effective, modular, and expandable



Component Switching and Processing

Modified 3/4" U-Matic Players with


Y-C/DOC outputs or 1/2" Type M with YIQ outputs are switched through our vertical interval Matrix Switcher into a component TBC.

Automatic Directory Reading

Cassettes are loaded randomly into any empty deck. They rewind automatically to the head and the directory, containing a 4-digit reel ID number with precise start and finish times of each segment according to their location with reference to SMPTE time code is read into memory. The status indicating ID found and VTR location is displayed on the terminal.

Send for Brochure

Lake Systems Corporation, 55 Chapel Street, Newton, MA 02160 617/244-6881



Any Tape Format

Choose from 1" Type C, 3/4" U-Matic, 1/2" Type M, or any combination.

1000 EVENTS Or more with 68K Multi-Event Programmer and Disc Drive.

The computer identifies, searches out, and activates tape segments to be cued and aired in the order scheduled.

Lease Plans Available

LA-KARTTM
LAKE SYSTEMS CORPORATION

Prices Start at \$89,900

See Us at NAB Booth 1165

© Lake Systems Corp. 1983

Circle (42) on Reply Card

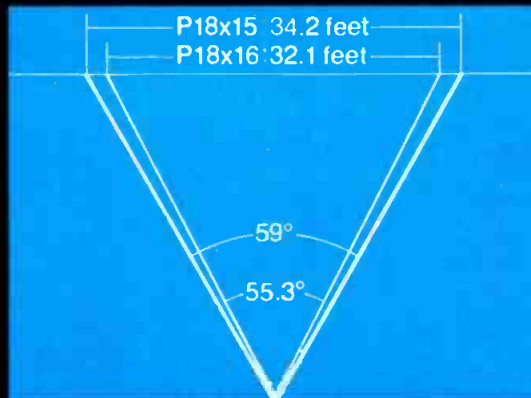
New Standards

The Widest Angle, The Highest Performance

Canon engineers have done it again, advancing the optical state-of-the-art so far forward that new standards must be considered.

The Canon P18 x 15 BIE offers the widest angle of any broadcast television zoom lens: 59° plus incredible edge-to-edge sharpness, fidelity and sensitivity throughout its 18X range.

Every one of these superb lenses will be supplied with both 1.5X and 2X built-in extenders and a pattern projector. Options include manual, semi-servo or full servo operation.



The Canon P18 x 15 is the most versatile studio lens ever made, setting new standards for years to come.

P18 x 15 BIE F2.1 for 30mm Cameras* KEY SPECIFICATIONS

- Focal length: 15-270mm
- Max. Relative Aperture: 1:2.1 (15-218mm)
Aperture: 1:2.7 at 270mm
- Angular Field of View: 59° x 45.8° at 15mm
3.6° x 2.7° at 270mm
- Minimum Object Distance: 0.6 meter (2 feet)

* Also available: PV18 x 11 BIE F1.6 for 25mm Cameras



Canon Studio Standards



SEE US AT NAB BOOTH 1012

Canon®

Optics Division

Canon USA, Inc., Head Office: One Canon Plaza, Lake Success, N.Y. 11042 (516) 488-6700
 Dallas Office: 2035 Royal Lane, Suite 290, Dallas, Texas 75229 (214) 620-2641 Chicago Office: 140 Industrial Drive, Elmhurst, Ill. 60126 (312) 833-3070
 West Coast Office: 123 Paularino Avenue East, Costa Mesa, Ca. 92626 (714) 979-6000
 Canon Canada, Inc., 3245 American Drive, Mississauga Ontario L4V1B8, Canada (416) 678-2730

© 1983 Canon U.S.A., Inc.

Circle (46) on Reply Card

Color adjustments

Proper color level (chroma) and hue (color phasing) are adjustments made daily to color monitors. In practice, few people concern themselves with exact calibration of chroma and phase adjustments. As long as the colors appear as video operators think they should, they are satisfied and leave further adjustment to the next operator. After witnessing color adjustment using this method, you wonder what the condition of the original program video was and what quality of color was being monitored.

Once again, to guarantee color video quality and be able to preview your video with confidence, you must

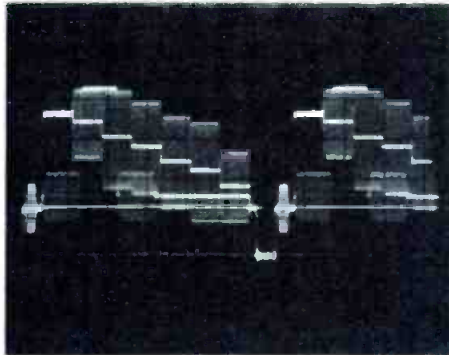


Figure 2. A typical encoded NTSC color bar signal displayed on a waveform monitor screen.




Figure 3(a).

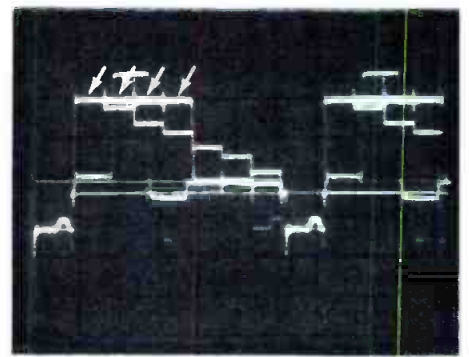


Figure 3(b).

Figures 3(a)-3(c). Properly calibrated, four bars for each primary color are of equal amplitude. Matrixing of red, shown in 3(a), green, in 3(b); and blue, in 3(c), produces the NTSC signal. (See arrows showing indicated bars.)

depend on a calibration standard. Professional organizations and committees have developed color standards from the cycles of chroma-burst on input color signals to a percentage of demodulator error as measured by a vectorscope display. The most widely used standard for color amplitude and phasing calibration is the NTSC color bar signal. (See Figure 2.) The NTSC color bar signal provides the necessary information to properly calibrate a monitor's red, green and blue color circuits.





Figure 3(c).

MAP NEW EUROCARD AUDIO SERIES



Model 4950
5 1/4" High Card Frame

MAP Model 4950 Card Mounting Frame can house up to 11 card amplifiers or combinations of card amplifiers and power supplies. Shown mounted are the 4824 Distribution Amplifiers, the 4046 Line/Mix Amplifiers and the 2100 Power Supply.

Designed specifically for the broadcast user, these cards provide up to 24dBm output levels. The 4824 is a 1x8 DA card with adjustable gain and has excellent frequency response, distortion, noise, and isolation characteristics; the 4046 Line/Mix Card has adjustable gain, a summing input, and excellent frequency response, distortion, and noise characteristics. The 2100 Power Supply provides ± 25 VDC at up to 2 Amps for the cards. Write for details.

Modular offers a comprehensive line of card mounted audio products. Call or write for catalog.

MODULAR
AUDIO PRODUCTS
A UNIT OF MODULAR DEVICES, INC.
50 Orville Drive ■ Airport International Plaza
Bohemia, New York 11716 ■ 516-567-9620

Circle (99) on Reply Card

REMOTE POWER PROBLEMS


DRIVING YOU UP
THE WALL?

TELAN

thermoelectric generators

MAY BE THE ANSWER

- Safe, low temperature catalytic combustion — No flame-out
- No moving parts — high reliability
- Weather proof — simple operation
- Amperage and voltage to your needs
- Constant power




TELEDYNE ENERGY SYSTEMS

110 W. Timonium Rd., Timonium, MD 21093-3163
Phone: (301) 252-8220 Telex: 8-7780 (Tdyener Timo)
DDD: (301) 252-7926 (Tdyener Timo) Cable: TELISES

SEE YOU AT ENTELEC '84—BOOTH 150

Circle (105) on Reply Card



MAGNA-TECH

THE SOUND HEARD AROUND THE WORLD

Magnetic Film
Recorders and Reproducers
for Television and Film
Sound Post-Production

HIGH SPEED

Telecine Magnetic Followers
Video Tape-Film Interlock
Electronic Looping
Dubbing Systems
16 and 35mm Electronic Projectors
Total Facility Engineering

WORLDWIDE SALES OFFICES

Paris
Hi-Fidelity Services
4 Rue Semard
75009 Paris, France

Sydney
Magna-Techtronics (Aust.)
PO Box 150
Crows Nest NSW 2064
Australia - Telex 24655

Johannesburg
General Optical Co., Ltd.
15 Hulbert Road
Johannesburg 2001,
South Africa

Rome
Alberto Sciarretta
Via Siria 24
Rome 00179
Telephone 7943618

Brussels
A.R.C.
Rue de Boisdé Linthout 45
1200 Brussels Belgium

Hong Kong
Paul Yang and Associates
901 Star House
3 Salisbury Road
Kowloon, Hong Kong

Bombay
Capt. P.K. Vishwanath
234/4 Rama Baug,
Deodhar Road
Bombay 400 019, India

Kehl West Germany
Zenon GMBH
Postfach 1743
Hauptstrasse 128
Kehl am Rhein
Tel: 07851/2991
Telex: 753537

London
Branch & Appleby
42 High Street
Harrow-on-the-Hill
Middlesex HA1 3LL,
England

Kuala Lumpur
Kinematronika Sdn. Bhd.
2852, Jalan Selangor/
Persekutuan,
Federal Hill
Kuala Lumpur, Malaysia

Caracas
Cine Materiales srl
Apartado Postal 61.098
Caracas 106 Venezuela

MAGNA-TECH ELECTRONIC CO., INC.

630 Ninth Avenue, New York, N.Y. 10036

Telephone (212) 586-7240

Telex 126191

Cables "Magtech"

Circle (48) on Reply Card




Figure 4(a).

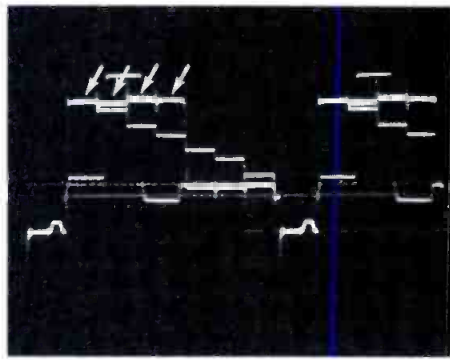


Figure 4(b).

Figures 4(a) and 4(b). Misalignment of blue output video, shown in 4(a), and green output video, shown in 4(b), is indicated by bars of unequal amplitude. (See arrows showing indicated bars.)

Level and equal color bars, as shown in Figure 3(a)-3(c), illustrate proper calibration of the red, green and blue CRT drives using the NTSC color bar signal. Many broadcast facilities tend to check a monitor's color calibration on the blue video output. Using this method does not guarantee proper color calibration on the red or green color outputs. If you must make a quick check on a monitor's color calibration, it is better to use the green video output channel than the blue. The green output is matrixed from the red and blue and will show an error in the proper waveform if an error exists in the red or blue demodulator circuits, as well as the green matrixing circuit. (See Figures 4(a) and 4(b).)

Brightness and contrast

Black level (brightness control) setup and contrast output are the last two monitor setup parameters often misadjusted. Brightness control calibration often is set too low, producing a very high contrast picture, or too high, producing a soft picture. The brightness calibration should be set at visual cutoff of the raster with contrast off. Using this method, you will display a small amount of brightness background when your contrast is adjusted for your selected output.

Contrast output typically is adjusted for 30fL output, using a window or a flat-field input signal. Contrast is the one adjustment that may be calibrated high or low without producing unrealistic picture effects, providing you do not overdrive the CRT.

Extremely high contrast settings will deteriorate the focus of the picture, as well as shorten the CRT's life span. Contrast levels can be calibrated using a light output instrument. In most cases, however, a visual calibration is sufficient.

I have discussed the six monitor alignment parameters most often found to be misadjusted, and shown how monitors easily are misused in today's fast-moving TV industry. Remembering that the video monitor is the visual display most people look at in your facility, you want to make sure you are receiving the best possible performance. Establishing an easy maintenance check list or a mandatory calibration program could bring your monitors into top calibrated condition. As a minimum, a periodic calibration of color temperature and gray scale, CRT convergence, chroma level and phasing, black level and contrast level could separate your facility from your competitors. Do not fall into bad habits and let your monitors go uncalibrated. You will be pleasantly (and profitably) surprised at the results of having the sharpest picture in town. (:-)))))



SONEX kills VTR noise.

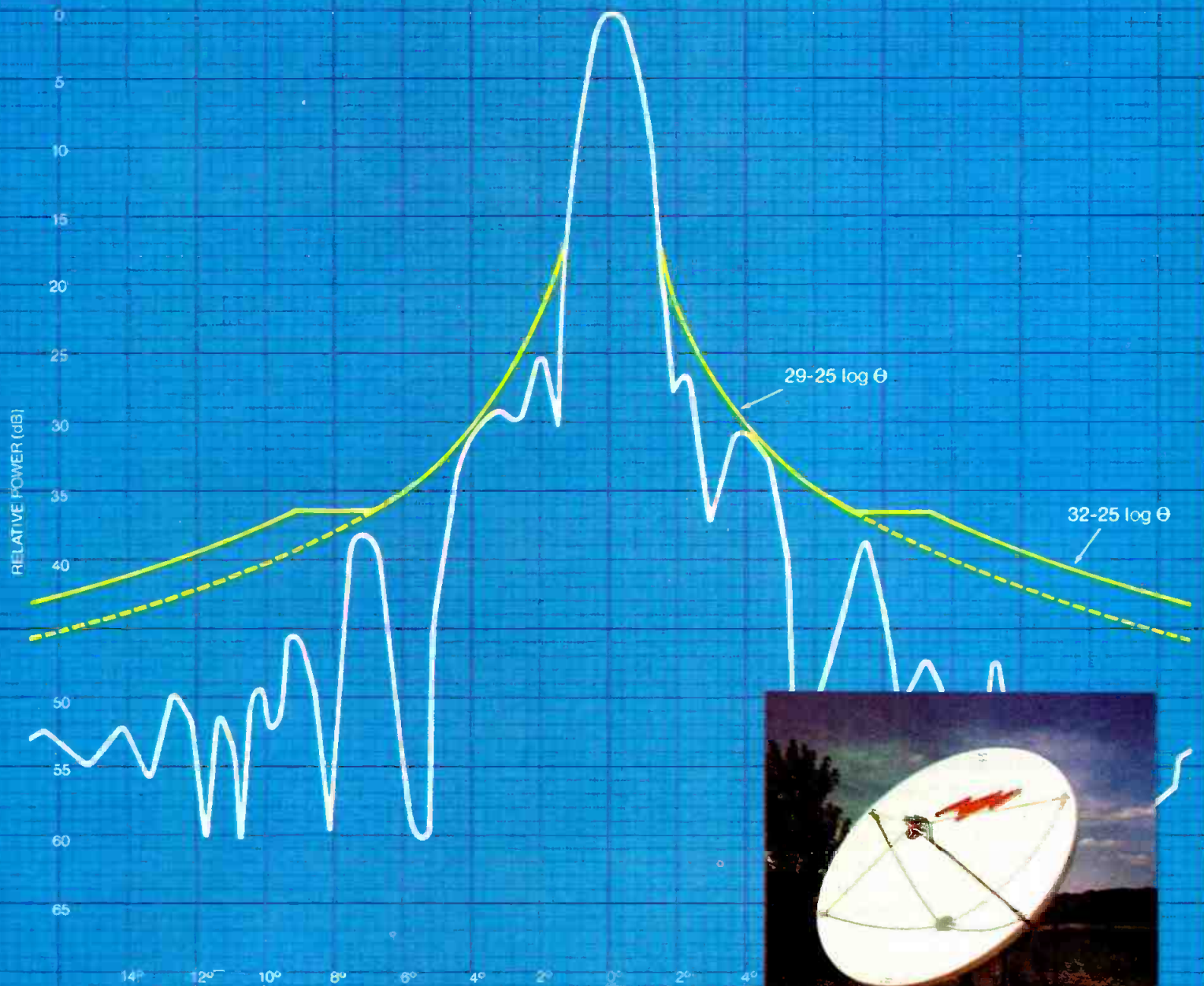
SONEX not only improves audio quality, inexpensively, but also quiets annoying background noise when you need to concentrate: noise from Quad VTR head blowers and head wheels; from mechanical tape transports; even from computer disk drives and fans. SONEX is the art of shaping sound...and the workhorse of killing noise.

Get the facts today. SONEX is manufactured by Illbruck/usa and distributed exclusively to the pro sound and A/V industries by Alpha Audio, 2049 W. Broad Street, Richmond, VA 23220.



Alpha Audio
804/358-3852
Acoustic Products
for the Audio Industry

Circle (49) on Reply Card



Proven

"Proven" means that the new Andrew 4.5 metre receive-only earth station antenna has been thoroughly evaluated on our automated test range. Far-field range testing provides essential proof of antenna performance. As can be seen in the pattern range data shown above, 2° performance is available today. This 4.5 metre antenna will minimize adjacent satellite interference. It's 4 GHz patterns surpass FCC requirements—for 2° satellite spacing—enacted in August 1983.

The 4.5 metre antenna embodies the same quality and state-of-the-art technology characteristic of all Andrew products. Patented beam shaping feed technology and superb reflector surface accuracy produce

high gain and excellent pattern control. Segmented reflectors are utilized for efficient handling and low shipping costs. Rugged metal construction throughout.

Prove it to yourself. Call or write Andrew for full 360° measured pattern data and complete specifications in Bulletin 1296. Andrew Corporation, 10500 West 153rd Street, Orland Park, IL 60462. Telephone (312) 349-3300. Telex: 25-3897.



ANDREW

Our concern is communications.

Circle (50) on Reply Card

Video monitor update

By Carl Bentz, television editor

A number of new video monitor products—monochrome and color—appeared during 1983. Size of display, resolution, signal separation and color stability have been addressed in the new models. A brief run-down of products shown at trade shows during the year demonstrates the variety of recently introduced equipment.

Amtron. High resolution CRTs with 8-, 13- and 19-inch diagonals include I/Q-axis decoders and adaptive comb filtering for maximum bandwidth to drive PIL-type tubes.

Barco. A 0.31mm dot-pitch, in-line 9-inch CRT in the CM22 NTSC monitor allows 490TVL resolution with RGB inputs, TTL inputs, pulsecross and underscan capability. NTSC, PAL, SECAM and RGB models of the CM33HRC monitor use a 14-inch dot/black matrix CRT. A non-glare black matrix tube with

0.43mm dot pitch in the CM51HRC 19-inch monitor includes NTSC, RGB, PAL or SECAM models. Master control monitor CVTM D allows multiple decoders with the additional display of VITC ID, time code and user bit information.

Conrac. A PIL CRT in the model 6200 master control RGB or NTSC display may include color-match phosphors and comb-filter separation. Model 2400 provides a wideband, high resolution monochrome display with a 19-inch CRT.

Until now, no component video system on Earth has been complete.

Shintron 390. The world's first and only component video switcher and editor-interface.

Now your M-format, BetaCam, or Quarter-Cam tapes can receive the full range of editing, effects, and other post-production techniques used on standard NTSC materials. Never possible before, because there was no such thing as the Shintron 390.

The Shintron 390 is the first switcher that can handle the three separate video component channels simultaneously; for M-format (Y, I, and Q),

BetaCam (Y, R-Y, and B-Y), and for general purpose (R,G,B). It can be driven by time code, and its special Convergence port along with a standard RS-422 port permit direct interface with most professional editors. And, its two independent microprocessors make it smart enough to perform a wide variety of intelligent, programmable functions.

The Shintron 390 is the missing link. Without it, no component video system is complete. Call now for more information.




Shintron 390 lets you mix, wipe, key, edit, and post-produce component video tapes with the same flexibility of NTSC systems.

SHINTRON

SHINTRON Company, Inc.: 144 Rogers Street, Cambridge, MA 02142/Tel: (617) 491-8700/Telex: 921497

Shintron Europe: 198 Avenue Brugmann, 1180 Brussels, Belgium/Tel: 02-347-2629/Telex: 61202

Circle (61) on Reply Card



Our new lavalier mic makes everyone look good. Introducing the SM83.

People in news broadcasting have been using the same lavalier mic for a long time. But our new Shure SM83 is out to change all that. It's just what everyone has been asking for in an omnidirectional condenser microphone.

On-camera talent like the SM83 because its electronics provide for a dip in the mid-range, giving both male and female voices a smoother, more natural sound. And unlike its Japanese counterpart, the SM83 unplugs from the battery pack for easy storage.

Sound engineers appreciate the SM83 because its tailored frequency response requires less equalization. They like its low-frequency rolloff too, which quiets on-air rumbling and mechanical and clothing noise.

Set directors are impressed with the SM83's neat appearance on camera. The cord exits from the side and disappears from view, running down behind a tie, shirt or blouse.

Production assistants enjoy the SM83's mounting versatility. It comes with a single clip that works either vertically or horizontally, a double clip that holds two mics, and a universal mount that can be sewed, pinned or taped to clothing.

Repair technicians love the SM83's easy maintenance. The cartridge is easily accessible by unscrewing the end cap. And cable replacement requires only a screwdriver and tweezers; no soldering is necessary.

Field crews are also big fans of the SM83 because its electronic pack is powered by a standard 9-volt battery or by a mixer's phantom supply.

For more information on the Shure SM83, the little mic with big advantages, call or write Shure Brothers Inc., 222 Hartrey Ave., Evanston, IL 60204. (312) 866-2553.

SHURE®

THE SOUND OF THE PROFESSIONALS®...WORLDWIDE

Circle (52) on Reply Card



Cetec Antennas


WHY BUY JUST AN ANTENNA? WITH A CETEC ANTENNA YOU GET:



★ HIGH QUALITY ★

TWO YEAR WARRANTY PERFORMANCE THAT'S UNEQUALLED

RECOGNIZED SUPERIORITY



In today's competitive FM market, you have no reason to consider an antenna that's not the very best. That means a tried and proven Cetec antenna. Over one thousand JSCP Penetrators have built this reputation, and other Cetec models support higher or lower power requirements.

NOW, DON'T YOU WISH YOU HAD A CETEC? THE EDGE IN PERFORMANCE!

CALL THE FACTORY OR YOUR CETEC DEALER

Cetec Antennas
6939 Power Inn Rd.
Sacramento, CA 95828
Tel: (916) 383-1177
Telex: 377 321

Electrohome. A 90° in-line CRT, the ECM1301, provides 720x512 pixel RGB data displays with a 0.31mm dot pitch and 25MHz bandwidth. Horizontal scanning covers 14.5-25kHz.

GEC-McMichael. The 14- and 20-inch MCA37BQ and MCA51BQ Grade 1 monitors use interchangeable electronics. Five dot pitch values are available with RGB, single-, dual- and triple-standard units.

Ikegami. Up to 800TVL resolution from a 10MHz bandwidth is possible in the 9- and 14-inch 3H series monochrome monitors. Series 9 includes 9-, 14- and 20-inch displays to

600TVL resolution. The color monitors provide A and B inputs and crosspulse displays.

JVC Company. The TM-R9U studio monitor offers a 9-inch medium resolution picture with pulsecross, and comb filtering for improved color definition.

Lenco. The ICM-200 series includes the 214 (14-inch) and 219 (19-inch) models with 0.62mm and 0.68mm pitch slot mask CRTs, respectively. A 19-inch PIL CRT in the PCK-519-4 monitor achieves an 850TVL resolution with a 0.47mm dot pitch matrix. Underscan, comb filter, pulsecross

Table I.
Video monitor manufacturers

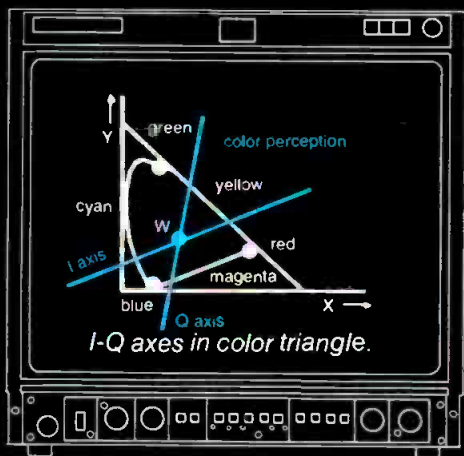
	Reader Service Number	Monochrome	Color	NTSC 3.58	PAL 4.43	SECAM	NTSC 4.43	PAL-M/N	RGB
Adrian March Electronics/UK	(305)	•		•	•				
Amtron/US	(306)	•	•	•					•
Asaca ShibaSoku/US	(307)	•	•	•					•
Audiotronics/US	(308)	•	•	•					•
Barco (Elector)/US	(309)	•	•	•	•	•	•	•	•
Barco Video & Comm./Europe	(310)	•	•	•	•	•	•	•	•
Bellard/UK	(311)	•		•	•				
Blaupunkt (Bosch)/Europe	(312)	•	•	•		•	•		
Bluebest Electronics/UK	(313)	•	•	•	•				•
Robert Bosch GmbH/Europe	(314)	•	•	•	•	•		•	•
Bosch-Fernseh/US	(315)	•	•	•	•	•		•	•
Cohu/US	(316)	•	•	•	•				•
Conrac/US	(317)	•		•		•		•	•
Cotron Electronics/UK	(318)	•	•	•	•				•
Croma (Autocue Group)/UK	(319)	•	•	•	•				•
Digivision Ltd./UK	(320)	•	•	•	•				•
Elbex Ltd./Japan	(321)	•	•	•	•				
Elcon Electric/Denmark	(322)	•	•	•	•				
Electrocraft Consultants/UK	(323)	•		•	•				
Electrohome Ltd./Canada	(324)	•	•	•					
Electronic Visuals/UK	(325)	•	•	•	•			•	
Finn (VideoTeam Oy)/Finland	(326)	•	•	•	•				
General Electric CCTV/US	(327)	•	•	•	•		•		
Grundig AG/Europe	(328)	•	•	•	•				
Hitachi Denshi/US	(329)	•	•	•	•				•
Ikegami Electronics/US	(330)	•	•	•	•				•
Jorgen Andersen Ingeniorfirma/ Denmark	(331)	•	•	•					
JVC/US	(332)	•	•	•	•	•	•		
JV Electronics/UK	(333)	•	•	•	•				
KGM Electronics/UK	(334)	•	•	•	•				
Lenco Electronics/US	(335)	•	•	•	•				•
GEC McMichael Ltd./UK	(336)	•	•	•	•				•
Melford Electronics/UK	(337)	•	•	•	•			•	•
Microel/Italy	(338)	•	•	•	•				
Panasonic A/V Systems/US	(339)	•	•	•	•				
Philips TV Systems/US	(340)	•	•	•	•				•
Proton USA/US	(341)	•	•	•	•				
Sharp Electronics/US	(342)	•	•	•	•				•
Sony Broadcast/US	(343)	•	•	•	•	•	•		•
Tektronix/US	(344)	•	•	•	•	•	•	•	•
Thomson-CSF/US	(345)	•	•	•	•	•		•	•
2K Video Systems AB/Sweden	(346)	•	•	•	•				
Velec Sefat/France	(347)	•	•	•	•			•	•
Videotek/US	(348)	•	•	•	•				•
Visual Contact/UK	(349)	•		•	•				

Circle (51) on Reply Card



SMART


Asaca/Shibasoku's new high resolution monitors have the capability to deliver color performance other monitors simply cannot produce. Using R-Y, B-Y decoding no longer meets the demands of today's professional standards.



The Asaca Shibasoku monitor like the human eye resolves certain colors best: reds, oranges, yellows, and flesh tones. The I-Q decoding system enables the monitor to display these colors at a higher resolution using wide band demodulation of 1.3 MHz rather than 0.5 MHz as in R-Y, B-Y systems.

We cared enough to give you a monitor with the I-Q to reproduce the best possible pictures. We know you're smart enough to buy it.

SHARP



COLOR

FEATURES

- 20" and 14" models available—high resolution delta CRTs.
- I-Q wide band demodulation system.
- Complete board interchangeability between models.
- Switchable high performance comb filter and aperture correction.
- Multi-standard capabilities (NTSC, PAL, SECAM) on all models. Switchable from the front panel (20" model). No adjustments necessary because of digital sync circuitry.
- Dynamic focus insures perfect focus on all areas of CRT. Adjustable from the front panel.
- Special feedback circuits guard against color changes due to variations in temperature.
- Active convergence—40 controls allow precise adjustment on all areas of CRT.
- Pulse cross with expanded vertical blanking interval.
- OPTIONS... Built-in color bar or cross hatch patterns. Built-in safe title marker generator. Multi-standards. RGB inputs.
- TWO YEAR WARRANTY ON ALL PARTS AND LABOR INCLUDING THE CRT.



ASACA/SHIBASOKU CORP. OF AMERICA

12509 Beatrice Street Los Angeles, CA 90066 (213) 827-7144 (800) 423-6347

Circle (53) on Reply Card

THE SOURCE

For all your equipment needs



- AKG • Amperex • Ampex
- Atlas • Audiopak
- Audio Technica • Belden
- Broadcast Electronics
- CRL • CSI • Crown
- Cablewave Systems • DBX
- Deltalab • Electro-Voice • EXR
- Fidelipac • Inovonics
- Jampro-Cetec • JBL • Leader Instruments • Lexicon • 3-M
- Marti • Micro-Trak • Nortronics

- Orban Associates • Otari • Phelps Dodge • Revox • Russco
- Shure • Sola • Staco • Stanton • Surcom • Tapco
- Technics • Telex • Urei • VIF and many more.

Call us for fast shipments from stock **305-651-5752**



Telex: 51-4733 ELECTREX MIA
ELECTREX COMPANY © 1983
 18680 N. E. 2nd Avenue, Miami, Florida 33179

Circle (54) on Reply Card

and blue-gun-only are included.

Panasonic. The BT-S series includes the 1300N (13-inch) and 1900N (19-inch) Quinrix II CRTs with underscan, pulsecross and separate H and V delays. For high resolution, a delta-gun shadow-mask CRT in AT-H130G and ATH190G monitors displays crosspulse pictures with 2ms and 7ms AFC time constants. ENG operations are monitored with the CT-300VT 2.6-inch color receiver/monitor, which uses ac or dc powering. VHF and UHF tuning are possible. Three configurations of the BT-S series include the 700 single ac/dc operated unit, the 701 single-monitor desk-top package and the 702 dual-screen rack-mount model.

Philips. A Grade 2 monitor, the LDH 6200, uses a Hi-Bri CRT of PIL design and offers pulsecross, H-split screen and overscan/underscan.

Proton. The 600M and 600T 19-inch monitors include advanced color stabilization circuits to preserve color purity. Overscan, greater than 370TVL resolution, blacker blacks and precision deflection coils in a black case serve utility monitor uses.

Sharp. A 13-inch XM-1300 color monitor expands the Sharp line of monitors with front-panel switching of notch or comb filtering and a 0.31mm dot pitch CRT.

Sony. Additional models in the BVM, PVM and CVM series expand screen sizes from 3½-30 inches.

Videotek. On VM-13T monitors and RM-13T receiver/monitors, an R suffix (-TR) denotes rack-mounting fixtures. For NTSC, these units include dc restore, A-V demod outputs and isolation transformers. Options include pulsecross, underscan, ACC defeat, blue-gun-only and external sync. An additional model, VM-13PRO, has three looping inputs, tally light and RGB gun switches with a selectable horizontal time constant. For larger displays, the RM-25 includes a slot-mask CRT for NTSC with VHF and UHF tuning, as well as 8-pin VTR, BNC video and miniphone audio connections.

Video monitor sources

Table I lists manufacturers of video monitors. The list is based on Grade 1 (master control) and Grade 2 (utility) monitor units for monochrome and color. The manufacturers also will discuss your monitor/receiver needs.

The table allows you to determine if a company builds monochrome and color models, and for what TV standard each model is applicable. Reader Service Numbers allow you to obtain more information. **I:~:)))**

TEAM COME TRUE.

Elite Fleet & JVC

For a real dream come true in mobile video production, consider the team of ROSCOR's Elite Fleet of television remote trucks and quality JVC video equipment.

All of the trucks in ROSCOR's Elite Fleet represent the industry standard for quality, durability and beauty.

Whether a 12' remote vehicle, a 19' ENG van or a 44' broadcast remote truck, each unit is meticulously designed and tested to provide



the ultimate in remote production facilities. JVC's line of extraordinary video equipment also represent the industry standard for excellence. The exceptional quality in cameras like the KY-310, JVC's full series of color monitors and the KM-2000U

special effects generator are ideal for EFP and remote productions. ROSCOR's Elite Fleet and JVC: a dream come true in mobile video production.

ROSCOR

VIDEO SYSTEMS ENGINEERING


ROSCOR CORP. • 6160 W. OAKTON ST. • MORTON GROVE, IL • 312/539-7700

Circle (55) on Reply Card

WITH MILLIONS OF OLYMPIC VIEWERS AND HUNDREDS OF MILLIONS OF DOLLARS ON THE LINE, DO YOU THINK ABC WOULD COMPROMISE ON THEIR EDITING SYSTEM?

NOT A CHANCE.

GUESS WHOSE EDITING SYSTEM THEY CHOSE...



That's right... **Interactive Systems Company of Boulder, Colorado.** ABC wanted the most advanced editing system and more. They needed proven performance and reliability in both the editing system and the company. They chose ISC. They knew they could trust ISC to deliver because there's eight years of history to prove it.

Maybe ABC knows something about us that you should know. Our technology, performance, service record and company durability are second to none.

We're the strong, quiet company that keeps setting the industry standards in video tape editing.

SARAJEVO 1984 - ISC WAS THERE

INTERACTIVE SYSTEMS COMPANY

5601 N. Broadway, Boulder, CO 80302, (303) 447-2013

Sold exclusively in Canada by: GLETRONIX, Toronto, Ontario

(416) 444-8497


1984 NAB Booth No. 1167

Circle (56) on Reply Card



WIDEBAND COMPOSITE/
NARROWBAND
SINGLE & DUAL CHANNEL
950 MHz

STL
INTER CITY RELAY



PTS-10C
TRANSMITTER

PRS-10C
RECEIVER

\$5750

from

Micro Controls, Inc.

Deliver the purest sound possible with MCI's Wideband Composite/Narrowband Single and Dual Channel, Studio Transmitter Link. With superior phase response over the entire baseband and faithful performance even in congested and intense RF fields, MCI sets the industry standards for quality broadcasting. Ask about our 5 year pro-rated warranty.

**REMOTE
CONTROL
SYSTEMS**



\$2450
Analog Display

Digital Readout Available on
Studio Unit

Visit Us At NAB Booth #104
Call or write today for more
information.


mci

Micro Controls, Inc.

P.O. Box 728
Burleson, Texas 76028
(817) 295-0965

Circle (57) on Reply Card

NAB-'84/Las Vegas:



- Las Vegas Convention Center
- April 29-May 2

By Bill Rhodes, editorial director

The upcoming 62nd Annual NAB Convention and International Exposition's theme is "You've Got What It Takes," with typography organization on the conference logo that highlights letters spelling "VOTE." These primary and secondary messages remind broadcasters that in this election year they have a responsibility, in the interest of public service, to support the election process. The public relies on radio and TV broadcasters to provide critical timely information on candidates and issues.

The broadcaster's objective is to let people know that, through the voting process, they've got what it takes to make the system work.

NAB-'84/Las Vegas will serve as a forum to marshal technology and techniques to get voters involved. The


NAB will implement strategies to make things happen. When broadcasters return from the convention, they will receive how-to kits to help generate their communities' participation. The kits will outline voter activities across the country and plans that have worked at other stations; provide details on how to use the industry's campaign as a promotional tool; and identify available election-year information and tell where to get it. Also, NAB will provide stations with a *debate model* to acquaint broadcasters with how to sponsor a candidate debate, including the basics of staging, negotiating, formats and pitfalls.

The sessions

The technical program plans for this year's show are still tentative, but here is part of what will be covered in Las Vegas.

Radio. The following are some topics to be discussed at NAB-'84:

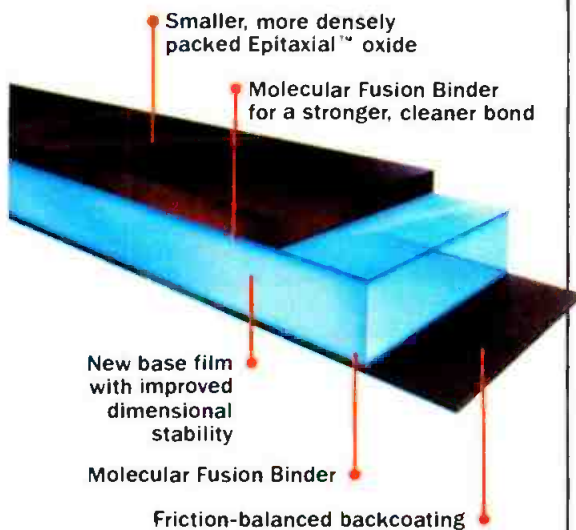
- Computers in Sales, Management, Traffic and Billing, Programming,



We couldn't improve the conditions you work under. So we improved the tape you work with.

Introducing the world's first HGX Pro 1/2" Videocassette.

Introducing tape performance impervious to the whims of weather and the rigors of editing. Harnessing new tape technology, Maxell brings ENG dramatic improvements you can see, hear and retain.



The Epitaxial™ contribution: higher video, brighter chroma.

A new, smaller oxide achieves unprecedented packing density. Expect enhanced signal-to-noise. Better definition. And extended replays without signal loss.

Molecular Fusion Binder: longer life bonding for truer-to-life performance.

A bond immune to time, temperature or mechanical stress. With no need of plasticizers, so none can creep to the surface. Anticipate far fewer dropouts, less clogging and extended tape and head life.

New base, binder, backcoating. Better support for the signal.

No static. No noise. No dust. The molecular-fused backcoating assures diminished mechanical and magnetic noise. And optimum running smoothness, even in high heat.

A shell made to the industry's toughest standards.

Ours. The transport is quiet, jam-proof. The housing immune to temperature extremes.

From open reel tapes to a complete line of KCS/KCA U-Matics, audio and VHS/Beta cassettes, we're getting quality down to a science. And in your hands, our science turns to art.

HGX Pro 1/2" Videocassettes in Beta and VHS.



maxell

Maxell Corporation of America, 60 Oxford Drive, Moonachie, N.J. 07074 201-440-8020

Circle (58) on Reply Card

STANTON PROFESSIONAL QUALITY

THE PBR Series SUPER LIGHT-WEIGHT ANNOUNCER'S EARPHONES



Stanton Magnetics, an internationally renowned manufacturer of audio equipment, introduces the PBR Series Announcer's Earphone. This earphone offers superb sound reproduction while providing a comfortable, compact design. It is perfect for listening in a variety of applications—i.e., on camera studio work, communication equipment, dictation machines, or for the hearing impaired.

Stanton's state-of-the-art earphone is built with the strictest quality control standards that assure the users of total reliability and ruggedness. It is available in three different impedances and comes with a variety of cord types and plug sizes. Each earphone includes a button receiver, nylon ear loop, rubber ear tip, metal ear adaptor and 5' cord.



For further information contact:
Stanton Personal Communications Division
200 Terminal Drive, Plainview, N.Y. 11803



STANTON
THE CHOICE OF THE PROFESSIONALS™
Visit us at NAB
BOOTH 102

Circle (75) on Reply Card

Table I.
NAB's hotel reservation form.*

This form must be received by NAB not later than March 25, 1984.

Indicate 1st, 2nd, and 3rd CHOICE	Hotel	Single	Double/ Twin	Suite Parlor and 1 Bedroom	Suite Parlor and 2 Bedrooms
	Aladdin	60.00	60.00	160.00	220.00
	Bristol International	35.00	35.00		
	Caesars Palace	65.00	65.00	175.00/225.00	240.00/290.00
	Castaways	46.00	46.00		
	Continental	42.00	42.00		
	Desert Inn	70.00	70.00	150.00/350.00	235.00/440.00
	Dunes	65.00	65.00	185.00	225.00
	El Rancho	38.00	38.00		
	Flamingo Hilton	55.00	55.00	240.00	320.00
	Frontier	52.00	52.00	195.00	250.00
	Golden Nugget	48.00	48.00		
	Granada Inn	23.50	23.50		
	Hacienda	45.00	45.00	150.00	250.00
	Holiday Inn & Casino	50.00	50.00	175.00	250.00
	Holiday Inn — Downtown	41.00	47.00	87.00	134.00
	Holiday Inn — South	37.00/40.00	37.00/40.00		
	Imperial Palace	44.00	44.00	150.00	190.00
	Las Vegas Hilton	57.00/85.00	57.00/85.00	265.00/600.00	375.00/850.00
	MGM Grand	58.00	58.00	150.00/270.00	215.00/900.00
	Marina	38.00	38.00		
	Maxim	42.00	42.00	120.00/180.00	
	Riviera	65.00/75.00	65.00/75.00	150.00/225.00	175.00/350.00
	Sahara	50.00	50.00	135.00/140.00	
	Sands	65.00	65.00		
	Showboat	31.00	31.00		
	Stardust	36.00/58.00	36.00/58.00		
	Sundance	39.00	39.00		
	Tropicana	60.00	60.00	140.00	200.00
	Union Plaza	34.00	36.00	58.00/60.00	155.00
	Westward Ho	46.00	46.00		

Rates do not include 7% Clark County room tax.

IF YOU WANT YOUR HOSPITALITY SUITE LISTED IN THE CONVENTION PROGRAM, PLEASE INDICATE: yes no

Name _____
(Individual in whose name reservation should be made)

Firm or Call Letters _____

Company Phone No. _____

Address _____

City _____ State _____ Zip _____

Type of Room _____ Rate _____

Arrival Date _____ Time _____ Departure Date _____

Names of other occupants _____
(For double/twin rooms or suites)

THIS FORM MAY BE DUPLICATED

*Complete one form for each room desired, indicating first, second and third choices of hotels.

- and Engineering;
- Living with Dereg;
- New Managers Crash Course;
- Radio Allocations Changes (Day-timers, 80-90, Class IVs);
- Electronic Paperless Newsroom;
- SCAs: What's Legal;
- What Isn't Deregulated;
- Broadcasting Investments and Taxes;
- AM Stereo: Chapter II;
- Estate Planning;
- Making Money with Cable Radio;
- Marketing Your Subcarrier;
- Meeting Objections (Sales);
- Negotiating SCA Deals;
- Getting Big Bucks from Political Advertising;
- Finding and Keeping Good People;
- EEO;
- Contests and Promotions;
- Collections;
- Hiring, Firing and Staying Out of

- Court;
 - Spanish-Language Radio;
 - What's My Station Worth?;
 - Making Money with New Tech; and
 - Equal Time, Political Advertising and What Else Was It?
- Television.** These sessions will be divided into two subgroups: information for today and for tomorrow. Those looking at the present include the following:
- Hard Facts on ENG Equipment Investments;
 - Deregulation: Gains and Losses;
 - Dealing Effectively with Alcoholism and Drug Abuse;
 - Marketing Your News;
 - Political Advertising and Programming in 1984;
 - What's Up There for Your Station on the Satellites?;
 - Innovative Revenue Sources;
 - What's New and Effective in Chil-


LEADERS ARE ALWAYS FOUND AT THE TOP

AND YOU'LL FIND MARK ANTENNAS AT THE TOP OF THE WORLD.

Mark antennas are at work right now—not only throughout the world—but at the very top of it. You'll find them on the peaks of the world's highest mountain, Mount Everest. And also atop the world's tallest twin buildings, the World Trade Center.

Scaling such heights is the mark of a champion. And that's true of Mark Antennas.

It took over 30 years of innovative design and engineering, careful quality control, and superior long-lasting performance—backed by reliable on-time delivery—to get them where they are. And to keep them there. On top.



MARK STEERABLE ANTENNAS

The Mark 5 meter hydraulically steerable antenna system is the only one of its kind. Covers the entire geostationary arc with no change to mount members. Meets 2 degree requirements with Scalar feed. Repositioning rate of 1 degree per second. Standard control has 20 programmable positions plus one position for manual override.



ANIXTER-MARK

MANUFACTURERS OF A FULL LINE OF POINT-TO-POINT ANTENNAS.
SATELLITE • MICROWAVE • TWO-WAY

P.O. Box 1548 • 2180 S. Wolf Road, Des Plaines, IL 60018
(312) 298-9420 • 1-800-323-5273/Telex: 282557 (Anixmark)

©1984 Anixter Bros., Inc.

Circle (60) on Reply Card

March 1984 *Broadcast Engineering* 83

- dren's Programming?; and
- Whether and How to Use News Consultants.

Sessions focusing on the future include these:

- The Near-term and Long-term Outlook for Cable Networks, Multichannel MDS, LPTV, SMTV and DBS;
- Broadcast Automation and Computers—Beyond Traffic and Accounting;
- Four Ways You Can Position Your Station for Maximum Results Over the Next Seven Years; and

- Sessions With Congressmen and FCC Leaders on Legislative and Regulatory Happenings and Where You Fit In.

Engineering. Sessions covering radio and TV advances are scheduled to cover the following topics:

- TV: New Technology;
- Radio: New Technology;
- Advanced TV Systems;
- Satellite Systems;
- AM/FM Allocations;
- Spectrum Management;
- Radio Engineering;
- TV Production Engineering;

- Radio Subcarriers;
- UHF Efficiencies;
- Implementing Multichannel TV Sound Systems;
- Broadcast Auxiliary Systems;
- AM Stereo;
- Broadcast Interference;
- Non-ionizing Radiation; and
- Satellite and Digital Transmission.

This year, for the first time, technical sessions will be scheduled for Saturday. Also, the usual workshops will be held on Tuesday evening (May 1) from 7-10 p.m. The guest speaker for the engineering program will be James McKinney, chief of the FCC Mass Media Bureau.

The engineering award

Otis S. Freeman, director of engineering, Tribune Broadcasting Company, and senior vice president, engineering, WPIX, New York, will receive the NAB 1984 Engineering Achievement Award. The award will be presented at the engineering conference luncheon on May 1.

Freeman led the move to erect the transmitting tower on top of the World Trade Center to improve reception in New York. Also, he developed the gen-lock, which allows pictures to incorporate a signal from a remote location.

After World War II, Freeman worked at the Dumont Laboratories on experimental TV station W2XWV, now WNEW-TV, and, as assistant chief engineer, helped design and build WPIX. He became chief engineer in 1953 and has served on the station's board of directors since 1965. Before being named to his present position, he was WPIX's engineering vice president.

The state of broadcasting

NAB president Edward O. Fritts will report on the condition of the broadcast industry. There have been many changes in the past year, and there probably will be as many changes or more in the coming year. Fritts will give his views on those changes, along with NAB's past and future roles.

Government relations

Members of the US Senate and House of Representatives will discuss issues they will deal with in the second session of the 98th Congress, including local carriage, syndicated exclusivity and broadcast deregulation.

Early bird roundtable sessions on Monday and Tuesday (April 30 and May 1) will feature FCC commissioners and senior staff members, who will answer questions and tell how decisions affecting broadcasting are made.

SELECT MCL

KLYSTRON HIGH POWER AMPLIFIERS

Setting the pace with innovative design and engineering MCL offers the finest and most "Energy Efficient" satellite communication amplifiers for high power microwave transmission. Unsurpassed for reliability, unequalled for quality, earth station operators are selecting MCL with unequivocal confidence.


The versatile Klystron Amplifier line Series 10000 is field-proven, constructed for long life, easy access, with solid state power supplies and a host of other needed, tested, exclusive features. The Klystron Amplifier shown is M/N 10667-3.35KW C-Band high gain with microprocessor interface, the latest in the continuously evolving line of MCL's State-of-the-Art Satcom transmitters. Options include the M/N 13049 microprocessor controlled Channel Selector unit.

Used throughout the world, the desirability of MCL microwave transmission equipment constantly grows. This includes Satcom C-and Ku-Band TWTA's (75W-3KW), instrumentation TWTA's, Satcom and instrumentation KFA's, and coaxial low frequency transmitters.


MCL assures you of 24 hour maximum parts replacement; provides 24 hour-7 day access to MCL personnel for assistance in installation or servicing.

WRITE for complete illustrated, technical reference brochure. SELECT "MCL", you'll be glad you did.

MCL, INC. Ten North Beach,
La Grange, Illinois 60525
(312) 354-4350 TWX 910-683-1899



Circle (38) on Reply Card



JBL's unique titanium diaphragm and "Diamond Surround" bring new purity and consistency to high frequency response.

IT TOOK JBL SCIENCE, A NITROGEN EXPLOSION, AND PURE TITANIUM TO GIVE YOU PERFECTED HIGH FREQUENCY SOUND.

High frequency sound has always fought with the technology that brings it to the ear. The driver diaphragm has been most vulnerable, pushed to the breaking point, unable to hold uniform frequency response.

JBL scientists decided to fight back. They exploded nitrogen into a remarkable metal, pure titanium, encircling their unique diaphragm with a vibration-absorbing "Diamond Surround," so revolutionary it warranted its own patent.

The result? A diaphragm that delivers and sustains a power and purity to high frequency response never before approached in the industry.

Perfecting titanium technology is just one of innumerable ways in which JBL science is re-shaping the quality of sound. From driving your studio monitors in a demanding final production mix, to critically evaluating in detail actual on-air signal quality, JBL audio systems are focused on the most exacting demands of the broadcast professional. To find out which system is designed to meet your specific requirements, contact your authorized JBL professional products dealer today.

JBL Incorporated,
8500 Balboa Boulevard
P.O. Box 2200,
Northridge, CA 91329
U.S.A.



JBL / harman international ©JBL INCORPORATED, 1984

Questions and answers

John Summers, NAB executive vice president, will spar with members of the FCC in a free-wheeling session.

Luncheon speaker

FCC chairman Mark Fowler will address broadcasters at Wednesday's closing luncheon. Fowler will reveal what he foresees for broadcasting's future.

The exhibits

The NAB-'84 equipment exhibit will allow you to examine and compare new technology for radio and televi-

sion, as well as resolve problems with equipment you already have. US and overseas manufacturers will be represented, displaying hardware and software.

Space for this year's exhibit exceeds 280,000 square feet. At press time, approximately 80% of that space was reported as being sold.

Entertainment

Paul Anka, singer-composer with more than 400 compositions to his credit, will entertain the NAB gathering following the NAB-'84 closing luncheon.

Hotel reservations

The NAB has options on rooms at selected hotels. (See Table I.) All reservations must be made through NAB by the Las Vegas Convention Housing Bureau. Registrants must return registration and hotel forms, along with a check for fees and additional luncheons to register and reserve rooms in advance. Mail to Convention Registration, NAB, 1771 N St., NW, Washington, DC 20036.

Inquiries or cancellations should be mailed to NAB Convention Housing, 1771 N St., NW, Washington, DC 20036. Changes in arrival or departure should be made in writing to the attention of the confirming hotel. Saturday arrivals are limited, so reservations should be made for arrival on Friday or Saturday (April 27 or 28).

The Las Vegas Hilton has been designated the *Radio Hotel* and the MGM Grand as the *TV Hotel*. Only two sleeping rooms in addition to a hospitality suite will be assigned at these hotels. All confirmations of rooms will be mailed by the hotels, some of which require a deposit or guarantee. If so, that will be noted on the confirmation and you must remit within 10 days of the date of confirmation, directly to the confirming hotel.

1-7-84

Distinguished Service Award

Elton H. Rule, vice chairman, American Broadcasting Companies, New York, has been named recipient of the NAB 1984 Distinguished Service Award. Presentation of the award will be made April 29 at the opening session of NAB-'84/Las Vegas.

The award, established in 1953, is presented to a broadcaster who

has made "a significant and lasting contribution to the American system of broadcasting by virtue of a singular achievement or continuing service for or on behalf of the industry." The selection of Rule was made by the convention committee during NAB's semiannual board of directors meeting in Hawaii.

IF YOU WANT EXTRAORDINARY TRANSFERS OF YOUR 16/35mm PRINTS — WITHOUT BREAKING THE BANK — START WITH A SUPERIOR FILM TO VIDEO TRANSFER PROCESS — VIDEOLA® REMEMBER!!! IT'S YOUR MONEY

Videola®... the video Moviola®... is a new and different system for transfer of 16mm or 35mm film to broadcast-quality videotape.

Use of the unique Flickerless Prism® optical system allows a smooth *continuous* film motion, and produces a video image consisting of picture frames being *dissolved* one into the next. The transfer is completely independent of television synchronization and scanning rate, so the film can be transported at any speed while the video image remains sharp and clear, with no sign of flicker, jitter or frame lines.

Operating controls are human-engineered for flexibility and operating convenience, and include settings for brightness and color correction.

Film is protected from damage through the use of recessed surfaces in all critical areas, and through the use of an exceptionally gentle transport mechanism. Tension-sensing arms control the action of the torque motors for smooth, even acceleration and braking of films up to 3,000 feet in length.



magnasync

moviola

5539 Riverton Avenue
North Hollywood, CA 91601
(213) 763-8441
Cable: MAGNASYNC
Telex: 67-3199 MAGNA/MOVIO

Circle (62) on Reply Card

East Coast Factory Authorized Distributor
LAUMIC CO., INC
306 E. 39th Street, New York, NY 10016
(213) 889-3300 —
Bill Kradelman

DOLBY® NOISE REDUCTION FOR THE 1980'S




SP multi-track unit




360 single-track units



CN 234 for
Sony BVH 2000



CN 221B for
Sony BVH
1000/1100



CN 226 for
Ampex
VPR-2

Dolby noise reduction is keeping pace with today's demand for high-quality sound — everywhere. With the introduction of such products as plug-in modules for VTRs and the SP multi-track unit, it is easier than ever before to protect *all* your irreplaceable audio tracks from hiss, hum, and print-through. From broadcasting to music recording, from video sweetening to motion picture dubbing, Dolby A-type NR reliably continues to fulfill its original promise: effective noise reduction combined with complete signal integrity.


Dolby Laboratories Inc., 731 Sansome St., San Francisco, CA 94111.
Telephone 415-392-0300; Telex 34409, 346 Clapham Road, London SW9.
Telephone 01-720-1111; Telex 919109. "Dolby" and the double-D symbol
are trademarks of Dolby Laboratories Licensing Corp. 583/5050

 **Dolby®**

Circle (78) on Reply Card




Leitch Video Limited has announced the appointment of Robert A. Lehtonen as president of the company. Lehtonen succeeds James A. Leitch, who has retired but will remain Chairman of the Board. As president, Lehtonen is responsible for all operations of Leitch Video Limited and its U.S. subsidiary.



LPTV notes: An industry begins to expand

By Carl Bentz, television editor

**3/4" Video
Cassettes**



RELOADABLE!

Only COARC rebuilds and reloads your 3/4" U-Matic video cassettes with new 3M Scotch Brand Videotapes in this special way:

1. ALL labels are removed from used cassette by special COARC process which does not scratch or damage cassette.
2. Many reloaders spool directly into the cassette without inspecting or cleaning the inside. COARC opens, inspects and rebuilds every cassette. INSIDE and out.
3. Friction pads, tape wipers and door latches are replaced if necessary. Tape guides are inspected for excessive wear.
4. Under clean room conditions new videotape is placed in cassette already on the spool with tension rigidly controlled.
5. COARC will custom load any length from 3 minutes to 62 minutes.

COARC "like new reloads" cost considerably less than new cassettes, and custom loading lets you save even more by getting exactly the length of tape you need. Both 3M Color Plus or Agfa 297 MB Videotape available. Contact:

COARC™

P.O. Box 2, Route 217 Dept. D3
Mellenville, New York 12544 (518) 672-7202

Circle (82) on Reply Card

Circle March 27 and March 28 on your calendar. The event is the LPTV West-'84 conference.* The place is the Disneyland Hotel in Anaheim, CA. The reason to attend is that 35 in-depth seminars and approximately 75 exhibitors of LPTV-applicable products and services will provide information on LPTV broadcasting.

Although LPTV East-'83 was a disappointment to many, Don DeKoker, director of member services for the National Institute of Low Power Television (NILPTV), sees solid footings for the industry. At the time of LPTV East-'83, the industry had experienced some setbacks, but recent positive developments suggest coming growth. For example, the number of construction permits (CPs) issued is increasing. Also, the number of LPTV stations now on the air is more than 300, according to DeKoker.

The problem

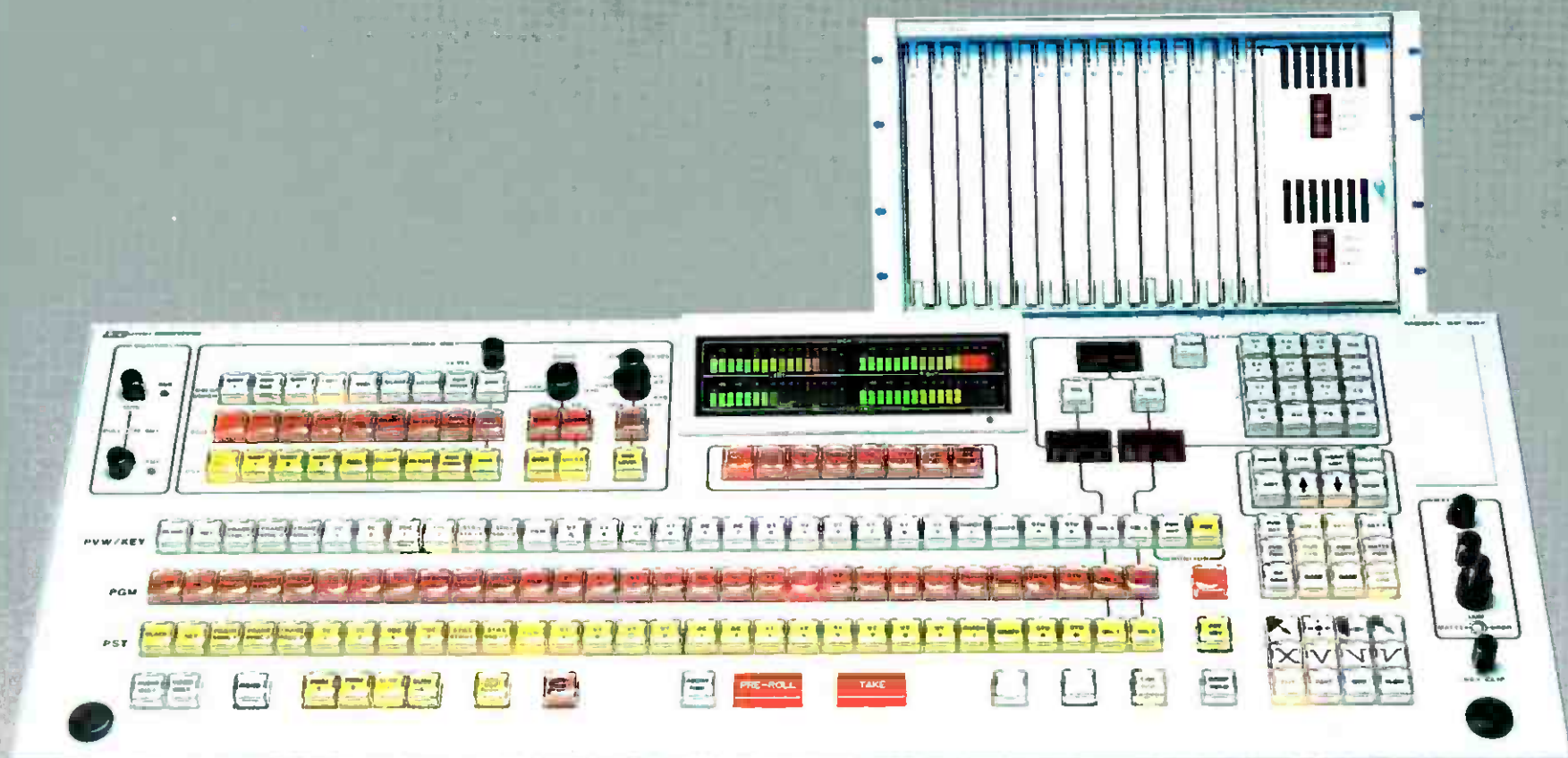
When the FCC first announced

LPTV services, thousands of applications flooded the agency. Unprepared for the deluge, the commission found that the hearings procedure normally used to determine license awardees was inadequate. A freeze was placed on accepting applications until the FCC was capable of dealing with the volume of requests. The commission acquired a new computer with appropriate software and trained a staff to deal with the new service. Most significantly, it decided to use a lottery approach to select license recipients. Unfortunately, these preparations took time and, in the interim, interest in the new service began to wane.

When the first LPTV lottery was held on Sept. 29, 1983, interest was rekindled by 23 CPs awarded. Eight others were decided outside the lottery. The timing of the drawing—held only days before LPTV East-'83—did not allow proper dissemination of information, explaining the reduced turnout (approximately 600, about half the number expected) for the conference. Subsequently, other lotteries

Continued on page 95

*For details on the conference, call 212-966-7526 or 203-852-0500.



- **Five-Year Warranty—Parts and labor**
- **Two Models: Three-bus (MC-502) and Two-bus (MC-501)**
- **Event Stack Processor option provides 99 preset events with single-keystroke airing**
- **Plug-in conversion to station automation**
- **Free standing or mated with Utah Scientific Router**
- **All-digital (RS-422) panel/main frame interconnect**
- **All panel functions software assignable**
- **Two assignable inputs with alphanumeric readouts**
- **Plug-in stereo with no obsolescence**
- **Machine control included**
- **30 A/V inputs plus 8 audio-only**
- **Full audio over/under capability**
- **Drives for titler**
- **Keyer/matte generator included**
- **NTSC or PAL**

US UTAH SCIENTIFIC, INC.
a DYNATECH company

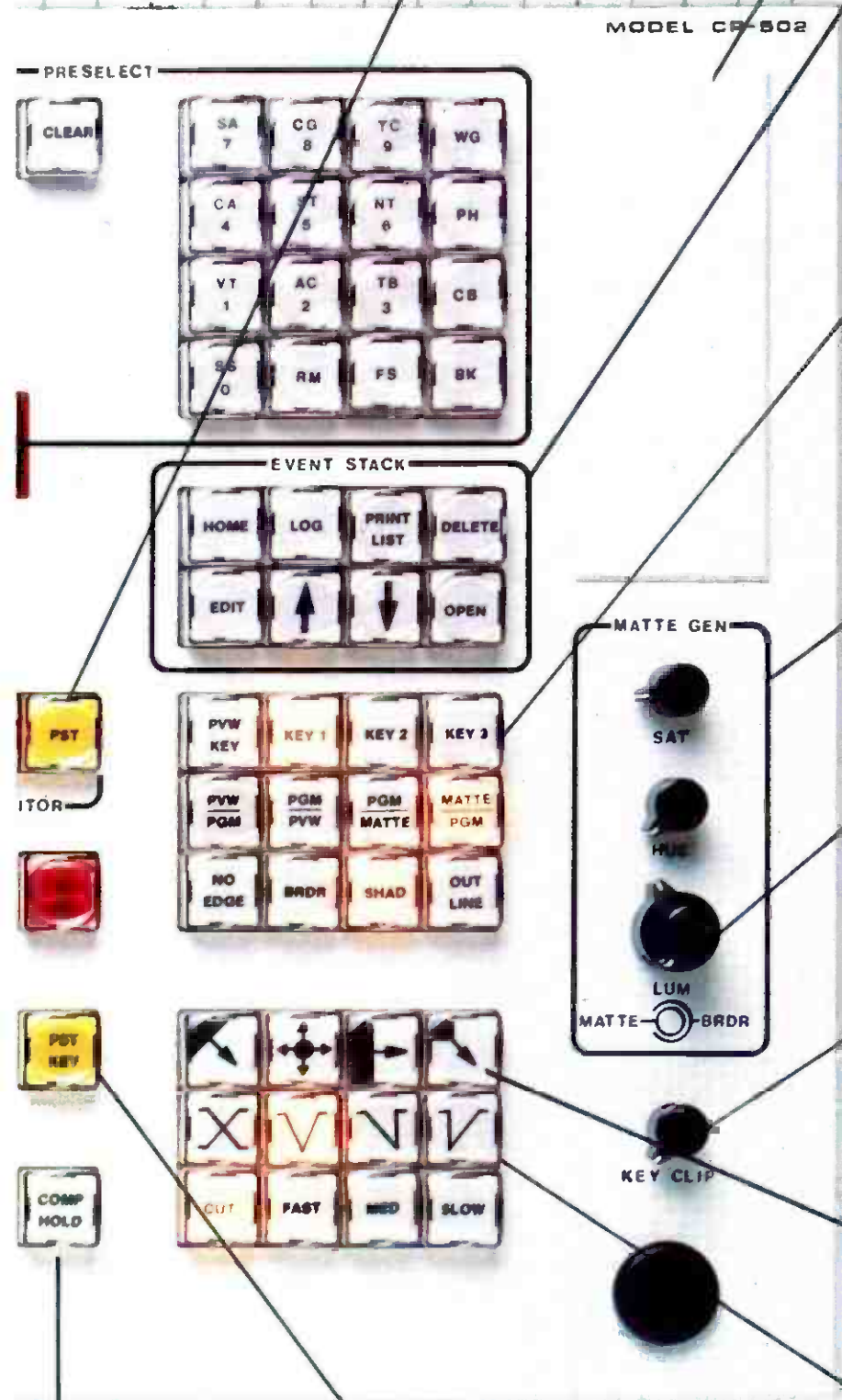
1685 West 2200 South, Salt Lake City, Utah 84119
TOLL FREE (800) 453-8782 PHONE (801) 973-6840
TWX: 910-925-4037
Circle (66) on Reply Card

Assignable inputs with touchpad and numeric displays permit selection and assignment of all router sources. It is also used for user assignments of software functions, preroll times and speeds.

Video and audio monitor inputs can be switched between preview and preset busses. Permits previewing a keyed insert prior to airing when preset key button is active.

Removable "user" panel for customer installed switches, etc.

With the EVENT STACK PROCESSOR (ESP) option installed operators can enter 99 preset events executing each on a single keystroke basis. TV monitor shows list of upcoming events as well as separate "EDIT" list.



Three external inputs plus PREVIEW bus selection are available as keyed insert sources. Key fill (upper button label) can be self, matte, program or preview while background (lower button label) can be program, preview or matte.

Internal matte generator driven from program video provides color fill or background.

The internally generated edge, drop shadow or outline has its separate full-range luminance control.

A momentary Push-Switch on the clip level knob switches the video monitor feed from the preview or preset bus to the program bus for previewing a keyed insert over program video.

An optional wipe pattern generator produces over twenty wipe patterns of which four are user assignable for control panel selection.

COMPUTER HOLD button allows the operator to revert to normal operation with systems generating program information.

Keyed inserts can be taken directly or preset for insertion following the next video transition.



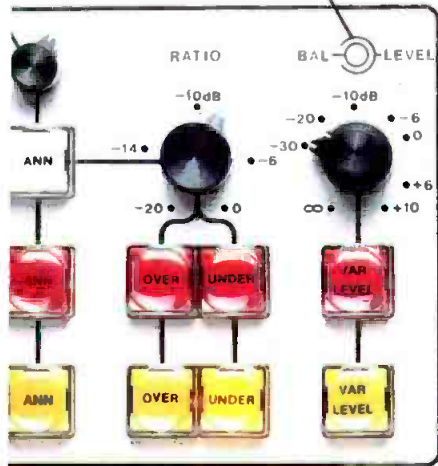
Four mix/fade transition modes are presettable as are three speeds plus cut.

Variable program level can be entered directly or via Preset with automatic reversion to unity gain at the next program switch.

The optional bypass switcher produces clean, vertical-interval transitions and, except for physical mounting of the control buttons, is totally separated from the router and Master Control Switcher.

Solid state stereo VU meters provide a large, pleasing display and come with a scale expansion button to facilitate precise level setting.

Two as associated alpha preselect any an Touch alterati such a transiti



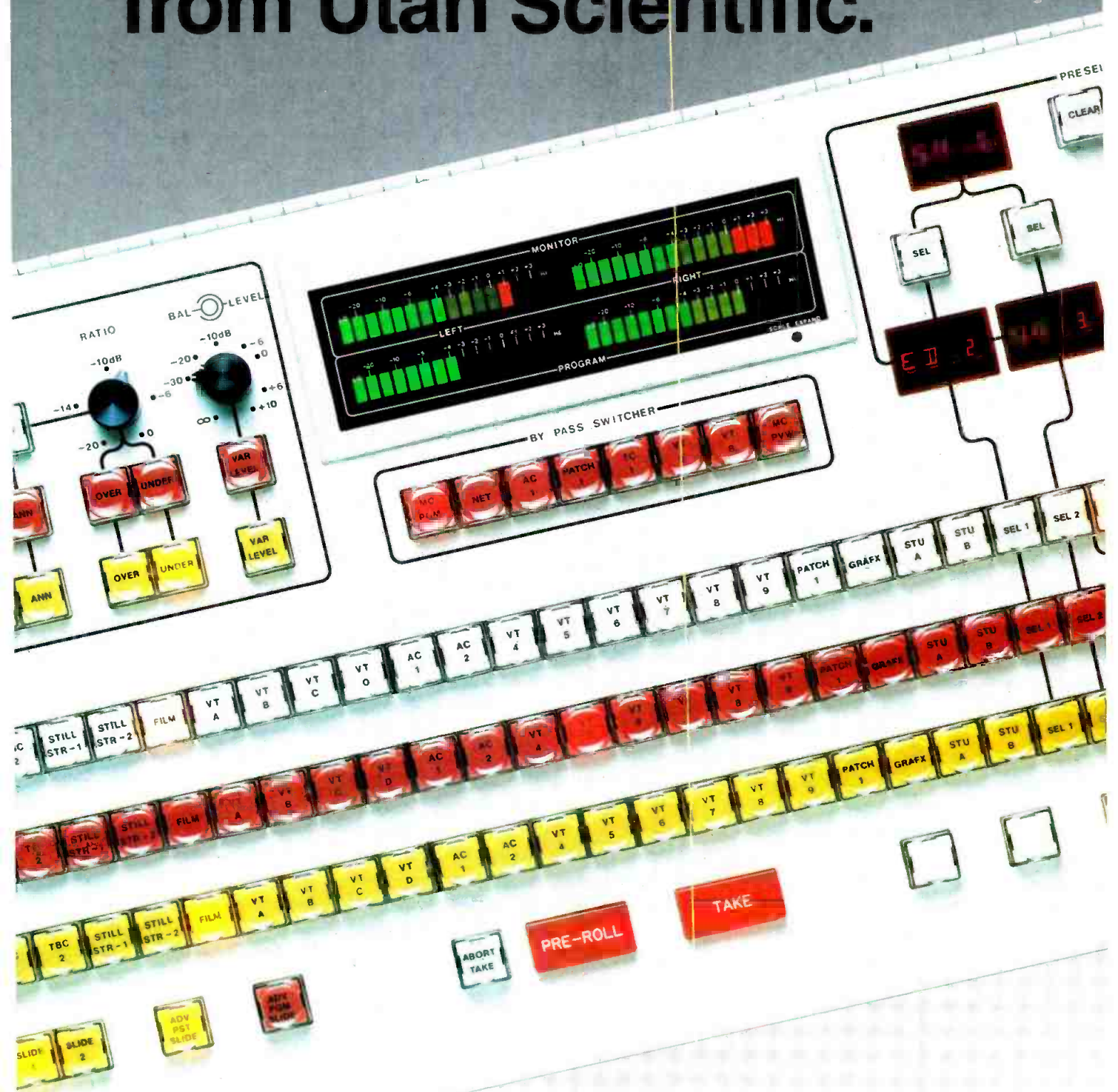
Switches can be aborted during the preroll interval. The ABORT TAKE button is also used for manually resetting the program timer at other than switching transition times.

Switches are executed by depressing the lighted bar, PREROLL TAKE when a rolling source has been preset, or TAKE for all others. Preroll times are separately assignable to each input and user alterable from the control panel.

Internal timers show the preroll countdown and program duration. The program counter automatically resets at each video switch transition or can be manually reset with the ABORT TAKE button. Matting of the time display into the video monitor feed is controlled by the TIME-DISPLAY button.

The C permits manu incorp auton

Master Control Switching and Station Automation from Utah Scientific.



US UTAH SCIENTIFIC, INC.
a DYNATECH company

Two stereo monitor amplifiers produce +24 dBm max. to drive customer-furnished speaker amplifiers or headphones. Pot switches control main frame crosspoints to access auxiliary inputs.

The audio-only section permits Direct or Preset selection of audio-only sources or placing the audio-only or Preview bus audio sources over or under program audio.

The announce booth level can be preset or faded in or out with this control.

The Preview/Key bus (model MC-502 only) can be used for previewing sources, for selecting key sources or as an auxiliary output bus.

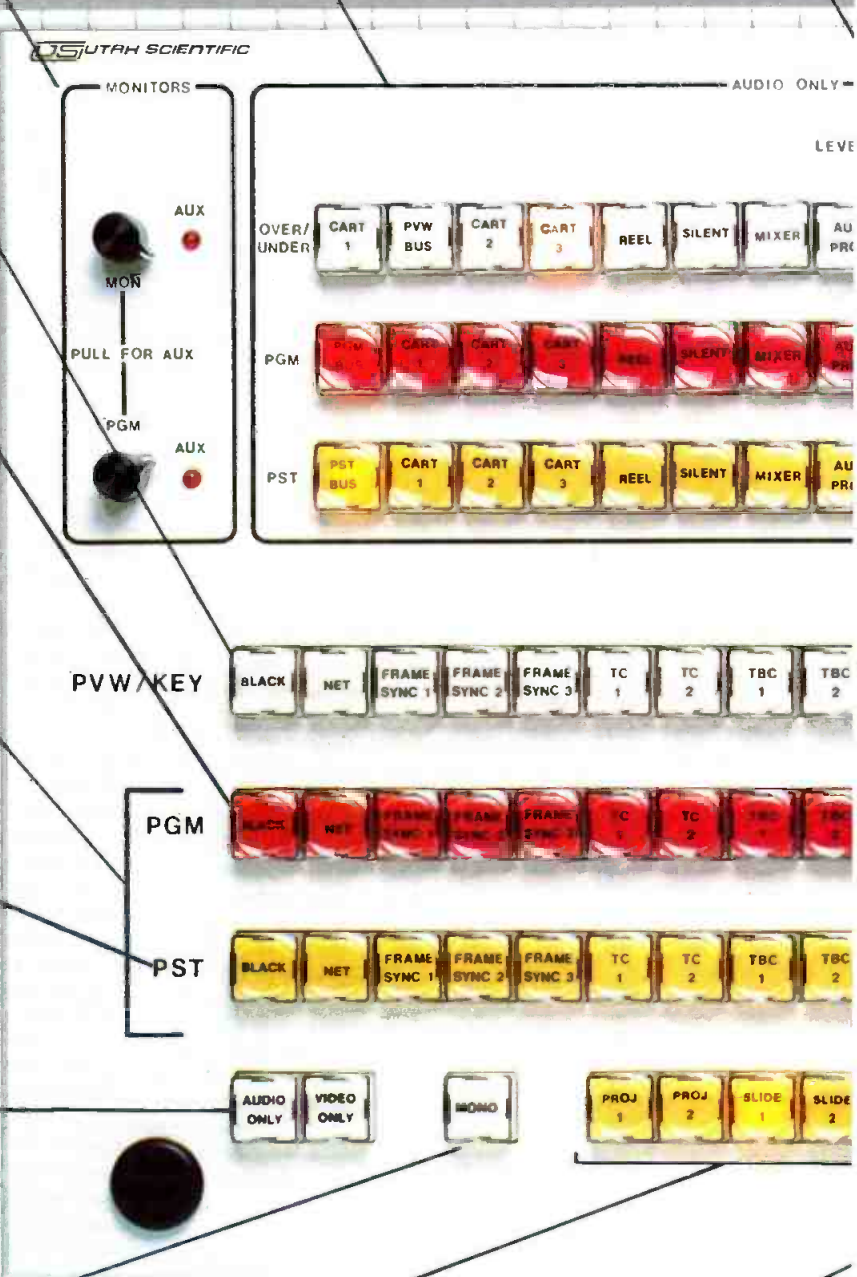
Direct Takes may be entered on program bus buttons. AFV status is indicated by single full brilliance button, while separate audio status is indicated by a flashing button, and backup VTR with a button flashing at a lower rate.

Each system is furnished with 72 (expandable to 108) relays that are assignable to respond to activation of preset bus buttons (machine ready/warning lights), program bus buttons (on-air lights) or the preroll take bar (machine start).

Preset bus permits operator to preselect audio and/or video source(s) plus backup VTR.

Selective switching or presetting of video or audio sources is accomplished by holding down the appropriate button while selection is made. Audio button on Preset and/or Program bus then flashes to indicate breakaway condition.

A strappable burst-kill circuit permits operator control of color or monochrome output on the program bus.



These buttons provide control and status of multiplexer mirror positions on the film island selected on the preview bus.

Slide change buttons are provided for both the Program film island and the Preset film island. Button lights follow the multiplexer mirror position.

MC-501 / 502 Master Control Switchers

In the course of designing this new series of Master Control Switchers, Utah Scientific consulted numerous broadcasters to determine both their present and future requirements for on-air presentation. Reliability, flexibility, transparency, accommodation of thirty-plus sources, built-in machine control, stereo capability, ease of automating, absolute stability, and failure protection were all high priority items in the responses we received. To the extent possible, we have accommodated these requirements in the model MC-501 and MC-502 switchers described herein.

The model MC-501 system provides two busses, PRESET and PROGRAM, with the model MC-502 system including a PREVIEW bus in addition. Each system also includes an 8 x 3 audio-only matrix with over/under mixing capability, either on a direct-take or preset basis.

Each system is designed for stereo audio and can be purchased as such or retrofitted with a single plug-in card. Four LED VU meters are provided for stereo or mono display of program and monitor audio. Two stereo monitor amplifiers are also provided each with two inputs—NORMAL and AUX—and panel mounted level controls.

The switching matrix used is the Utah Scientific AVS-1 router. It may be either a part of the main plant router or may be dedicated to master control use only. In either case, 28 of the audio and video inputs can be randomly assigned, via system software, to as many button columns on the control panel with the remaining inputs assignable via the PRESELECT touchpad to the two assignable button columns. Thus all router sources, properly timed, are available for air.

Digital techniques are used wherever possible. For example, all panel control settings are converted to 12-bit digital and transmitted to the main frame over RS-422 digital pairs.

An integral keyer/matte generator circuit permits various foreground/background combinations of keyed inserts (including self-key) using one of three separate key inputs or the source selected on the preview bus (MC-502 only).

Pre-roll times are individually-assignable, user-alterable, and are keyed into the video monitor feed along with the program duration timer output.

Control relays are user-assignable for machine ready, machine start or tally functions. Backup VTRs are accommodated by a two-machine roll feature.

Numerous options, several of which are unique in the industry, are offered. One is an inexpensive event stack processor (ESP) that allows the operator to preset up to 99 events executing each event with a single key-stroke. Other options are: 1) automatic studio delay compensation; 2) a wipe pattern generator; 3) an independent 8-input bypass switcher; and 4) redundant power supplies.

Model SAS-1 Station Automation System

In conjunction with the development of its software-based master control switching systems, Utah Scientific has also developed a sophisticated, distributed processing, station automation system. This system is a "plug-in" addition to the MC-501/502 Master Control Switchers. It utilizes three or more intelligent terminals, each having dual floppy memories and an associated printer plus a hard disk for mass storage. These peripherals connect to the master control mainframe via its RS-232 port and operate interactively with the switcher microprocessor and its associated memory circuits.

A typical installation has one terminal located in the traffic area where it connects to the station's business service computer (BCS, BIAS, Columbine, Jefferson Data, etc.). Additional terminals are located in the machine room, where pull lists are generated and machine numbers entered, and in master control where on-air switching is managed and the FCC log generated.

In operation, the station log for the following day(s) is off-loaded from the business service computer onto the hard disk where it can be accessed and massaged by each of the three terminals of the SAS-1 system. Media numbers can be entered either by the business system or traffic department while machine numbers are entered by machine operators. When a machine number is entered, all displays are immediately updated and the machine will be automatically rolled and aired when its event time occurs.

The system incorporates extensive error-checking capability, flagging incorrect device names, conflicting times and other errors that could produce an on-air discrepancy.

The as-run FCC log generated by the master control room printer shows actual event times and sources, whether entered manually or via the automation system. This as-run log can then be fed back to the business service along with a discrepancy report that the system also compiles.

Each of the three terminals is programmed via floppy disks with all programming being backed up by hard disk. Thus terminals or printers can be readily interchanged or replaced in the event of failure. Moreover, the system will continue to operate even while the master control terminal is missing, since sixteen events are buffered in the switcher mainframe. The hard disk can also be backed up by the floppies since a single floppy can typically store at least three day's programming and/or FCC logs. This allows the system to operate indefinitely with the hard disk down by manually interchanging floppies between terminals.

Several systems as described above are currently in operation. The system's inherent flexibility also lends itself to numerous alternative configurations without drastic hardware or software changes. Please call us so we can discuss your specific requirements.

have determined successful applicants for additional transmitting sites. The lottery process selected eight in October, 23 in December and 36 in January, showing that the FCC is processing applications faster. It is hoped that increased lottery selections, as many as two or three per week, will clear much of the backlog by the end of this year.

The procedure

When a cutoff list is published, potential license competitors are given 30 days to submit cross-filings for sites/channels included in the list. The commission screens each application to determine if basic regulations are met—namely, the distance of the LPTV installation from any full-service stations on the same channel, possible interference to other radio services and compliance with agreements with Mexico and Canada on LPTV facilities within 250 miles of the US north and south borders. All applications falling within regulatory guidelines are passed along to the lottery selection procedure.* For an in-depth discussion of the procedure, see FCC Update on page 6.

At present

The step-up in lottery selections should be good news for LPTV. Other pleasant news, according to DeKoker, is an NILPTV count of 347 LPTV stations on the air as of Dec. 1, 1983; 44 of them in the contiguous United States. In Alaska, 293 facilities are on the air. DeKoker expects that about 80% of another 109 licensees with outstanding CPs, due to expire during 1984, will be on the air before their expiration dates.

On the average, about six months elapse between issuance of the CP and the station's initial broadcasting schedule. The delay results from decisions in equipment purchasing, engineering, construction and final testing. Even considering this 6-month time period, the number of operating LPTV stations could show a dramatic increase by December 1984.

On programming

What is LPTV offering its viewers? Some local origination is expected for most of the new stations, but networking is the predominant programming source. At the end of 1983, four

The first LPTV station for the Western Pacific was approved in November 1983. Guahan Airwaves, Agana, Guam, will identify as TV-14, with the official call sign of K14AM. Applying originally on Sept. 24, 1982, the group has until Nov. 9, 1984, to begin broadcasting. The station's schedule primarily will consist of foreign language materials for Guam's visitors and ethnic communities. Channel 14 will join KUAM-TV 8 in serving the small island. KUAM has combined affiliation with the ABC, CBS and NBC networks.

primary networked services were the All American Country Music Network, Satellite Programming Network (SPN), Cable News Network (CNN) and the JPD Television Network, all delivered via satellite relay. When JPD TV signed on to Comstar D-4 in September 1983, the service boasted 80 hours per week, with plans to include original programming for LPTV affiliates during 1984-'85. CNN, Atlanta, has offered to negotiate delivery of up to four half-hour segments per day in cases in which conflicting agreements with competitive distribution methods do not exist. Several regional network activities also are being tried.

Some of the new stations are extensions of full-power stations' coverage, as such performing as repeaters/translators for some part of the day, with local material added to the schedule through the use of automatic insertion systems. Signal transportation to these LPTV stations may be via microwave or receive/retransmit operations. Subscription Television (STV) has been tried, but similar to their full-power counterparts, required revenues have forced some LPTV activities to drop their subscription operations.

Should TV translator applications be given precedence over LPTV applications? As of January 1984, translator and LPTV applications were being processed side-by-side. However, existing translator operations may convert to LPTV status by notifying the commission. If translators are given priority, as currently proposed by some of the commissioners, the present conversion rule would have to be changed.

Stumbling blocks

The FCC's major concern regarding LPTV is possible interference to other services. LPTV is a secondary service, and as such may not cause objectional interference for viewers within the Grade B contour of the nearest full-power station on the same or related channels. Generally, LPTV stations will be responsible for degradation of CATV channels if LPTV operating practices violate FCC rules. LPTV stations are not granted the same carriage requirements on CATV as are their full-power counterparts.

LPTV stations must cease operation if a new full-power station on the same channel goes on the air, spaced such that the LPTV transmitter is within the Grade B contour of the full-power station. There are questions as to whether or not an area within the Grade B limit, and shadowed by terrestrial features, should be covered by LPTV, particularly if the programming is not of a repeater/translator nature. Where land mobile radio has been issued licenses in the low UHF channels, LPTV may be curtailed, although some assignments are possible in the top 12-15 TV markets. Repeater and translator installations also take precedence over LPTV. Although the low power service may not cause interference, LPTV operators are not allowed recourse in case of interference caused by other services.

Based on limited transmitter power output levels of 10W VHF and 1kW UHF (in most cases) and highly directive transmitting antennas, however, a large number of sites/channels are available, as demonstrated by the FCC's January cutoff list. Careful engineering practices, aided by reputable consultants, should make the concept work. Yet, almost 67% of the applications reviewed by the FCC have been unacceptable, primarily because of potential interference to primary services.

Advice

For those interested in entering into LPTV broadcasting, DeKoker suggests keeping a close eye on the cutoff lists as they are issued. If a particular site is of interest, applicants have only 30 days to submit completed paperwork to the commission. He said that care should be taken to make sure all is in order. Because of the timing of the lists and ensuing lottery selection procedures, if an application is rejected, reapplying or appealing the commission's decision before the deadline may not be possible. [:-)]


*See "LPTV: A Review of the Rules," BE January 1983. Also, a recently published report, "An Assessment of Low-Power Television for the Non-profit Community," is available for \$5 from Publication Sales, Corporation for Public Broadcasting, 1111 16th St., NW, Washington, DC 20036.

Field trials: Videotek Delphi I digital waveform monitor

By Carl Bentz, television editor

Traditionally, *Field Reports* published in **Broadcast Engineering** have been based on one facility's applications and evaluations of a piece of equipment. Departing from tradition, this article reports findings from engineers at two broadcast stations.

Verifying the existence or level of a video signal in the studio is not always convenient with a rack-mounted or portable waveform monitor or oscilloscope. The project becomes even more difficult in an on-location production setup. The Videotek Delphi I dc-powered digital waveform monitor was developed with such problems in mind. Using an LCD display, the portable unit indicates (in IRE units) sync amplitude, burst



Delphi I

With our Automatic Remote Control System your transmitter – and your personnel – will operate with increased efficiency

Have you ever wondered if your night operator will remember . . . to switch patterns at sunrise? . . . to periodically check critical levels? . . . the correct transmitter restart sequence? You'll never have to worry if Potomac Instruments' RC16+ is on the job. Because it'll do all these tasks for you. Plus a lot more. Automatically.

With its microprocessor based control logic, the basic RC16+ provides 16 telemetry channels with automatic out-of-tolerance alarms and remote raise/lower controls;

plus 16 status channels. The automatic functions -- pattern shift, transmitter restart, power control -- are pre-programmed in accordance with station license requirements and controlled with an accurate master clock.

The RC16+ is also expandable. In 16 channel increments, up to a total of 64 channels. With the remote video display option your chief engineer can get a detailed readout of all measured parameters. It's updated every 30 seconds and connects to any standard telephone. The optional plug-in automatic logger provides a permanent record of all transmitter activity. Log intervals, sequence, and alarm flags are user-selectable.

And, best of all, the RC16+ is cost effective. No other unit on the market offers these features and capabilities at this low price.

Basic System	\$4,995.00
Additional 16 Channels	1,865.00
Plug-In Automatic Logger	2,499.00
Remote Video Display Unit	650.00



POTOMAC INSTRUMENTS

932 PHILADELPHIA AVE. SILVER SPRING, MD 20910
(301) 589-7662

Circle (59) on Reply Card

SPECIFY EXCELLENCE!

from the company who pioneered equalization

• ACTIVE AND PASSIVE EQUALIZERS

18 different Models to choose from

• REAL TIME ANALYZERS

Octave Band, one-third and one-sixth octave

• BI-AMP AND TRI-AMP CROSSOVERS

Low-level at any frequency and slope

• NARROW BANDWIDTH NOTCH FILTERS

Control of room feedback and ring modes

• CUSTOM FILTERS FOR AUDIO APPLICATIONS

High-pass low-pass band-pass notch

SEND FOR OUR COMPLETE PRODUCT CATALOG

INSTRUMENTS, INCORPORATED
P.O. BOX 698
AUSTIN, TX 78767
(512) 892-0752
TELEX 776409 WHITE INST AUS

Circle (69) on Reply Card

NOW FROM CINE 60

BP-90 POWER

- Higher Cine 60 performance via premium grade nickel-cadmium cells.
- Delivers more running time, longer life with minimal maintenance
- Built to the identical professional standards of Cine 60 Powerbelts
- Equipped with Sony BP-90 connector.
- Compatible with Sony's BC-210 Charger.
- Field serviceable . . . Fused . . . 1 Year Warrantee.
- Direct Replacement for Sony's BP-90.

There's Always Something New From Cine 60

CINE 60

630 Ninth Ave.
New York, N.Y. 10036
(212) 586-8782

6430 Sunset Blvd.
Hollywood, Ca. 90028
(213) 461-3046

TWX: 710-581; TELEX: 645-647



See The New Cine 60
All-System, Interchangeable, Nickel
Cadmium Batteries & Chargers . . .
and the
New, High Efficiency, 14 Volt,
Sun-Gun & Sun-Gun Kits!
BOOTH 1423, NAB SHOW, LAS VEGAS

Circle (70) on Reply Card

amplitude, peak luminance, setup level and VITS.

Two broadcast stations in Kansas City, MO, recently were given the chance to use one of the Delphi units in their operations. The users, at KCTV-TV 5 and KCPT-TV 19, found the instrument to be convenient for several station tasks. Also, they thought that the battery operation or ac adapter powering added to the Delphi I's flexibility.

Specifications

Housed in a 2.75" x 5.13" x 5.25" package, Delphi I connects to a video source as a look-through item on a video line or may be switched to present a 75Ω termination load to the cable. Two 9Vdc rechargeable nicad batteries allow the instrument to be operated anywhere for five hours of continuous use. A shoulder strap and carrying case or a belt clip make the device easy to carry in the field, while a fold-down stand is attached to tilt the front panel for bench-top uses. The instrument weighs 19 ounces.

Designed for NTSC TV measurements, five buttons on the front panel select all functions. Sync and burst amplitudes or peak luminance are shown on the LCD readout in IRE-calibrated units. Setup is read by capping the camera with the Peak luminance switch pressed. For VITS use, Peak luminance and the VITS buttons are pressed, activating a circuit that checks for VBI signals from Lines 14-21. Typically, the reading is approximately 80 IRE units.

Users' comments


John Long, chief engineer at KCPT, used the Delphi I in shop and ENG situations. Long said, "The instrument is well-suited to ENG activities. The accuracy and repeatability of measurements turned out to be very useful in the field." He also said that the operation is sufficiently straightforward that any engineer or technician quickly can make sure that the video level from the camera is correct.

An advantage results from the numerical readout, Long said, because variations in readings (which often result from the way that different people view and interpret a CRT display) are avoided. As deregulation progresses and more non-technical people become involved in level setting and monitoring, the numbers, which require no interpretations, will prove valuable. Long said he would consider buying such a device for use at KCPT for remote and studio setup, and maintenance.

Joe Snelson, chief engineer, and Clifford Lynch, ENG maintenance supervisor, both of KCTV, also were pleased with the test unit. Although

Comark's "S" Series UHF Television Transmitters

Simply Superior



10kW/30kW/55kW model shown

Integrating high efficiency, reliability and low cost, each model incorporates state-of-the-art technologies to achieve a unique combination of unparalleled features:

- External cavity, full-band, field proven, klystron power amplifiers, combining highest efficiency and compact size.
- Broadband (no tuning), high power, Exciter System, featuring dual channel (redundant) operation as well as Comark's CM-100S Broadcast Modulator with IF S.A.W. filter.
- Space efficient, mechanical and electrical layouts, fully engineered for maximum EMI/RFI isolation and overall operator convenience.
- Fiber optic telemetry for all floating high voltage metering functions, incorporated into a complete, remote control-compatible, latched fault and status display system.
- Clean, fully isolated, high voltage compartments, with double-filtered air cooling and front access. (No exposed high voltage in klystron areas.)

Comark's "S" Series transmitters are available from 10kW through 220kW with advanced system options, including beam current pulsers, motorized RF switching systems, E.D. and ICPM correction systems, and the services of Comark's 24-hour field operations group.

Simply Superior

COMARK

Circle (71) on Reply Card

Engineering
and Sales Offices
P.O. Box 275
Colmar, PA 18915
(215) 822-0777
Telex: 84-6075

International Headquarters
P.O. Box 229
Rt. 57, Feeding Hills Road
Southwick, MA 01077
(413) 569-5939

Manufacturer's specifications:

Delphi I

Accuracy: 1 IRE or 1%, whichever is greater between +15°C and +35°C.
2 IRE or 2%, whichever is greater from -10°C to +50°C.

Maximum inputs for rated accuracies:

Blanking to peak white—1V (140 IRE).
Blanking to sync tip—0.5V (70 IRE).
Burst—0.4Vp-p (56 IRE).
Hum—100% of peak-to-peak input signal.

Minimum detectable levels:

Peak luminance—4 IRE.
Sync—25 IRE.
Burst—10 IRE.

Transient response (luminance mode):

Will capture a white level peak as short as 2μs in duration.

Video input: Loop-thru >18kΩ impedance. Return loss > 40dB to 4 MHz.
Switchable termination 75Ω ± ½ %.

Power source: Two 9V nicad rechargeable batteries (supplied). Five hours continuous use before recharging or two standard 9V alkaline batteries—approximately 40 hours use or 9V charger.

Power consumption:

0.25W.

Size: 2¾" x 5¼" x 5¼"

Weight: 19 ounces. Optional carrying case available.

Price: \$799 list.

Snelson had limited time to use the unit, he thought that the metering system's repeatability and accuracy were good. He asked if an additional function—reading of SC/H-phase of a signal—could be included in the measuring capability.


Lynch took the digital waveform monitor into the field, and found it helpful in checking out cabling for an ENG setup. Other applications, he said, would include identifying the proper cables in the field or the studio, and checking for a faulty cable. The small size and light weight made it handy, he said.

Final notes

The three engineers agreed that there was no real substitute for a waveform monitor when checking the quality of the video signal, and that vectorscopes and video monitors are essential items in a complete ENG package. But for many purposes, when only a quick check is required and the equipment load capability does not allow the weight and size of typical test instruments, the engineers concluded that a digital waveform monitor system (such as the Delphi I) would be a valuable addition to the test equipment to avoid non-standard video levels and setup cabling problems.

[:?~))]]]


RTW Peak Meter



Stereo Peak Program Meter Model 1206

- 101 segment display permits precise peak level metering
- Automatic ON/OFF switching dependent on signal presence
- Auxiliary input for full scale metering of low level inputs

Available exclusively through



auditronics. inc.

3750 Old Getwell Rd.
Memphis, TN 38118, USA
Tel.: (901) 362-1350
Telex: 533356


SAVE TIME

For fast, accurate service, please remove the Peel-Off Label (which is used to address your magazine) and affix it to the Reader Service Card, the Address Change Card, or to any correspondence you send us regarding your subscription.

Circle (72) on Reply Card

innovative 500

*because digital performance
doesn't have to cost
a lot . . .*



The **nova 500 Digital Time Base Corrector** defines a new industry standard. For the first time, digital performance doesn't have to cost a lot.

The **nova 500** will time base correct all $\frac{3}{4}$ " and $\frac{1}{2}$ " non-segmented video tape recorders which accept sync and derived subcarrier inputs. The result, full bandwidth time base corrected signal.

Only one rack unit high (1.75"), the **nova 500** fits into even the most cramped van or equipment rack. A weight of only 10 lbs. enhances portability in field applications.

8 bit 4X subcarrier sampling is employed for maximum picture fidelity. Advanced design memory provides 32 lines of video

storage. Proven technology allows operation with less than 50 Watts of power dissipation.

All active components are temperature cycled, burned-in and tested PRIOR to assembly into the **nova 500**. Each system is thoroughly burned-in after test for added reliability. Power supplies operate at no more than 55% of their rated capacity.

You compare! The **nova 500 Digital Time Base Corrector** . . . the best things do come in small packages!

For further information and pricing contact: **nova systems, inc.**

20 tower lane, avon, ct 06001
(203) 677-5252

Circle (74) on Reply Card

AM stereo processing

By Ronald R. Jones, president, Circuit Research Labs, Tempe, AZ

With AM stereo broadcasting about to become a reality for many stations, new transmission problems will need to be solved. One of AM stereo's most important concerns will be the new audio processing technology it requires. AM stereo technology is different from existing FM stereo technology, and so are the respective problems of processing.

FM stereo and limiting

In FM stereo transmission, the left- and right-channel information can be described fundamentally as sent via the same transmission path during equal and alternate time periods. At any instant, the total modulation is equal to the sum of the audio channel being transmitted and the fixed-amplitude stereo pilot. When properly

balanced, this system results in the 100% left-channel-only, 100% right-channel-only and 100% both channels (monaural during stereo) audio limits being equal to one another. This has formed the basis for the separate left- and right-channel limiting requirements that restrict both channels to the same amplitude.

AM stereo monaural compatibility

AM stereo broadcasting has brought about the need for a different form of audio limiting: *stereo matrix limiting*. It is called stereo matrix limiting because the processing action has been shifted to the matrixed sum-and-difference axis of the stereo sound field. This method significantly differs from the conventional FM system,

which operates on the left- and right-channel axes.

It is important to understand why matrix processing is needed for AM stereo broadcasting. Its use is essential to achieve monaural vs. stereo compatibility. With AM stereo, generation of the algebraic sum and difference of the left and right channels occurs before the point of stereo modulation. This difference, as compared to FM stereo transmission, makes conventional audio processing incompatible and matrix processing necessary.

AM stereo limiting patterns

The diagrams shown in Figures 1-3 are in a form that easily can be seen on an oscilloscope when monitoring the X-Y lissajous patterns pro-

ADDRESS TRACK TIME CODE FOR YOUR 3/4" VTR



- Retrofit your 3/4" VTR to Record, Playback and Edit using Address Track Time Code.
- Broadcast performance from your VTR at a fraction of the cost.
- Output provides restored time code with 25 μ s rise times.
- Head switching moved to 2.5H in vertical interval.
- Now use both audio channels plus time code.

VZ VideoLab

309 Broadway, Santa Monica, CA 90401 213-458-4153

Circle (79) on Reply Card

MOVING?

If you're planning a move in the near future, don't risk missing a single issue of Broadcast Engineering. Please give us 6-8 weeks notice if you're planning on changing your address. Just mail in the ADDRESS CHANGE CARD from the front of this issue ALONG WITH YOUR SUBSCRIPTION MAILING LABEL from the cover.

BROADCAST
engineering

WHY IT'S OTARI FOR MORE POST-PRODUCTION PROS.

Today's hot topic is audio post-production. At Otari, it was a hot topic years ago—and still is.

In 1979, we introduced the MTR-90 multi-track recorder which featured our new pinchrollerless tape drive system. It was quickly accepted as a superior performer under synchronizer control—with faster search and lock-up for quicker, easier sessions.

In 1980, we introduced the MTR-10/12 1/4-inch and 1/2-inch machines—the industry's first with microprocessor-controlled transports.

In 1981, the Series II MTR-90 provided even faster, more accurate tape handling, and was the first audio machine to offer

a serial port for computer control of the transport functions.

Along the way, we've worked with every major synchronizer and video editor manufacturer to provide our customers with the interfaces they require. Synchronizer interface connectors are now standard equipment on all MTR Series recorders.

Our commitment to audio post-production continues.

In 1983, we adopted the IEC standard for center-track SMPTE/EBU time code recording on 1/4-inch tape. We also developed a 1-inch C format audio layback recorder conversion kit for the MTR-90, and an RS232C Serial control port for the MTR-10/12.

Now, we're introducing the EC-400


Series; an advanced tape speed resolver capable of phase lock over a $\pm 30\%$ frequency range.

These are just a few of the ways we've delivered on our commitment to the audio post-production professional. To get the complete picture, contact your nearest authorized Otari dealer.

Otari Corporation
2 Davis Drive
Belmont, California 94002
(415) 592-8311 Telex 910-376-4890



Circle (76) on Reply Card



The EC-401 Resolver: A precision speed controller with Widelok™—everything necessary to lock a tape machine's speed control track to any internal or external time base reference. Available as a compact, rack mount package, or for the MTR-10/12, as a plug-in module.



Post Sound, Los Angeles

Technology you can Trust.

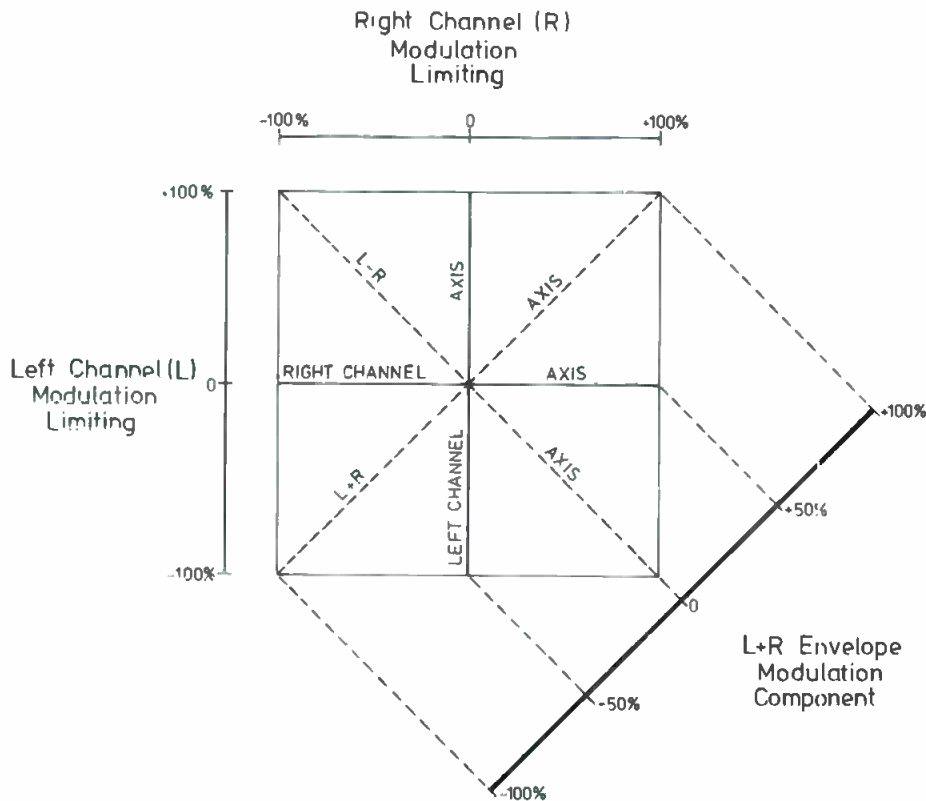


Figure 1. Conventional left and right stereo limiting pattern.

duced at the right and left outputs of the station's limiter or stereo modulation monitor. If the limiter has L + R and I - R outputs instead, the patterns will be shifted counterclockwise by 45° from those illustrated. Field experience has shown that once familiarity with these patterns is gained, the patterns often are more helpful in checking for proper processing alignment (and show more information about what is being transmitted) than any modulation monitoring system.

Conventional limiting


Figure 1 illustrates the oscilloscope X - Y display of the right and left limiter outputs of conventional stereo limiting. When applied to AM stereo transmission, the amplitude limit levels of the left and right channels must be set equal to each other for proper stereo balancing. As shown, the levels are perpendicular to the right- and left-channel axes and intersect with each other to form the L + R and L - R modulation limits. The L + R axis represents the main monaural component broadcast by the AM envelope of the transmitter, and the L - R axis represents the main stereo information component transmitted by phase modulation of the car-

PROVEN FOR 40,000 HOURS

ELECTROHOME EVM SERIES MONITORS HAVE BEEN PROVEN RELIABLE WITH 60,000 HOUR MTBF TESTING.

Other Electrohome strengths for the broadcast industry include—

- High resolution, precise linearity and geometry
- Switchable dual differential inputs
- D.C. restoration
- Convenient front controls
- Switchable underscan
- Wall, ceiling and rack mount accessories
- 9", 12", 15", 17" and 23" screen sizes
- Switchable power supply 110/220/240 volt 50/60 Hz operation
- Custom design service available to meet your specifications or requirements



BE/EVM-3

Please send me more information on the Electrohome Video Monitor

Electrohome Limited
Advertising Department
P.O. Box 1663
Buffalo, New York 14203

Name _____

Company _____

Street _____

City _____

State _____

Zip Code _____

Phone _____

*Support documentation available upon request

ELECTROHOME

ELECTRONICS

See us at NAB booth #1744

Electrohome Limited 809 Wellington Street North, Kitchener, Ontario, Canada N2G 4J6. Telephone (519) 744-7111 Telex 069-55449.

Circle (77) on Reply Card

BUICK IS ROLLING WITH MOTOROLA C-QUAM AM STEREO!

GM's Buick division is the first domestic automaker to offer AM Stereo radios.

Delco single-system radios, using the Motorola C-Quam™ decoder integrated circuit, will be introduced in selected 1984 models.

But one of the most enthusiastic responses to this news came from a man who isn't even a Buick dealer. He's Tom Cassetty, General Manager of WSM, Nashville. "I heard the Delco playing C-Quam AM Stereo at the National Radio Broadcasters meeting in New Orleans, and I was really impressed. The sound was terrific! If they'd been playing WSM, I never would've gotten out of the car!"

If your station had the choice, wouldn't you really rather be heard in the new Buicks? You can be. Just call Dick Harasek at (312) 576-2879, or Chris Payne (202) 862-1549.

MOTOROLA AM STEREO. THE WINNING SYSTEM.



Circle (83) on Reply Card

CDE CORNELL-DUBILIER

Mica Capacitors

LARGE STOCK



VACUUM CAPACITORS

ITT JENNINGS

SURCOM ASSOCIATES, INC.

305 Wisconsin Avenue
Oceanside, California 92054
(619) 722-6162

Circle (86) on Reply Card

MX-84

**BROADCAST
REMOTE
MIXER**



- o 8X4 Portable Mixer
- o Strictly Professional Specs.
- o IFB for Studio Communications
- o Headphone Monitor Feeds for Talent and Producer
- o AC/Battery Automatic Silent Switchover
- o Built-in Charger
- o Expandable Intercom System

RCI ENGINEERED AUDIO SYSTEMS

8550 Second Avenue
Silver Spring, MD 20910
(301) 587-1800

Circle (87) on Reply Card

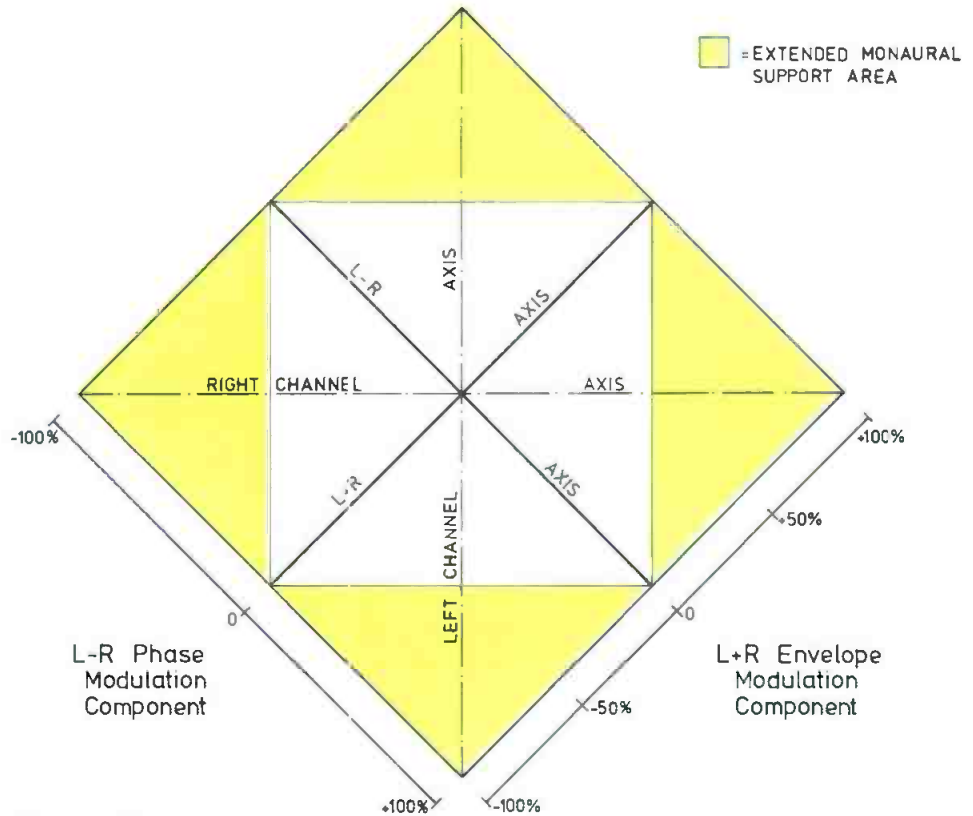



Figure 2. Full monaural support matrix stereo limiting pattern.

rier frequency. As long as the program input is mostly monaural, this limiting system produces nearly full 100% envelope modulation, and monaural reception remains normal.

However, Figure 1 also demonstrates that such limiting creates serious monaural transmission and

reception problems during varying stereo conditions. When stereo inputs temporarily shift to the full left-only (vertical) or right-only (horizontal) modulation axis, stereo reception is acceptable, but monaural is not. The L + R modulation component is forced to drop to 50%, as shown by the dotted line intersection of the lower right modulation scale with the tops of the left- or right-channel limit levels. This

COLOR CORRECTION by



SHOULD YOU SETTLE FOR ANYTHING LESS?

- encoded in - encoded out, does not decode
- virtually transparent to your video
- widest correction range ● variable black stretch
- operator friendly control panel
- available with full function timecode control and memory

EXCLUSIVE NORTH AMERICAN DISTRIBUTOR

broadcast video systems

1050 McNicoll Avenue, Agincourt, Ontario M1W 2L8
Telephone (416) 497-1020 Telex 065-25329

Circle (65) on Reply Card



VIDEOTEK...THE MONITOR PEOPLE

Nobody offers more. 43 models of color monitors, receiver/monitors, and professional rackmounts; All CRT sizes from 5" through 26"; An option list designed to satisfy the diverse demands of broadcasters, production houses, and video users around the world; And an unequalled reputation for customer service built on 2-week Delivery and the fastest Response Time in the industry.

Videotek, Inc., 125 N. York Street, Pottstown, PA 19464. (215) 327-2292, TWX 710-653-0125, or 9625 N. 21st Drive, Phoenix, AZ 85021, (602) 997-7523, TWX 910-951-0621

Circle (81) on Reply Card

indicates an immediate 6dB drop in loudness during monaural reception, an unacceptable condition to AM broadcasters, because existing monaural coverage (as well as monaural loudness) is reduced.

Although most stereo program material does not contain substantial amounts of single-channel passages, this form of limiting causes a significant loss of monaural loudness and coverage on nearly all stereo program material. The losses usually are directly proportional to the stereo content

and become greater as separation increases.

Full matrix limiting

Figure 2 represents the oscilloscope X-Y display of the right and left limiter outputs of full monaural support matrix limiting. With this system, output levels of the L+R and L-R signals are adjusted for equal modulation (which is the point of maximum separation). As shown, the amplitude limit levels are perpendicular to the L+R and L-R axes, and intersect with

each other at the left-channel and right-channel axis. When stereo inputs temporarily shift to the full left-only or right-only axis, these limit levels allow the L+R component to remain at a 100% modulation, which maintains full monaural reception compatibility. The shaded part of Figure 2 highlights the increased areas of monaural support modulation produced by this system, compared to the previously mentioned conventional left and right limiting process.

Unfortunately, further analysis shows that stereo reception will have a 6dB increase in the single-channel mode. Although this is going to be noticeable to the audience, critical listening tests have demonstrated this increase to be far more acceptable than the loss of 6dB in monaural loudness. Also, remember that most stereo programming does not contain full single-channel audio.

Modified matrix limiting

Under light and moderate amounts of limiting, full matrix processing produces outstanding results in monaural and stereo. However, heavy amounts of limiting or processing can produce different results. Extreme levels of audio processing, as demanded by many existing AM radio stations, may cause certain types of overloads in present stereo receiver decoding circuits. To reduce the chances of such problems, a modified full matrix processing system has been developed by Circuit Research Labs.

Figure 3 represents the oscilloscope X-Y display of the right and left limiter outputs of the CRL modified monaural support matrix limiting system. The significant difference between this limiting pattern and the one shown in Figure 2 is visible in the left and bottom corners of the illustration. Here, the corners formed by the L+R and L-R axes are removed by an adjustable single-channel limiting network. This system allows full monaural compatibility during most stereo conditions, but causes a reduction of L-R and negative peak L+R modulation levels during left-only or right-only stereo conditions. As shown in Figure 3, the single-channel limits are set for a left- or right-only L+R negative peak of 70%, instead of the 100% level that would occur without such limiting.

This modified matrix system is designed to reduce potential problems associated with AM stereo transmissions. At the removed corners shown in Figure 3, L+R and L-R modulation components are at maximum and can cause decoding difficulties. If

We promise to tell the truth the whole truth and nothing but the truth. So help us BPA.

As a member of BPA (Business Publications Audit of Circulation, Inc.) this magazine subscribes to the principle that it takes more than good faith to earn the business of advertisers. It takes good figures.

BPA, an independent, not-for-profit organization, audits our circulation data to make sure that advertisers get exactly what they pay for: you.

Once a year, BPA auditors examine our circulation list to make sure it's correct and up to date.

The audit makes sure you are who we say you are. It verifies your name, your company, your industry and your job title. This information enables our advertisers to determine if they're saying the right thing to the right people in the right place.

It also gives us a precise picture of who you are and, therefore, a good idea of what you want as a reader.

BPA. For readers it stands for meaningful information. For advertisers it stands for meaningful readers. Business Publications Audit of Circulation, Inc.

360 Park Ave. So., New York, NY 10010.



We make sure you get what you pay for.

AM Stereo Without Compromise



C-QUAM[®] AM Stereo System by Delta Electronics, Inc. FCC Type Accepted

Delta Electronics, Inc. introduces the ASE-1 AM Stereo Exciter and ASM-1 AM Stereo Modulation Monitor: FCC type-accepted C-Quam System transmission equipment for the AM Stereo broadcast market. C-Quam is the *Compatible* Quadrature Amplitude Modulation system developed by Motorola, Inc. C-Quam is the system of choice for more than 70 U.S. stations plus additional Canadian stations. Users range from kilowatt day-timers to full-time network flagships. These stations report enthusiastic response from listeners using multimode and full C-Quam stereo receivers as well as typical monophonic receivers. The key is compatibility without compromise. All listeners, stereo and mono, receive a clear signal with low distortion. Delta's twenty-year leader-

ship in the field of broadcast instrumentation solidly backs this technological advance.

The proliferation of receivers from GM's Delco Electronics, Inc., MacIntosh Labs, Sherwood Electronics, Chrysler Corporation, Concord Electronics, Samsung Electronics and others not yet announced, is creating a sizeable C-Quam audience. With the outstanding performance of this equipment, you can be sure that the audience will *stay* tuned to your Delta C-Quam AM Stereo transmission system.

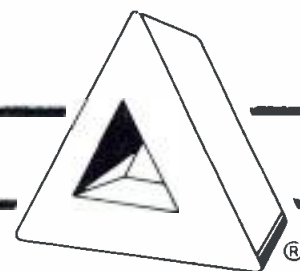
For additional information, contact Bob Bousman at (703) 354-3350.

C-QUAM is a registered trademark of Motorola, Inc. Manufactured under license from Motorola, Inc.

DELTA ELECTRONICS

5730 General Washington Drive, Alexandria, Virginia 22312
Telephone: 703-354-3350 • TWX. 710-832-0273 • Telex: 90-1963

Circle (63) on Reply Card



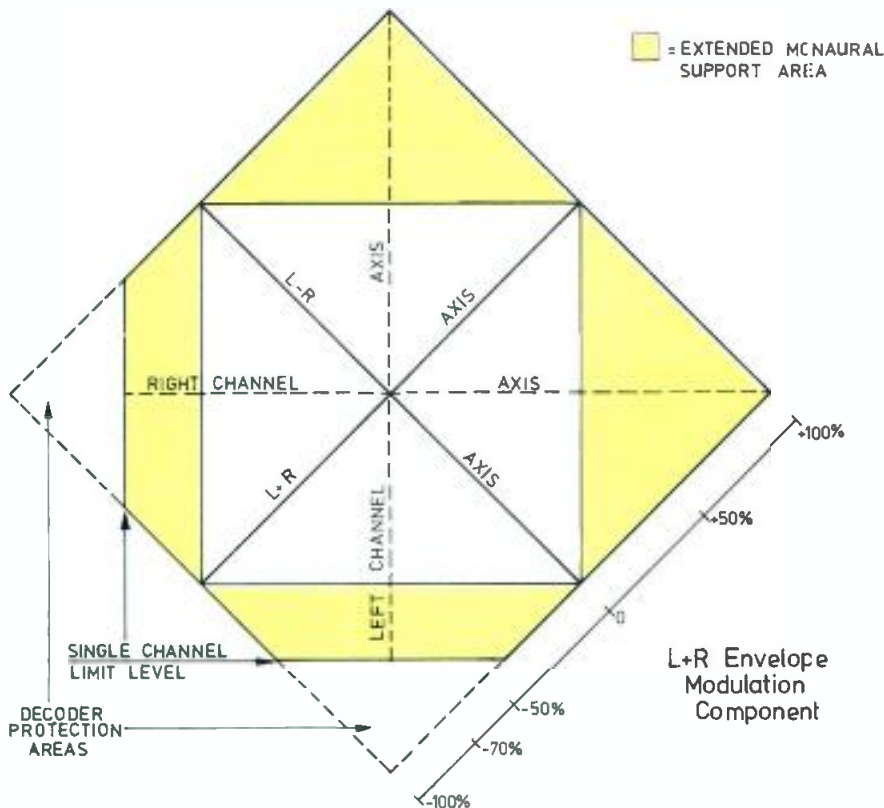


Figure 3. CRL monaural support matrix stereo limiting pattern with adjustable decoder protection.

high density negative peak L+R modulation consistently is allowed to reduce the transmitter carrier, the L-R decoding process has little or no carrier to demodulate. The result can be that the stereo decoding system returns to monaural operation or produces distortion. Depending on the degree of processing used and maximum L+R modulation depth, the single-channel limiting network can be adjusted to a level that prevents (or greatly reduces) such stereo receiving problems. If the feature is not desired, it can be defeated.

Final notes

This information is only the beginning of what will be needed to make AM stereo transmissions successful. Only time and the introduction of typical consumer receiver technology will be capable of giving the full information necessary for proper adjustment of AM stereo processing.

Editor's note:

Much of the information contained in this report was obtained with the assistance of personnel at the research laboratories of Magnavox and Motorola. However, the conclusions and viewpoints expressed are based *only* on the author's research. [:-? :-))]]

The Standard-Setting Telephone Interface (Modestly Improved)


It's no secret. Studer has become the acknowledged leader in high quality telephone interfacing equipment. The Studer Telephone Hybrid – already selected by hundreds of U.S. broadcasters, including all three major networks – has been praised for its straightforward design, long-term reliability, and consistently outstanding performance.

At the heart of the Studer Telephone Hybrid is an auto-balancing hybrid circuit which automatically matches phone line impedance while isolating send and receive signals for maximum sidetone attenuation. A built-in limiter prevents sudden overloads, and bandpass filters shape the voice signals for optimum clarity and system protection. The new updated Studer Hybrid includes additional noise suppression circuitry

to eliminate unwanted noise and crosstalk while still preserving true 2-way hybrid operation.

Now the Studer Telephone Hybrid is also available as part of a complete Telephone System. Designed to operate independent of the studio console, the self-contained Telephone System includes a microphone input plus a palm-sized remote module (on a 30' cable) with VU meter for line level, headphone output, and level controls for microphone, headphone, and telephone receive.

The time-tested Studer interfaces. Improved for even better performance. Expanded for more flexible operation. And built to set the quality standard for years to come. Call your Studer representative today for complete details.



STUDER REVOX
PRECISION FROM SWITZERLAND

1425 Elm Hill Pike, Nashville, TN 37210 (615) 254-5651 • Los Angeles (213) 780-4234 • New York (212) 255-4462 • Dallas (214) 760-8647

Circle (84) on Reply Card



Vidifont® Graphics V. Performance that's picture perfect.

Picture crisp, clean, coordinated graphics that capture attention, provide information and create a distinct perspective that sets you apart.

Picture the Vidifont Graphics V. Combining the features and functions of character generation, graphics, animation and information displays into a single integrated system. All the creative tools you need for news, dial-up services such as satellite weather and sports, commercial spots, promos, elections and special programs.

Vidifont Graphics V allows multiple-user access of up to eight channels. On-line creativity is combined with off-line input, making it easy to update and display new information.

Vidifont. The picture of performance in over 500 TV and production studios around the world. Call or write Thomson-CSF Broadcast, Inc., 37 Brownhouse Rd., Stamford, CT 06902. Tel. (203) 965-7000. TWX (710) 474-3346. Telex 6819035-Answer Back 6819035 TCSB UW.



 **THOMSON-CSF BROADCAST, INC.**

Circle (85) on Reply Card

NEW SCENES.



A collection of new
4" x 5" patterns
for the
Scene Machine.

Get your 4x5 catalog now.

THE GREAT AMERICAN MARKET
826 N. COLE AVENUE HOLLYWOOD CA 90038
TELEPHONE 213/461-0200 • TWX 910 494 1233

Circle (89) on Reply Card

When accuracy Counts... Count on Belar for AM/FM/TV MONITORS



BELAR
AM MODULATION MONITOR



BELAR CALL ARNO MEYER (215) 687-5550
ELECTRONICS LABORATORY, INC.
LANCASTER AVENUE AT DORSET, DEVON, PA. 19333 • BOX 826 • (215) 687-5550

Circle (90) on Reply Card

RACK MOUNTABLE VIDEO DELAY LINES

A complete Rack Mountable series of Video & Pulse Delay Lines, with the capability of replacing up to 1450 feet of 75 ohm coaxial cable. The units reduce size, weight, installation costs, save time and effort in making delay changes.

Part No.	Delay Range (Nano-Sec.)	Delay Steps (Nano-Sec.)	Method of Variation	Maximum Insertion Loss @ 100 KHz (db)	Amplitude Flatness At Any Delay Setting 100 KHz to 5.5 MHz (db)	Max. Rise Time (Nano-Sec.)
VRM0255	0-255	1.0	Slide Switch	.40	.4 Max.	20
VRM0637	0-637.5	2.5	Slide Switch	*1.00	.4	28
VRM1275	0-1275	5.0	Slide Switch	*3.00	.4	33
VRM2270	0-2270	10.0	Slide Switch	*3.00	.5	40
VRS0317	0-317.5	2.5	Strap	.40	.5	26
VRS0635	0-635	5.0	Strap	.75	.5	35
VRS1270	0-1270	10.0	Strap	1.50	.5	37
VRS2260	0-2260	20.0	Strap	3.00	.5	40

*±.2db variation at any delay setting.



Call/Write for Video Delay Lines and Video Filters Catalog
ALLEN AVIONICS, INC.
224 EAST SECOND ST.
MINEOLA, NY 11501
Phone: 516-248-8080

Circle (91) on Reply Card

FCC update

Continued from page 6

tions, which the current cutoff system encourages.

A preference for translators

In the same rulemaking notice, the commission invited comments on the issue of whether TV translator proposals should be given priority over LPTV applications in the processing scheme, and, if so, how such a priority system should be implemented. One proposal is to give priority treatment to TV translator applications proposing to fill in a full-service facility's city-grade Grade A or Grade B contours.

1984 and beyond

The implementation of computer processing and lottery selections will produce significant numbers of new LPTV grants during this year. Informal predictions are that lotteries for all technically sound applications now on file will be completed by mid-1985. The freeze then would be lifted to allow applications to be filed under the window procedure described previously. These developments mean that an LPTV industry most likely will be taking shape by late 1985.

Station totals released

The commission has announced the following totals for broadcast stations licensed as of Dec. 31, 1983:

AM radio	4733
FM radio	3527
FM educational radio	1122
UHF commercial TV	331
VHF commercial TV	531
UHF educational TV	173
VHF educational TV	114
UHF low power	67
VHF low power	185

Total radio	9382
Total TV	1401

[-:~:~)]))

Use
BROADCAST
engineering
classified ads

Now is the Time to Cut Your Land Lines!



It's really very simple.

Just switch from expensive phone lines to Comtech's new DART 384 (Digital Audio Receiver Terminal) and receive your network audio directly from the satellite with full fidelity, less cost, and greater control than ever before.

Six Major Benefits

Ordering the DART 384 Terminal gives you six immediate benefits:

1. 10-20% lower cost than the other guys (Lease or Purchase).
2. Better performance under marginal conditions.
3. Immediate off-the-shelf delivery.
4. Avoid phone troubles—forever.
5. User-friendly.
6. Quick response to customer's problems.

DART 384 is priced 10-20% below the other guy's model and yet our bigger 3.8 meter antenna gives it more performance margin per dol-

lar. It gives you everything you need to match or exceed all network audio quality requirements. Comtech's 3.8 meter antenna also operates better under the proposed 2° satellite spacing compared to the competition's 2.8 meter.

The DART 384 is user-friendly. It is designed for easy installation and maintenance. The indicators are **really** useful for accurate antenna pointing and isolating problems. If you need help, Comtech and Allied are ready to respond quickly.

The DART 384 Terminal consists of Comtech's high-performance 3.8 meter antenna, low-noise amplifier, antenna-mounted down converter and demodulator shelf with 8-chan-

nel program capacity. Channels can consist of a mixture of audio channels and one voice cue channel.

And there you have it. Better service. Lower costs. The proven path to profits since the beginning of business.

For a closer look at this audio receiver terminal alternative, call Allied Broadcast Equipment toll free at **1-800-428-6954**.

ALLIED
Broadcast Equipment
1-800-428-6954

The DART 384 is produced by

COMTECH

Comtech Data Corporation Comtech Antenna Corporation
Subsidiaries of Comtech, Inc.
Circle (88) on Reply Card



Acoustic phase cancellation:

The problem and its solutions

By Greg Silsby, Electro-Voice, Buchanan, MI

The quality of broadcast audio is affected directly and substantially by selecting the proper microphone for a particular task. But even after careful microphone selection, it often is discovered that microphones sound different under different conditions. One major contributor to this change in the microphone's apparent frequency response is acoustic phase cancellation.

Acoustic phase cancellation is a phenomenon that may occur when two or more microphones are mixed, or even when a single microphone is subjected to an overdose of reflected sound. Figure 1 shows a typical micing situation that can result in phase cancellation problems. The variables (D_1 , D_2 and D_3) are changed and the frequency response results are shown in Figures 2-5. It can be seen that severe phase cancellation problems can result from this common microphone arrangement. Although the sound arriving at each microphone is

identical, originating at the same source, it arrives at the two microphones by paths of varying

lengths. This causes a difference in the arrival times and a resultant phase cancellation at certain frequencies.

The curves given for each of the previous examples (Figures 2-5) are FFT (Fast Fourier Transform) derived displays of the actual frequency response of the two microphones combined with respect to a sound source positioned as shown. The FFT analyzer and its companion microprocessor were used to compare the combined output of two matched, calibrated microphones with the output of one of the two mics by itself. If no phase cancellation occurred, no difference would be seen on the X/Y plot, just a straight line.

It does not take much study of the response charts to discover that no matter which way the microphones and sound source have been oriented, the summed response of the two mics is, in a word, awful. These experiments reveal graphically what the

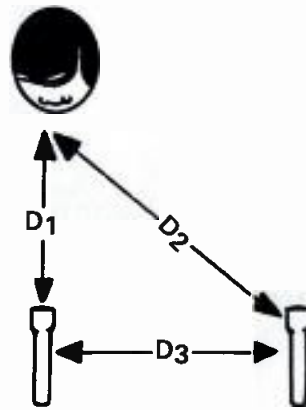


Figure 1. A typical microphone arrangement showing the variables (D_1 , D_2 and D_3) involved. Figures 2-5 show the effects of distance variations upon frequency response in the voice range.

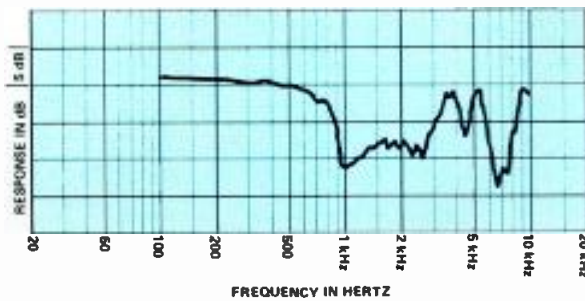


Figure 2. $D_1 = 12$ inches, $D_2 = 21.6$ inches, $D_3 = 18$ inches.

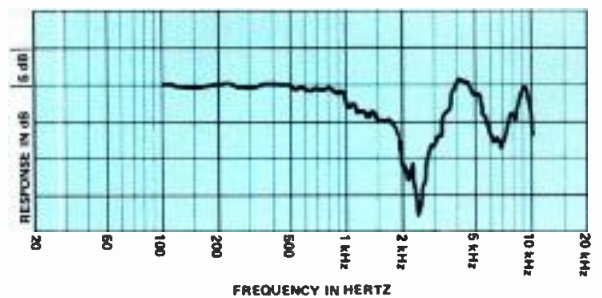


Figure 4. $D_1 = 18$ inches, $D_2 = 21.6$ inches, $D_3 = 12$ inches.

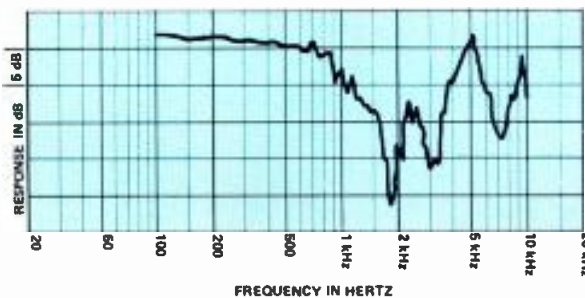


Figure 3. $D_1 = 24$ inches, $D_2 = 30$ inches, $D_3 = 18$ inches.

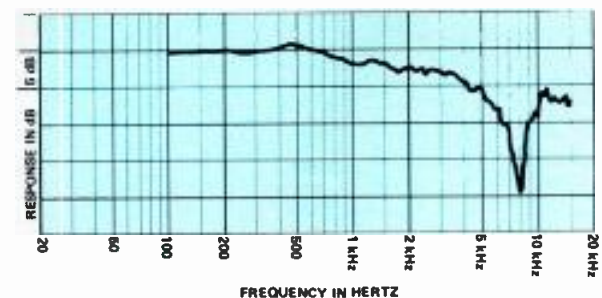


Figure 5. $D_1 = 5.5$ feet, $D_2 = 6$ feet, $D_3 = 2$ feet. Note that this positioning provides the best response curve of the four examples. However, the distances involved make such an arrangement impractical.

Economy & quality

Economy

Economy

For excellence of color and resolution, the Philips LDH6200 14" color monitor uses the most recent hi-brightness tube with a precision self-converging in-line gun.

Among the many selectable features with front panel access are a switchable time constant facility, horizontal split screen (for color matching between A and B inputs), underscan and contour enhancement.

High quality, excellent color matching and stability combine with low cost to make the LDH6200 the color monitor of choice for television systems.

The modular LDH6200 – another quality with economy product from Philips.

Reader enquiry no. **100**



For further information use the reader reply nos or send the coupon to:

PHILIPS TELEVISION SYSTEMS, INC.

900 Corporate Drive, PO Box 618, Mahwah, New Jersey 07430, USA
Tel: 201-529-1550 Telex: 37-62558

Canada: Electro & Optical Systems Ltd., 31 Progress Court, Scarborough, Ontario, Canada M1G 3V5 Tel: (416) 439-9333 Telex: 065-25431

Please send me further information on

LDH6200 Color monitors Inquiry no. **100**

I would also like to know more about

- LDK4210/01 Sync. Pulse Generators **101**
 LDK14SL – ENG/EFP/studio cameras **102**
 LDK14 RGB – EFP/studio chroma-key cameras **103**

Name

Organisation

Address



PHILIPS

BE 2·3·84

Think of EV as your mike expert.



**The RE20.
There's a reason
it has become
a studio standard.**

The lack of a consistent "studio sound" is a problem many broadcast engineers wrestle to overcome every day. The simplest and often least expensive way of establishing and maintaining this consistent sound is the use of a professional-quality studio microphone.

The RE20, for example, is uniquely suited to eliminating the sonic variables caused by different mike techniques.

"Single-D" microphones have proximity effect. The RE20 doesn't, and its unique dual-tube Variable-D design not only assures uniform frequency response independent of working distance but also regardless of the talent's position within the cardioid pickup pattern.

The RE20 also eliminates the vocal inconsistencies often heard in post production when studio voice-overs are added to tapes recorded in the field with omnidirectional mikes.

If a consistent "studio sound" is your objective you should consider the Electro-Voice RE20.

Many Electro-Voice Professional Microphone Dealers can arrange a hands-on trial at no cost to you. For more information please contact your EV dealer or write to: Greg Silsby, Market Development Manager/Professional Markets, Electro-Voice, Inc., 600 Cecil Street, Buchanan, Michigan 49107.



EV **Electro-Voice**[®]
SOUND IN ACTION[™]

a **gulton** company

Circle (107) on Reply Card

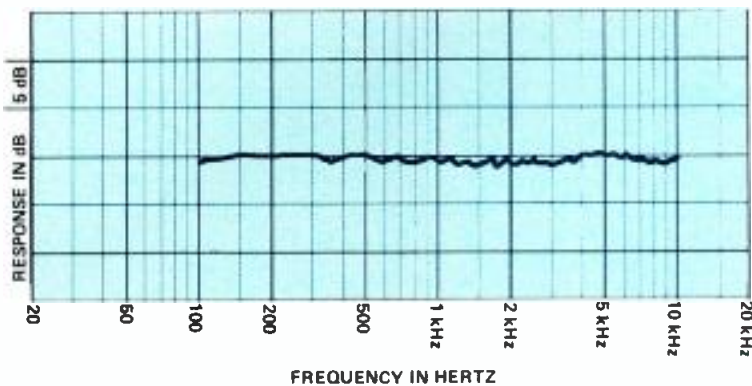


Figure 6. Redundancy microphone positioning. No phase cancellation occurs if both mics should happen to be open simultaneously.

ear often perceives as a comb-filter or notch-filter effect that sweeps up and down in frequency, and even changes in Q , as the variables (D_1 , D_2 and D_3) change with the movement of the microphones or sound source. In more subjective terms, the resultant sound may be termed as *hollow*.

Unfortunately, such problem-causing situations may arise frequently in some facets of broadcast audio. One classic example is the podium with a pair of microphones spaced apart to provide on-mic coverage as the speaker turns his head to address all of the audience in front of him. The curves shown in Figure 2 and Figure 3 are typical of the problems caused by this common approach. If the output of these two microphones is summed and fed simultaneously to a house sound system, there likely will be gain-before-feedback problems as well. Add the insistent creeping oscillation of a system on the brink of exceeding unity gain to the already intolerable frequency response of the microphone pair, and you will have the quality of sound that causes people to check the credits to see who handled the audio.

The simplest solution to the problems caused by this spaced-pair podium mic technique is to use one mic only, placing it in front of the speaker and toward the center of the podium. Figure 6 shows two microphones adjacent to each other. This type of positioning often is employed when redundancy mic is desired for such critical applications as live broadcasting. Normally, only one of these mics would be open at a time. The second is strictly a backup system. Sometimes the two mics are used to feed separate systems, such as house PA and broad-

cast. Each then may still be used as backup for the other.

Adjacent pairs of cardioid mics may at times be angled inwardly with their axes crossed and their diaphragms closely spaced. This may be done to purposely broaden the acceptance angle of the two mics while maintaining some cancellation at the rear. The microphones' close proximity allows their diaphragms to occupy nearly the same point in space, thus reducing sonic time path differences to the extent that negligible phase cancellation will occur should their output be summed. (See the curve, Figure 6.) The same formation is often used as a 2-mic stereo pickup technique, which offers good mono compatibility.

Obviously, there are many times when the outputs of two or more open microphones must be mixed. How do you then avoid phase cancellation? The phase cancellation problems previously discussed occur when two signals from a single source at the same or nearly the same amplitude are allowed to combine at something other than 0° phase angle. The result of reducing phase angle error has been shown by placing the two pickup elements close together.

The 3:1 rule

The amplitude difference between the two combined out-of-phase signals also can be influenced through careful microphone placement. A good rule of thumb to follow in mic placement is called the 3:1 Ratio Rule. To eliminate the problems demonstrated in Figures 2-5 by employing the 3:1 Ratio Rule, D_3 must always be at least three times D_1 . Figure 7 shows examples of both the violation and enlistment of the 3:1 Ratio Rule. Subjective tests have shown that an amplitude difference of

The Cadillac of Exciters for under \$5,000⁰⁰



The SMX-40 is a fully frequency synthesized, FM Stereo Multiplex Exciter with over 30 watts of absolute RF drive power and extensive status indication and protection, rivaling *all* competitive exciters presently available *at any price*.

FEATURES:

- Frequency Synthesized in 10 kHz Increments
- DC Switching Power Supply
- 5-30 Watt (Adjustable) Wideband Power Amplifier
- Harmonic Filter in Output for Stand Alone Transmitter

PARAMETER: SPECIFICATION:

FM Signal-To-Noise Ratio	- 70 db below 100% mod at 400 Hz (75 db typical)
Composite Intermodulation Distortion	.2% or less (.09% typical)
Composite Audio Response	± 0.2 db, 30 Hz-100 kHz
Composite Slew Rate	12 V/usec (symmetrical)
Frequency Stability	± 300 Hz 0° to 50° C. Direct FM

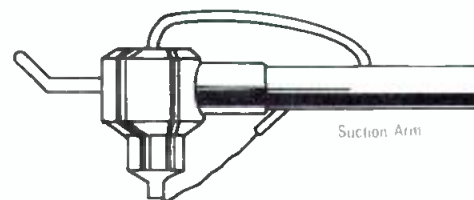
Write for Sales Literature and complete Specifications

POWER AK SYSTEMS INC.
P.O. Box 694, Cleburne, TX 76031
(817) 295-7771

Circle (94) on Reply Card



KEITH MONKS
Record Cleaning Machines
the Original.
the Best.
for Years.



Trusted and used around the world, wherever valuable record libraries are found. A Keith Monks Record Cleaning Machine is an investment. It is supported by our fast, competent Parts and Service Department.

KEITH MONKS AUDIO (USA) INC

P.O. Box 1069 • Palatine, IL 60078

CALL TOLL FREE
1-800-562-5872

TELEX
280 502

In: IL. AK. HI. CAN.

Call: 312-359-9240



CR 503
Studio Mark II
the Standard

Also Available Studio Mark II Double Duty

Circle (95) on Reply Card

athena

4500

"The" cost-effective film-to-tape transport

See us at NAB, booth 1602

- Phase-locks to NTSC, PAL or SECAM
- Constant T-V pull-down time at all frame rates.
- 1-2-4-6-8-12-24 FPS stop and single frame
- Capable of computer or programmable control
- Two-year warranty
- Modular design



For more information contact:

L-W INTERNATIONAL
6416 Variel Ave.
Woodland Hills,
California 91367 U.S.A.
Telephone: (818) 348-8614

Circle (92) on Reply Card

CONNECTORS AND MICROPHONE CABLES 	BLANK-LOADED AUDIO CASSETTES
TAPES & CASSETTES from AMPEX AGFA BASF MAXELL TDK 3M 	EMPTY REELS AND BOXES
NAB BROADCAST CARTRIDGES 	CASSETTE BOXES, LABELS, ALBUMS
ACCESSORIES 	

Ask for our
44 PAGE CATALOG
of
PROFESSIONAL SOUND RECORDING & DUPLICATING SUPPLIES

Recording Supply Div. of Polyline Corp
1233 Rand Road, Des Plaines IL 60016
(312) 298 - 5300

35

Circle (93) on Reply Card

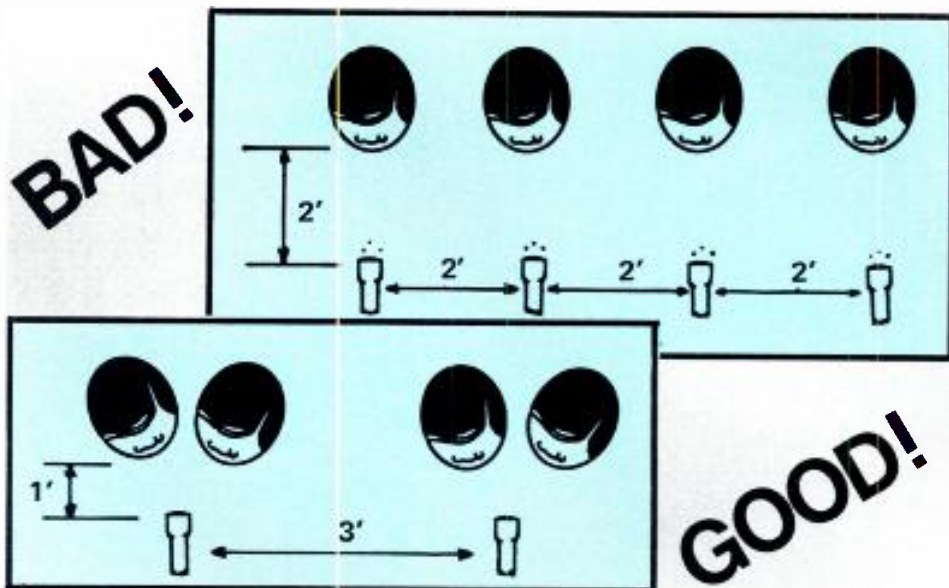


Figure 7. Examples of the 3:1 Ratio Rule, which defines optimum multiple microphone placement, obeyed and violated.

at least 9dB between the two signals will reduce the phase cancellation to an inaudible level. The 3:1 Ratio Rule is a means by which this 9dB minimum difference may be approximated quickly in most multiple mic setups.

The amplitude variance desired also may be achieved by judiciously using the mixer's gain or fader controls. The audio engineer who maintains equal gain settings at the console for two boom mics that have met at center stage, for example, is asking for trouble. Attentive monitoring on an accurate control room speaker system will reveal audible phase problems, especially in relatively simple program sources such as voices and most solo instruments.

Barrier micing techniques

Acoustic phase cancellation also can occur in a single microphone system when reflected energy from a nearby barrier (for example, a music stand, podium, table, weather map or floor) is introduced at the microphone's diaphragm at a sound pressure level (SPL) within 9dB of the direct sound. Such problems may be avoided by increasing the reflected path length, shortening the direct sound path length or positioning the microphone so close to the barrier surface that the direct and reflected sounds arrive at virtually the same time, in phase. The latter practice also results in a higher microphone output caused by the additive effect of the two in-phase signals.

Figure 8 and Figure 9 show two special microphone holders that allow easy micing in the near-barrier position for minimal phase cancellation. The Electro-Voice 411 Mike Mouse is constructed of acoustically transparent Acoustifoam and is intended

for use with such microphones as the E-V RE10 or RE15 super cardioid dynamics. The E-V 370 barrier adapter plate employs the same principle, but holds a miniature omnidirectional condenser.



Figure 8. The Electro-Voice 411 Mike Mouse barrier adapter, which is used to hold a mic in the near-barrier position for minimum phase cancellation.

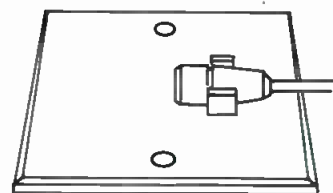



Figure 9. The E-V 370 barrier adapter plate with a C094 microphone attached. This unit is used for near-barrier micing techniques.

The results of barrier micing techniques will vary due to the influence of such things as the size of the barrier, the reflectivity and resonant characteristics of the barrier, ambient noise or reverberant energy problems, and other nearby reflective surfaces.

Eliminating acoustic phase cancellation problems in multiple- or single-microphone usage is one of the most interesting micing challenges. It is hoped that the information contained in this basic primer can assist you or your sound people in furthering the art, with the help of a little science.

||:~>))))



All cassettes actual size

Theirs.

Ours.

In the current debate concerning 1/2-inch and 1/4-inch recorder-camera videotape formats, we ask you to consider these simple facts:

There are two 1/2-inch incompatible formats, VHS and Beta. And the broadcast quality 1/4-inch Quartercam™ from Bosch.

Quartercam 20-minute cassettes occupy one-fifth the volume of VHS and one-third the volume of Beta 20-minute cassettes.

You can fit a Quartercam cassette in your shirt pocket. You can't with

VHS or Beta. You can save a lot of archive space and shipping costs.

The logical ENG/EPF successor to 3/4-inch is 1/4-inch—not 1/2-inch. If you're going 1/2-inch you're only going half-way.

Call your local Bosch-Fernseh office, or Fernseh Inc., P.O. Box 31816, Salt Lake City, UT 84131, (801) 972-8000.



BOSCH

Circle (127) on Reply Card

new products

Automated audio tests

Tektronix's SG 5010 generator and AA 5001 programmable audio distortion analyzer couple with IEEE-488 computer-controlled test systems for THD, gain/loss, S/N and IMD measurements. Test results are shown on a color CRT or transferred to an 8-color pen plotter for hard-copy documentation.

Circle (350) on Reply Card

DBS uplink

The Thomson-CSF TH 2445 klystron amplifier provides 1.5kW carrier power at 17.3-18.1GHz for DBS transmitter uplink system applications.

Circle (351) on Reply Card

Digital TBC

The Nova 500, for 3/4- and 1/2-inch non-segmented VTRs with sync and derived subcarrier inputs, results in a full-bandwidth time base corrected signal. The 8-bit 4X subcarrier sampling in the Nova Systems product gives maximum picture fidelity.

Circle (352) on Reply Card

Microwave link

NEC America Broadcast Equipment offers the TVL-800-6F ENG microwave link. CMOS and FET devices reduce power requirement and enhance performance. Options include 0.3m and 0.5m dish or plane antennas, 5W power amp, battery packs and cables.

Circle (353) on Reply Card

Test tapes

Standard Tape Laboratory offers special test tape and film materials for use with Sound Technology 1500A and 1510A instruments. For reel, cart, cassette and film formats, these tapes provide measurement of level, azimuth and AF response of tape and film equipment.

Circle (354) on Reply Card

Audio ID storage

Brabury Ltd. offers the BBC-designed MASS solid-state audio signal storage system. To replace tape-loop systems, MASS handles 32-second messages with a 3.25kHz bandwidth or 16-second passages of 6.5kHz bandwidth, based on 8-bit digital technology.

Circle (355) on Reply Card

Wireless mic receiver

Dynex II processing allows a 108dB, A-weighted dynamic range in Cetec Vega's R-42 Pro Plus. A 92dB S/N

rating and 16-pole IF filtering for adjacent channel rejection are featured.

Circle (356) on Reply Card

Component switcher

The Crosspoint Latch 6116 component video switcher operates on any of the standard component formats including RGB, as well as encoded signals. RS-232 and RS-422 ports allow interfacing to editing controllers.

Circle (357) on Reply Card

Mobile production truck

Focus One by MZB & Associates provides complete mobile production facilities with cameras, switching, graphics, audio, tape, communications and total sync facilities in a 44-foot, custom-designed, air-ride trailer.

Circle (358) on Reply Card

Editing system

Eagle III from Videomedia features A/B roll editing control with list management, printer output, 250-event memory, multilevel transition control and the Videomedia/Echo SE-3 production switcher for key, wipe and EMEM-type functions.

Circle (359) on Reply Card

U-matic time code

For improved time code operation with Sony Type 2 and Type 5 3/4-inch VTRs, VideoLab has introduced Time Code Retrofit. A restored output signal with 25µs risetime is obtained, while diode clamping eliminates adjustments.

Circle (360) on Reply Card

Electronic programmer

The United Media model 500 sequencer, for post-production and technical TV operations, is programmed from the company's Commander II editing system, paper tape, RS-232 equipment or front-panel controls. Storage and sorting of 320 commands, a built-in time code reader, and 0.01s or frame accurate timing are featured.

Circle (362) on Reply Card

Remote-control options

Moseley Associates provides CRT and logging printer options for the MRC-1600 remote-control system. A Viewpoint A2 CRT terminal allows instant readings of telemetry and status conditions of all 16 control channels. A TI 850 log printer provides user-selectable logging intervals, log

headers and choice of channels.


Circle (361) on Reply Card

Verification system

An X-Y scope, dual average-reading VU meters, peak LED meters and a time code oscilloscope display on the AM-1 from B & B Systems allow verification and monitoring of stereo audio and time code phase.

Circle (363) on Reply Card

Dimensional sound mic



Audio + Design Recording offers the Calrec Mark 4 Soundfield Microphone and Ambisonic Surround Sound System for improved stereo and dimensional sound reproduction. Four condenser capsules, mounted in a tetrahedral format under encoder control, reduce phase errors and achieve true sound coincidence.

Circle (364) on Reply Card

Automated video carts

The DC-8, pre-packaged 8-transport automatic video cart machine from Broadcast Systems may be programmed for 98 events. The system easily handles 10-second spots back-to-back or sandwiched between longer video segments.

Circle (365) on Reply Card

Oscilloscope camera

You can document your CRT displays with the Tektronix C4 camera. Hand-held, the C4 combines camera and CRT hood for various screen sizes. Polaroid 612, 667 and Polacolor ER-type photographic materials may be used.

Circle (366) on Reply Card

Digital reverb

Reverb and direct sound may be varied continuously in any of four time settings and input/output levels with the Yamaha R1000. LSI technology is used in the design.

Circle (367) on Reply Card

VCR gauge

Measurements made with a Tentel HPG-1 head protrusion and eccen-

CREATION



Westar I™

...the shape of audio to come.

Now, QUAD EIGHT/WESTREX gives you the *first affordable world class console*, and a fourth generation automation system which provides the user with an intelligent microprocessor based fader, a 10-megabyte hard disk, and more. Call for the QE/W dealer nearest you.

See us at the Paris AES Convention and at NAB in Las Vegas.



quad eight/ Westrex

11929 Vose Street, No. Hollywood, CA 91605 USA • Telephone: 818-764-1516 Telex: 662446

Unit 1 Fairway Dr., Greenford, MIDDX. UB6 8PX England • Telephone: (01) 578-0907 Telex: 923903

Circle (96) on Reply Card

GAINES

tricity gauge check on head tip wear and head drum run-out on Beta, VHS and U-matic recorders. The gauge, in its carrying case, comes with a 16-page setup and troubleshooting guide.

Circle (368) on Reply Card

Nicad analyzer

Alexander Manufacturing includes a microprocessor in the TA1500 battery analyzer to control conditioning and charging of most nicad batteries. Specific voltage and capacity ranges are set at the factory.

Circle (369) on Reply Card

RF sensing

Two units from Video Aids of Colorado use RF sensing for activation. An RF power switch provides a 12-second delay before activation of any desired equipment, while the RF alarm sounds an audible signal. Both operate in the 0.5mV range.

Circle (370) on Reply Card

Posterizing effects



Two independent video colorizers in the Knox Color Box have full control over luminance, hue and saturation. The Color Box allows posterized effects from a black-and-white or color key camera input over downstream video. The stand-alone system also may gen-lock to system video.

Circle (371) on Reply Card

Enhanced graphics software

Expanded weather and sports data display software for the Aurora Systems Aurora 100 digital video-graphic and animation system interface to data from the WSI data service. An optional preview channel also is available for the system.

Circle (372) on Reply Card

Audio interface

Unbalanced equipment is properly interfaced to balanced professional audio systems through the Logitek PAI-4 Pro Audio Interface. Level changing circuitry and impedance matching are included with playback level controls.

Circle (373) on Reply Card

Microphones

The Bogen Division of Lear Siegler has announced a line of mic systems, including the MTT-920 electret tie-

clip unit, the MDO-710 moving coil dynamic studio model and the MSC-620 super cardioid dynamic unit for close mic'ing needs.

Circle (375) on Reply Card

Frame synchronizer

The FS-18 frame synchronizer from NEC America Broadcast Equipment Division features options for TBC, frame-freeze and 4-field color processing in a modular format. Options may be added as requirements change.

Circle (376) on Reply Card

Audio fader

Mystr conductive plastic elements in the Waters Whisper Glide faders complement smooth-action designs. Sable, glass-hard resistance elements and precious-metal contacts give long life without contact noise.

Circle (377) on Reply Card

Effects patterns

Forty patterns in a 4"x5" format fit the Great American Market Mini Scene Machine pattern projector for spectacular projected effects

Circle (378) on Reply Card

Editing software

Learn keys and auto clean/scroll are two of 30 enhancements for CMX 3400 editing system software. The new software features are based on extensive testing in major post-production facilities.

Circle (379) on Reply Card

Dual-beam feed assembly

Scientific-Atlanta has announced an adjustable dual-beam, dual-polarized feed system for 4.6m and 5m earth station antennas, allowing a single antenna to be used for reception from adjacent C-Band satellites at 3° or 4° spacing.

Circle (380) on Reply Card

Videocassettes

Super High Grade (SHG) videotape from Canon USA uses ultrafine 0.3µm particles on a reduced friction backing. Designed for the Canon VR-20A 4-head VCR, the tape materials work well with all VHS machines.

Circle (381) on Reply Card

Digital multimeter

Autoranging in the A.W. Sperry Instruments DM-6590 Electro-Probe digital probe multimeter simplifies operation during measurements on hard-to-reach points of crowded printed circuit assemblies.

Circle (382) on Reply Card

Steerable polar mount

Magnatech's zero-offset polar mount features a rotary actuator for con-

tinuous 130° arc positioning. A uniform 2.5°/s speed repositions the earth station antenna from Galaxy 1 to Russia's Gorizont in 48 seconds.

Circle (383) on Reply Card

Newsroom composition

DATA NEWS by Beston provides interconnection of all news copy writers, the producer's position and the talents' prompters along with disk memory archive and storage, remote prompter control and a vertical interval encoder for Line 21 closed captioning or teletext.

Circle (384) on Reply Card

Visual special effects



Four pattern holders for the Great American Market Mini Scene Machine handle 4"x5" glass or steel effects and transparencies, 35mm transparencies and standard size patterns. Pattern rotation also is possible.

Circle (374) on Reply Card

Digital audio mixer

No analog processing remains in the Neve Electronics DSP digital signal processor console system. Extensive use of fiber-optics combines with a total digital 16- and 32-bit design to eliminate interference from external RF or electrical fields.

Circle (293) on Reply Card

Teletext terminal

The Frame Creation Terminal from Jasmin Electronics includes editing features with a full range of character sizes, colors, backgrounds and graphic patterns. It is compatible with Prestel, CEEFAX and Oracle systems, as well as TV monitors and video digitizers.

Circle (291) on Reply Card

[:?-(=)]

SOUNDCRAFT SERIES 2400, BBC TELEVISION, GLASGOW.



Sound on Vision

Some rather discerning people are using Soundcraft Series 2400 master recording consoles. They've established that Soundcraft performance and reliability meet the rigorous standards broadcast and video post production impose – within some fairly tight budgets too.

In conjunction with Television Projects in London, Alan Bunting, the Audio Manager for BBC Scotland, specified the Series 2400 for their new dubbing suite – making this the second 2400 the BBC have purchased for their Glasgow studios so far.

If you'd like to find out why more and more Soundcraft consoles are being specified for broadcast and post production audio mixing, contact Soundcraft or your Soundcraft distributor today.


Soundcraft

Soundcraft Electronics Limited, 5-8 Great Sutton Street,
London, EC1V 0BX, England. Tel: 01-251 3631. Telex: 21198.

Soundcraft Electronics USA, 1517 20th Street,
Santa Monica, California 90404. Tel: (213) 453 4591. Telex: 664923.

Circle (97) on Reply Card

THE TRUE MEASURE OF PERFORMANCE



ASACA/SHIBASOKU 205A Video Sweep Generator

The highly accurate 205A measures frequency response on color TVs, VTRs and other video equipment. It contains a standard color sync signal generator, plus a selection of output signals including video sweep, chroma sweep, CW and multi-burst. Composite sync signal outputs and trigger pulse outputs may be used for oscilloscope triggering. CW and variable frequency markers are displayed in easy-to-read digital form.

- Generates video sweep (0.1–10 MHz), chroma sweep (3.58 ± 2 MHz), sine wave (0.1–10 MHz) and multi-burst (0.6/1/2/3/4/5 MHz).
- 11 Fixed markers plus variable marker.
- Switchable color burst/sync and variable/standard signal levels.
- Function generator for high stability signals.
- CW outputs.
- Available in NTSC; PAL B, M, N; and SECAM systems.

Measure your performance with the best. ASACA/SHIBASOKU 205A. World standard for accuracy.

For complete specifications, write:

ASACA

ASACA/SHIBASOKU CORP. OF AMERICA
12509 Beatrice Street, Los Angeles, California 90066
Sales, Service: (800) 423-6347 • (213) 827-7144

Circle (98) on Reply Card

people

Gordon W. Gummelt will assume the newly formed position of supervisor of field operations for Harrison Systems Ltd. Broadcast Systems Division. Gummelt was promoted from a field engineering position.

The NAB has announced the appointment of **David E. Parnigoni** as senior vice president, Radio. He succeeds Wayne Cornils, who resigned to become executive vice president of the Radio Advertising Bureau. Most recently, Parnigoni was an NAB regional manager for Connecticut, Massachusetts, New Hampshire, New Jersey, New York, Rhode Island and Vermont.

Stanley D. Becker has rejoined CMX Orrox as director of engineering. Becker formerly was manager of systems engineering at Harris Video and also directed engineering projects at Ampex and Echo Science.

David G. Kennedy has been appointed president of dbx. Kennedy, former vice president of finance for Instrumentation Laboratory, served with that company for more than 17 years.

Broadcast Technology has announced the appointment of **Rex Nathanson** as BTI's director of engineering. Nathanson was formerly senior project engineer with CBS Technology Center, working on projects including CBS' noise reduction systems for phonograph and video-disc systems.

George M. Kanda has been appointed quality assurance manager, 3M's Magnetic Audio/Video Products Division. He will be responsible for product testing and qualification and quality engineering.

Hitachi Denshi America Ltd. has announced the appointment of **W. Arnold Taylor** as executive vice president, marketing and sales, for the Broadcast and Professional Video Products, Test and Measurement, and Visual Products Divisions. Taylor has more than 25 years of marketing and general management experience in the broadcast industry. He has held senior marketing positions at Ampex Corporation, Sony Corporation, Compact Video and, most recently, RCA Commercial Communications Systems Division.

John Parke has been appointed director of TV sales at Harris Corporation's Broadcast Transmission Division. Parke will direct the Harris sales group selling transmitters, antennas, satellite systems and microwave systems to TV stations. Parke comes to Harris after serving for nine years as vice president of marketing for Acrodyne Corporation.

Barco Industries has appointed **Hugo R. Vandamme** as general manager and managing director of the company and its operating companies. This appointment will fill the gap in the company brought about by the death of **Michael J. Plaisier**, the former general manager and managing director.

Ronald H. Fried has been named president and chief operating officer of ADDA Corporation, Los Gatos, CA. Fried formerly was vice president, marketing and sales, having joined the company in 1982. Before that he was vice president and general manager, Toshiba Broadcast Electronic Systems, Sunnyvale, CA.

Videomedia has appointed **Steve Hall** as field service and training manager. He will be responsible for coordinating all field service activities and will generate ECNs and manual changes when necessary.

EECO has announced the appointment of **Tim Thompson** to product specialist, video products marketing, Video Products Division. Thompson's responsibilities include sales and technical support, market research/analysis and new product planning. Also, Thompson will provide application engineering support to distributors, OEMs and end users.

EEV has announced the appointment of **Kees van der Keyl** as product sales manager for EEV's broadcast products in Arizona, New Mexico, Oklahoma and Texas. van der Keyl has an extensive background in the electron tube industry, including positions with Philips Electronics Industries, Amperex Electronics and Panavision Electronics.

!:->))))

Editorial

Continued from page 10

that when updates have been made in their facilities, multiple audio cables have been included in any new wiring.

Perhaps the biggest problem faced by TV stations will be getting incidental carrier phase modulation (ICPM) interference, produced within the transmitter itself, under control. The reduction to less than 5° of phase error is expected to be more of a problem for VHF stations than for UHF stations. The 5° is stipulated to reduce buzz interference.

We hope that the commission will consider the EIA/BTSC recommendations and the comments that recently have been filed with the FCC by the BTSC, requesting that a lengthy set of definitions and rules, included with those comments, be incorporated into Volume III, Part 73 of the *FCC Rules and Regulations*. Many strides have been made toward picture improvements. Should not the US viewing public also be given enhanced, and better quality, TV sound? Japanese and, more recently, German, viewers already are enjoying the new technology. Is it not our turn?

!:->))))

Satellite update

Continued from page 13

to provide high quality TV signals to receiving antennas in the 2-foot-diameter size range, with a good margin included for fading caused by rain at the higher Ku-Band frequencies. Because the DBS band is the 12.2-12.7GHz band, the rain fade problem is worse than it is at the lower frequency portion of the Ku-Band used by the medium power satellites.

In summary, the technical risks associated with high power DBS satellites are significant. The feasibility of the high power DBS delivery system is not assured, particularly in view of the competition to come from medium power satellites.

!:->))))

Perfect Timing

SMPTTE

EQUIPMENT
THAT
YOU CAN AFFORD



ES261 is an eight digit SMPTTE/Time Code Generator, capable of drop frame or non-drop frame operation. **\$788**



ES253 Eight digit reader, displays Hours, Minutes, Seconds and Frames.

Reads at play back speed, has "freeze" control. **\$477**

ES254 BI-Directional, Multispeed (1/20 to 20 times), eight digit reader with "freeze" control. On loss of code, displays last valid code read. **\$709**

AND
FOR OFF-LINE EDITING
ES255
SMPTTE IN/VIDEO OUT



ES255 is an eight digit, multi-speed, bi-directional SMPTTE reader which adds the SMPTTE input to your video. You can now "burn" the time code into the video portion of your tape, or feed a monitor directly. **\$1045**



Write, Wire or Call: (213) 322-2136
142 Sierra Street, El Segundo, CA 90245

CHINA

An Exclusive Invitation

Broadcast Engineering invites you to join this high level delegation.

You and a limited number of other select international broadcast executives and equipment manufacturers will have a rare opportunity to meet with China's top broadcast station and equipment manufacturing officials and specialists. You will participate in one of the most complete technical tours of the Chinese broadcast industry ever organized. And the first such tour ever offered to the entire broadcast industry.

Sponsored by BROADCAST ENGINEERING in cooperation with The Ministry of Broadcasting and Television, this exclusive technical tour delegation is open to international broadcast station executives, consultants, equipment manufacturers and prominent educators.

Itinerary:

Organized with your needs and interests in mind, the itinerary includes visits to key technical facilities in each Chinese city visited. Delegates will have the opportunity to talk frankly with Chinese broadcast facility and plant operators at the plant and facility sites.

China Broadcast Tour Cities:

- Beijing
- Shanghai
- Guangzhou
- Hong Kong

Some China Broadcast Tour Highlights:

- Radio Peking
- Broadcast Technical Institute
- Central Broadcasting Station
- R&D Foreign Language Dept.
- Shanghai Radio and Television
- Guangzhou Radio and Television
- Broadcast equipment factories
- And more

Mail to:

China Broadcast Tour

Roman Specialty Tours

P.O. Box 1607

Lafayette, CA 94549 USA

Please send me without obligation information about the

CHINA BROADCAST TECHNICAL TOUR:

Name _____ Title _____

Company Name _____

Address _____

City _____ State or Province _____

Country _____ Postal Code _____

Telex _____ Telephone _____

Sponsored by **BROADCAST**
engineering

Ask
About the
Early Registration
Discount!

NEW Date:

14 day tour departs
May 28, 1984

Tour Leader:

Cameron Bishop, Publisher, Broadcast Engineering, Intertec Publishing Corp.

Contact:

George H. Roman, Roman Specialty Tours, P.O. Box 1607, Lafayette, CA, 94549 USA (415) 284-9180

Special Note:

The number of tour delegates will be strictly limited. Persons interested in participating should inquire early.

EQUIPMENT SALES

Comark Communications has announced the receipt of orders totaling more than \$800,000 for high power, UHF TV transmitting systems for China. The orders are for 30kW and 55kW systems to be used to broadcast programming within China.

Larcam Communications Equipment has received an order for a model F 32kW parallel transmitter configuration for RPC-TV/Channel 4 (Corporacion Panamena de Radiodifusion SA) in Panama City, Panama. The new transmitter, which will replace the station's existing transmitter, will give RPC-TV the highest transmitter power in the Central America and Panama area.

Broadcast Systems has been awarded approximately \$500,000 for the purchase of equipment, including complete design and installation services, by KINT-TV/Channel 26, El Paso, TX. BSI will provide equipment for production and master control. The company also has been selected to supply equipment valued at about \$500,000 for Jimmy Swaggart Evangelistic Association, to be used in its new product facilities in Baton Rouge, LA.

Thirty-nine **Angenieux** zoom lenses were used to televise the COPAN Olympic Games in Caracas, Venezuela.

Microdyne has announced a \$260,000 contract to supply satellite network distribution equipment to the Alabama Information Network (ALANET). The system is being purchased by the Troy State University Foundation, operating in partnership with ALANET. The initial system will consist of a 2-channel uplink station in Montgomery, AL, and 52 downlinks to be located in Alabama, Georgia, Tennessee and Florida. An additional 30 downlinks are scheduled to be added to the network at a later date.

The **Eimac Division of Varian** has purchased a new multipoint distribution service (MDS) TV transmitter, which it will use to test the vacuum tubes it manufactures. The transmitter is a product of **Electronics, Missiles & Communications (EMCEE)** of White Hvaen, PA.

Ampex Corporation has announced the installation of its 200th Ampex Digital Optics (ADO) system at Today Video, a production facility in New York City. Today Video is using the ADO for production and post-production and interfacing the Ampex system with other units to create unusual special effects.

The Meyer Television Network of western North Dakota has announced its decision to purchase 18 JVC KY-950U 3-tube color cameras.

NEW ADDRESSES, DIVISIONS

Eventide has moved to a new 20,000-square-foot facility at One Alsan Way, Little Ferry, NJ 07643. The new phone number is 201-641-1200.


Digital Entertainment Corporation (DEC), the US af-

SIMPLICITY. RELIABILITY. STANDARDIZATION.

3 WORDS THAT SUM UP THE SECRET OF OUR SUCCESS

CSI manufactures a complete line of broadcast equipment. AM and short wave transmitters up to 300,000 watts. FM transmitters from 10 to 50,000 watts. We also manufacture a complete line of reliable and efficient phasing equipment built to your specification and design. Our time proven technology and innovative designed equipment is being used worldwide.

For more information call or write.




ELECTRONICS INC.

18248 EAST ROGERS CIRCLE
BOCA RATON, FLORIDA 33431
PHONE (305) 994-6511 TWX 510-953-7603

Circle (108) on Reply Card

THE TRUE MEASURE OF PERFORMANCE



ASACA/SHIBASOKU VH01BZ VTR Dropout Counter

The VH01BZ VTR Dropout Counter has been designed to provide extremely high precision detection of video tape dropouts. By utilizing the RF signal from a video tape recorder, dropouts greater than the range selected are detected, accumulated, and recorded on a tape from a built in printer as well as read from a digital read out on the display panel.

This instrument is highly recommended for manufacturers of Video tape, Video tape recorders, as well as video production centers and television stations.

- Selectable dropout range of -10dB / -24dB with two dB increments.
- Two selectable measuring modes: Normal time widths which measure 10–50 micro seconds and small time widths which measure 0.5–5 micro seconds.
- Built in printer to effectively store data.
- Dropout detection level, time width, and measuring time functions may be set remotely.
- Using the optional GP-IB interface bus, the VH01BZ may be fully automated.

ASACA/SHIBASOKU
VH01BZ VTR DROPOUT COUNTER

Measure your performance with the best.
ASACA/SHIBASOKU VH01BZ. The world standard for accuracy.

For complete specifications, write:

ASACA

ASACA/SHIBASOKU CORP. OF AMERICA
12509 Beatrice Street, Los Angeles, California 90066
Sales, Service: (800) 423-6347 • (213) 827-7144

Circle (109) on Reply Card

filiate of Mitsubishi Electric Corporation, responsible for all professional digital audio systems marketing in North America, has opened its New York City sales and support facility at 555 W. 57th St., in Manhattan. The 2500-square-foot facility is the primary sales base for the eastern United States as well as the support headquarters for North America.

Sony Broadcast Products Company has relocated its East Coast headquarters to a facility set on two acres at 1600 Queen Anne Road, Teaneck, NJ. The move enables the company to house its sales, product management, order processing, credit, general administration, service department and executive offices under one roof for the first time.

RCA Broadcast Systems is now operating out of its new headquarters, located at Paint Works Corporate Center, P.O. Box 900, Gibbsboro, NJ 08026.

Riviera Capital Corporation has established a special division, **Riviera Broadcast Leasing**, which will be dedicated exclusively to servicing the special needs and requirements of the broadcast industry. The new division is headquartered at 220 Avenue I, Redondo Beach, CA 90277. Telephone number is 213-540-9895. The division also will be operating from Riviera's newest branch office in Encino, CA, as well as out of its Huntington Beach, CA, office and other locations throughout the country.

Angenieux Corporation of America has expanded its marketing and sales headquarters in the United States and relocated them. The Miami headquarters also will service South America. The new offices are located at 770C N. Kendall Drive, Miami, FL 33156. The telephone number is 305-595-1144. Fully staffed regional offices will continue to operate in Hudson, NH, New York and Los Angeles.

CORPORATE DATA

Modulation Associates has announced that it has signed a contract with Durham Life Broadcasting in Raleigh, NC. The order specifies Modulation's new dual-redundant, 2-channel solid-state uplink to transmit network programming to the Durham Life Broadcasting affiliates. The contract also calls for an undisclosed number of downlinks for these affiliates. The specified downlink equipment is the Modulation MC-SAT multichannel demodulation receiver.


DigiVision has expanded its staff by adding a national service department. Heading the new department of service technicians is Glenn X. Gold, Jr., with a broad background in the areas of electronics, management and hands-on experience as an electronics specialist. Gold's initial responsibility as national service manager will be the servicing of DigiVision's first high tech product in the field, a real time high quality full-motion color video display system—the DRGB-343 high resolution digital video converter.

Tektronix has announced the formation of the **Tektronix Development Company**, a 100% owned subsidiary, which will sponsor or invest in projects or companies at startup or early stages of growth. Investment is expected to be primarily in technologies developed within Tektronix that are outside the interest areas of existing Tektronix divisions.

! : { ~ }))))

EAGLE

EVAM



AUTOMATICALLY SOLVES VIDEO SIGNAL PROBLEMS AT THE SOURCE.

Signal variability often causes annoying distortion like tearing, jamming, flashing, buzzing, and streaking in television reception.

The EVAM (Eagle Video Amplitude Monitor) automatically corrects *any* video amplitude change that causes those problems.

EVAM assures your video quality by . . .

- **removal of variables from the path up to your modulator.** This corrects for distortion due to video variation, changes in switching between different video sources, and changes in satellite demodulators.

- **installation between your video source and modulator video input.** This prevents picture bleeding, excessively bright or dark colors, audio buzz, and inadequate scrambling associated with channel over-or under-modulation.
- **automatic correction of baseband signal.** This stabilizes the video input to your modulator, ensuring the best video quality.

Automatic video-signal stability from EVAM—another way Eagle products secure the success of your business.

A Secure Investment for System Profitability

OTHER EAGLE QUALITY PRODUCTS . . .

Converters, Traps, Addressable Descramblers, Programmable Descramblers, Taps, Splitters

EAGLE COMTRONICS, INC.

4562 Waterhouse Rd., Clay, New York 13041

TO ORDER, CALL TOLL-FREE: 800-448-7474

In New York, call 315-622-3402/ In Canada, call Deskin Sales, 416-475-1412

Circle (119) on Reply Card



professional services

VIR JAMES P.C.
CONSULTING ENGINEERS
Applications and Field Engineering
Computerized Frequency Surveys
3137 W. Kentucky Ave. - 80219
(303) 937-1900
DENVER, COLORADO
Member AFCCE & NAB

STEIGER, HURRAY & ASSOCIATES INC.
Broadcast Technical Consultants
ANTENNA SYSTEM SPECIALISTS
6816 Westview Drive
Cleveland, OH 44141
(216) 526-7187

EVANS ASSOCIATES
CONSULTING TELECOMMUNICATIONS ENGINEERS
AM-FM-TV-CATV-ITFS-LPTV SATELLITE
216 N. Green Bay Road
Thiensville, Wisconsin 53092
Phone: (414) 242-6000 Member AFCCE

R. L. HOOVER
Consulting Telecommunications Engineer
11704 Seven Locks Road
Potomac, Maryland 20854
301-983-0054
Member AFCCE

ATLANTIC RESEARCH CORPORATION
Jansky & Bailey
Telecommunications Consulting
Member AFCCE
 5390 Cherokee Avenue
Alexandria, Virginia 22314
(703) 642-4000

FCC DATA BASE
dataworld™
AM • FM • TV • LPTV • MDS
• Tower Location/Height
• Allocation Studies
1302 18th St., N.W. Suite 502
Washington, D.C. 20036
(202) 296-4790 800-368-5754

D. L. MARKLEY & Associates, Inc.
CONSULTING ENGINEERS
206 North Bergan
Peoria, Illinois 61604
(309) 673-7511
Member AFCCE

SULMAR SYSTEMS ENGINEERING WE TURN IDEAS INTO PROTOTYPES
P.O. BOX 530 BELMONT MASSACHUSETTS 02178
ELECTRONIC DESIGN CONSULTANTS
IMAGE PROCESSING, DIGITAL VIDEO, MICROPROCESSORS
(617) 862-6358 JOSEPH J. SULMAR

Radiotechniques
RADIO CONSULTING ENGINEERS
STATION DESIGN AND SERVICE
ELECTRONIC PRODUCT DESIGN
Edward A. Schober, P.E.
402 Tenth Avenue, Haddon Heights, NJ 08035
(609) 546-1841

 **RADIO ENGINEERING CO. CONSULTANTS**
NORWOOD J. PATTERSON
BOX 420
SANTA YNEZ CA 93460
(805) 688-2333
Serving Broadcasters over 35 years

MIDWEST ENGINEERING ASSOCIATES
Consulting Engineers
150 Wesley Rd.
Creve Coeur, Illinois 61611
Phone (309) 698-3160
F. W. Hannel, P.E.
Member AFCCE

SINCE 1952 **MSI** Tel. 201-627-7400
MICROWAVE SERVICES INTERNATIONAL, INC.
SATELLITE AND TERRESTRIAL SYSTEMS
CONSULTANTS • ENGINEERS • CONSTRUCTORS
FREQUENCY COORDINATORS
VICTOR J. NEXON, PE 266 W. MAIN ST.
PRESIDENT DENVER, NJ 07834
MEMBER AFCEE

BROADCAST ENGINEERING SERVICE COMPANY
TV-FM-AM Field Engineering -
Emergency Maintenance - Turnkey Installation -
System Design - Survey and Critique -
Interim Maintenance or Chief Engineer
B E S COMPANY
100 Star Trail, New Port Richey, Fla. 33553. 813-868-2989

SMITH and POWSTENKO
Broadcasting and Telecommunications Consultants
2000 N. Street, N.W.
Washington, D. C. 20036
(202) 293-7742

John Aalto, P.E.
Consulting Engineer
TELEVISION PRODUCTION
AND POST PRODUCTION SYSTEMS
(213) 664-9790 1755 North Dillon Street
Los Angeles, CA 90026

Dr. Jeremy K. Raines, P.E.
Consulting Electromagnetic Engineer
Antennas, arrays, parasitics, top loading,
guy wires, and reradiating obstacles
analyzed using the method of moments.
13420 Cleveland Drive
Potomac, Maryland 20850 (301) 279-2972
Member AFCCE

T & G OPTICS, INC.
71-01 INGRAM STREET
FOREST HILLS, NY 11375
COMPLETE REPAIR SERVICE FOR COLOR TELEVISION
CAMERA BEAMSPLITTER OPTICS, LENSES, COATINGS,
MULTIPLEXER MIRRORS, FILTERS AND PROJECTORS:
WRITE OR CALL GERALD PINCUS (212) 544-8156 twenty
four hour service with pleasure.

Reconfirm
your involvement in
the broadcast industry!
Renew
your subscription
today.

**Why not run
your business card
here?
Only \$50.00
per insertion.
Frequency discounts
available.
Call 913/888-4664**

**Reconfirm
your involvement in
the broadcast industry!
Renew
your subscription
today.**

**For additional
advertiser
information, use
the Reader Service
Card in the back of
the magazine.**

ad index

ADM Technology, Inc.	IFC	L.W. International	118
Agfa-Gevaert Inc.	3	Lake Systems	68
Allen Avionics, Inc.	112	Leader Instruments Corp.	5
Alpha Audio	72	Leitch Video Ltd.	33,88
Amek Consoles, Inc.	39	LEMO USA Inc.	57
Ampex Corp.	8-9, 61	MCL, Inc.	84
Andrew Corp.	73	Magnasync Moviola	86
Anixter-Mark	83	MagnaTech	71
Asaca/Shibasoku Corp. of		Maxell Corp. of America	81
America	40,77,124,128	McCurdy Industries	IBC
Auditronics, Inc.	100	Micro Controls	80
B&I Electronics	131	Midwest Corp.	1
Belar Electronic Labs	112	Modular Audio Products	70
Bittree	131	Keith Monks Audio (USA) Inc.	117
Bosch-Fernseh	67,119	R.K. Morrison	131
Broadcast Video Systems	106	Moseley Associates Inc.	62,63
C.O.A.R.C.	88	Motorola, Inc.	105
CSI Electronics	127	NEC America, Inc.	25
Calaway Engineering	46	Rupert Neve	14,15
Calvert Electronics, Inc.	16	Nova Systems	101
Canon USA Inc.	69	Opamp Labs	131
Cetec Antennas	76	Otari Corp.	103
Cine 60 Inc.	98	P.T.S.I.	115
Colorgraphics Systems, Inc.	37	Pacific Recorders and	
Comark Communications Inc.	99	Engineering	49
Comrex Corp.	60	Polyline Corp.	118
Comtech Data Corp.	113	Potomac Instruments	96
Conrac Corp.	42-43	Power Pak Systems	117
Continental Electronics Mfg.		Quad Eight/Westrex	121
Co.	36	RCI Engineered Audio	
Crosspoint Latch Corp.	134	Systems	106
Delta Electronics	109	Radio Systems	31
Dolby Laboratories Inc.	87	Rohde & Schwarz	34
Dynair Electronics Inc.	41	Roscor Corp.	78
EECO, Inc.	60	Sencore, Inc.	17,18,19
ESE	125	Shintron	74
Eagle Comtronics Inc.	129	Shure Bros.	75
Electrex Co.	78	Sony Corp.	26-27,51-55
Electrohome Ltd.	104	Soundcraft	123
Electro-Voice Inc.	116	Standard Tape Lab	131
Eventide, Inc.	64	Stanton Magnetics	82
Evertz	28	Studer ReVox	110
Fidelipac Corp.	35	Surcom Associates Inc.	106
Fuji Photo Film U.S.A., Inc.	21	Tascam div TEAC Corp.	29
Graham-Patten Systems	20	Teledyne Energy Systems	70
Grass Valley Group, Inc.	7,32	Thomson-CSF Broadcast Inc.	111
Great American Market	112,131	Utah Scientific	89-94
Harris Corp.	59	Varian	65
Hipotronics	48	VideoLab	102
Howe Audio	24	Videotek, Inc.	107
ISC Interactive Systems Co.	79	Ward-Beck Systems Ltd.	BC
ITC/3M	45	White Instruments	98
Ikegami Electronics (USA) Inc.	47	Winsted Corp.	46
JBL, Inc.	85	Yamaha	11,12
KAVCO, Inc.	97		

FREE 32pg Catalog & 50 Audio/Video Applic.

Stereo/Mono Pwr Ampl. PWR SUPP. EQ. PHONO, MIC, TRANS, ACN, TAPE, VIDEO, LINE, OSC

Video & Audio Dist. Ampl. 8-in/2-out, 12-in/4-out, 18-in/4-out TV Audio & Recd Prod Consoles

OPAMP LABS INC (213) 934-3566
1033 N Sycamore Av LOS ANGELES CA, 90038

Circle (122) on Reply Card

CASES

FOR DELICATE EQUIPMENT

PRICE LIST ON REQUEST
818/899-2547

EXCALIBUR INDUSTRIES

12427 Foothill Blvd. Lake View Terrace. CA 91342

Circle (123) on Reply Card

PRIME SOURCE

PRECISION MAGNETIC

STL TEST TAPES

Standard Tape Laboratory, Inc.
26120 Eden Landing Road #5, Hayward, CA 94545
(415) 786-3546

Circle (124) on Reply Card

AUDIO PATCH BAYS

- PREWIRED
- MULTIPIN GOLD CONNECTORS
- BROADCAST QUALITY
- DEALER PROGRAM
- CUSTOM WORK

BITTREE 1337 GREENBRIAR ROAD
GLENDALE CA 91207 213-507-0418

Circle (125) on Reply Card

BLACKWRAP™

FLEXIBLE MATTE BLACK ALUMINUM

Heavy Duty, .002" Thick, Form Holding
Coated 2 Sides, 12" x 50', 24" x 25', 36" x 25'

THE GREAT AMERICAN MARKET
826 N. COLE AVE. HOLLYWOOD CA 90038 213/461-0200

Circle (126) on Reply Card

HEAD RE-LAPPING
AND NEW HEADS FOR AMPEX

Worn cartridge and reel to reel heads re-contoured and re-lapped for original performance. Send for free brochure.

R.K. Morrison Co.
819 Coventry Road • Kensington, CA 94707
(415) 525-9409

Circle (128) on Reply Card

GET URGENTS, BULLETINS & WEATHER ALERTS + EBS SIGNALS FAST with B & I's new Digital 100 TTY Alarm for 300/1200 baud printers. \$89.95

B&I ELECTRONICS (803) 277-5985

Circle (131) on Reply Card

Reconfirm your involvement in the broadcast industry!
Renew your subscription today.

Broadcast Engineering's "Help Wanted" ads are well-read. Call today to place your low-cost ad.

classified

Advertising rates in Classified Section are \$1.00 per word, each insertion, and must be accompanied by cash to insure publication.

Each initial or abbreviation counts a full word. Minimum classified charge, \$25.00.

For ads on which replies are sent to us for forwarding (blind ads), there is an additional charge of \$25.00 per insertion, to cover department number, processing of replies, and mailing costs.

Classified columns are not open to advertising of any products regularly produced by manufacturers unless used and no longer owned by the manufacturer or distributor.

TRAINING

ELECTRONICS DEGREE by correspondence. Earn A.S.E.T., then B.S.E.T. Free catalog. Grantham College of Engineering, 2500 La Cienega, Los Angeles, California 90034. 7-82-tfn

FCC GENERAL RADIOTELEPHONE operators license through cassette recorded lessons at home plus one week seminar in Boston, Washington, Detroit or Philadelphia. Our twentieth year teaching FCC license courses. Bob Johnson Radio License Preparation, 1201 Ninth, Manhattan Beach, Calif. 90266, Telephone (213) 379-4461. 8-81-tfn

GET YOUR DEGREE IN VIDEO TECHNOLOGY after only 14 months of "hands-on" training. VT1, 1806 Royal Lane, Dallas, Texas 75229. Call Bill 214/263-1613. 2-84-3t

ASPEN AUDIO RECORDING INSTITUTE accepting applicants for summer 1984. Three 3-week sessions June-August. Intensive hand-on experience in live recording techniques. Noted faculty. Write for brochure: Aspen Audio Recording Institute, Aspen Music Festival, 1860 Broadway, Suite 401, New York, NY 10023. 2-84-3t

SERVICES

ONE STOP FOR ALL YOUR PROFESSIONAL AUDIO REQUIREMENTS. Bottom line oriented. F.T.C. Brewer Company, P.O. Box 8057, Pensacola, Florida 32506. 7-71-tf

HELIX-STYROFLEX. Large stock—bargain prices—tested and certified. Write for price and stock lists. Sierra Western Electric, Box 23872, Oakland, Calif. 94623. Telephone (415) 832-3527. 1-73-tf

TRANSMITTER TUBES REPROCESSED—Save 40 to 50%. 3CX2500, 4CX5000, 4CX15000 and many others. Write for details. FREELAND PRODUCTS CO., Rt. 7, Box 628, Covington, LA 70433. (504) 893-1243. 6-79-tfn

HEAD RE-LAPPING SERVICE. We expertly refinish all professional non-glass heads. Compare our new low prices over buying new. Two day turnaround. Tucker Enterprises, P.O. Box 10120, Alexandria, Virginia 22310-0120, 703/971-2321. 8-83-tfn

MISCELLANEOUS FOR SALE

BROADCAST CRYSTALS for AM, FM and TV transmitters, hundreds in stock. Vacuum types and special crystals available. Crystal and oven service. Eidson Electronic Co., Box 3751, Temple, Tx. 76501. (817) 773-3901. 12-83-eom

THE RECORDING BOOK THAT'S ROCKING THE MUSIC INDUSTRY AND TAX DEDUCTIBLE! "Practical Techniques for the Recording Engineer" by Sherman Keene, is endorsed by the Recording Institute of America, Colleges, Studio/Schools, Musicians, and our Correspondence Students around the world. Recommended by reviewers of: the MIX, Re/P, Guitar Player, and other top publications. Hard cover, 380 pages, 29.75 (\$1.69 in Calif.) + \$2.50 UPS (or surface) shipping (overseas air mail \$16). **CORRESPONDENCE COURSE:** The ONLY complete course designed for engineers, students, and musicians, who have access to pro or semi-pro recording equipment, and want to achieve excellence in the studio. Two textbooks, unlimited dialog with the author via cassette. Installment plan. **NOTE:** Course and books **TAX DEDUCTIBLE** to those employed in related fields. **FOR INFORMATION OR TO ORDER** contact: S.K.P., 1626 N. Wilcox, No. GM-677, Hollywood, CA 90028, USA. Order by phone using Visa or Mastercard by calling (805) 969-8639. 1-84-3t

EQUIPMENT FOR SALE

2-SK-90 CAMERAS with digital commands, lenses, with Conrac RHB21 color monitors \$15,000.00 ea. (213) 823-7064. 1-84-3t

CETEC GAUSS SERIES 1200 HIGH speed tape duplicator. 1/4" 2 track stereo format. Ferrite heads. Low time master and two slaves in excellent condition. Contact John Buffalo, 619-291-9191. 2-84-2t

HITACHI HR-100 1" portable VTR with Anvil case, batteries, charger, AC pwr. supply, low hours, excellent condition, \$21,500. Contact Mark Munro, Image Producers, 3119 Market St., Youngstown, OH 44507. (216) 783-0572. 2-84-2t

CLEARANCE SALE! Camera tubes—includes 2000 hr. warranty! Tested (used) Plumbicons* & Leddicons*. XQ1020 30MM Series; XQ1070 25MM Series; P8122 25MM Series; P8130 30MM Series; 28400 30MM Series. Tested for "broadcast grade"—only \$850.00 ea.; only \$950.00 for extended red & greens. Remember, these tubes have "Limited hours" which is why we offer you 2000 hr. warranty! **Save:** new set of TK-27 film chain tubes: 3 ea. 8134V1 & 1 ea. 8480V1 \$2,850.00 total. **Sale:** Canon Macro Zoom Lens for HL-79 Camera 13:1. Like new—only \$1500.00. *Trademark of Philips/Holland. *Trade mark of EEV. **BRAND ELECTRONICS, 15 MAIN ST., E. ROCKAWAY, N.Y. 11518, (516) 599-6533.** 3-84-1t

CHYRON II CHARACTER GENERATOR. RGU software, good condition with encoder. Asking \$8,500. Call PCI Recording, (716) 288-5620. 3-84-1t

FOR SALE OR TRADE: 2 Otari MX505QXH4SH 10" reel to reel 4 channel taperecorders. \$1500/recorder. Call 303-753-0043 ask for Bob. 3-84-3t

TRANSMITTER FOR SALE: Working transmitter 25 kw on Channel 26, Model RCA TTU-25B for immediate sale. Our new transmitter is working perfectly and so is this one. Best offer. Contact Dick Ashenfeller, Chief Engineer, (312) 663-0260. 3-84-1t

AMPEX VR-2000B COMPLETE WITH Color-Tec, Vel-Comp, Editor, CMX audio Editor, Two Spare Video Heads, MinCom Drop-Out Compensator. Currently in daily operation. Also, NORELCO PC-70 complete with Angenieux 10:1 lens. Call Bruce Davis, Dolphin Productions, 212-628-5930. 3-84-1t

RENTAL EQUIPMENT

davidgreen

RENT broadcast test gear from the largest inventory in America. Potomac field strength meters and proof of performance systems, Delta operating impedance bridges, Belar modulation monitors, Orban Optimod, Moseley remote control and STL links, Marti RPU equipment. David Green Broadcast Consultants Corporation, 703-777-8660 or 703-777-6500, Box 590, Leesburg, VA 22075. 8-83-tfn

WANTED TO BUY

WANTED: Pre-1923 radio equipment and tubes. August J. Link, Surcom Associates, 305 Wisconsin Ave., Oceanside, CA 92054, (619) 722-6162. 3-76-tf

HIGHEST PRICES PAID for 112 Phase Monitors and for clean, one kw or greater powered AM and FM Transmitters. All duty and transportation paid. Surplus Equipment Sales, 2 Thorncliffe Park Dr., Unit 28, Toronto, Canada M4H 1H2, 416-421-5631. 2-79-tfn

WANTED: STATION LIBRARIES OF MUSIC, 16" ET's, 12" Transcriptions, 45's, 78's, LP's. Joyd Robeson, 2425 W. Maple, Wichita, KS 67213, (316) 942-3673, 722-7765. 5-82-tfn

HITACHI HR-1000 1" portable VTR with Anvil case, batteries, charger, AC pwr. supply. Low hours, excellent condition, \$21,500. Contact Mark Munro, Image Producers, 3119 Market St., Youngstown, OH 44507, (216) 783-0572. 2-84-2t

PROGRAM AUTOMATION, ATS, 1kW FM, 5 bay antenna, STL audio board, monitoring devices for stereo FM operation. No junk. 122 Starlane, Eutte, MT 59701. 2-84-3t

Wanted: BVH 1110. Call Paul at (301) 654-9193. 3-84-1t

EMPLOYMENT SERVICES

WE PLACE
TV and Video Engineers
COAST TO COAST
(All Levels, But Not Operators)
ALL FEES PAID BY EMPLOYERS
Phone/Resume
KEY SYSTEMS
Westminster Road
Wilkes-Barre, PA 18702
Phone Alan Kornish at
(717) 655-1458

POSITION WANTED

POSITION DESCRIBED: TELEVISION/RADIO operations. Have experience and hold first class F.C.C. License. Contact: Nicholas Bruno, 884 Surf St., Lindenhurst, New York 11757, (516) 785-6147. 3-84-1t

HELP WANTED

THIS OPENING DESERVES YOUR ATTENTION: We're looking for an experienced engineer to take care of our AM and FM stations in western Texas. Our company offers many benefits and a salary to commensurate with your abilities. Please send resume to: Dept. 605, Broadcast Engineering, P.O. Box 12901, Overland Park, KS 66212. 2-84-2t

TV MAINTENANCE ENGINEER—Maintain latest state-of-the-art video broadcast equipment, including Sony one-inch videotape machines. Salary negotiable based on experience. Send resume to: Personnel, WITF Communications Center, Box 2954, Harrisburg, PA 17105. WITF is an equal opportunity employer. 3-84-1t

FULL-TIME FACULTY POSITION—TELEVISION ENGINEERING—to teach basic television engineering, set-up, supervise maintenance and repair of all studio and EFP equipment. Responsible for the proper functioning of the studio facilities including ISI 902 Switcher, 1/4" and 1/2" editing and recording systems, film chain, and ITC 230, Panasonic and Sony cameras. Terminal Degree Preferred. Five (5) years experience at a television station, major corporate facility or production house. Rank and salary negotiable. Closing date for applications is April 15, 1984. Letter, resume, 3 letters of recommendation and transcripts should be forwarded to Dr. Thomas Coates, Director of Personnel Relations/AA, Fitchburg State College, Fitchburg, MA 01420. An Equal Opportunity/AA Institution. 3-84-1t

EMPLOYMENT OPPORTUNITIES—KSBW-TV is seeking qualified applicants for the following positions: **ENGINEERING OPERATOR—**Two years experience necessary as master control operator, video tape & film operator, and news switching. Operate Ampex & Grass Valley switchers, Ampex VPR-2B, RCA TR-600 and TCR-100A, RCA film. Current wages—\$435.74/wk. **ENGINEERING OPERATOR/MAINTENANCE—**Two years experience maintaining broadcast equipment including videotape, ENG, EFP, microwave, switchers, digital effects. State of the Art test equipment available. Current wages—\$450.68/wk. KSBW-TV is a VHF facility located near the beautiful Monterey Bay in California and is presently constructing a new 35,000 sq. ft. facility. Excellent Benefits. Send resumes to: Eric Dausman, Chief Engineer, P.O. Box 81651, Salinas, CA 93912. Blair Broadcasting of California, Inc. is an Equal Opportunity Employer. 3-84-1t

CHIEF ENGINEER FOR INDEPENDENT UHF STATION, and production facility. Five years experience in repair and maintenance of broadcast equipment required. Good knowledge of UHF transmitters, supervisory skills, FCC reporting, and budget management also required. EOE. Call for more information...Robert Munoz, (915) 533-1414. 3-84-1t

INSTRUCTORS—AUDIO TECHNOLOGY, VIDEO TECHNOLOGY, ELECTRONICS. Full-time and part-time faculty openings to teach basic and advanced technology at leading proprietary technical institute. Industry experience and/or teaching experience required. Professional, satisfying atmosphere. Dynamic Greenwich Village location. Send resume and salary history to Philip Stein, Director, INSTITUTE OF AUDIO RESEARCH, 64 University Place, New York, NY 10003. 3-84-1t

HELP WANTED (CONT.)

VIDEO TAPE ASSOCIATES AND VTA TECHNOLOGIES—Video Tape Associates with television production facilities in Atlanta, Georgia and Hollywood, Florida and VTA Technologies a research, development, and manufacturing firm in Hollywood, Florida, are accelerating their expansion plans and therefore have the following openings: **VTA TECHNOLOGIES, HOLLYWOOD, FLORIDA—DIGITAL DESIGN ENGINEERS**, Challenging opportunity for engineers with a television engineering background and the ability to apply advanced technologies to new areas of teleproduction equipment needs. If you are not satisfied with today's methods and equipment help us develop tomorrow's. **SOFTWARE ENGINEERS**—Join the software development team responsible for real time control and manipulation of television signals and equipment. Must be familiar with 68000, 6502 assembly language. **ANALOG ENGINEERS**—Experience with operational amplifiers, linear and non-linear circuits and video signal processing. **VIDEO TAPE ASSOCIATES—ENGINEER IN CHARGE OF REMOTE OPERATIONS, HOLLYWOOD, FLORIDA**. Management position for maintenance engineer with good knowledge of all areas of teleproduction. Only moderate travel required. The position involves the management of remote engineers and teleproduction trucks. Good client relation skills necessary. **MAINTENANCE ENGINEERS, ATLANTA, GEORGIA; HOLLYWOOD, FLORIDA**. Experience and current digital skills necessary. Work with the latest equipment, from computer graphics and ADOS, to Betacams with wireless time code. **TELECINE COLORIST, HOLLYWOOD, FLORIDA**. Film knowledge and experience as well as a strong television background are needed for this position. Work with the Bosch FDL 60 and scene-by-scene computer assisted color correctors. If you are still excited about your profession, and would enjoy working for a company that rewards self-motivation, creativity and innovation contact Michael Orsburn, 2040 Sherman Street, Hollywood, Florida 33020, Phone 305-920-0800. 2-84-31

VIRGINIA BEACH—CHIEF ENGINEER (operator) needed for AM/FM market leader. Nearly all equipment less than two years old and state-of-the-art, studio to antenna. Salary commensurate with background. Send resume with salary history and references to: Marjorie S. Crump, G.M., WCMS AM/FM, 900 Commonwealth Place, Virginia Beach, VA 23464. NO PHONE CALLS PLEASE. Affirmative Action, EOE, M/F. 3-84-11

CHIEF ENGINEER—PROGRESSIVE RADIO GROUP seeking Chief Engineer for 3 station group operation. Experience required. Group benefits, salary negotiable. Call Bob Lindstrom, 405-252-6090. E.O.E. 3-84-11

VIDEOTAPE OPERATORS: The Christian Broadcasting Network, Inc., an evangelical Christian ministry, has immediate openings for videotape operators. Applicants must have at least four years experience as a videotape operator with a strong technical background including a thorough knowledge of the television signal and its relationship to videotape. Current experience in 1", 2" and 3/4" formats, including machine-to-machine editing, film-to-tape transfers and standards conversion is desired. If you feel led and want to serve, send resume in confidence to: Personnel Specialist, The Christian Broadcasting Network, Inc., CBN Center—Personnel Dept., Virginia Beach, VA 23463. CBN is an Equal Opportunity Employer. 3-84-11

VIDEOTAPE EDITORS: The Christian Broadcasting Network, Inc., an evangelical Christian ministry, has immediate openings for videotape editors. Applicants must have at least four years experience in computer editing with overall experience in videotape operations including experience as a senior operator or supervisor. A strong technical background including a thorough knowledge of the television signal and its relationship to videotape is necessary. Current experience in CMX 340, Convergence 103 & 104 systems desired. If you feel led and want to serve, send resume in confidence to: Personnel Specialist, The Christian Broadcasting Network, Inc., CBN Center—Personnel Dept., Virginia Beach, VA 23463. CBN is an Equal Opportunity Employer. 3-84-11

CHIEF ENGINEER—EXPERIENCED AND QUALIFIED engineer for new video studio. Must have knowledge of Grass Valley Switcher, RCA Cameras, Chyron RGU-2, Harrison Audio Console, Hltachi 200B and terminal equipment. Salary commensurate with experience. Send resume to: Mark McMinn, NAVP, Inc., 609 Merritt Avenue, Nashville, TN 37203. 3-84-11

10,000 RADIO AND TV JOBS a year for men and women are listed in the American Radio job market weekly paper. Up to 300 every week. Engineers, DJs, Newspeople, Program Directors, Production, Sales. All markets, all formats. One week computer list, \$6.00. Special bonus 6 weeks, \$14.95. You save \$21.00. American Radio Job Market, Dept. 3, 6215, Don Gaspar, Las Vegas, Nevada 89108. 3-84-21



RALEIGH-DURHAM

Growing UHF Independent In Top 50 Market Seeks Qualified Electronic Maintenance Technician.

Candidate should be experienced in the maintenance of VTRs, cameras, monitoring and other broadcast equipment.

Troubleshooting skills a must. Transmitter experience not essential, but a plus. Send resume and salary history to:

Dallas Lloyd, Chief Engineer
WFL-TV-22
2410 Broad Street
Durham, North Carolina 27704
WFL-TV-22 is An Equal Opportunity Employer.

Use BE
classified ads

WANT ADDITIONAL COPIES OF SPEC BOOK?

You can easily obtain extra copies of Broadcast Engineering's Spec Book. With its many uses, this special issue is a must for **everyone** interested in comparison data on a multitude of broadcast products.

Spec Book is your basic reference source for broadcast equipment comparisons. To order your additional copies, in their easy-to-use, convenient format, send a check or money order for \$15 to:

Spec Book
P.O. Box 12901
Overland Park, KS
66212

Spec Book— for **everyone** involved in buying and specifying products.

E.J./E.N.G. Maintenance Engineers

KNBC, the NBC-owned television station in Burbank, has an immediate opportunity for experienced E.J. Maintenance Engineers.

The successful candidate will have 3-5 years recent experience in the maintenance and installation of microwave equipment, mobile and base, and E.J. two way radio communications equipment.

We also prefer a working knowledge of E.J. cameras, monitors, switchers, and associated mobile equipment.

To join the leader in state-of-the-art broadcast technology, submit your resume to:

NBC Employment
Department-BE
3000 W. Alameda Ave.
Burbank, CA 91523


Equal Opportunity Employer M/F/H



THE 6112 IS BY FAR THE MOST ADVANCED SWITCHER IN ITS CLASS. NOTHING ELSE EVEN COMES CLOSE

Complete a mix or wipe on a 6112 (or any Crosspoint Latch switcher for that matter) and there is ABSOLUTELY no COLOR CHANGE or HORIZONTAL SHIFT. We mean just that ABSOLUTELY NONE. This is because the 6112 has a BLANKING PROCESSOR which replaces the sync and burst with new internally generated sync and burst. This eliminates the problems caused by small drifts in cameras, time base correctors etc.

YOU NEVER KNOW THE VALUE OF A BLANKING PROCESSOR UNTIL YOU OWN A SWITCHER WHICH DOES NOT HAVE ONE.



OPERATE THE 6112 DIRECTLY FROM THE EDITOR KEYBOARD


The 6403 allows the 6112 to interface directly with most editors. No modification to the editor is required.

Under 6403 control the 6112 accepts commands such as duration times, pattern type, bus selection etc. directly from the editor keyboard. The 6403 also allows the user to program the start and end points of transitions (such as mix or patterns) permitting frame accurate effects.

Audio follow and split audio capability is provided by the 6800 and the 6E03 audio mixers, which can be driven either by the editor or the switcher.

THE 6112 HAS TREMENDOUS PRODUCTION CAPABILITY. Using just one Mix-Effects system, it is possible to dissolve a key over a background scene. The key may be masked by one of the patterns, still using no more than one ME system. With the second ME system it is possible to wipe in a second key, either beside or over the first key. The downstream keyer can key over the entire combination. The two mix-effects systems permit a bordered wipe over or behind a chroma keyer. The preview bus is completely free from the PROGRAM system.

IF YOU HAVE EVER CUT OR ADJUSTED DELAY LINES FOR CHROMA KEYS,



you will appreciate the adjustable delay lines (controllable from the front panel) on the 6112. When multiple RGB cameras are used for chroma keying (using the Model 6700 matrix switcher), there is no need to match all the delays. The delays can be adjusted instantly from the control panel, even trimmed 'on air', if necessary.

Available in PAL

Price 6112 \$7,950 6112BH \$10,500

DELIVERY
6112 Two Weeks
6112BH First Quarter '84

**6112BH HAS ILLUMINATED
PUSH BUTTONS**

CROSSPOINT LATCH CORP.

95 Progress St., Union, NJ 07083 (201) 688-1510 Telex 181160

Circle (115) on Reply Card

WE LISTEN



The first step in communicating is listening. We communicate sound. We do it well—we've been listening since 1948 and continue to supply state-of-the-art consoles, intercoms, switchers and systems to the broadcasting media world wide.

We listen not only to sound, but to the people who produce it. People like you. We provide unrivalled



performance, quality control, design, delivery and after sales service. Complete service. From an organization with everything at its fingertips.

Talk to us about your audio needs. Watch us listen . . . and listen to us perform. We deserve to be heard.



McCurdy Radio Industries

108 Carnforth Road, Toronto, Ontario, Canada M4A 2L4 Tel: (416)751-6262 Telex: 06-963533
1051 Clinton Street, Buffalo, New York 14206 Tel: (212)772-0719

Circle (1) on Reply Card

www.americanradiohistory.com

Significant Audio!

Destined to cover events of significance over the next few years, this custom Ward-Beck audio system will travel half way across the world before it reaches its permanent home at KGO-TV in San Francisco.

Designed in close collaboration with ABC engineers it is built to handle complex telecasts involving substantial numbers of remote audio feeds. Right now it is warming up for the 1984 Olympics.



WBS

First by Design.

Ward-Beck Systems Ltd
841 Progress Avenue, Scarborough,
Ontario, Canada M1H 2X4
Tel: (416) 438-6550
Tlx: 065-25399