

# BROADCAST<sup>®</sup> ENGINEERING<sup>®</sup>

An INTERTEC<sup>®</sup> Publication

July 1994/\$5.00


## Transmission systems

- HDTV: What are the options?
- TV transmitters
- Antenna pattern analysis

Also featured:

- Field production cameras





An Intel 486 CPU gives you impressive speed today. If you need more tomorrow, add the latest chip for better throughput, providing more responsive control.

Future compression and networking technology will slip into standard PC expansion slots. You'll always have optimal storage capacity and video quality, as well as improved interfaces and quicker links to traffic and automation systems.

DigiStore will let you add removable media options as they become available. That means quick, easy video file transport.

Recent advances in hard drive technology allow you to add a four-fold storage upgrade with just the addition of a new drive pair.

# The DigiStore Spot Playback System Is Loaded With Impressive Features. But That Doesn't Mean You Can't Load More.

Will today's "state-of-the-art" spot playback system still be that way tomorrow? It will if it's DigiStore.™

Unlike other systems, DigiStore's industry-standard PC architecture lets you take advantage of technology as it becomes available, without major system modifications or costly overhauls. When there's a new hard drive with more memory, you drop it in. When there's more powerful software, you load it. As PC technology advances so will your DigiStore. That's flexibility no other solution can match.



**If industry accolades mean anything, your DigiStore's future performance will be rivaled only by its past.**



DigiStore combines instant access and digital clarity for superior spot playback.

## DigiStore Gives You Connections.

DigiStore plugs easily into your existing system thanks to a wide array of connectivity options. In fact, it links to your traffic department, scheduling and external automation systems (including Dynatech's own TAS) right out of the box. No system offers more interfaces.

**Is DigiStore For You?  
It's Your Call: 800-453-8782, ext. 101.**

Because it's a product of Utah Scientific, you can be sure DigiStore is designed and built by people who've been turning out quality broadcast solutions for fifteen years. And of course you'll get our celebrated 24-hour, 7-day service.

Call 800-453-8782, ext. 101 to find out more about all of DigiStore's impressive features, or to arrange a free demonstration.

When you consider cost, reliability and flexibility, DigiStore is today's #1 choice for spot playback systems. And tomorrow's.



DigiStore gives you more than twice the capability in half the space.

**utah scientific**



Alpha Image, Cable Products, Colorgraphics, da Vinci, DigiStore, EMC, NewStar, Quanta, Utah Scientific

© 1994 Dynatech Video Group, Inc.  
The Intel logo is a registered trademark of Intel Corp.

Circle (1) on Reply Card



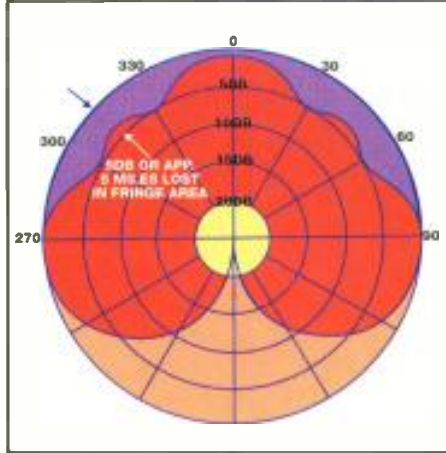
# Contents

July 1994 • Volume 36 • Number 7

## BROADCAST<sup>®</sup> ENGINEERING



Page 30



Page 44



Page 50

### TRANSMISSION SYSTEMS:

Broadcasters are increasingly concerned about the requirements of HDTV transmission. As the deadlines for making those decisions approach, managers and engineers need to plan now for the successful transition from NTSC to HDTV.

### THIS MONTH...

#### DEPARTMENTS:

- 8 **FCC Update**  
*FCC amends rules governing LPTV*
- 10 **Strictly TV**  
*Line 21*
- 12 **Management**  
*Equipment acquisition*
- 14 **Production**  
*Computer-assisted logging*
- 16 **Troubleshooting**  
*Industrial computers*
- 18 **Technology News**  
*Asynchronous Transfer Mode*
- 20 **SBE Update**  
*World Media Expo*
- 58 **Applied Technology**  
*Quantel Clipbox*
- 64 **Applied Technology**  
*Multichannel automation using Pioneer VDR-V1000*
- 69 **New Products**

#### COLUMNS:

- 4 **News**
- 6 **Editorial**
- 76 **Industry Briefs**
- 78 **Classifieds**
- 80 **Advertisers' Index**

### 24 **HDTV Transmission: What are the Options?**

*By Howard G. McClure*

Understanding the differences between HDTV and NTSC will help broadcasters prepare for transition.

### 30 **TV Transmitter Technology**

*By Don Markley*

A wide range of choices in options and features are available.

### 34 **Automated TV Signal-Strength Measurements**

*By Philip Hejzmanek*

Here's how one station produced its own impressive array of reports on TV signal quality in its market.

### 44 **Antennas for NTSC/HDTV Simulcasting**

*By Joseph A. Zuba*

Factors affecting performance include antenna bandwidth, pattern and mounting.

### 50 **Field Production Cameras**

*By Marcus Weise*

Tools for shooting video in the field continue to improve.

### ON THE COVER:

Broadcasters are uniquely different from other entertainment deliverers in that their link with the consumer is wireless. This month's cover photo shows a high-power, multitransmitter FM combiner for a Harris-built transmission facility. Photo courtesy of Harris Corporation, Broadcast Division.

# OUR NEW LOW-LIGHT CAMERAS ARE OUR MOST SENSITIVE YET.



## Introducing the JVC 1.5 Lux KY-27B and 2 Lux KY-19 Cameras.

**JVC**  
PROFESSIONAL

Get your paws on the newest breed of low-light shooters – JVC's KY-27B 2/3" 3-CCD and KY-19 1/2" 3-CCD video cameras.

These super-sensitive cameras have evolved by anticipating the ever-changing demands of the toughest video professionals. As a starting point, we utilized the technology of the renowned KY-27, and sharply improved several of its key features. For instance, a unique CCD pixel readout system enables the KY-27B to shoot in light as low as 1.5 Lux, and the KY-19 as low as 2 Lux. Also achieved are 750 lines of horizontal resolution, and a 62dB signal-to-noise ratio. The addition of new field production accessories like a Triax System permits operation up to 5,000 feet. Plus automatic features such as JVC's enhanced ALC, Extended Electronic Iris, Full-Time Auto White



and Full Auto Shooting provide easy operation, and continuous shooting in a wide range of field applications.

But there are high-performance upgrades that belong only to the KY-27B. Like 2/3" CCD's, which deliver higher sensitivity, and dramatically reduced vertical smear – all for just a tad more than the affordably priced KY-19.

We realize different people have different needs, as well as budgets. And what better way of satisfying both, than by offering you a choice of two superb cameras. At JVC, we don't just meet your needs...we anticipate them.

For more information on the KY-27B and KY-19 cameras, or for the name of your nearest JVC dealer, please call **1-800-JVC-5825**.

Circle (4) on Reply Card

**JVC. The three most important letters in S-VHS.**



By Dawn Hightower,  
senior associate editor

## Broadcasters seek proposals for COFDM transmission hardware

A group of broadcast organizations has issued a call for a coded orthogonal frequency division multiplexing (COFDM) system for evaluation as an advanced TV broadcast transmission subsystem.

COFDM uses hundreds or even thousands of individual, closely spaced carriers to carry digital information. COFDM's multiple carriers offer potential advantages for broadcasting including increased multipath immunity, improved spectrum efficiency, optional on-channel repeaters and greater flexibility.

The Request for Quote (RFQ) being issued includes target performance specifications and requirements for an optimum COFDM system for digital terrestrial TV broadcasting in North America. The RFQ is being issued by the COFDM Evaluation Project, a limited liability company formed by several broadcast organizations under the auspices of Capital Cities/ABC, Fox Broadcasting, the Association of Independent Television Stations (INTV), the Association for Maximum Service Television (MSTV), the National Association of Broadcasters (NAB) and the National Broadcasting Company (NBC).

An expert group of the FCC Advisory Committee on Advanced Television Service found that COFDM warranted monitoring, but noted there have been no plans to create a 6MHz COFDM hardware system that could be evaluated in the United States in the current advanced TV process. Meanwhile, COFDM is being developed in Europe and Japan as the basis for next-generation radio and TV digital broadcasting. The COFDM evaluation project is being established to evaluate the technology for TV transmission and determine whether it's a superior system for digital terrestrial TV broadcasting.

For a copy of the RFQ, contact Lynn Claudy at NAB at 202-429-5340 or by fax at 202-775-4981. For more information on the COFDM Evaluation Project, contact Michael Sherlock at NBC at 212-664-5531 or by fax at 212-664-7070.

## CBS stations to equip all outlets with ATSC ghost cancellation system

All of CBS TV stations' owned and operated outlets will be equipped to transmit the ATSC-adopted Philips Ghost Cancellation Reference (GCR) signal by the end of this year. This will allow the CBS stations to offer an improved picture to viewers experiencing ghosting in their operating areas when consumer de-ghosting products come to market in 1995 from Philips.

WCBS-TV New York, KCBS-TV Los Angeles, WBBM-TV Chicago, WCAU-TV Philadelphia, and WCIX-TV Miami have made the nominal investment in equipment necessary to transmit the GCR signal. The two other CBS owned and operated stations - WCCO-TV Minneapolis and WFRV-TV Green Bay - plan to add the equipment in the second half of this year.

Preliminary results of an NAB Science and Technology survey indicate a dramatic increase in U.S. TV stations transmitting the GCR signal. The latest findings, drawn from 703 responses of 1,200 stations contacted during May and early June of this year, show a 66% increase in stations transmitting the ATSC-adopted GCR signal. This is compared to results of the previous survey conducted last year.

The GCR signal was unanimously adopted by the ATSC (Advanced Television Systems Committee) in 1992 as its own national standard, and has since received the endorsement of the International Telecommunications Union (Geneva).

A joint team of engineers and product marketers from Philips Consumer Electronics company, Knoxville, TN, and Philips Laboratories, Briarcliff Manor, NY, is on schedule to deliver the color TV industry's first consumer de-ghosting accessories in early 1995. Philips plans two compact Ghost Cancellers at under \$200. One will be specifically for Philips and Magnavox projection televisions. The other will be for use with the tuner of any VCR or cable decoder and any brand of direct view or projection color television.

Stations wanting more information about implementing ghost cancelling technology may order *Ghost Cancelling: An Implementation Guide*, from the National Association of Broadcasters' services department at 800-368-5644.

### EDITORIAL

Brad Dick, *Editor*  
Skip Pizzi, *Technical Editor*  
Steve Epstein, *Technical Editor*  
Dawn Hightower, *Senior Associate Editor*  
Deanna Rood, *Associate Editor*  
Tom Cook, *Senior Managing Editor*  
Carl Bentz, *Directory Editor*

### ART

Ruth Knotts, *Associate Art Director*

### BUSINESS

Raymond E. Maloney, *President*  
Cameron Blishop, *Group Vice President*  
Dennis Triola, *Publisher*  
Tom Brick, *Marketing Director*  
Stephanie Hanaway, *Group Director, Special Projects*  
Kathryn Buckley, *Promotions Manager*  
Sandra Tomczak, *Promotions Coordinator*  
Dee Unger, *Director Advertising Services*  
Nancy Hupp, *Advertising Production Manager*  
Susan Jones, *Advertising Coordinator*  
Chris Coughlin, *List Rental Sales Representative*  
Doug Coonrod, *Corporate Art Director*  
Julie Neely, *Circulation Director*  
Customer Service: 913-967-1711 or 800-441-0294

### TECHNICAL CONSULTANTS

Eric Nell Angevine, *Broadcast Acoustics*  
John H. Battison, *Antennas/Radiation*  
Dennis Ciapura, *Radio Technology*  
Dane E. Ericksen, P.E., *Systems Design*  
John Kean, *Subcarrier Technology*  
Donald L. Markley, *Transmission Facilities*  
Harry C. Martin, *Legal*  
Curtis Chan, *Audio/Video Technology*

### MEMBER ORGANIZATIONS

Sustaining Members of:  
• Acoustical Society of America  
• Society of Broadcast Engineers  
• Society of Motion Picture and TV Engineers

Member, American Business Press

Member, BPA International



**BROADCAST ENGINEERING** is edited for corporate management, engineers/technicians and other station management personnel at commercial and educational radio and TV stations, teleproduction studios, recording studios, CATV and CCTV facilities and government agencies. Qualified persons include consulting engineers and dealer/distributors of broadcast equipment.

**BROADCAST ENGINEERING** (ISSN 0007-1994) is published monthly (plus three special issues) and mailed free to qualified persons within the United States and Canada in occupations described above. Second-class postage paid at Shawnee Mission, KS, and additional mailing offices. POSTMASTER: Send address changes to Broadcast Engineering, P.O. Box 12960, Overland Park, KS 66282-2960.

**SUBSCRIPTIONS:** Non-qualified persons may subscribe at the following rates: United States and Canada: one year, \$50.00. Qualified and non-qualified persons in all other countries: one year, \$60.00 (surface mail); \$115.00 (air mail). Subscription information: P.O. Box 12937, Overland Park, KS 66282-2937.

Authorization to photocopy items for internal or personal use of specific clients is granted by Intertec Publishing, provided that the base fee of U.S. \$2.00 per copy, plus U.S. \$0.00 per page is paid directly to Copyright Clearance Center, 222 Rosewood Drive, Danvers, MA 01923. The fee code for users of this Transactional Reporting Service is ISSN 0361-0942/1994 \$2.00+.00. For those organizations that have been granted a photocopy license by CCC, a separate system of payment has been arranged. Prior to photocopying items for educational classroom use, please contact CCC at 508-750-8400.

### CORRESPONDENCE

Editorial and Advertising: 9800 Metcalf, Overland Park, KS 66212-2215. Telephone: 913-341-1300. Editorial fax: 913-967-1905. Advt. fax: 913-967-1904. © 1994 by Intertec Publishing. All rights reserved.





**Constant  
Change.**



**Constant.**

### **ADC's New LightSwitch™ — The "Future-proof" Digital Router.**

As digital formats come and go, so does a lot of expensive equipment. But while changing formats often requires upgrading cameras, decks and other source equipment, it doesn't have to affect your switching system.

Introducing the new LightSwitch digital router from ADC. A switching system that literally doesn't care what format you use. By avoiding internal reclocking, the LightSwitch router is able to switch any true digital signal, regardless of format—even ones that don't exist yet! It can interface with either coax or fiber and features on-site matrix mapping, group takes, chop mode and RS232/RS485 control panel interfaces.

So, regardless of what digital format the future holds—from D1 to HDTV—turn on the LightSwitch router from ADC. For more information about LightSwitch or our digital video and audio fiber optic links and DAs, call us at 1-800-726-4266 or circle the reader service card below.



Circle (12) on Reply Card

[www.americanradiohistory.com](http://www.americanradiohistory.com)



# Editorial

## Hold the boat, there's a better way

Just when our beloved HDTV system is about to be christened, someone has shouted, "Hold the boat, there's a better way."

In early 1994, a report prepared for the Advisory Committee on Advanced Television Service (ACATS) revealed that Coded Orthogonal Frequency Division Multiplexing (COFDM) offered several potential advantages over the (then) proposed VSB and

QAM transmission systems. One of the most compelling reasons to consider COFDM, according to the committee's task force, was its ability to operate satisfactorily in severe ghosting conditions. Although the advantages of this technology seemed appealing, the Grand Alliance elected to proceed and ultimately selected the Zenith VSB transmission system.

But, hold the boat, there's now a movement afloat that might turn the tide from the current 8-VSB transmission system to COFDM. This radical, not to mention last-minute, suggestion is being offered by a group of leading broadcasters, networks and industry associations.

Under the auspices of Cap Cities/ABC, Fox Broadcasting, NBC, the Association of Independent Television Stations (INTV), the Association for Maximum Service Television (MSTV) and the NAB, a Request for Quote has been issued for the development of the necessary prototype hardware to perform the needed evaluations of COFDM. The initial development cost is expected to be \$1.2 million. Folding the system hardware into the Grand Alliance testing process will require additional funds. More problematic for broadcasters is the delay of nine to 15 months required to design and test the prototype hardware. Is it worth the delay and cost? Yes!


There was plenty of talk at the NAB show about COFDM and the advantages it claims to offer to broadcasters. Its ability to reject ghosts is only one. It would also permit the use of on-channel, gap-filling repeaters and allow the optional use of multiple medium-powered transmitters operating on the same frequency instead of a single high-power transmitter.

These are all crucial performance factors as far as broadcasters are concerned. With all the potential advantages, where's the problem?

First, COFDM offers no improvements for cable transmission. Hence, the cable industry isn't supporting the technology. Second, and more important, the time required to first develop the prototype hardware and then work it into the Grand Alliance test sequence could kill the whole idea.

It's important to keep in mind that we're going to be saddled with whatever ATV system is finally approved by the FCC for the next 20 to 40 years. If that system, as a result of technical choices made now, unfairly penalizes TV broadcasters with an inferior signal, everyone loses. Broadcasters lose and viewers lose.

Now is the time for stations to join together and support COFDM testing. A few months delay and a few million dollars spent to develop the best possible ATV system seems a small price to pay for something as important as the future of the broadcast industry.



*Brad Dick*

Brad Dick, editor





See spot.



See spot run.



See spot run without  
aggravating the entire audience because it's  
**too damn loud.**

Who needs the aggravation? With the new OPTIMOD-TV DIGITAL you never have to worry about poorly mixed programs, complaints from irate viewers, or advertisers devising

diabolical new ways to "punch" their sound. The 8282 handles it all quietly, digitally, and automatically. The OPTIMOD-TV is fully programmable to optimize audio processing of

your programs. And with built-in presets, general programming, news, sports, film, fine arts and other broadcasts will always sound great at home. Never too loud, too soft, or too spotty.

**orban**

**H** A Harman International Company

1525 Alvarado St., San Leandro, CA 94577 USA Phone 1•510•351•3500 Fax 1•510•351•0500.

© 1994 AKG Acoustics, Inc. Orban and OPTIMOD are registered trademarks of AKG Acoustics, Inc. All other trademarks are property of their respective companies.

Circle (13) on Reply Card

[www.americanradiohistory.com](http://www.americanradiohistory.com)

# FCC Update



## FCC amends rules governing LPTV

By Harry C. Martin and Andrew S. Kersting

The FCC has amended its rules and policies governing the low-power TV (LPTV) service. This will permit LPTV operators to request 4-letter call signs with the suffix "LP" rather than the current 5-character call signs that consist of letters and numbers. The FCC also modified its acceptance standards for LPTV applications, and expanded its waiver policy regarding terrain shielding.

- *Call sign requests.* By public notice, the FCC will establish a schedule by which licensees and permittees may apply for 4-letter call signs. Those stations that have been operating for the longest period of time will have the opportunity to apply first. Permittees will be required to certify that an equipment order has been placed, or that construction has begun.

LPTV operators may not request a call sign used by another broadcast station unless the stations are commonly owned or the LPTV operator has obtained the other station's written consent. In the event that identical requests are filed on the same day, the station with the longest, continuous broadcast operation under substantially unchanged ownership and control will be given priority. Full-power TV stations, as well as AM and FM radio stations, will prevail over an LPTV station should they request the same call letters on the same day.

- *New processing standard.* The FCC amended its acceptance standards and no longer requires LPTV applications to be "letter perfect." The FCC will accept applications that are substantially complete, and will give applicants an opportunity to cure defects or omissions. If the defect prevents FCC staff from processing the application, a deficiency letter will be issued. The applicant will then have 30 days to correct the defect. If the defect does not prevent processing of the application, a deficiency letter will not be sent until pre-acceptance studies have been completed or a subsequent defect prevents further processing. At that time the applicant will be given 30 days to amend its application. To prevent

undue processing delays, the 30-day period will be enforced. Corrected applications will be listed as "Accepted for Filing" in a public notice, in a lottery announcement for mutually exclusive applications or a proposed grant list for applications that aren't mutually exclusive.

Did your station meet the June 30 NRSC-2 deadline?

- *Terrain shielding.* Showings of non-interference to protected broadcast facilities on the basis of terrain shielding will be considered for all LPTV and TV translator applications. LPTV applicants seeking terrain shielding waivers should follow the existing criteria for demonstrating non-interference based on terrain considerations. This can be done by submitting either 1) detailed profiles of the terrain in pertinent directions toward the protected signal contours of potentially affected stations, or 2) letters of assent from the licensees of such stations agreeing that terrain shielding would prevent interference, but without surrendering the right to protection from any actual interference.

Mutually exclusive applicants may use either of these methods to demonstrate that their respective station proposals can co-exist without an interference conflict. The FCC will accept a satisfactory terrain shielding showing for the first time in response to a deficiency letter. The commission, however, urges applicants to address applicable terrain shielding conditions in their initial application.

### Regulatory fees for fiscal year 1994

This past March, the FCC issued a Notice of Proposed Rulemaking regarding the assessment and collection of annual regulatory fees. The FCC proposed to establish three classes of regulatory fees: small fees, standard fees and large fees. Private radio operators, who are subject to small fees, would be required to pay their fees for each year of their license term in advance at the beginning of the license term. Those subject to standard fees would pay their regulatory fee, in

full, on an annual basis. Regulatees subject to large fees (TV licensees with an annual fee exceeding \$12,000 and cable TV systems with an annual fee exceeding \$18,500) would be allowed to make two installment payments during each fiscal year.

Due dates for each fee category for the fiscal year ending Sept. 30, 1994, will be announced in a Report and Order. A draft order has been forwarded to the commissioners and is expected to be voted upon in the next few weeks.

The draft order proposes several different due dates for regulatory fee payments for the various services. The FCC will issue public notices announcing the deadlines for fee payments. It is expected to mail notices directly to regulatees informing them of the payment deadlines.

Following the FCC's release of the Report and Order, there will be a 30-day notification period prior to its effective date.

### Unattended station operation

In 1992, Congress amended Section 318 of the Communications Act. The amendment eliminated a provision requiring attended operation of all broadcast stations. Consequently, the FCC may now waive or modify the general requirement of attended station operation if the commission finds it would serve the public interest. The Mass Media Bureau is examining whether to permit unattended station operation and is awaiting a decision from Chairman Hundt concerning whether to go forward with its proposal. ■

### Date line

Annual ownership reports or ownership certifications for commercial broadcast stations in the following states must be filed by Aug. 1, 1994: North Carolina, South Carolina, Illinois, Wisconsin, and California. In addition, TV stations in California, and LPTVs and TV translators in Kansas and Nebraska, must file their renewal applications by Aug 1, 1994.

Martin and Kersting are attorneys with Reddy, Begley & Martin, Washington, DC.



# SADiE 2.1

There's a lot more behind a SADiE™ than you might think. Our job doesn't finish when you purchase your SADiE™ system.

For a start you can telephone for advice, support or just a chat from early morning 'til late evening, seven days a week and because we combine our sales and service into one customer support operation, you'll most likely be speaking to the same person that sold you your SADiE™. And if your system stops working ( don't let anyone tell you "break-downs never happen!" ) customer support will get you up and running again as rapidly as possible. As our support team often work

with clients on actual projects, we really understand SADiE™ and the pressures of audio production. Every SADiE™ user has the latest software - we know you are the best advertisement for SADiE™ so free software updates are a sound investment for all of us.

Finally, we don't try to make money out of maintaining your SADiE™ - an extended 3 year hardware maintenance contract will cost you less than \$1,500 and you don't have to purchase it until the end

of the 12 month free maintenance period. The price of a SADiE™? - same as ever - a complete system for \$9,995 (plus the odd local tax, duty and delivery, where applicable)

## NEW IN VERSION 2.1

fader, pan and mute automation

auto-conforming

machine control

CMX support

even faster editing

background networking

playlist overview

CD-R support

all this in addition to SADiE's phenomenal editing and proven audio processing capabilities.



## It's the little things that matter



FOR FURTHER INFORMATION CONTACT:

Studio Audio Digital Equipment Inc  
1808 West End Avenue,  
Suite 1119, Nashville, Tennessee 37203 USA  
TEL: +1 615 327 1140  
FAX: +1 615 327 1699



Circle (15) on Reply Card

SADiE™ DISTRIBUTORS WORLDWIDE

Argentina Kappa T 081 31 0818 F 081 31 1493 • Asia Pacific VW Marketing T +44 372 728481 F +44 372 724009 • Australia TVC T 09 249 6688 F 09 249 6858 • Canada JSGS Ltd. T 416 751 7907 F 416 751 7975 • Denmark SC Sound T 43 99 88 77 F 43 99 80 77 • Finland by HedCom AB T 90 682 866 F 90 682 8489 • France Coach Audio T 87 77 00 00 F 87 77 01 21 • Germany Stefan Mayer Audio Engineering T 0 6851 6519 F 0 6851 6519 • Israel Sontronics Electronic Equipment T 03 5705223 F 03 6199297 • Korea Avix Trading Co. Ltd. T 02 565 3565 F 02 565 3561 • New Zealand Videx T 09 444 6085 F 09 444 3837 • Philippines Tracks T 2 631 3277 F 2 631 3267 • Poland Unico T +44 223 63025 F +44 223 301488 • South Africa Tru-fi Electronics SA (Pty) Ltd T 011 462 4256 F 011 462 3303 • Spain Lexon T 93 203 48 04 F 93 280 40 29 • Sweden Tranzicom T 08 730 3710 F 08 730 5125 • Switzerland Media Solutions T 064 41 57 22 F 064 41 00 35 • Taiwan Acesonic T 2 716 8896 F 2 719 2065 • Thailand KDM Trading T 2 318 2724 F 2 318 6186 • USA SADiE Inc T 615 327 1140 F 615 327 1699 •

\*Windows is a registered trademark of Microsoft Inc. Studio Audio & Video Ltd reserve the right to change specifications without prior notice.

# Strictly TV



## Line 21

By Curtis Chan

The FCC and the EIA have been busy at work structuring changes in FCC regulations governing the use of line 21 captioning and data services. The new changes impact not only broadcasters, but manufacturers and viewer-activated information providers as well. Specifically, line 21 addresses the government-mandated CaptionVision (CC), a closed-captioning capability available in all 13-inch or larger TV sets made after July 1, 1993. Currently broadcast on line 21, field one of the VBI, CC may be expanded to provide field 2 services, such as dual-language captioning and verbatim vs. easy-reading captions. A new entrant is the upcoming availability of Extended Data Services (EDS), but first here's a quick look at line 21 history.

---

*Text and EDS have equal priority after captioning information.*

---

### Before and after obsolescence

Before EDS, four services were available for captioning and text data on line 21, field 1. The first was synchronous (synched with audio programming using time code) captioning for the hearing impaired. The second through fourth offerings were for a second language and two additional text services that may or may not be program related. To activate the service, a special signal was used on the first half of line 21, field 2 to enable the closed-captioning decoders. The second half of line 21, field 2 carried the beginning of active video. The soon to be standard (now known as RP-EIA-608) allows line 21, field 2 to include additional captioning and data services, effectively doubling line 21 capability.

Currently, four captioning and four text services are available plus the EDS. CC1 is the primary language captioning data

that must be in sync with sound. The secondary synchronous caption service (CC3) is an alternate captioning data channel used for second-language captions. The special non-synchronous channels (CC2, CC4) carry data to augment information carried in the program and need not be in sync with the sound. In fact, delays of several seconds are to be expected. Text and EDS have equal priority after captioning information. Also, the EDS packets break down into several packet types. These include current and future program information, and different types of multiple fields (program length, title, length of show and type of show). These various formats open up a diversity of profitable opportunities.

### What is EDS?

The line 21 group of packets offers many opportunities for information providers. EDS provides instant access to current and future program information, such as title, length of show and description. EDS may also provide disaster and weather alert information, program I.D. during commercials and pre-programming selection service. In addition, the ability to identify what network and local station you're watching and the ability to push a remote-control button labeled with a network's name on it are possible. Other possibilities include automatic programming of decoder VCRs to extend or delay recording if a program's start or finish time changes, automatic setting of VCR and TV clocks, and specialized programming from the broadcaster. All of these options are viable and we should see some implemented into TV receivers by year's end.

### EIA-608

As mentioned earlier, EIA-608, prepared by EIA's subcommittee on TV Data Systems (TDS), is a book of voluntary industry technical standards for line 21, field 2 data services. It was drafted in 1993 to provide users with recommendations for transmitting data services information including the coding structure for EDS packets, EDS packet priority levels and EDS packet transmission scheduling.

For broadcasters, the first priority is to clear the line 21, field 2 channel. This can be done by canceling the Barker Code being placed in field 2 by EEG Smart and Simple closed-caption encoders. The Barker Code is an obsolete signal that will interfere with captioning and EDS data in programming material. SoftTouch has a free Barker Code cancellation kit.

---

*EDS provides instant access to current and future program information, such as title, length of show and description.*

---

To prepare for EDS, all that's needed is a computer and a text editor. The digitized format can then be converted to EDS encoder-friendly formats. Also, companies like TV DATA can take program schedules and download the appropriate information via modem to local stations that have the EDS encoders.

The benefits to broadcasters and advertisers are many. For the broadcaster, viewers can access information as needed, or have it on-hand during a program. Broadcasters will also have the opportunity to develop their own EDS applications that could include interactive television, home information and home shopping. For that matter, broadcasters can create a profit center by providing advertisers with extended marketing services for show-related products. In fact, EDS gives advertisers instant feedback as commercials air. Commercial monitoring could help advertisers who want to ensure their commercials air as per the contract. By combining commercial monitoring information with viewer response data, advertisers can adjust their creative programming focus accordingly. ■

Chan is president of Chan and Associates, a marketing consulting service for audio, broadcast and post-production, Fullerton, CA.

➔ For more information on SoftTouch, TV DATA circle (300) on Reply Card.







# Management



## Equipment acquisition

### *Planning and strategizing equipment purchases*

By Rick Morris

Jane's station saw tough days in the last recession. Her staff had been cut, her parts budget had been slashed, and the equipment replacement budget had been near zero for a couple of years. As the economy picked up, so did the station's business. But the policy of "deferred replacement" was catching up with the station. Her responsibility as chief engineer (CE) turned from being innovative at making do, to having a technical vision for the success of the business.

Technical equipment is the "heart" of the broadcast facility. Part of a chief engineer's job is to manage the station's equipment resources to achieve the goals of the broadcaster. This requires that the CE plan for *equipment replacement, equipment upgrades and technological advances.*

### Equipment replacement

Broadcast equipment begins to wear out the moment you begin to use it. Responsible engineering managers must have the foresight and prudence to plan for replacement costs. How do you determine when a piece of equipment will wear out? Primarily through experience. At the time of each equipment purchase (called a capital acquisition because you are buying a piece of equipment that will be capitalized under accounting procedures and Internal Revenue Service rules), a lifetime needs to be assigned to it. These lifetimes are based on broad categories and experience. For example, a camera used for ENG in a busy news organization may last up to three years; a transmitter may have a useful life of 15 to 25 years.

Create a chart of your major pieces of equipment, their in-service dates and their projected end-of-useful lifetimes. Some items will theoretically need to be replaced several times over the period of the chart. Actual replacement costs may not go by the chart because you will find opportunities to get a couple of extra years on individual items by extending equipment life through proper maintenance. Your station may decide to drop

or change activities supported by some of the equipment, or changes in technology will eliminate the need for some items. The replacement chart will, however, give you a beginning point for keeping an ongoing business technical facility in operation. Limit your consideration to the next five years worth of equipment replacement. One piece of good news in equip-

*Create a chart of major pieces of equipment with their in-service dates and projected end-of-useful lifetimes.*

ment replacement is that technological developments may also have the effect of reducing the costs of equipment. Today, you can purchase several videotape recorders for the same price as a single 1-inch VTR when they were first introduced, the price-per-crosspoint of routing switchers has dropped and cameras are a better value every year.

### Interim upgrades

Sometimes equipment needs to be replaced before it reaches the end of its useful life. The requirements for these equipment upgrades also need to be included in your projections. To accomplish this will require an ongoing dialog with other departments to determine their needs. For example, in order to remain competitive, the news department may need to rebuild the news edit suite and add new effects and capabilities.

### Technological advances and long-term thinking

Ask yourself questions about business issues, such as efficiency (how you can save money) and reliability (how you can reduce downtime and keep maintenance costs to a minimum). What about competition issues? Can you suggest a technology solution to management? CEs should be thinking how new technology, tape-

less camcorders for instance, might fit into their plans; how serial digital will fit into their future; and what automation and digital information transfer could mean to their station.

### The 5-year capital acquisition plan

Develop a 5-year plan that looks forward over the next five years. This long-term approach will permit you to conceptualize and plan for a technical vision of the station. It will let you look for the best solution to your technical issues, allow you to plan larger and more expensive projects, and help you to look at trends in technology.

The long-term equipment purchase budget integrates the three major types of equipment technology planning. (A new routing switcher, for example, may replace one that can no longer be maintained, upgrades to stereo audio with time code, and is sufficient for HDTV.) Each year you will need to review your equipment purchase plan and consider whether the technology you anticipated being available is ready for your station, whether your spending plans are the same as projected, and whether there are any new operational developments.

Have your accounting department participate in the planning decisions. Although many engineers may think the financial office is an obstacle to getting approval for purchases, one of the challenges of engineering management is educating, communicating and justifying your needs to upper management. Your objective is to win support for your plans. If the accounting department knows how long equipment lasts, when replacement is required, and the other business reasons for equipment acquisition, they will take ownership for the plans that they participate in developing with you. It will be easier to get your spending plans approved if the financial office concurs with your plans. When you submit your equipment requests each year, management should be supportive because they gave input and participated in the process.

With foresight, intelligent planning and involvement, the equipment budget process can be easier. ■

Morris is an assistant professor of radio/TV/film at Northwestern University. He is a former chief engineer and a former manager of engineering and maintenance for a major TV network.





## Your Ideal System By Design. Not Luck.

You're planning a broadcast system where multiple components from many suppliers must be precisely integrated.

Where proper system design will be as critical to long-term performance, reliability, and functionality as the quality of the components themselves.

You need more than luck.

Turn to a source with the experience and the expertise to help you avoid costly mistakes.

Turn to a source that designs

systems at every degree of complexity on a daily basis, not just occasionally.

Turn to Harris Allied, where it is our business to understand the full scope of technology and its integration.

From the beginning, you will find we are responsive to your needs, your priorities, and your budget. You will find we carefully listen then analyze your requirements before we propose a system.

You will find we will provide any level of assistance you desire, from initial concept and design through final installation, testing and commissioning.

If we can be of service, please contact us:

### **RF Systems:**

Telephone: 217-222-8200

FAX: 217-224-1439

### **Video and Audio Systems:**

Telephone: 606-282-4800

FAX: 606-283-2818



# Production

## Computer-assisted logging

By David Leathers

Many interesting computer products are in development. Some, like AutoLog from Pipeline Digital of Kaneohe, Hawaii, work well, have a variety of uses and are affordable and useful right now. AutoLog is a simple and flexible tape logging program that can be used to log tapes on a set or prior to an editing session.

It can preset the time code of a record machine, roll the machine in record, display video at any size on the computer RGB monitor, select time-code marks with picons (picture icons) on the fly and add them to a custom-formatted list. If you then click any time-code mark or picon in the list, the machine will cue and replay on command.

AutoLog comes packaged in a 3/4-inch tape box. It consists of a single disk, an easy-to-read 30-page manual and a cable that connects any Mac modem port to the 9-pin serial control port of a professional VTR. Simply load the program onto your hard disk, connect the cable to the VCR and you're ready to log. There's no hardware installation required. Digitizing video, however, requires a digitizing board. A RasterOps Media Time Display adapter video and audio digitizing and display board were added to our Mac IIFX.

AutoLog doesn't do audio, but the MediaGrabber software from RasterOps that came with the board could perform basic Quicktime movie digitizing. This setup also offers a good mid-range solution for digitizing video and sound for other Quicktime programs, such as Adobe Premiere and Macromind Director. AutoLog also doesn't do L or S video control, it is strictly for professional serial machines.

The machine control of AutoLog is excellent. It makes professional machines using an RS-422 port act like they're being controlled by a professional edit controller. Even the fast ballistics of Sony Betacam decks were easily handled. It can log tapes in playback mode or can control the machine's record functions. This makes it ideal for video assist work



as well as script supervising on set.

With tape rolling, the AutoLog accurately marks "in" and "out" points on the fly by the click of the mouse or equivalent keyboard commands. With the frame grab feature engaged, by holding down the shift key and marking a point, it adds a PICT to the list. Unlimited notes and comments can be added to each mark. The program will even keep track of reel, scene and take numbers.

Select any two points and the program



Dubner International's Scene Stealer.

will calculate the duration and add it to the list. Select any point or PICT in the list and the program will cue directly to it on command. Use the GoBak command and the machine will instantly stop, rewind the preset preroll amount and play the section again. This is a great feature for transcribing dialogue.

AutoLog can also translate and save lists and PICT files to AVID, EMC and DFX formats. This allows pre-edit logging for those systems to be done on a relatively modest system, without tying up an expensive editing system. This is no trade-off either. The machine control and ease of manipulating the list make it a pleasure to use.

AutoLog is not an editor, an animation controller, audio recorder or video recorder. But it fulfills a certain niche that overlaps and provides continuity in the areas of video assist/video recording, script supervision, tape logging and preparation for on-line editing. The bottom line is that it has the potential to increase productivity and creativity while mini-

mizing the time spent and duplication of efforts in handling the material from the set to the edit session.

### Scene Stealer

The name of this product from Dubner International was coined from the old actors' adage about not working with children or animals because they would steal the scene. However, this is computer theft, and Scene Stealer can steal more scenes in an hour than all the kids and dogs in history.

Scene Stealer is a fully automated tape logging system that grabs and saves video, detects scene changes and creates a time-coded log. It works by using a sophisticated algorithm that compares the pixels in each frame of video and flags the frames where the scene changes. It is surprisingly accurate and the sensitivity can be tweaked by the individual user.

Scene Stealer comes as a single board with a single BNC connector and software that plugs into a 386 or 486 PC. It works with most available VGA and SVGA displays. Using an RS-232 to RS-422 adapter cable (not supplied), it can control serial tape decks and read time code.

Most of the parameters of Scene Stealer's operations are software programmable, including the frequency of frames stored and the configuration of the display. Once captured, the scenes can be played back and annotated. Frames can also be printed out. Ultimately, the video is erased and the log and notes are converted to a CMX340 format EDL that can be exported to other programs.

Scene Stealer is compatible with Imagine's Executive Producer Library Software and Creative Labs' Sound Blaster. This adds an audio record capability and subsequent review of captured scenes with audio. It's a great system that is like no other that we've seen. It's also a time saver. ■

➔ For more information on AutoLog, circle (301), and for information on the Scene Stealer, circle (302) on Reply Card.

Leathers is president of Eye Square, and director of Broadcast Engineering and Video Systems Digital Media Lab, Hollywood, CA.



# When Media Pool was revealed, something happened to the idea of tapeless recording.



Media Pool is the video server system from BTS that is shattering everyone's idea of what tapeless recording should be. BTS for the first time revealed idea shattering features such as:

**Expandable Time** from 10 minutes to hundreds of hours of video on-line!

**Expandable Channels** from one user to a dozen or more can have simultaneous real-time access to the entire pool of storage.

**Variable Data Compression** from full bandwidth 10-bit CCIR 656 video to any level of compression, you choose the quality of each video clip.

**Unparalleled Reliability.** RAID error correction perfectly corrects all errors and disk failures. Redundant hot swappable drives, electronics, power supplies and fans guarantee that you stay operational when your revenue stream depends on it.

**Media Pool provides the first professional video alternative to tape.**

## BTS

Call toll-free (800) 962-4BTS  
Outside the U.S. and Canada,  
call (305) 584-4700

A PHILIPS COMPANY

Circle (6) on Reply Card

[www.americanradiohistory.com](http://www.americanradiohistory.com)



# Troubleshooting

## Industrial computers

### Attributes and advantages

By Alex Guthauser

The operating environment of today's broadcast facility is certainly cleaner than that of the average pulp and paper mill. But when it comes to everything that a chief engineer has to do to keep the evening news on the air, is the facility any less industrial? Not really. This may explain why ruggedized PCs, originally developed for harsh factory floor environments, are finding favor among broadcasters.

Whether it's for a milling machine or a multichannel video playback system, ruggedized PC systems can quantifiably improve these operational issues:

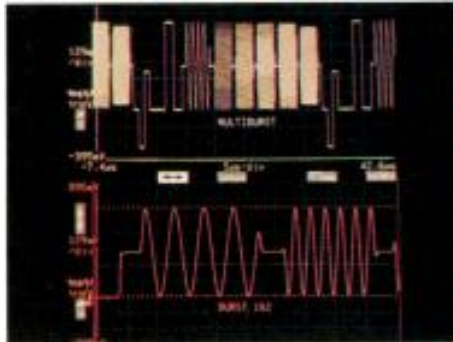
- Increasing PC reliability via higher component mean-time between failure (MTBF).
- Reducing downtime via lower mean-time-to-repair/replace (MTTR).
- Allowing greater expandability for present and future needs.
- Optimizing installation space requirements through rack-mounting.
- Lowering overall operating costs through a more cost-effective use of available technology.

There are fundamental differences between industrial computers and their office-style counterparts. Deciding which is best for a particular application depends as much on *where* as it does on *what*.

#### Hardware characteristics

First, consider what your minimum requirements are in the following areas:

- **Cost:** All else being equal, industrial PCs are more expensive because they are built to withstand the abuse of operating in a harsher environment. This requires costlier, more robust components, redundant fans and filters, EMI/RFI shielding, tighter specs and more, all of which boost the cost of manufacturing. If the operating environment is high-temperature, electrically noisy or I/O-intensive, most users think that investing in the more rugged and flexible system is justified by the increased price/performance ratio.
- **Reliability:** Regarding MTBF, a fully ruggedized industrial PC system should be



good for 100,000 to 150,000 power-on hours (POH) vs. 15,000 to 30,000 POH for a good quality office-type unit. This is due as much to the use of more robust components as it is to extra cooling and filtration, which causes system components to last significantly longer by dissipating excess heat. For mission-critical applications (such as live on-air systems), more durable PCs are recommended because their reliability under stressful environmental conditions has been proven to be up to five times greater. Remote/mobile applications can also benefit from industrial PCs because of their superior shock and vibration tolerance.

- **Serviceability:** If MTTR is important to the application, consider that the passive backplane bus structure of the industrial computer allows major system components (including power supplies, feature cards and even the CPU) to be swapped out in five minutes or less. Compare this to as much as two hours for a typical office computer's motherboard installation. When problems occur, motherboard systems are often highly labor-intensive and, therefore, costly to repair.

- **Card slots:** A major advantage of the industrial PC form factor is the number of expansion slots allowed by the unit's passive backplane bus architecture. Most office units allow a maximum of around eight feature cards per chassis, vs. up to 20 for some industrial chassis.

- **Upgradability:** The industrial computer's intrinsic compatibility from one revision to the next allows users to upgrade their 286, 386/SX, 486 or Pentium plug-in CPU boards for use with their existing passive backplanes without having to disconnect their system wiring or buy a new PC.

- **Cooling and filtration:** The main cause of premature component failure is the heat generated by card-intensive applications. For example, digital signal processors generate tremendous amounts of heat inside a PC enclosure, exacerbated by high-power-usage CPUs or multiple processors. A 20-slot industrial computer system chassis can compensate for this by augmenting its natural convection cooling with up to six 45cfm cooling fans

that eliminate any hot spots in the enclosure. Good design sets a uniform internal ambient operating temperature around 30°C (86°F). Though broadcast facilities are generally clean, multiple filters can be used to reduce the heat generated by the normal ingestion and build-up of dust and other airborne particulates into drives and other electronic components.

**Industrial PCs' reliability under stressful conditions has been proven to be up to five times greater.**

- **Mounting:** Office-style systems are somewhat limited in the way that they may be installed, which is usually on a tabletop, beside or under a desk, or sitting on the shelf of a rack enclosure. Industrial systems come with a variety of mounting options including wall-mount, tabletop, embedded and rack-mount. The most popular and space-effective are 19-inch racks, which allow mounting and easy access for as many as 10 industrial chassis in the same enclosure.

- **Noise rejection:** EMI/RFI abounds in a broadcast facility. It can cause many problems, including loss or disruption of data. The type of plastic housings that typically come with office-style computers do little to shield sensitive components from electrical noise. Most industrial systems come with steel or aluminum housings, which do an effective job at filtering out noise and provide better grounding.

Ultimately, the application should determine which type of PC system to buy — office-grade or industrial. Either way, to achieve maximum utility from your investment, consider present and future needs, and then specify the system that provides the best performance value for the application.

Next month will focus on how to select and configure an industrial PC.

Guthauser is regional sales manager at Industrial Computer Source, San Diego. Respond via the BE FAXback line at 913-967-1905



Even the so-called "digital" monitors merely convert your digital video to an analog signal and then process it. The result? Artifacts such as dot crawl remain visible.

The true Digital Signal Processing in Panasonic's AT-H1905D makes these artifacts virtually invisible, so that the integrity of the digital signal (and your hard work) is retained.

People who want the complete picture, like All Post, who recently converted their entire Burbank facility to Panasonic AT-H1905Ds, look to Panasonic first. Because Panasonic is First in Digital Video.



Simulated picture

	Panasonic AT-H1905D	Other
Serial Digital Input	Standard	Optional (w/adaptor)
Parallel Digital Input	Standard	Optional (w/adaptor)
Subcarrier Attenuation	> 40dB	> 24dB

# Why Show Digital Video On An Analog Monitor?

**Panasonic**  
Broadcast & Television Systems Company

For more information call: 1-800-528-8601 (Upon request enter product code 19) One Panasonic Way, Secaucus, NJ 07094.

# Technology News

## Asynchronous Transfer Mode (ATM)

By Curtis Chan

By now, almost everyone has heard the much-hyped phrase "ATM will be one of the enabling technologies of the information highway." Recently, a number of top IC manufacturers, including AMD, Fujitsu, Integrated Telecom Technologies, National Semiconductor, Standard Microsystems and TI have jumped on the ATM bandwagon with committed silicon. ATM promises high-speed, switched, variable bandwidth "virtual" channels within broadband networks. It's ideal for video, audio, fax and file transfers over copper and fiber lines because the ATM protocol stack is a switched, multiplexed protocol that permits transmission of many types of mixed signals.


---

*The ATM protocol stack is a switched, multiplexed protocol that permits transmission of many types of mixed signals.*

---

### What's so great about ATM?

ATM communications offer greater flexibility and efficiency over traditional LAN structures because it's a switched and multiplexed technology. Existing data communications networks use shared-media access techniques to grab a specific information stream from a broadcast signal. An ATM network, however, employs a switched and multiplexed architecture that establishes a temporary, dedicated channel within the bandwidth of the transmission path. Once this "virtual" channel is established, data packets need only carry the name of the channel with them rather than explicit routing information. This reduces overhead significantly. In addition, the 53byte data cells permit multiplexing of many datastreams in a broadband channel while still maintaining a fixed-time relationship between data cells. This attribute is im-



portant for time-sensitive transmissions like real-time voice and video.

The ATM protocol follows the 7-layer Open Systems Interconnection (OSI) model of the ISO. (See "Troubleshooting LANs," April through June 1994.) The protocol covers the reference model's physical layer (1) and link layer (2). Within the two layers, the ATM protocol further separates the functions it performs into sublayers. Sublayers include the ATM adaptation layer (AAL), an ATM layer (ATM) and sublayers in the physical layer (PHY).

The AAL is the bridge between native data and the ATM network. Data to the AAL layer is broken down into 48byte packets, then passed to the ATM, which adds a 5byte header for routing and control information and an 8-bit error correction code (ECC) header. The ATM layer also multiplexes the packets onto their virtual channels to assure sequential delivery of packets and monitors various performance criteria. The created ATM packets are then passed to the transmission-convergence (TC) sublayer within the PHY layer.

The final stage is through the physical medium-dependent (PMD) sublayer where cells are buffered to match the allocated rate of the datastream and converted into either an optical or electrical signal for transmission. When receiving data, the PHY layer synchronizes the bitstream and recreates the packets in a process known as cell delineation.

### Ins and outs of the physical layer

At the physical layer, ATM packet data can be sent via copper or fiber. Using twisted pair unshielded wire, data rates of up to 155Mb/s can be sent up to 300 meters. The PHY/TC layer can offer many ways to prepare and digitize cells for conversion into robust analog datastreams and to recover data at the other end. This has given way to multiple variations on transceiver chip design for copper and fiber. This is because the ATM layer definition outlines the PHY/TC layer, which uses techniques that insert predefined characters to define the start of cells and the space between cells in the datastream.

Because of the many solutions available to the PHY layer, it's possible that a single LAN may include two or more types of transmission media. To help simplify things, the ATM Forum, which is made up

---

*Be aware that the one-chip ATM processor isn't a panacea for all applications.*

---

of interested companies and users, has created a signal convention known as Utopia. Basically, Utopia defines an interface that provides separate transmit and receive data paths as well as control handshake lines. It also provides an interface that allows the system processor to set control parameters and perform self-test functions within the PHY layer.

### Beware of the one-chip solution

Like all semiconductors, not all chips are designed the same even though they serve the same purpose. This holds especially true for ATM chips that address the ATM layer functions. For instance, while some chips employ an on-chip buffer, other companies leave this function to an external RAM chip that is useful if the forecasted data flow will have frequent burst rates exceeding the preferred channel bandwidths. Be aware that the one-chip ATM processor isn't a panacea for all applications (sounds like tape formats). In fact, the one-size-fits-all chip may span the entire set of ATM layers, and the user winds up paying for additional features that may not be needed.

Luckily, custom ATM ASICs are on the way so that it may be possible to design in some or all of the ATM functions along with custom logic that's tailored to the application. The bottom line to developing a cost-effective solution to future communications needs is to match chip-set capabilities to system requirements.

Chan is president of Chan and Associates, a marketing consulting service for audio, broadcast and post-production, Fullerton, CA.



**WHEN IT CAME TIME TO OFFER  
A BONUS WITH OUR  
A82 AND A83 SWITCHERS, WE KNEW  
YOU'D WANT SOMETHING OUTRAGEOUSLY  
VALUABLE AND TOTALLY WARPED.  
SO WE'RE GIVING IT TO YOU.**

You want something incredibly valuable? Buy our A82 or A83

Digital Switcher with a 100 second Cache Recorder. Its multi-element  
timelines give you visual, independent control of effects on each  
section of the switcher plus the A57 or any other peripheral devices  
under switcher control.

Then, get this.


We'll throw in an A57 Digital Effects System—FREE.\*

That's tens of thousands of dollars worth of every effect imaginable.

Not to mention some unimaginable.

But call soon. Even our switchers can't make the A57 price tag

dissolve forever. Offer expires 9/30/94.



**Abekas**  
A Carlton Company

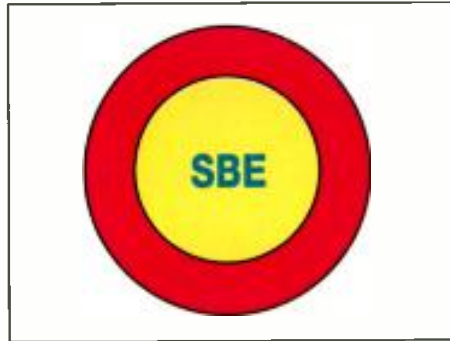
**a radical  
departure**

\*Buy an A82 or A83 standard (2ME), Control Panel, 100 second Cache Recorder with LINC and receive the A57 Standard System and Control Panel free. No other discounts apply.  
For Details: 415-369-5111 • Atlanta 404-451-0637 • Chicago 708-699-9400 • Dallas 214-385-4544 •  
Los Angeles 818-955-6446 • New York 515-939-9000 • San Francisco 415-599-3078

**Circle (8) on Reply Card**

[www.americanradiohistory.com](http://www.americanradiohistory.com)

# SBE Update



## Planning under way for SBE Engineering Conference

By Jerry Whitaker

Los Angeles will be the site for the first annual World Media Expo, a major industry event formed through the merger of four formerly separate trade shows. The convention, which will run from Oct. 12-15, combines the following events:

- SBE National Engineering Conference
- NAB Radio Show
- SMPTE Technical Conference
- RTNDA International Conference

All four organizations have pulled together to sponsor one large exhibition. Each group will offer its members a complete series of seminars targeted to their specific disciplines. A single exhibition floor, managed by the NAB, will permit attendees from each group to view the latest in broadcast and professional video/audio equipment. World Media Expo is expected to become a must-attend event, just as the big spring NAB convention is today.

### Structuring the big event

During the planning process for World Media Expo, each association carefully considered how the overall event should

be structured to best serve their memberships. From SBE's standpoint, it was clear from previous experience with the SBE National Convention that the society's strength is in organizing technical sessions, not trade shows. For this reason, SBE was pleased to give up that responsibility to NAB, which has a superb record of organizing and running conventions. The SBE portion of World Media Expo will duplicate the excellent technical sessions presented at previous SBE National Conventions, but all exhibition activities will be handled by NAB. This business arrangement will work well for both organizations.

The combined convention will in no way reduce the independence of SBE in putting together technical sessions targeted at the needs of its members.

The SBE Engineering Conference is being organized by a committee consisting of the following individuals:

- Dane Ericksen
- Douglas Garlinger
- Marvin Born
- David Carr
- Jerry Whitaker

Additional input has been provided by Jim Wulliman, who is spearheading the

Ennes Workshop program.

The major components of previous SBE National Convention technical seminars will be preserved for the combined show. A full day of Ennes Workshops will be held the day before the exhibition opens. Technical sessions will run for three days, with radio and TV tracks. A ham radio reception also will be held, in addition to the SBE awards banquet.

At this writing, work on refining the session papers had shifted into high gear. Extensive promotion of the final program will be done during the summer months to SBE members and non-members who may want to learn more about broadcasting in general, and SBE in particular. A general outline of the technical session plan is given in Figure 1.

The October Conference will mark the first time an SBE national event has been held in Los Angeles. Key members of Chapter 47 have generously offered their assistance in planning various events and in helping to ensure that the show goes smoothly.

Some concern has been expressed about possible transportation problems in the Los Angeles area resulting from the earthquake earlier this year. The city, however, has done a superb job in making the necessary repairs to freeways and bridges.

Crews are working 24-hours-a-day, seven-days-a-week to fix the remaining problems. By the time October rolls around, the transportation system should be back to normal insofar as most visitors are concerned.

The SBE Engineering Conference urges all SBE members to take advantage of the technical program planned for October. We are certain you will find it interesting and informative.

Whitaker, an industry analyst and the author of numerous technical books, is chairman of the 1994 SBE Engineering Conference.

1994 SBE ENGINEERING CONFERENCE - TENTATIVE SCHEDULE						
	WEDNESDAY, OCT. 12	THURSDAY, OCT. 13	FRIDAY, OCT. 14		SATURDAY, OCT. 15	
AM	ENNES WORKSHOPS	REGULATORY- GEN. SESSION	AM/FM MODULATION PART I	HDTV - PART I PLANNING FOR HDTV	DIGITAL TECHNOLOGY FOR RADIO PART I	DIGITAL TECHNOLOGY FOR TV PART I
		FCC VS. FAA				
		REGULATORY- GEN. SESSION	AM/FM MODULATION PART II	HDTV - PART II STUDIO PLANNING	DIGITAL TECHNOLOGY FOR RADIO PART II	DIGITAL TECHNOLOGY FOR TV PART II
	AUXILIARY BROADCASTING					
	LUNCH			LUNCH		
PM	ENNES WORKSHOPS	GEN. SESSION- BROADCAST MANAGEMENT	NEW TECHNOLOGY FOR RADIO REMOTE BROADCASTING	HDTV- PART III RF SYSTEMS	GEN. SESSION- COORDINATES SYSTEMS	
					GENERAL SESSION- RFR	

Figure 1. Activities grid for the 1994 SBE Engineering Conference and World Media Expo, Los Angeles.



France : VELIZY-  
VILLACOUBLAY  
Tel : (33-1) 30 70 35 00  
Fax : (33-1) 30 70 35 35

Asia : SINGAPORE  
Tel : (65) 227 83 20  
Fax : (65) 227 80 96

## ELECTRON TUBES FOR TV AND RADIO BROADCAST.



**Extending  
your broadcast performance.** We make broadcast performance go further with a complete selection of tubes and circuit assemblies for TV, FM and radio. OEMs and broadcasters choose Thomson time and again for reliability, power and ongoing optimization of tube lifetime.



Our TH 563, featuring 30 kW UHF in common amplification, opens new horizons in tetrode performance, and joins our full range of VHF and UHF tubes for TV.

Our FM tubes, from 10 to 100 kW, are economical, easy to use and available in industry standard designs.

For the latest radio transmitters, our outstanding new 500 kW TH 576 offers a higher level of efficiency, resulting in lower operating costs.



Whichever tube you need, Thomson delivers the service, quality and innovation that's ready to take your performance to new heights.

Brasil : SÃO-PAULO  
Tel. : (55-11) 542 47 22  
Fax : (55-11) 240 33 03

Deutschland : MÜNCHEN  
Tel. : (49-89) 7879-0  
Fax : (49-89) 7879-145

España : MADRID  
Tel. : (34-1) 564 02 72  
Fax : (34-1) 564 19 40

India : NEW DEHLI  
Tel. : (91-11) 644 7883  
Fax : (91-11) 645 3357

Italia : ROMA  
Tel. : (39-6) 639 02 48  
Fax : (39-6) 639 02 07

Japan : TOKYO  
Tel. : (81-3) 3264 63 46  
Fax : (81-3) 3264 66 96

Schweiz : LENZBOURG  
Tel. : (41-64) 50 45 01/45  
Fax : (41-64) 50 45 11

Sverige : TYRESO  
Tel. : (46-8) 742 02 10  
Fax : (46-8) 742 80 20

United Kingdom :  
BASINGSTOKE  
Tel. : (44-256) 84 33 23  
Fax : (44-256) 84 29 71

USA : TOTOWA, NJ  
Tel. : (1-201) 812-9000  
Fax : (1-201) 812-9050

For other countries,  
call France

 **THOMSON TUBES ELECTRONIQUES**

Circle (17) on Reply Card

www.americanradiohistory.com

# Transmission

## *I'm from the government*

**I** was talking recently with the vice president of engineering for a small group of TV stations. We were discussing the coming HDTV regulations and the need for TV stations to begin making plans now for the switch to HDTV capability. He offered his perspective on the issue.

"Transitioning to HDTV is kind of like the government and taxes. The government's (FCC's) perspective is that the new regulations, whether it's taxes or HDTV, are beneficial to everyone. It is the 'I'm from the government and I know what you need' attitude.

The problem is that the cost of new regulations (taxes) falls not on the government, but on the regulated populace (TV stations). In reality, the regulations represent (at least in the short term) punitive measures, designed to accomplish government plans


(HDTV) while placing the cost of carrying out these measures squarely on the user, the TV stations."

Needless to say, this engineer saw the upcoming regulations as a significant challenge to his stations' future success. He, like many *Broadcast Engineering* magazine readers, is looking for answers.

### **Solutions needed**

The pending HDTV regulations place TV stations in a dilemma. Although HDTV is just around the corner, stations still are going to be required to support an aging NTSC technology for the next 10 to 15 years. Any financial benefits of HDTV are years down the road, but the costs must be born up front.

Faced with such a quandary, it's not surprising that TV technical managers find themselves scrambling for





# systems

*and I'm here to help you.*

solutions. The quest for my friend is how to make the transition to UHF HDTV, while maintaining an NTSC channel — without going broke in the process.

## Solutions offered

Fortunately, there are some answers out there and this month's *Broadcast Engineering* magazine provides solid guidance in this matter. For most stations, the first issue to be resolved centers on the transmission side. What transmitter do I need? What about an antenna? Will both the HDTV and NTSC antenna fit on my current tower?

Other less futuristic issues are always on the minds of technical managers. Here again, *BE* can provide guidance. This issue provides suggestions on the use of circular polarization and measuring TV antenna


patterns by ground and aircraft. Finally, we look at the latest in field production camera technology.

Don't let technology roadblocks affect your station's future. Look for the answers you need inside *Broadcast Engineering* magazine.

- "HDTV Transmission: What are the Options?" page 24
- "TV Transmitter Technology" ..... 30
- "Automated TV Signal-Strength Measurements" ..... 34
- "Antennas for NTSC/HDTV Simulcasting" ..... 44
- "Field Production Cameras" ..... 50

*Brad Dick*

Brad Dick, editor



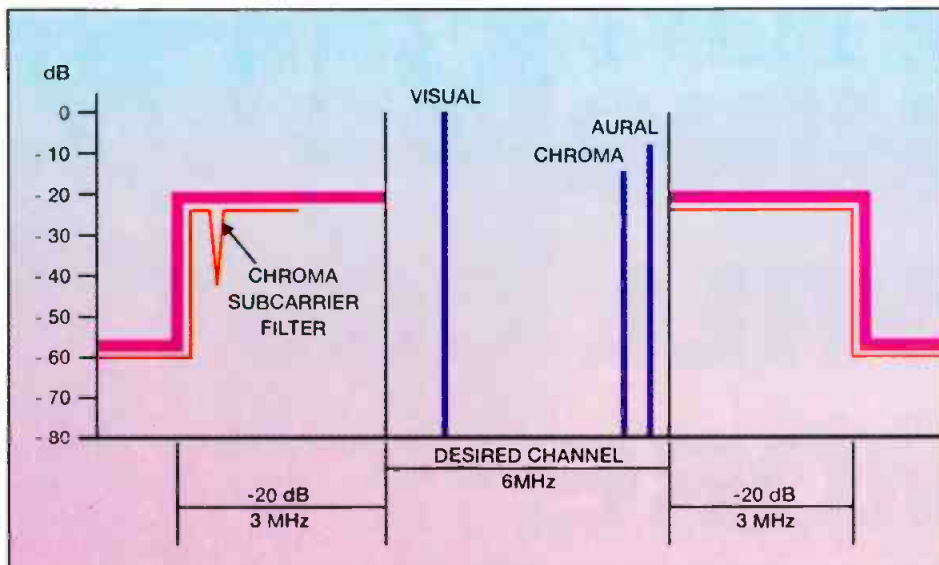


Figure 1. Emission requirements for NTSC TV signals.

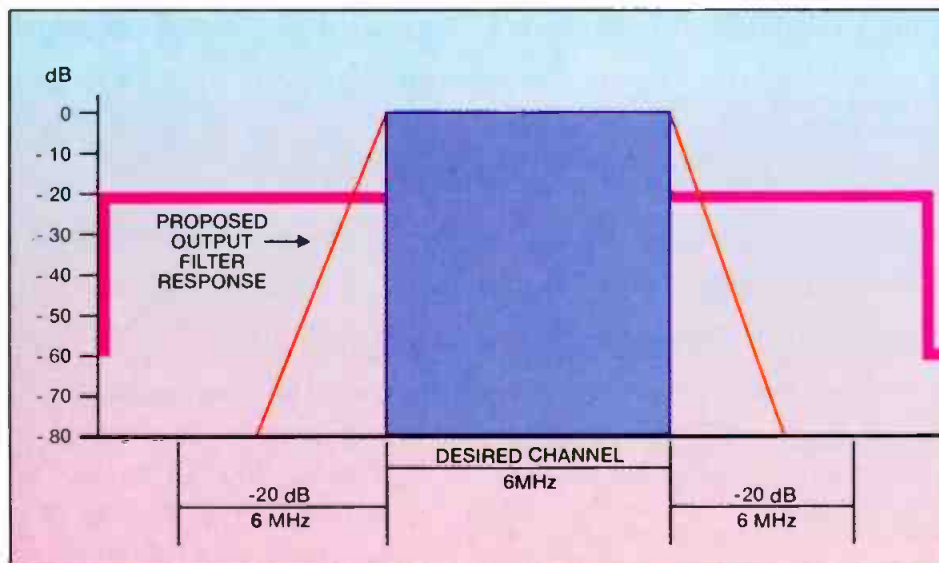


Figure 2. Proposed emission characteristics for HDTV broadcasting.

are becoming clearer. The 8-VSB system is an 8-level digital signal in a suppressed-carrier, vestigial-sideband format. The symbol rate is 10.76Msamples/s, which means the signal must change states and be at rest for sampling every 92.9 $\mu$ s. The spectrum produced by the rapid change in signal level is broadband and filtered to restrict the signal to the 6MHz channel. (See Figure 2.) Digital systems with this kind of spectral requirements are far more demanding than familiar analog systems.

These characteristics lead to a high modulation index and an extremely high occupied bandwidth. Any circuit that is required to pass this type of signal will require a wider bandpass and higher linearity attribute than traditional NTSC designs. Digital systems in general require better than 1% linearity from 0 to 100% modulation, and incidental carrier phase modulation of less than 2%. With these types of system restraints it could become expensive to produce the power

that will be required to serve an existing coverage area. From these characteristics, some estimate can be made of likely new standards that the commission will adopt to ensure interference-free HDTV transmission.

#### HDTV power requirements

Much has been written about the power required for matching HDTV coverage for existing NTSC stations. A major problem within these discussions involves digital transmission's use of *average power* to quantify signal strength, while conventional television uses *peak sync power* as its unit of measure. This discrepancy has caused some confusion among those who have not thoroughly investigated the nature of the signals involved. In the world of transmitters, the peak power required at any instant is the limiting factor. The average power is a secondary consideration and is only a limiting factor in some types of RF amplifiers.

The NTSC signal has a peak-to-average

ratio of 2.5dB while the 8-VSB HDTV signal has a peak-to-average ratio of 6.3dB for 99.9% of the power envelope. HDTV's error-free noise threshold (C/N) of 14.9dB cannot be related to the NTSC signal because acceptable noise level in NTSC is not a hard number. The FCC dictates that Grade B NTSC at UHF requires an RF signal level of 64dBu, but the RF signal-to-noise (S/N) is not defined. HDTV signals at a C/N below 14.9dB will not be received reliably, but at a C/N of greater than 14.9dB they will be received perfectly. As an example, at a noise floor of -90dB, the NTSC signal would have to be about 40dB above -90dB (-50dB) to produce a noise-free picture. With the same noise floor of -90dB, the HDTV signal would only have to be 14.9dB above -90dB (-75.1dB) to produce a noise-free signal. This comparison shows that the apparent 25dB difference between NTSC and HDTV depends on what is an *acceptable* NTSC signal. If the required NTSC S/N is reduced to 30dB, for example, the margin between the two systems becomes 15dB.

The FCC will establish an HDTV signal level that will be comparable to an NTSC Grade B quality with equivalent coverage. Until the FCC establishes the new standard, the controversy over required power levels will continue. Nevertheless, it is probable that required HDTV power will be less than NTSC by 6dB to 12dB average power and 3dB to 9dB peak power.

#### Optimizing HDTV systems

To establish a new HDTV station, either an existing/used transmitter or a new transmitter designed for HDTV can be employed. Considering the revenue likely to be recognized from this new service, many stations may want to investigate the use of existing equipment to establish HDTV service.

It will be possible to use most NTSC transmitters if they are of an *IF-modulated* design. A new encoder (modulator) could be purchased to provide the digital input to the transmitter. The existing visual exciter, aural transmitter and diplexer will not be needed because the entire HDTV signal is contained in one digital bitstream that will be broadcast through the visual transmitter.

A problem arises from the HDTV signal's requirement for an almost perfect RF amplifier. A traditional NTSC transmitter will produce extremely high intermodulation products due to its poor linearity. The in-band intermodulation products can be minimized by the use of a good IF corrector. The out-of-band products will be reduced by an IF corrector as well, but they will remain above the maximum allowable. To ensure compliance with the FCC specifications, a high-power filter will have to be placed at the transmitter output. Because of the high





*The new ICS-2102 push button master station*

# Matrix Plus™ II... Absolutely the best in television intercom systems.

Our system continues to expand with new stations, interfaces, and software features to further broaden your ability to communicate under a wide range of



*The Matrix Plus II interface modules*

situations. Matrix Plus II—a truly integrated, **100 x 100 digitally-controlled** intercom with stations for every application, a comprehensive modular interface system, and simplified PC pull-down menu programming. Exclusive features include



*The Matrix Plus II connects to a variety of intercom stations.*

**"Intelligent System Linking"**, paging, call-signalling, IFB, ISO, DTMF dialing, **DTMF inward access**, variable crosspoint levels and many other sophisticated features. There's also **versatile station communications.**

Long line remote capability. Fully-digitized **single pair wiring** plus much more, including the highest level of service and support in the industry. Want all the details? Call us at 510-527-6666.

*Matrix Plus™ II*  
FROM CLEAR-COM INTERCOM SYSTEMS

© 1994 Clear-Com Intercom Systems.  
Matrix Plus II is a trademark of Clear-Com.  
**Circle (19) on Reply Card**

**Domestic Sales:** Clear-Com Intercom Systems  
945 Camelia Street, Berkeley, CA 94710.  
Tel: (510) 527-6666, Fax: (510) 527-6699

**Export Division:** Clear-Com International  
PO Box 302, Walnut Creek, CA 94597  
Tel: (510) 932-8134, Fax (510) 932-2171

amount of peak energy that the filter will have to eliminate, an absorptive type filter should be used to prevent the out-of-band energy from being reflected back to the output stage. If the reflected energy is allowed to return to the output stage it can reduce efficiency and could cause instability.

A second consideration when using existing equipment is efficiency. Because most existing UHF transmitters use klystrons and operate in Class A, efficiency will be extremely poor. Pulsing cannot be used in an HDTV transmitter, therefore the basic NTSC efficiency will be reduced to only 30% to 40% if the tube is used at its rated peak power. Keep in mind that HDTV signals are rated in *average* power, meaning that a 60kW NTSC tube will only produce approximately 10kW of HDTV power. The normal 60kW klystron will consume approximately 150kW input power and produce 10kW of HDTV power for an efficiency of approximately 6.7%. To improve upon this, it is possible to overdrive the klystron, which will in effect, provide a soft clip of the digital signal and increase the average power (HDTV power) of the output signal. Again, an absorptive output filter is required to remove the undesired prod-

ucts produced by overdriving the klystron. This method of increasing efficiency will produce approximately 14kW of output power for an efficiency of 9%. This clipping of the signal has only a minimal effect upon the received HDTV signal because filters in the receiver/decoder will restore some of the signal's clipped portion.

*The new HDTV system is coming faster than most imagine, so now is the time to start learning and planning.*

On the other hand, a new transmitter designed for HDTV will be much more practical, with efficiencies on the order of 30% at 10kW (average). The absorptive output filter technique can also help with a new transmitter, although in this case the efficiency will remain constant while the output power can increase by 2dB or 3dB. This is because HDTV transmitters operate in Class B or AB, in which power consumption is proportional to power

output. Some of the new HDTV transmitters on the market include an absorptive output filter, as does the UHF transmitter at the Charlotte, NC, ATV test site.

#### Plan now for future systems

The requirements and limitations of HDTV are becoming known. Broadcasters can now begin to plan their future systems. Keep in mind that the new HDTV system is coming faster than most imagine, so now is the time to start learning and planning. Many issues will have to be resolved — antennas, towers, STLs and studio facilities — and this article has only considered the transmitter system.

It appears that one new device that will be used is the absorptive bandpass filter, providing unique characteristics that ensure spectrum purity with low loss and a good impedance match to the transmitter to which it is attached. Although hard regulations do not yet exist, the short implementation window that is planned requires broadcasters to put in plenty of forethought on conversion now. He who hesitates will be lost in the mire of competition for the limited resources of this new technology.

# Telemetrics

## TM9250

### Triax/Coax Connected Camera Control Systems



*Available only from Telemetrics*

### Triax Camera Control Systems for any Betacam™, Hi8™, MII™ or S-VHS™ format camera

Increase programming flexibility and eliminate cumbersome, costly and unreliable multiconductor cable


**Telemetrics Inc.** 6 Leighton Place, Mahwah, NJ 07430 USA • Tel (201) 848-9818 • Fax (201) 848-9819

Made in U.S.A. Betacam and Hi8 are registered trademarks of Sony. MII is a registered trademark of Panasonic. S-VHS is a registered trademark of JVC.

Circle (20) on Reply Card



# A New Generation Of Transmitter Technology



## Presenting The ITS-830 1kW UHF Solid State Transmitter

ITS Corporation has combined our traditional high quality design with today's most advanced semiconductor technology. The result is a transmitter that offers great performance, reliability and value in a very compact unit.


- Internally diplexed for simplicity and reliability
- High gain parallel amplifiers—no single driver stage
- Broadband amplifiers simplify channel changes
- $\pm 1$  kHz frequency stability standard
- Full remote control interface
- Output circulator protection
- 500W and 2kW versions available - all in one cabinet!  
Translator versions also available

Find Out Why More And More  
Broadcasters Are Turning To  
ITS For "Visibly Better Technology."

**ITS** information  
transmission  
systems  
**CORPORATION**

375 Valley Brook Road  
McMurray, PA 15317 USA  
(412) 941-1500 FAX (412) 941-4603

Circle (9) on Reply Card



# TV transmitter technology

**A wide range of choices in options and features are available.**

By Don Markley

## The Bottom Line

*One of the most important decisions a broadcaster makes is choosing a transmitter. Both the financial and long-term implications are staggering. Choosing wisely can make the difference between sleepless nights and resting easy. The technology has changed over the years, what follows is a quick look at what's currently available. With the approach of HDTV, buying a new transmitter is something that all broadcasters must face.*



The state-of-the-art in TV transmitters continues at a rapid pace, as manufacturers prepare for the introduction of the TV standards whether called ATV or HDTV.

VHF TV systems are essentially the same as in the previous couple of years. Obviously, no manufacturer is going to plow heavy money into R&D for VHF television when that mode of broadcasting appears to be facing an eminent death. Companies have continued making minor changes to their solid-state VHF lines but many companies have eliminated tube-type VHF equipment completely.

In the UHF field, solid-state transmitters keep easing into the marketplace. At the low power levels, it is possible to buy solid-state UHF transmitters with better efficiency than comparable tube-type units. However, at those lower power levels, efficiency is not the critical factor it becomes when you attempt to obtain the high power output levels used by today's full-power TV stations.

As has been previously reported, the efficiency for high power UHF transmitters is still considerably lower than for their tube-type counterparts. These tube type transmitters include tetrode, klystron or IOT devices. It is also apparent that the IOT still seems to be the device of choice for most manufacturers, although the MSDC klystron is still available in modern designs.

All manufacturers of UHF equipment have clearly stated their transmitters are compatible with the proposed HDTV standards with the replacement of the exciters and some plumbing changes. In cases where multiple tubes are used, essentially all of the transmitters are capable of

multimode operation. That is, the transmitters can be split with one amplifier being used for continuing NTSC service and the other amplifier and new exciter being used for HDTV service. Also, transmitters are available at high power levels with fully solid-state amplifiers. That technology can be expected to develop rapidly in the next couple of years as manufacturers prepare for an anticipated rush of sales as the industry converts to HDTV.

It's believed that all of the transmitters contained in the attached listing are capable of operating with multichannel sound systems. Also, all the transmitters are designed for color NTSC operation.

The listing simply identifies the transmitters by model numbers, power output, final amplifier type, band of operation and required AC input power. Significant differences do exist in the areas of differential gain, distortion and other significant parameters. That data has not been included to attempt to reduce the size of the overall listing.

Some transmitters have slightly different input power requirements depending on high or low VHF band operation. In those cases, the higher value is shown.

➔ For more information on transmitters circle the appropriate numbers on Reply Card:

	VHF	UHF
Acrodyne	(311)	(312)
Astre		(313)
Bext	(314)	(315)
Comark		(316)
EMCEE	(317)	
Harris	(318)	(319)
ITS	(320)	(321)
Larcan/TTC	(322)	(323)
Pesa	(324)	(325)

Markley is president of D.L. Markley and Associates, Peoria, IL.



# In 1986, Comark invented IOT transmission technology. Eight years later, we still set the world's standard.



Despite what you may have heard, IOT technology wasn't born yesterday. We saw its potential to change the transmitter industry quite some time ago.

We showed the first Klystrode amplifier at NAB in 1986, and put the first IOT transmitter into full-time broadcast service in 1988. Since then, we've used more than three million hours of on-the-air experience to lead the way in IOT research & development.

In 1991, our patented aural carrier corrector technology and advanced linearity corrector were developed to meet today's requirements for high efficiency common amplification transmission. And in 1992 we introduced the exclusive DUAL USE™ system that lets you operate with NTSC today and, in the future, convert to D-HDTV.

But we didn't stop there. At NAB 1993, we introduced our third generation IOT system, the IOX. Its ultra linear Class A drivers, optically-isolated solid state control logic, constant impedance output filter, leading-edge crowbar design and IEC-215 implementation make it the most advanced UHF-TV transmitter in the world today.

So if you're looking for the most advanced, proven IOT solution, go with the company that's been pioneering the technology for eight years—not eight months. For more information, or to request a set of our latest HDTV TECH BRIEFS™ call us today at 1-800-688-3669.




Route 309 & Advance Lane • Colmar, PA 18915  
TEL: (800) 688-3669 • FAX: (215) 822-9129

### VHF TRANSMITTERS (100W and greater)

MANUFACTURER	MODEL	OUTPUT POWER	AMPLIFIER TYPE	HIGH BAND	LOW BAND	INPUT POWER	MANUFACTURER	MODEL	OUTPUT POWER	AMPLIFIER TYPE	HIGH BAND	LOW BAND	INPUT POWER
ACRODYNE	TL/100E	100 w	Solid state	x	x	1100 w.	ITS	ITS-1325/1425	500 w.	Solid state	x	x	2.5 kW
	TL/200E	200 w	Solid state	x	x	2400 w.		ITS-1330/1430	1 kW	Solid state	x	x	3.5 kW
	TL/400E	400 w.	Solid state	x	x	5200 w.		ITS-1334/1434	2 kW	Solid state	x	x	5.5 kW
	TLL/1KACE	1 kW	Tetrode		x	4000 w.	LARCAN	TTS250M	250 w.	Solid state	x	x	1.1 kW
	TLH/1K	1 kW	Solid state	x		3200 w.		TTS500M	500 w.	Solid state	x	x	2.3 kW
	TRH/1K	1 kW	Solid state	x		3300 w.		TTS1M	1 kW	Solid state	x	x	3.5 kW
	TRH/2K	2 kW	Solid state	x		6300 w.		TTS3M	3 kW	Solid state	x	x	7 kW
	TRL/5KA	5 kW	Tetrode		x	21 kW		TTS5M	5 kW	Solid state	x	x	12 kW
	TRH/5KA	5 kW	Tetrode	x		21 kW		TTS6M	6 kW	Solid state	x	x	12 kW
	TRL/10KA	10 kW	Tetrode		x	31 kW		TTS10M	10 kW	Solid state	x	x	25 kW
	TRH/10KA	10 kW	Tetrode	x		31 kW		TTS12M	12 kW	Solid state	x	x	25 kW
	TRL/20KA	20 kW	Tetrode		x	39 kW		TTS15M	15 kW	Solid state	x	x	35 kW
	TRH/20KA	20 kW	Tetrode	x		39 kW		TTS16M	16 kW	Solid state	x	x	36 kW
	TRH/30KA	30 kW	Tetrode	x		68 kW	TTS20M	20 kW	Solid state	x	x	48 kW	
	BEXT	TA280/TC370	100 w.	Solid state	x	x		TTS22M	22 kW	Solid state	x	x	49 kW
		TB280/SOLID STATE250	250 w.	Solid state	x	x		TTS30M	30 kW	Solid state	x	x	68 kW
		TB280/SOLID STATE500	500 w.	Solid state	x	x		TTS44M	44 kW	Solid state	x	x	98 kW
TB280/221000		1 kW	Solid state	x	x		TTP60M	60 kW	Solid state	x	x	137 kW	
EMCEE	TB280/NS1000T	1 kW	Tetrode	x	x		PESA	TT5712/6812	100 w.	Solid state	x	x	1.3 kW
	TTV100E	100 w	Solid state	x	x			TT5722/5822	200 w.	Solid state	x	x	2.5 kW
HARRIS	TTV1000ES	1 kW	Solid state	x	x		TT5742/6852	500 w.	Solid state	x	x	3.5 kW	
	HT 1LS/HS	1 kW	Solid state	x	x	5.5 kW*	TT6813	1 kW	Solid state	x		5 kW	
	HT 2LS/HS	2 kW	Solid state	x	x	6.9 kW	BT6723/6923	2 kW	Solid state	x	x	10.3 kW	
	HT 5LS/HS	5 kW	Solid state	x	x	11.2 kW	BT6753/6853	5 kW	Solid state	x	x	19 kW	
	HT 10LS/HS	10 kW	Solid state	x	x	19.3 kW	BT6714/6814	10 kW	Solid state	x	x	35 kW	
	HT 15LS	15 kW	Solid state		x	25 kW	BT6724/6824	20 kW	Solid state	x	x	64 kW	
	HT 15HS	15 kW	Solid state	x		28 kW	BT6734/6834	30 kW	Solid state	x	x	96 kW	
	HT 20LS/HS	20 kW	Solid state	x	x	37 kW	BT6744/6844	40 kW	Solid state	x	x	128 kW	
	HT 30LS	30 kW	Solid state		x	50 kW	BT6764/6864	60 kW	Solid state	x	x	192 kW	
	HT 30HS	30 kW	Solid state	x		55 kW	TT4723	2 kW	Tetrode		x	13 kW	
	HT 45LS	45 kW	Solid state		x	74 kW	TT5823	2 kW	Tetrode	x		6.5 kW	
	HT 45HS	45 kW	Solid state	x		81 kW	TT5853	5 kW	Tetrode	x		20.5 kW	
	HT 60LS	60 kW	Solid state		x	98 kW	TT5763	6 kW	Tetrode		x	23.5 kW	
	HT 60HS	60 kW	Solid state	x		108 kW	TT5714	10 kW	Tetrode		x	36 kW	
	HT EL500LS/HS	500 w.	Solid state	x	x	2.7 kW*	TT5814	10 kW	Tetrode	x		29 kW	
	HT EL1000LS/HS	1 kW	Solid state	x	x	3.5 kW*							
HT EL2000LS/HS	2 kW	Solid state	x	x	7 kW*								

\*Measured with black picture

## Your Listeners Are Ready For RDS/RBDS... Are You?



Available through: ▲ Broadcasters General Store ▲ Harris Allied ▲ RF Specialties

This year, RDS/RBDS consumer radios are being purchased by your listening audience, which means the time is right to pursue the revenue opportunities RDS/RBDS has to offer.

RE AMERICA continues its tradition as the leader in RDS/RBDS technology, now with a family of products. Whether you choose the RE 533 for single-user datacasting or the RE 532 for multi-user datacasting, RE has the right encoder to meet your budget and operational needs.

RE takes the risk out of choosing an RDS/RBDS encoder by employing flashprom technology in both the RE 533 and the RE 532. Future upgrades and enhancements are simply downloaded via disc software available from RE. You make the choice, the RE family has got you covered.

**re**

RE AMERICA, INC.  
31029 Center Ridge Rd.  
Westlake, Ohio 44145


Phone: (216) 871-7617 ▲ Fax: (216) 871-4303

Circle (11) on Reply Card




DIGITAL BETACAM NOW.

SONY



We knew when we moved to digital component it had to be compatible with our current systems. Digital Betacam® VTRs hook up to what we have without A/D or D/A converters on every piece of equipment. You can buy Digital Betacam next week and not have to worry about the analog equipment you already have. You don't have to start over. As far as quality, Betacam SP® format is good, but when you put the two side by side, you can see a visible difference. I also like the four channels of digital audio, particularly for multilingual applications. We get great service from Sony, and their being an international company ensures excellent service around the world, which is very important to us. For us, Digital Betacam equipment is a perfect fit—a good marriage. I think that the Digital Betacam format is the most innovative thing that Sony's ever done.

— E.B. (Gene) Wright, VP/Engineering, Turner Broadcasting System




With Digital Betacam equipment we're able to service clients who, in the past, were using analog component equipment, like Betacam SP. We give them improved picture quality without additional costs. In addition, the playback quality of an analog tape is actually better, when played on a Digital Betacam VTR. What's important to us is that Digital Betacam has closed the gap in digital formats between D-2 and D-1. We have a central machine room that has almost 100 VTRs. The Digital Betacam machines just plug in and fit the system. We've never run into a situation that anybody was complaining or that anyone could even point to artifacts that were a result of compression. It's performed flawlessly.

It's the best introduction of a new format that I've ever experienced,

— Moshe Barkat, President, Modern Videofilm





We air all our movies on the Encore<sup>™</sup> and Encore 8/Starz!<sup>™</sup> channels on Digital Betacam VTRs. When Starz! was conceived, we wanted to be on the leading edge of digital technology, so it was natural for us to go with Digital Betacam VTRs. It holds a two hour movie on one tape and is compatible with our analog library. The technical quality of the picture is sharper, clearer and the colors are more vibrant. Put the same movie side by side, analog vs. digital, you see a difference. In our post-production area, Digital Betacam VTRs allow us to do pre-read. For an editor/producer team, it really simplifies their life. Sony makes the best tape machines on the market. I believe that in 5 or 10 years, we'll be in a non-linear world. Since I'm digital (on tape) with Digital Betacam equipment now, when file server technology is enhanced, I'll be in a great position to make that transition. I think this is the first step into the non-linear world.

— Warren P. Kaplan, VP/Program Operations, Encore Media Corporation

# DIGITAL BETACAM. THE NEWS IS OUT.

The move to digital component is here. With Digital Betacam equipment you get the image quality of 4:2:2 without the expense. You get a flexible format that will address your applications. And you get it all at your own pace. Digital Betacam's unique compatibility lets you transition your facility a little at a time—and leaves plenty of room for future developments.

MARKET PROVEN. MARKET INSPIRED.

The Digital Betacam format makes sense. With customer input

and evaluations, Digital Betacam equipment was developed to address your needs today as well as tomorrow. You've had a glimpse of the future, and its promises, and videotape is clearly the medium of choice and will continue to be for years to come. And even in a world with non-linear workstations, the Digital Betacam format positions you to feed digitally onto a file server. The move to digital is yesterday's news. The Digital Betacam format offers the best digital component

solution—from acquisition to on-air playback—with the 4:2:2 quality you're looking for in a format that applies to the real world today and tomorrow.

Call 1-800-635-SONY ext. 422 for more information or better yet, call your Sony Account Manager or Representative for a practical demonstration as Gene Wright, Moshe Barkat and Warren Kaplan did.

INNOVATION AT WORK.



Sony Business and Professional Products Group  
3 Paragon Drive, Montvale, NJ 07645-1735.  
© 1994 Sony Electronics Inc.

## SONY

Reproduction in whole or in part without written permission is prohibited. All rights reserved.  
Sony, Betacam and Betacam SP are trademarks of Sony.



## UHF TRANSMITTERS (1 kW and greater)

MANUFACTURER	MODEL	OUTPUT POWER	AMPLIFIER TYPE	INPUT POWER	
ACROOYNE	TLU/1KACE	1 kW	Tetrode	3.2 kW	
	TLU/1KSE/1KSCE	1 kW	Solid state	3.2 kW	
	TLU/2KACE	2 kW	Tetrode	6.7 kW	
	TLU/2KSCE	2 kW	Solid state	6.6 kW	
	TRU/1KS	1 kW	Solid state	2.6 kW	
	TRU/1KAC	1 kW	Tetrode	2.8 kW	
	TRU/2KS	2 kW	Solid state	5.1 kW	
	TRU/5KA	5 kW	Tetrode	14.9 kW	
	TRU/10KV	10 kW	Tetrode	19.7 kW	
	TRU/15KV	15 kW	Tetrode	29 kW	
	TRU/30KV	30 kW	Tetrode	50 kW	
	TRU/60KW	60 kW	Tetrode	100 kW	
	ASTRE	ST-15M	15 kW	Klystron (1-30)	70 kW
		ST-15	15 kW	Klystron (1-15)	62 kW
ST-15DCM/30DC		15 kW/30 kW	MSDC Klystron (1-60)	40/50 kW	
ST-34M/60		34 kW/60 kW	Klystron (1-60)	145/160 kW	
ST-60DC		60 kW	MSDC Klystron (1-60)	88 kW	
ST-30		30 kW	Klystron (2-30)	85 kW	
ST-120		120 kW	Klystron (2-60)	295 kW	
ST-1200C		120 kW	MSDC Klystron (2-60)	157 kW	
ST-180DC		180 kW	MSDC Klystron (3-60)	248 kW	
ST-240DC		240 kW	MSDC Klystron (4-60)	320 kW	
BEXT	TC280/SOLID STATE1000	1 kW	Solid state		
	TB280/NS1000S	1 kW	Tube		
	TA280/NS1000T	1 kW	Tube		
	TB280/NS2000	2 kW	Tube		
	TB280/NS5000	5 kW	Tube		
	2000W System	20 kW	Tube		
COMARK	CTT-U-30XIC/XICA	30 kW	IOT (1-40)	40 kW	
	CTT-U-40XIC/50XIC	40/50 kW	IOT (1-60)	54/63 kW	
	CTT-U-60XICR/XICRA	60/2 kW	IOT (2-40)	77 kW	
	CTT-U-90XICR	90 kW	IOT(3-40)	115 kW	
	CTT-U-80XICR/100XICR	80/100 kW	IOT(2-60)	103/123 kW	
	CTT-U-120XICR/150XICR	120/150 kW	IOT(3-60)	148/184 kW	
	CTT-U-P30XIC/XICA	60 kW	IOT(2-40)	79 kW	
	CTT-U-P50XIC	80/100 kW	IOT(2-60)	105/126 kW	
	CTT-U-P60XIC/XICA	120 kW	IOT(4-40)	158 kW	
	CTT-U-P80XIC	160 kW	IOT(4-60)	210 kW	
	CTT-U-P100XIC	200 kW	IOT(4-60)	252 kW	
	CTT-U-60XIR	60 kW	IOT(2-60)**	71 kW	
	CTT-U-120XIR	120 kW	IOT(3-60)**	141 kW	
	CTT-U-240XIR	240 kW	IOT(5-60)**	282 kW	
**Not common amplifiers					
HARRIS	HD 30C1	30 kW	IOT(1-40)	48.1 kW	
	HD 40C1	40 kW	IOT(1-60)	60.1 kW	
	HD 60C2	60 kW	IOT(2-40)	94.1 kW	
	HD 80C2	80 kW	IOT(2-60)	118.1 kW	
	HD 90C3	90 kW	IOT(3-40)	140.8 kW	
	HD 120C3	120 kW	IOT(3-60)	176.9 kW	
	HD 120C4	120 kW	IOT(4-40)	187.7 kW	
	HD 160C4	160 kW	IOT(4-60)	289.1 kW	
	TV-60UM	60 kW	MSDC	92 kW	
	TV-120UM	120 kW	MSDC	165 kW	
	TV-180UM	180 kW	MSDC	184 kW	
	TV-240UM	240 kW	MSDC	330 kW	
	ULTRA-5	5 kW	Solid state	15 kW	
	ULTRA-10	10 kW	Solid state	30 kW	
	ULTRA-15	15 kW	Solid state	46 kW	
	ITS	ITS-830	1 kW	Solid state	3.5 kW
ITS-834		2 kW	Solid state	7 kW	
ITS-1835		5 kW	Solid state	17 kW	
ITS-1240		10 kW	Tetrode	22 kW	
LARCAN	TTS5U	5 kW	Solid state	24 kW	
	TTS10U	10 kW	Solid state	45 kW	
	TTS20U	20 kW	Solid state	85 kW	
LARCAN/TTC	XL-100U & XLS-1000U	1 kW	Tetrode	4.8 kW	
	UHF-10HDR	10 kW	IOT		
	UHF-30HDR	30 kW	IOT		
	UHF-60HDR	60 kW	IOT		
	UHF-120HDR	120 kW	IOT		
PESA	TT6913	1 kW	Solid state	6.2 kW	
	BT6953	5 kW	Solid state	21.6 kW	
	BT6914	10 kW	Solid state	42 kW	
	BT6924	20 kW	Solid state	83 kW	
	BT6934	30 kW	Solid state	128 kW	
	BT6944	40 kW	Solid state	167 kW	
	BT6964	60 kW	Solid state	258 kW	

# Change your tune, transmit in Digital.

Without having to change your old analog aural STL.

- 4 high quality audio channels.
- 1 data channel.
- 1 RDS channel.
- 2 SCA channels.
- Direct AES/EBU connection.
- Multiple hops.
- Reduction of interferences thanks to the exclusive CDB™ system.




IMMAGINE ASSOCIATI - PHSALMASO

Install the new DB Elettronica TD4/16 and RD4/16 digital Coders-Decoders, totally compatible with any analog FM aural STL. Without having to replace already existing equipment, you will be able to transmit a practically perfect digital signal devoid of interferences. In fact, the stereo separation, the S/N ratio and the distortion of TD4/16 and RD4/16 are just like those of CD players and remain unchanged regardless of the number of STL hops. Furthermore, you will have up to 4 high quality audio channels, together with a data channel and an RDS one. With DB Elettronica the technology of STL really changes your tune.

## A World of Quality Behind your Image.

- VAM 01 High performances Stereo TV Modulator.
- MTU / 5" Wideband modular TV transmitter Band I-III-IV-V.
- IFCU / 5" Modular IF-CH TV converter Band I-III-IV-V.
- CCU / 5" Modular TV Transposer Band I-III-IV-V.



DB Elettronica product line is designed in compliance with the most strict international standards employing an advanced technology of modular construction. The result is equipment of very high reliability and simple maintenance. DB Elettronica is a world of quality behind your image.

Circle (23) on Reply Card





# Automated TV signal-strength measurements

Here's how one station produced its own impressive array of reports on TV signal quality in its market.

By Philip Hejtmanek

## The Bottom Line

Every TV station wants to know how well its signal covers the market and how it looks against the competition. Determining this with any precision has traditionally involved hiring a consulting firm and paying a hefty fee. With today's test gear and computer equipment, however, a station's own technical staff can collect this data. For only a moderate investment of staff time, the resulting reports can provide critical information to management about the station's and its competitors' signals.



In order to determine the quality of its signal coverage, the staff of one station in Chicago recently took a survey of its TV signal strength. The survey procedure was designed for speed, repeatability and minimal drain on station technical resources. The techniques used could be applied to other stations and markets.

One major goal of this survey was to find out if the station presented a competitively strong signal to the antenna jack of an average home television. To

Hejtmanek is director, Communications Technology, SIU Broadcasting Service, Southern Illinois University, Carbondale, IL. Respond via the BEFAXback line at 913-967-1905.

that end, the field-strength study was conducted with a procedure that differed somewhat from the process outlined in the FCC rules. The measurement apparatus was designed around a computer-controlled spectrum analyzer and considered five VHF stations and one UHF station in the market. Instead of using the FCC method — which uses a continuous chart recorder plot for a mobile run of 100 feet at every measurement location — this test's procedure sampled each station's signal at five fixed points separated by 10 to 15 feet from each other at every measurement location. The adjust-

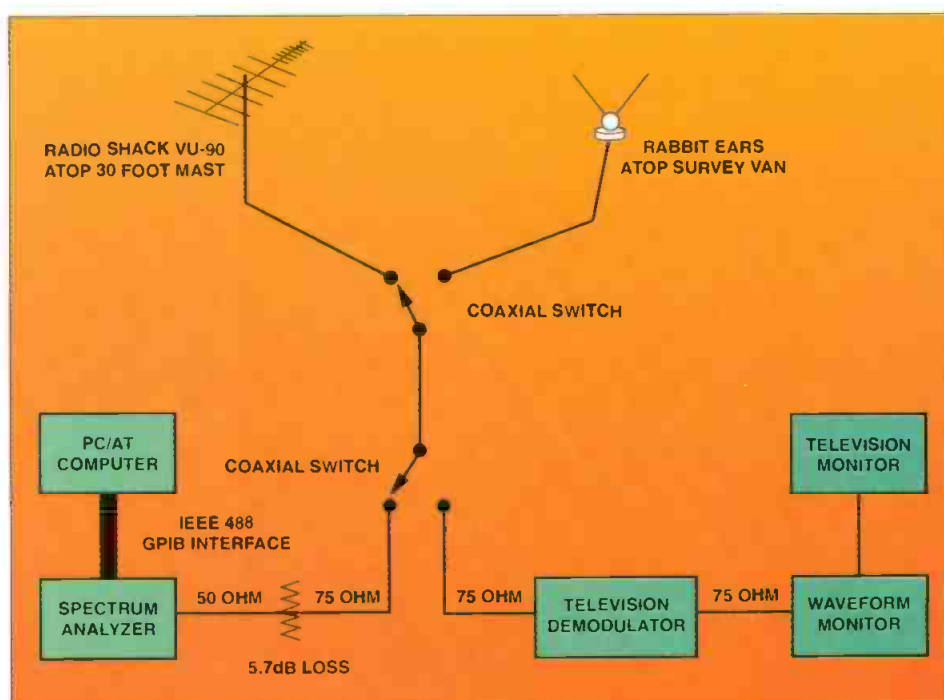


Figure 1. Mobile equipment setup used for gathering data in automated TV signal strength/quality tests.




With guaranteed **HDTV** compatibility, proven

**TETRODE** TV systems technology  in 5kW

to 60kW transmitters, affordable **Solid**

**State** UHF TV transmitters ranging



from 10W  to 10kW, patented Advanced Digital

Amplitude Modulation technology called **ACRODYNE'S ADAM™**

it's quite clear why we are more than just another

**TV transmitter** company.



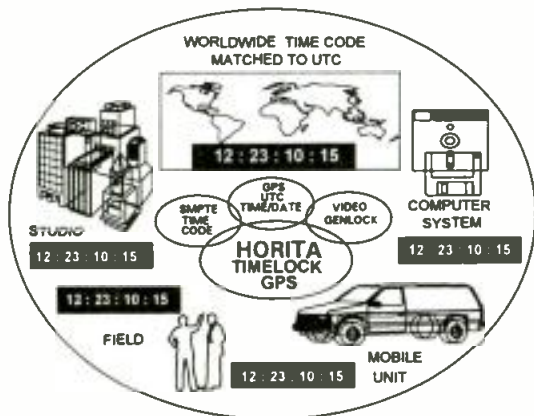
The digital TV transmitter company.

**ACRODYNE**

Acrodyne Industries, Inc. 800-523-2596 or  
516 Township Line Road (215) 542-7000  
Blue Bell, PA 19422 USA FAX: (215) 540-5837

Circle (24) on Reply Card

## The Most Accurate SMPTE Time Code Generators On The World



### TL2100

### PORTABLE TIMELOCK GPS SYSTEM

The TL2100 is a *portable* video black burst generator, SMPTE time code generator with user bit ID, and six channel GPS receiver integrated into a single unit. Video and time code from the TL2100 are locked to UTC time and date from the atomic clocks of the Global Positioning System of satellites so that without any cables, time code in one location exactly matches that in another, whether up in the air, separated across a TV or movie set, backlot, sports field, mountain trail, lake, city, state, continent, or the entire globe. This is the TL2100 TIMELOCK GPS(tm) system. *Take it anywhere!* \$1785

### GPS-MTG

### STUDIO MASTER SMPTE TIME CODE GENERATOR

Introduced in 1993, the GPS-MTG(tm) is a GPS based worldwide SMPTE master time code generator which generates SMPTE time code matched to UTC (local) or GMT time and date, day-after-day, month-after-month, year-after-year, unattended, anywhere in the world. A precision global real time clock/calendar source for your studio time and date displays, computers, video inserters, automation systems, remote vans, etc. Complete system with auto daylight savings time, fail-safe alarm signal, software to set and maintain your PC's clock/calendar. \$1985

# HORITA

P.O. Box 3993, Mission Viejo,  
CA 92690 (714) 489-0240

Circle (70) on Reply Card



## The TR2 Rackmount Console

-  
all the  
features  
without  
the size

- A full-size console in a 7RU 19" rack
- 12 Mixers with up to 36 inputs
- Expandable to 24 mixers and 84 inputs
- 5 Styles of input mixers to choose from
- 2 Program, cue and 2 mix/minus/IFB busses
- 4 Metered outputs with distribution amps
- 2 Monitor drivers plus cue amp & speaker
- Machine control & tally outputs, On/Off inputs
- Heavy duty modular construction
- Detachable meter bridge

# Logitek

Call 800-231-5870 or 713-782-4592  
for your nearest Logitek dealer

Circle (25) on Reply Card

ment in methodology and equipment allowed measurement of all of the desired stations at one time, without repeating the run for each station.

Another important part of this project was an examination of picture quality. For these subjective measurements, observations of the six TV stations were made at each survey point, using the mast-mounted antenna and a set of rabbit ears. (A previous audience survey conducted by the station had indicated that almost half of its non-cable viewers used rabbit-ear antennas.)

### Selection of radials and points

The project collected data from 124 measurement locations. Ten radials from the station's John Hancock Center transmission site were selected. Chicago's orientation on Lake Michigan dictated that no meaningful data would be available from 0° through about 120° (all radials are referenced to true north). Therefore, the 10 radial directions examined were 135°, 160°, 180°, 206°, 225°, 245°, 270°, 295°, 315° and 335°.

USGS sectional topographical maps in the 1:24,000 (7.5 minute) scale were used to plot these radials from the center of radiation out to a distance of 35 to 40 miles. Then, following FCC standards for this measurement process, points were selected at approximately 2-mile intervals, starting at 10 miles from the center of radiation and continuing out to 35 or 40 miles, depending upon the radial. These points were selected with ease of access in mind.

Each radial had approximately 13 measurement points associated with it, except for the 135° radial, which extends over water for the first 27 miles from the Hancock Center. It had five points in north-west Indiana.

### Measurement apparatus and procedure

Measurements were taken using an RF survey van equipped with a 30-foot pneumatic mast. (An ENG truck with a similar mast could also be used.) The survey apparatus consisted of the antennas described earlier, a TV demodulator, a waveform monitor, a color TV monitor, an IBM-compatible computer and a digital spectrum analyzer. (See Figure 1.) The computer and the spectrum analyzer were connected via a GPIB interface to facilitate automated measurement. Custom software was developed to sequence the analyzer through the measurement routine. Results were saved on disk and were also printed out at the time of the measurement for backup.

The mast antenna was mounted on a pan/tilt head. The rabbit ears were mounted on a short aluminum rod that was



Quick. Find the first shot fired at the Russian White House.



Quick. Find the first shot fired at the Russian White House.



This is a historic moment in video. Logged automatically. On plain paper. With time code. Using a standard HP office printer. This is the HP VidJet Pro. And this is just the beginning.

It's the VidJet Pro video print manager from HP. And it'll change everything that's kept video printing specialized, clumsy and expensive.

It moves video printing to your HP LaserJet or color DeskJet printer. Allowing you to grab, format and print images in any size or color. On plain paper or transparencies.

From thumbnails to posters, storyboards to logsheets, the HP VidJet Pro even logs and archives tapes automatically—with time code and scene changes—up to 50 images per page.

For a free brochure and samples of the HP VidJet Pro's output, call 1-800-452-4844 ext. 8318. And discover why everything else is old news.

© 1991 Hewlett-Packard Co. TMV1P85/BE



There is a better way.



Circle (26) on Reply Card

# HIGH POWER UHF ANTENNAS

- \* UTV-01/48 2x30 kW, Chs 15-21
- \* UTV-01/96 2x30 kW, Chs 27-33



Installed on top of the Central Television Tower, Beijing, P.R.C.

Whatever your broadcast requirement is we have the ideal solution



Certificate No. 9110.SIR7



Call SIRA today



20040 Caponago (Milano) Italy  
Via Senatore Simonetta, 26  
Tel. +39-2-95742605  
Telex 341314 SIRANT I  
Telefax +39-2-95742599

Circle (27) on Reply Card

AVG. TASO GRADE IMPROVEMENT

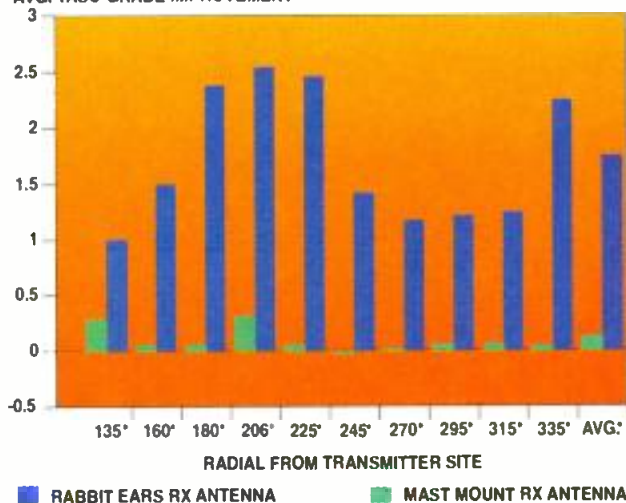


Figure 2. An example of the PC-generated display possible by processing data gathered in field measurements. Here, the perceived change in received picture quality between a station's old and new transmit antennas is graphed along each radial (and averaged). Results are shown for signals received on a 30-foot mast antenna and rabbit ears.

placed on the roof of the van. Transmission lines from each antenna entered the van via an access port in the roof and were connected to a coaxial switch. The output of this switch fed a similar coaxial switch that routed RF either into the TV demodulator for picture viewing or into the spectrum analyzer through a 75Ω to 50Ω matching pad. This pad introduced a loss of 5.7dB, for which a compensation factor was applied in calculating measured results.

In order to conduct the signal-strength measurements for all six stations in a timely manner, computer automation of the test process was employed. At every sampling point, the spectrum analyzer was automatically tuned to each of the 12 frequencies to be monitored (aural and visual signals for six stations), and 11 samples of maximum signal amplitude were taken. The first sample was discarded and the remaining 10 were averaged. Each frequency's average was stored on floppy disk, using a separate file for each measurement location. The truck was then moved a short distance and the process repeated, until five separate sets of measurements were taken at each location. At the completion of each location's full complement of signal-strength tests, the computer file contained five averages of 10 samples for each of 12 discrete signal frequencies, totalling 600 values per measurement location.

A program written in BASIC was used to sequence the spectrum analyzer through the 12 measurement frequencies. For each measurement, resolution bandwidth was set for 300kHz and video bandwidth for 100kHz, resulting in a display that allowed easy measurement of peak power. Each of the measurement samples was taken by making a single sweep of the spectrum and using a peak-reading marker function. Each of the desired measurement frequencies was programmed as the center frequency of the analyzer with a span of 5MHz to prevent the peak marker from reading the wrong signal. The computer could then interrogate the spectrum analyzer and capture the power value in dBuV. The program also included user prompts, a printing utility and disk storage routines.

For the subjective evaluations, the mast-mounted antenna and the rabbit ears were fed into the demodulator and viewed on the television. The picture quality for each station with each antenna was graded using a 6-level standard corresponding to the *Television Allocation Study Organization (TASO)* recommendations. (TASO was an industry group that advised the FCC on technical aspects of TV channel allocations in 1959.)

At each measurement point, the time, weather, obstructions, nearby power lines and other pertinent observations were logged, using a standard form. The location was also carefully described,



# C-COR/COMLUX

## Single Channel Digital Video System

**Replacing  
yesterday with  
tomorrow...today!**

C-COR/COMLUX  
single channel  
3300 series video  
transmitters and  
receivers.



C-COR/COMLUX, the first provider of a single channel digital video fiber optic system, offers you the product you'll need to upgrade, replace or add new video service.

- ▲ Replaces yesterday's FM technology
- ▲ Cost Effective
- ▲ Uncompressed Digital Quality
- ▲ Up To 8 Channels Digital Audio
- ▲ RS 250C Short Haul Specifications
- ▲ Multi or Single Mode
- ▲ Distances up to 100 km

**Access C-COR/COMLUX...  
Today's Digital Video Solution.**

**C-COR** COMLUX, INC. ✱

47323 Warm Springs Blvd.  
Fremont, CA 94539-7462  
510-440-0330

60 Decibel Road  
State College, PA 16801  
800-233-2267

Circle (28) on Reply Card

# LIGHTWEIGHT... RUGGED... AND

# FAST

The OConnor 35L CARBON FIBER Tripod...  
just **ESECONDS** to setup



- Single release sets all three legs simultaneously
- Seconds to setup on almost any terrain
- Lightweight... just over 7 lbs with spreader
- 24" to 60" Range
- Use a 35L Carbon Fiber with an Ultimate 515 or 1030B Fluid Head for a real winning combination

## OConnor

ENGINEERING LABORATORIES  
PROFESSIONAL CAMERA SUPPORT SYSTEMS  
100 Kalmus Drive, Costa Mesa, CA 92626  
714-979-3993 - Fax 714-957-8138

Circle (29) on Reply Card

so valid subsequent tests could be conducted for signal-comparison purposes.

Both mast and rabbit ear antennas were adjusted for best orientation at each measurement point. Safety was also stressed: The mast was never to be raised without looking up for power lines and obstructions, and it was always to be lowered when the vehicle was moved. Those conducting the survey also should have proper identification — you'll be amazed at what some people will think you are doing.

The full set of tests was completed in approximately three weeks. At the conclusion of the survey, the raw data was loaded into a spreadsheet program and averaged to give a single aural/visual value for each station at each map point. A correction was also applied to compensate for the 50Ω to 75Ω minimum-loss matching pad at the spectrum analyzer input. This information was then combined by radial to give a signal-strength profile of each station along that radial direction from about 10 miles to 35 miles from the transmission site.

#### Graphical data presentation and observations

The spreadsheet program was used to transform mind-numbing rows of numeric data into displays that allow easy visual comparison of relative signal strengths for the stations of interest. In addition, TASO rankings could be displayed. (See Figure 2.)

Perhaps most useful are graphic comparisons of results from multiple tests taken under different conditions. In this case, the station conducting the tests ran the full set *twice* — once before and once after the installation of a new, circularly polarized (CP) antenna.

Comparing these before-and-after curves showed that the visual signal levels for the new antenna varied from slightly lower to approximately the same as the old antenna. (Remember that the signal-strength tests were made with the horizontally polarized mast antenna only. No attempt was made to measure the vertical component because there are no CP consumer TV antennas available that would take advantage of the additional radiated signal.)

On the other hand, comparing the before-and-after tests' *subjective* results showed significant improvements. Figure 2 shows the average differences in TASO grade between the station's original batwing antenna and the new CP unit, with each radial's results displayed separately, plus an overall average for the mast and rabbit-ear receive antennas. A positive value represents the number of TASO grades of improvement, and a negative number represents a degradation.

Results were especially noticeable with the rabbit-ear receive antenna. Of the 124 points measured with rabbit ears, five points showed no improvement and three points showed degradation. The other 116 points showed an improvement, some by as much as four TASO grades. The overall average improvement for the entire viewing area was about 1.7 TASO grades. This represents the difference between a marginal picture to one of high quality that provides enjoyable viewing.

Such surveys collect real-world data about the nature of received signals in a TV market. Management can then be confident that the station's signal covers the market with a strong and high-quality signal and compares favorably with the competition. The use of automated testing makes this possible in a relatively fast and cost-effective manner.


➔ For more information on automated RF test equipment, circle (311) on Reply Card.



See Us At SIGGRAPH Booth #431

# There's A New Way To Store And Retrieve Digital Video In Real Time.

## Introducing The Spectra 6000 Disk Array.



An Authorized Silicon Graphics Independent Hardware Developer

Visual computing just got a whole lot easier. By taking an open system approach to storing and retrieving digital video, Ciprico's Spectra 6000 disk array delivers real-time performance together with unmatched flexibility.

Seamless integration with Silicon Graphics workstations give you the flexibility to switch between digital video applications, i.e. from paint to composite to animation to on- or off-line editing. This impressive versatility eliminates the need for "dedicated use" digital disk recorders (DDRs) and can save you plenty.

Spectra 6000's performance characteristics redefine the concept of productivity. Standard SCSI-2 drives support real-time data transfer rates. Plus, now you can work with storage capacities of several minutes of on-line digital video (as

opposed to the old DDR capacity limitations of under a minute!). Each array can provide up to 16GB of storage and can be combined with other arrays for additional capacity. Spectra 6000's fault tolerant design and optional redundant power supply assure continuous on-line performance and no loss of data.

For more information about the Spectra 6000 disk array—the new way to store and retrieve digital video, call us at **1-800-727-4669**.

In the USA  
2800 Campus Drive  
Plymouth, MN 55441  
1-800-SCSI-NOW (727-4669)  
In MN: (612) 551-4000  
Fax: (612) 551-4002

In Europe:  
7 Clerewater Place, Lower Way  
Newbury, Berkshire RG13 4RF  
England  
(44) 635-873666  
Fax: (44) 635-871996



Circle (30) on Reply Card

# Antenna pattern analysis by aircraft

By Steve Rowell

Most engineers agree that ground-based field-strength measurements leave a lot to be desired. A scattered number of points taken over a few days with only rough ground coordinates to plot with is not an ideal method. Trees, power lines and ground-signal interference all contribute to skewing of the data.

An obvious alternative is retrieval of field-strength measurements from the air. It is not a new idea. Anyone with a news helicopter and a field-strength meter has probably given it some thought and perhaps even attempted it. Others have developed it into a business. One such company is the Georgia-based A/D Technologies. Examining the company's approach is a good way to understand the general principles of aerial field-strength measurement. The company uses sound engineering and computerized signal-gathering equipment to present a concise and arguably more precise picture of an antenna's actual radiation characteristics.

## On-board test equipment

A/D Technologies uses a custom-made sampling antenna. The design is an offset dipole mounted in-line, underneath the body of a small plane. The dipole was designed to be as close to as many multiples of broadcast frequencies as possible.

Inside the plane are an automated spectrum analyzer and a computer. The computer takes the raw data from the spectrum analyzer and compares it with the known characteristics of the broadcast site to determine the radiation pattern. The computer also compensates precisely for the receive antenna's gain characteristics at the measured frequency to assure a flat response from the dipole. This method allows reception anomalies created by the aircraft's structure to be nulled as well.

Limits for the plane's heading deviation are also determined, so that line-of-sight to the broadcast antenna will clear the wing and tail of the aircraft at all times.

## In the air

A circle of two nautical miles radius around a station's tower is used as a nominal measurement path. Altitude remains fixed at 1,000 feet. Measurements taken from this distance are computed

based on the free-space path loss ratio.

Before the crew leaves its home base, a detailed flight plan is plotted. Deviations from the 2-mile circular path due to natural or man-made obstructions (often other broadcast towers), as well as restricted air space, are figured into the plan. Sometimes exceptions may be granted for access to controlled air space. For obstructions, a wider circle or a slightly skewed path must be used. Such deviations to the flight path are not problematic. Enough raw data is accumulated throughout the flight that non-equidistant samples from known positions can be normalized to the nominal flight path and corrected.

In the air, a GPS receiver is used to feed precise ground fixes for every measurement point. This location data is coupled with spectrum analyzer samples, adjusted to the receive antenna's gain characteristics and recorded by the on-board computer. Each sample's data is correct

station's pattern. The map can include political and physical topography — anything from state, county and city boundaries to roads and rivers. The client can select the combination of geographic demarcations that will best aid in relating population and coverage to the pattern data.

A pattern's *reference plot* includes a selected dBuV contour superimposed over this selected topographical information. This type of plot should not be confused with standard FCC field-strength plots. Reference plots depict the antenna's exact pattern — the radio horizon and terrain are *not* considered. User-specified contours can also be included. The data is stored so that subsequent measurements can be easily compared. Color is used to make the printed data easy to understand by non-engineering staff. (See Figure 1.)

## Why do you need this?

The obvious application for this kind of survey is the proofing of an antenna. A new antenna can be verified for its signal strength and pattern by this kind of plot. Orientation, feed line and transmitter power coupling can also be confirmed.

Existing facilities can also benefit from such tests, however. Wind, rain and the inadvertent bumps by tower crews can cause those puzzling phone calls that make an engineer wonder if there is something wrong up there.

A/D Technologies suggests to its clients that this service be put on a periodic schedule. For example, engineers have seen small new nulls develop on subsequent visits (which are nothing to worry about), but later visits may show the null deepening and another developing on the opposite side of the pattern (which could be a serious problem).

These kinds of tests not only alert a station to problems, but the hard copy also can be sent to the antenna manufacturer, who can use the data to troubleshoot the problem. The tower crew can then climb knowing what to look for when they get to the antenna.

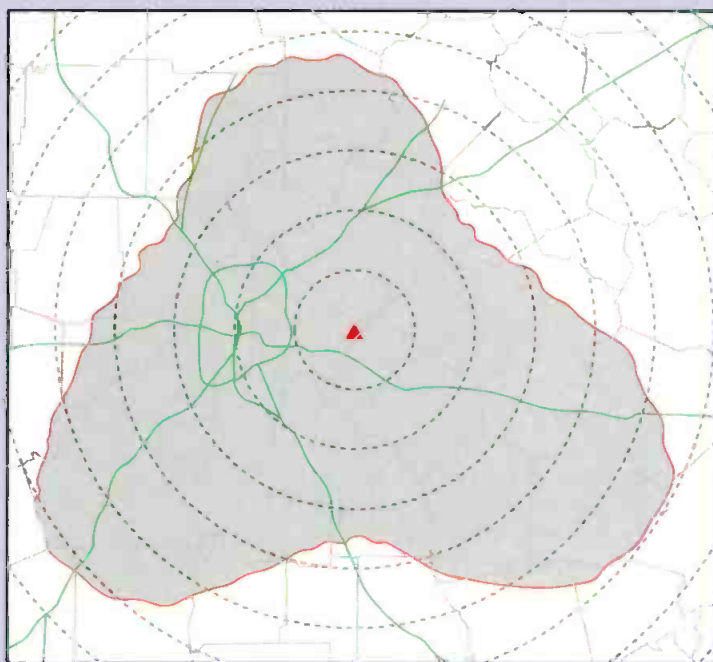


Figure 1. A hypothetical 74dBuV contour plot of a UHF-TV station's antenna pattern derived from aerial measurements. (Provided by A/D Technologies.)

to 0.1° of pattern arc, providing an overall pattern accuracy to 1° of pattern arc.

Two passes around each tower are used for verification purposes. Fixed attenuators are used to optimize the spectrum analyzer to the power of the station being measured. Often, multiple stations are measured on the same flight, so these attenuators are exchanged in the air.

## Hard copy results

By using the latest topographical information provided by the USGS, a customized map is generated for plotting the

➔ For more information on antenna pattern analysis by aircraft, circle (312) on Reply Card.

Rowell is chief engineer at WOFL-TV, Lake Mary, FL. Respond via the BE FAXback line at 913-967-1905.



# Ikegami's Digital. The Perfect 10.



Ikegami's HL-57 is another video first: TV technology's Perfect 10. The HL-57, 10 Bit Digital Processing Portable Camera, provides exceptional picture quality with stability and repeatability, obtainable only through digital video processing.

Among the many advanced performance and operating features are: a horizontal resolution of more than 750TVL, a S/N of better than 62dB, a new Super V for improved vertical resolution, matrix correction for optimized colorimetry, a new menu-driven control system for operator

convenience and an extended-range continuously-variable electronic shutter.

A detail enhancement system includes such advanced functions as: Skin Detail, Diagonal Detail, Soft Detail and Slim Detail. Together they produce a very high resolution, yet smooth picture.

The Perfect 10 can accommodate on-board Beta SP<sup>®</sup>, Beta<sup>®</sup> or MII<sup>®</sup> VCR's, or can be fitted for triax remote control. Most Unicam<sup>®</sup> accessories are compatible.

To learn more about Ikegami's Perfect 10, the HL-57, contact a Regional Sales Office.

THE PROFESSIONAL'S CHOICE

Ikegami Electronics (U.S.A.), Inc. 37 Brook Avenue, Maywood, NJ 07607 East Coast: (201) 368-9171  
West Coast: (310) 534-0050 Southeast: (305) 735-2203 Southwest: (214) 869-2363 Midwest: (708) 834-9774

Beta SP<sup>®</sup> is a registered trademark of Sony. MII<sup>®</sup> is a registered trademark of Panasonic. Unicam<sup>®</sup> is a registered trademark of Ikegami.

## Ikegami

Circle (31) on Reply Card



# Antennas for NTSC/HDTV simulcasting

Factors affecting performance include antenna bandwidth, pattern and mounting.

By Joseph A. Zuba

## The Bottom Line

*Slowly, but surely, planning for HDTV implementation continues. Numerous questions remain, but one thing is sure, a major portion of the costs associated with conversion to HDTV will go into the transmission system. Understanding the differences between HDTV and NTSC, as well as being aware of implementation options, will help those involved get the most from their decisions.*



The migration to digital has been readily accepted for studio equipment. And, as transmitter purchasers begin specifying "HDTV-adaptable" configurations, they are more closely examining the last link in the path, the transmission line and antenna. This article will discuss antenna system options and factors to consider for the transition from NTSC to HDTV. These options include such configurations as side-mounted antennas, top-mounts, stacks and multiplexing. In every case, the relationship between the tower and antenna system requires analysis.

### Equivalent coverage for HDTV

The first question usually asked is "What HDTV power (or ERP) will be required to obtain reliable HDTV coverage comparable to NTSC?" Industry opinion varies, ranging from approximately 50% to even 200% of NTSC powers. This discrepancy is due to delays in the ATV system field

tests, scheduled for completion in 1995, and the yet to be finalized "planning factors" that incorporate such issues as channel assignment (14 vs. 69 for example), time and location variability, and the HDTV receiver (antenna and low-noise amplifier gain).

Consensus seems to be that on a "peak" basis, HDTV ERPs should fall between 50%-100% of NTSC. Although early discussions of peak/average ratio for digital signals have ranged from 6dB to 10dB, the current ratio being used is 6.2dB.

### System considerations

Intermodulation distortion and RF system efficiency (including line and antenna) will affect the amount of transmitter power/ERP required for HDTV transmission. Common amplification mode transmitters have exhibited excellent phase and amplitude linearity over the 6MHz channel. Such linearity requirements also can be extended to passive RF components. Severe non-linearities will result in the loss of digital information. Inefficient

Zuba is director of broadcast sales and marketing for Dielectric Communications, Raymond, ME.



Figure 1. Dielectric TFU-24G antenna used for Charlotte, NC, ATV field tests.





© 1994 The Grass Valley Group, Inc. a Tektronix Company

## People who don't use Grass Valley video production systems often find themselves in compromising positions.

**W**hen choosing a video production system, you should come away from the experience feeling as if you got exactly what you wanted. A system that you can't wait to get your hands on. A system that will give you a leg up on your competition.

With that in mind, we'd like to introduce you to the Sabre™ 4100S Dynamic Editing System. The Sabre 4100S transforms the editing process, making it more visual, more intuitive than ever before. Which means you can spend more time doing your creative best and

*With the Sabre 4100S, you can easily configure menus, as well as customize the screen display and graphics.*



less time trying to figure out how to get things done.

By combining our editing tools with the capabilities of the powerful Silicon Graphics Indy™ workstation, Sabre allows you to customize the editing process to fit your exact working style. All with a simple point-and-click of the mouse or traditional keystroke commands.

To receive a free brochure with more information, call 1-800-474-8889 ext. 594.

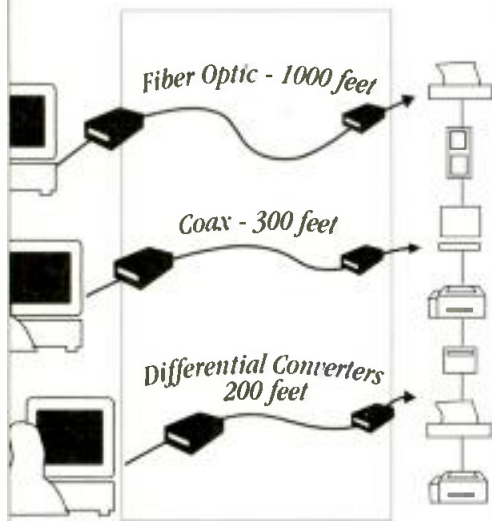
The Sabre 4100S. The no-compromise video editing system.

**Grass Valley**  
A TEKTRONIX COMPANY

Circle (32) on Reply Card

# SCSI

That Goes the Distance



PARALAN

7171 Ronson Rd., San Diego, CA 92111  
(619) 560-7266 Fax: 619-560-8929

Circle (33) on Reply Card

## Sound Connection



## Sound Perfection

Our all metal XLR connectors feature a wide range of color coded collars for quick and easy system identification.

Unsurpassed Noise Rejection

DGS  
PRO-AUDIO

DELTRON

Gotham

800-292-2834

P.O. Box 170426, Arlington, TX 76003

Circle (34) on Reply Card

cies within the transmitter RF system or transmission line path will also result in wasted energy and loss of coverage.

In addition to VSWR or input bandwidth, antennas have been evaluated for elevation and azimuth pattern measurements at NTSC carrier frequencies.

Now the antenna output bandwidth performance requires examination across the 6MHz channel.

Any study of digital HDTV-equivalent coverage must look at the threshold contour, the distance beyond which picture and sound are lost where the minimum carrier to noise ratio (CNR) of the digital signal is barely maintained. At that contour, approximately one mile of coverage will be lost for every 1dB of signal reduction. (See Figure 2.) Far away from the transmitter, weak NTSC signals result in fuzzy or snowy pictures. For HDTV, there will be a picture or nothing at all. This is an extremely important point and has major implications for antenna selection, choice of pattern and method of antenna mounting to the tower.

The strength of a digital TV signal is usually expressed in average power. Much attention has been focused on the lower-power, lower-cost aspects of the transmission facility. However, the evaluation of "passive" components (filters, transmission line and antenna) must be done on a "peak instantaneous power" basis that can reach levels well above average. This means the transmission line and antenna will be about the same physical size as present NTSC systems.

### Antenna options

Top-mounted slotted cylindrical antennas will always offer the best performance. The antenna supplied for ATV field tests in Charlotte (see Figure 1) is a top-mounted type and is similar to available NTSC designs. Long term, if at all possible, an HDTV top-mounted antenna should be a goal. However, many stations may elect to use a side-mounted antenna for initial HDTV implementation.

One issue yet to be determined is what minimum power/ERP/facility the FCC will allow stations to comply with its on-air HDTV timetable. Stations that now use directional antennas for NTSC will most easily implement this type of system.

This is because of the scattering effect (reflections) the tower causes in omnidirectional patterns. For NTSC this effect is not drastic, but for HDTV, tower effects can distort the threshold contour and result in significant "holes" in the coverage area.

General belief is low-to-medium gain antennas with elevation gains of 20-25 will work best for HDTV. To perform a tower analysis,

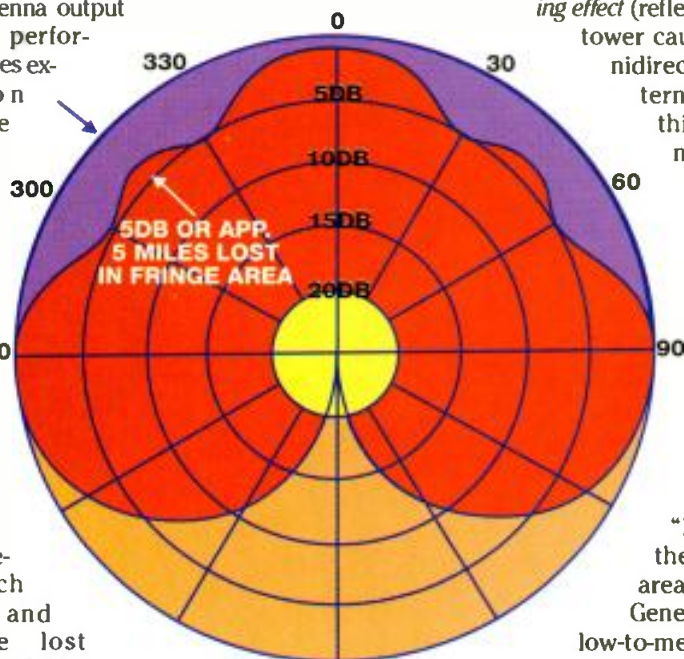


Figure 2. Possible variation of threshold contour with antenna azimuth pattern.

you could estimate an antenna physical size by assuming the aperture of a higher-gain antenna (30 perhaps) with associated transmission line.

While some stations are planning a modest entry into the HDTV era using a side-mounted system, others are preparing to get a jump on the competition.

Stacked systems provide a top-mounted solution. These involve mounting two antennas, either VHF/UHF or UHF/UHF, atop one another to provide the best coverage for NTSC and HDTV channels. Several stations are planning or implementing such systems now by: 1) building new or strengthening existing towers, and 2) installing stacked systems using a dummy tower or pole section to be replaced by a future HDTV antenna.

Broadband UHF panels provide UHF stations with the ability to combine NTSC and HDTV signals into the same antenna. Maryland Public Television Network's WCPB-TV Channel 28, Salisbury, is taking this route. The antenna to be installed (see Figure 3) is a top-mounted panel type designed for operation on any future HDTV channel. Omnidirectional UHF panel antennas require a support tower with a small cross section (about 27 inches square) for good circularity and coverage ( $\pm 2$ dB). They are somewhat power limited by feedline size and structurally offer higher windloads than slotted cylinder types. The tower can be reinforced,



The Chyron

# iNFiNiT!™

## Graphics Workstation

Chyron iNFiNiT! incorporates character generation, paint, animation and stills storage on one upgradeable platform.

iNFiNiT! is a dual channel, dual user graphics workstation that utilizes the latest technology to produce real time graphics for broadcast and post production use.

### Character Generation:

- Flash Font™ for instant type sizing and instant control of attributes including neon and bevel.
- Type on a straight line, user defined curved line or on a geometric shape.
- iNFiNiT! Message Compose now supports spell check.

### Paint:

- Image Tools™ is a powerful paint and retouch program for full color images.

### Animation:

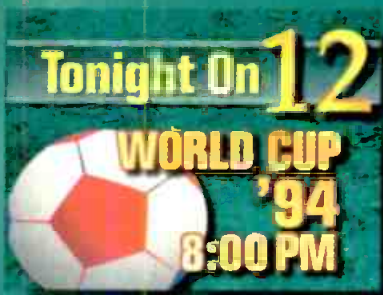
- Import animations from SGI™, Macintosh™ or PC platforms, or create instant text animations with Chyron Transform™.

### Stills:

- TVSTOR™ is the latest iNFiNiT! option. Video and key signals, thumbnails and text are stored in a database.
- Easy playlist creation and display.
- Remote recall panel for on-air use.

### Network Capability:

- iNFiNiT! is networkable to Chyron MAX!>, MAXINE!, Aurora Liberty Paint or any TCP/IP device for high quality digital image transfer.



Contact your distributor or Chyron Sales at (516) 845-2026 or Fax (516) 845-3895.

**CHYRON**  
Graphics

THE PESACHYRON GROUP

PESA

CHYRON

CMX

AURORA

PESA-MC

Circle (35) on Reply Card



which may offer a cost-effective solution to top-mounted simulcasting.

Wraparound panels (around the tower) have been mentioned as a simple solution to the addition of a UHF HDTV channel or for multiplexing. Because the panels are small (and towers generally large), the resulting azimuth patterns can be severely distorted, deviating up to 20dB from omnidirectional in some cases. Such distortions will result in an unacceptable loss of service. In directional applications, the use of side-mounted broadband panels for combined operation could find acceptance. Side-mounted HDTV-ready/NTSC standby systems using broadband UHF panels and broadband lines provide an immediate NTSC backup and HDTV-ready system.

For broadband antenna systems, broadband transmission lines are mandatory and two choices are available. At sizes up to three inches, semi-flexible cables are less expensive and less costly to install than rigid lines. For diameters larger than three inches, broadband rigid line provides higher efficiency, higher power handling, ease of installation and better VSWR response than the semi-flexible alternatives.

#### Vertical polarization

Vertical polarization has been mentioned for HDTV transmission in an effort to reduce interference from HDTV into NTSC. Because most UHF antennas are slotted cylinders, vertically polarized




Figure 3. The broadband TUP panel antenna for WCPB/28, Maryland PTV.

UHF antennas may be larger with larger windloads. These antennas in the presence of other antennas or towers (side mounts) exhibit higher distortion, or scattering, than horizontally polarized units. Vertically polarized signals propagate and are attenuated differently, requiring a new set of planning factors for ERP determination.

Finally, vertical polarization would require two antennas at the receive end. This is not to imply vertical polarization can't or won't be used. Circular or elliptical polarization for HDTV still needs to be evaluated.

#### Choosing the best system

Which antenna system is best? Unfortunately, there is no single answer. How well the system performs will depend on the factors discussed and the options available to each station. The initial choice of an antenna system for digital HDTV will also depend upon market size and the revenues expected from HDTV transmission. Economics and the FCC implementation schedule will affect the decision. One thing is clear, the planning process should begin now.

Acknowledgment: The author would like to thank E. Noel Luddy and Dr. Oded Bendov for their comments.

➔ For more information on HDTV antennas, circle (313) on Reply Card. See also "Antennas, TV Transmitting" on p. 67 of the BE Buyers Guide.

## THE RF EXPERTS KNOW—MYAT DELIVERS

### MYAT DELIVERS QUALITY

You can rely on MYAT rigid line and components to deliver a clean, powerful signal to your antenna. Pure highest quality copper, brass and silver, plus computer-aided design and manufacturing ensure consistency and accuracy. No wonder demanding broadcasters worldwide choose MYAT products for their passive systems. We take Quality Control very seriously.

### MYAT DELIVERS RELIABLE PERFORMANCE

Our non-galling silver-plated beryllium copper contact springs, brass elbow reinforcements and virgin Teflon inner supports are designed for maximum velocity, minimum attenuation and long service life. Every MYAT component is tested before shipping and backed with a full one year warranty. MYAT products are built for the long run.

### MYAT DELIVERS WHEN YOU NEED IT

Major transmitter manufacturers with strict production schedules rely on MYAT to deliver quality components on time and within budget. So do leading broadcasters like the Empire State Building's newest TV tenants. At MYAT, commitments are kept.

### LET MYAT DELIVER FOR YOU

Whether you're planning a new tower, upgrading an older installation, or coping with an emergency, you can depend on MYAT rigid line and components. Thousands of RF experts around the world already do. Contact your RF distributor, or phone us for our catalog, installation planning guide and engineering reference. Its detailed drawings can help you put together an efficient, trouble-free transmission line that will last for decades. For a free copy call 201-767-5380 or fax 201-767-4147.

### RIGID LINE: RADIO'S EFFICIENT CHOICE

40 YEARS OF EXPERIENCE. 40 YEARS OF EXCELLENCE.

380 Chestnut Street • P.O. Box 425 • Norwood, NJ 07648  
Tel 201-767-5380 • Fax 201-767-4147

Circle (36) on Reply Card



Manufacturers of electronic transmission equipment since 1951.



# First LARCAN bought a TTC transmitter...

## We were so impressed, we bought the company.

**LARCAN was called on to supply a reliable UHF IOT transmitter to one of our loyal solid state customers.**

**We had to make the right choice... our own reputation was riding on it. So we shopped the worldwide market, asked a lot of tough questions. And after all the research, we chose TTC's HDR over all its competition..**

**Our reasons were simple and compelling:**

- ✓ **HDR** proved to be 9 -12% more efficient than any of its competitors – our customer sure liked the power cost savings.
- ✓ **HDR** has a real-world track record – it was the world's first air-cooled IOT transmitter.
- ✓ **HDR** features TTC's high-performance XLS-5 Exciter; plus air or water cooling – our engineers heartily approved.
- ✓ **HDR** transmitters are High Definition Ready – they can be on air today and be used for HDTV tomorrow.

**In fact, the more we found out about TTC and its design philosophy, the more we liked what we saw.**

*We knew TTC's product line – including their industry-standard low power UHF transmitters and outstanding FM transmitters-would be a perfect fit with LARCAN's advanced solid state VHF and UHF technology. So the two companies joined forces.*

*Now you can get the strength of one of the largest, most successful transmitter companies joined with the world's most efficient UHF high power transmitter.*


**How can you beat that?**

Circle (37) on Reply Card

228 Ambassador Drive  
Mississauga, Ontario CANADA L5T 2J2  
Tel: 905-564-9222, Fax: 905-564-9244

**LARCAN**

650 S. Taylor Avenue  
Louisville, CO 80027  
Tel: 303-665-8000, Fax: 303-673-9900



# Field production cameras

Tools for shooting video in the field continue to improve.

By Marcus Weise

## The Bottom Line

*Advances in camera technology have made it difficult to separate the quality and flexibility of studio cameras from electronic field production/electronic news gathering (EFP/ENG) cameras. Operational features of these cameras have become quite sophisticated, while increased integration and automation allow more to be carried in small, ergonomic packages. If your field cameras are of an older vintage, upgrading them today can have dramatically beneficial effects on your remote programs.*



The technical specifications and video-processing capabilities of EFP/ENG cameras have become practically identical to their studio counterparts. Field cameras can now boast such features as 10-bit to 13-bit digital signal processing, signal-to-noise ratios of 62dB, three 600,000-pixel  $\frac{2}{3}$ -inch CCDs, available triax and fiber-optic cable outputs and up to 900 lines of resolution. Most manufacturers offer auto-setups, memory storage capability for setup parameters and detailed color correction in six vectors, just as they do in their studio cameras. Quite often, an EFP/ENG camera is nothing more than a smaller version of a manufacturer's studio camera, carrying all the same operational capabilities of the larger body.

Weise is president of Marcus and Associates, Hollywood, CA. Respond via the BE FAXback line at 913-967-1905.

*The reduced size of EFP/ENG cameras can be a blessing or a curse, depending on the needs of your production.*

EFP/ENG cameras generally add an integrated VCR or the ability to dock to a variety of external decks. Sony and Ikegami offer camera control unit adapters for their field cameras, making them better than dockable — they can record in the camera and also feed studio tape machines. They also can be controlled remotely by phone lines or radio units.



The JVC KY-27B field production camera.





**IF IT HASN'T GOT ONE,  
IT'S NOT ONE.**

The Quantel Paintbox® electronic graphics system is the only Paintbox system there is. No other electronic graphics system can be or should be referred to as Paintbox.

If you're thinking about buying an electronic graphics system, or hiring creative time on one, you should be sure you're getting exactly what you ask for.

Only Quantel systems carry the Paintbox® mark, because Paintbox is a registered trademark for products made only by Quantel. This protects both our good name and your good business.

And by insisting on Paintbox by name you're guaranteeing yourself the industry standard.

Paintbox®: it's all in the name.



Quantel Inc., 85 Old Kings Highway North, Darien, CT 06820 Tel: (203) 656 3100 Fax: (203) 656 3459

Circle (38) on Reply Card

[www.americanradiohistory.com](http://www.americanradiohistory.com)

---

**PAINTBOX®**

---



The Panasonic AG-DP800 Supercam camcorder.

The reduced size of EFP/ENG cameras can be a blessing or a curse, however, depending on the needs of your production. In confined quarters, such as an aircraft, you need a smaller camera. On the other hand, at a sports event, such as golf or baseball, the stability and inertia of a studio camera is desirable. There are new and interesting adaptations for size and weight considerations when using field cameras.

For example, although most field cameras will mount onto studio pedestals, the feel and look are not the same as a real studio camera. Ikegami has designed what it calls a *System Expander*. It takes a portable camera and converts it to a studio camera by placing it inside an enclosure that gives it operational qualities of a studio camera mounted

**Quite often, an EFP/ENG camera is nothing more than a smaller version of a manufacturer's studio camera.**

on a standard studio pedestal. The viewfinder is full size instead of an eyepiece type. The enclosure allows the use of a larger studio lens and offers intercom and monitoring capabilities. It takes about five minutes to install or remove the camera from the enclosure, and either camcorder or camera-only models can be used.

#### Flexible new features

Several new EFP/ENG cameras are offered in versions that are switchable between 4:3 and 16:9 aspect ratio outputs. Outputs are also switchable from serial digital to analog, and from component to composite. Thereby, one camera can cover a multitude of uses.

For camera setup, many models have through-the-lens setup systems that are automated and storable. Picture-

in-picture (PIP) in the viewfinder is also offered. This allows the operator to see a return from the studio for special effects, for example, without losing the image in the viewfinder that the camera is presently shooting. The images are switchable so the small image can be swapped with the larger one if more detail is needed. The PIP image can also be moved to any quadrant in the viewfinder.

Automatic black-and-white shading compensation corrects unevenness caused by internal circuit characteristics or by lenses and prisms. Camera setups including all parameters are storable on card memories or internally, allowing the same setup to be repeated days or months later and assuring the same setup on all cameras.

Video gain circuits are available with ranges from -3dB to +30dB and minimum specifications of 3.2lux illumination. Color correction can be performed through dual internal filter wheels in addition to electronic correction. Variable shutters, with speeds from  $1/60$ th of a second to



The LDK 10P field camera from BTS.

**Several new EFP/ENG cameras are switchable between 4:3 and 16:9 aspect ratio outputs.**

more than  $1/2,000$ th of a second, allow synchronization of the camera with any image it is photographing. This prevents video phasing problems, such as bars on a computer screen, and it can also be used to eliminate blurred images in



Ikegami's HK-377P field production camera.






## Look who's going to improve your image.

You've heard a lot about Switchcraft, a leading manufacturer of quality audio components for more than 40 years. Now, see what we can do. Because Switchcraft can supply you with video components, too.


Look to us for standard video broadcast equipment, all made with the reliability and high quality you expect from Switchcraft. When it comes to our



video insulated patch panels, you'll find our eye for detail is second to none. Each one can accommodate

up to 26 jacks for a variety of requirements. Dual jacks provide a normal-through signal path without the use of looping plugs or patch cords. And, each panel comes with large designation strips for your own labeling.

Our video patch cords are available in popular lengths and colors – all built for efficient video signal transmission. Our patch cords come with rugged metal handles and optional rubber “boots” for a better grip. The “boots” offer enhanced flex relief and are available in your choice of colors – red, black, green or blue. Switchcraft is dedicated to making your studio time as productive as it can be.



So whether you're thinking video or audio components, think Switchcraft. We've always done wonders with sound. Now we can improve your image, too.


For more detailed information, phone or FAX our Marketing Communications Department and ask for New Product Bulletins 426 and 427.

**Switchcraft**  
A Raytheon Company

Switchcraft, Inc.  
5555 N. Elston Avenue  
Chicago, IL 60630  
(312) 792-2700  
(312) 792-2129 (FAX)

Circle (53) on Reply Card

[www.americanradiohistory.com](http://www.americanradiohistory.com)



*The TTV 1657 field production camera from Thomson Broadcast.*

high-speed action or smearing and lagging.

Setups are now much more detailed in their correction abilities. Flesh-tone detail and color-correction in six vectors allow fine-tuning of the color output from the camera. The horizontal details in the picture also can be enhanced over a broad range to accommodate the content of the scene and the bandwidth of the record or transmission system.

Panasonic has introduced *progressive scanning* to EFP/ENG camera technology. With this system, two luminance-channel buffers are used, each holding one full field. The camera can be set for interlaced scan, in which each buffer dumps its field to the output sequentially in standard alternating fashion. It can also be switched to progressive scan mode, in which each line is output from the two buffers alternately, so the output is a full frame at a time (at 60 frames/second) rather than two interlaced fields. This feature and a switchable 4:3/16:9 aspect-ratio capability make the camera a candidate for ATV use.

**JAMPRO ANTENNAS, INC.**

*your*

# HDTV SOLUTION

**Proudly presents our complete  
line of HDTV/NTSC simulcast antennas.**

**JAMPRO ANTENNAS, INC.**, for years the leader in broadcast antenna systems, has developed cost effective solutions for the transition to HDTV. At JAMPRO, we don't just sell antennas.  
**We sell solutions.**

**JAMPRO ANTENNAS, INC.**  
**When you want more than just an antenna.**



6340 Sky Creek Drive  
Sacramento, California U.S.A. 95828  
(916) 383-1177 phone (916) 383-1182 fax

*Most cameras contain  
some form of cable  
length compensation  
in the event that the  
cable runs get into the  
hundreds of feet.*

#### **Associated systems**

Most cameras contain some form of cable length compensation in the event that the cable runs get into the hundreds of feet. The newer cameras contain compensation that allow cable lengths from 1,000 feet up to 12 miles in fiber optics without signal deterioration. Cable runs are not always feasible, however. Therefore, a number of RF systems are available for wireless, long-distance transmission of camera signals. These systems can suffer from the usual problems of RF transmission systems: spectrum space limitations and RF fading or interference.

Canon has introduced a system for dealing with such troublesome long-distance camera placements in the field, such as a golf remote or an automobile race. It uses a laser beam to transmit signals, eliminating the usual analog RF interference. No frequency allocation is required. The system is line-of-sight, bidirectional and usable for distances up to one mile. The camera operator can see a return of the studio feed via the link. Cameras can also be remote controlled using this system.

For field production, a remote-control

Circle (54) on Reply Card



# Fujinon's new 66X field production lens. It turns a long shot into a chip shot...in one shot.



The odds of converting a long shot into a chip shot have never been better, thanks to Fujinon's high-performance Ah66X 9.5ESM field zoom lens. From a wide angle of 9.5 mm to an extreme close-up of 1250 mm (2X), the Ah66 X 9.5ESM has the highest magnification and best F-stop ramping of any field lens you can buy.

So whether you're shooting sports or concerts, any time the situation calls for a long shot, increase your odds with Fujinon's Ah66 X 9.5ESM. For more information about Fujinon's superb new Ah66 X 9.5ESM, call Fujinon at 1-800-553-6611 or consult your local Fujinon representative.



Broadcast & Communications Products Division

FUJINON INC. 10 High Point Dr., Wayne, NJ 07470-7434 (201) 633-5600  
Southern 2001 Midway, Ste. 114, Carrollton, TX 75006-4916 (214) 385-8902  
Midwest 3 N. 125 Springvale, West Chicago, IL 60185-1560 (708) 231-7888  
Western 129 E. Savarona Way, Carson, CA 90746-1406 (310) 532-2861  
Latin American 15181 Southwest 113th St., Miami, FL 33196-2567 (305) 388-7399  
FUJI PHOTO OPTICAL CO., LTD. 1-324 Uetake, Omiya City, Saitama 330 Japan;  
Phone: 048-668-2152, FAX: 048-651-8517, TELEX: J22885

**FOCUSED ON THE FUTURE**

Circle (55) on Reply Card

[www.americanradiohistory.com](http://www.americanradiohistory.com)



system is available called CAMS that gives the operator the feel and look of having a regular camera in hand. The remote-control unit resembles a regular camera with zoom and focus controls on the handles, and it has a full-size viewfinder. The camera, however, can be up on a tower or outside an aircraft or wherever cables from the remote controller can be run.

The advantage of this system is that the camera operator has the feeling of operating a regular



Sony's DVW-700 portable Digital Betacam camcorder.

*In a world becoming smaller through communications, the equipment that makes it happen is getting smaller as well.*

camera head. Normally, remote camera controls have knobs, joysticks and buttons that don't feel or look like a regular camera. No new "feel" has to be learned with this camera. It responds as though the operator was holding the camera and looking into its viewfinder.

In a world becoming smaller through communications, the equipment that makes it happen is getting smaller as well. At the same time, the quality, flexi-

bility and power of the equipment is increasing. Today's systems allow choices without compromise. It's usually possible to find the right tool to fit any job. Nowhere have these factors been more apparent than with EFP/ENG cameras. At the rate new field camera technology is emerging, the biggest question is not so much what to get, as when to get it. ■

➔ For more information on field production cameras, circle the following numbers on Reply Card. See also "Cameras, Video," p. 60 of the BE Buyers Guide.

BTS	(303)
Hitachi	(304)
Ikegami	(305)
JVC	(306)
Panasonic	(307)
Sony	(308)
Thomcast	(309)

## When darkness falls, BURLE ICCDs take the clear lead.

Your imaging needs can run a full range of low-light possibilities: from twilight, moonlight, starlight - all the way to fully overcast nights. And from a practical standpoint, you don't want to pay for capabilities you may not need.

That's why BURLE offers a complete family of ICCD and I<sup>2</sup>CCD products, available as components or as part of completed assemblies. No matter which you choose,

BURLE ICCDs deliver a demonstrably cleaner and sharper image than *any* of our competitors.

If your application calls for ICCDs, let BURLE help you take the lead. For more information, call us today in the United States at

1-800-827-8823. In Europe, 44-93-276-5666.



**BURLE**  
ELECTRON TUBES

Circle (56) on Reply Card



# ENERGY SAVING EEV IOTs

*...the tubes with the proven track record!*

EEV has been a prime mover in energy efficiency improvements throughout its involvement in the US UHF television industry. One of the most recent technologically advanced products added to the EEV range is the high power UHF TV IOT. In addition to its energy saving features, the EEV IOT has shown that it is ideally suited to combined amplification transmitters for conventional NTSC service, together with the requirements of digital HDTV transmission.

EEV IOTs follow the Company's established philosophy of providing customers with products that are user friendly, while satisfying their technical requirements. This, together with applications engineering support and a reputation for service second to none, has established EEV as the market leader.

Why not contact EEV today to find out how you can save up to 50% on your electric power bills.



IOTs are presently available for 40kW and 60kW visual service and combined amplification powers of up to 42/4.2kW.

## EEV Power Tubes

USA: EEV Inc, 4 Westchester Plaza, Elmsford, NY 10523  
Telephone: (914) 592 6050 or 'Toll Free' 1-800-DIAL-EEV  
Fax: (914) 682 8922

UK: EEV Ltd, Waterhouse Lane, Chelmsford, Essex CM1 2QU, England  
Telephone: (0245) 493493 Fax: (0245) 492492

CANADA: EEV Canada Ltd., 67 Westmore Drive, Rexdale, Ontario M9V 3Y6  
Telephone: (416) 745 9494 Fax: (416) 745 0618

FRANCE: EEV France, Division Tubes Electroniques et Optronique de GEC France s.a.  
2 Rue Henri Bergson, 92665 Asnières, Cedex  
Telephone: (331) 4080 5400 Fax: Paris (331) 4733 1131


Subsidiary of the General Electric Company plc of England **8&C**

Circle (57) on Reply Card

# Applied Technology

## Quantel Clipbox

By Steve Haines



Readers who have seen the movie *Broadcast News* may remember one scene with clarity; Joan Cusack's frantic, and acrobatic, dash from edit suite to master control, tape in hand. It's a video nightmare familiar to every broadcaster, as is the regular maintenance, alignment, cost and inflexibility of post-producing and airing off tape.

As an industry, we've grown eager to find a more efficient and effective alternative to tape-based broadcasting. Ideas have been plentiful, but the translation of theory to working product is less straightforward than it has been portrayed.

The Clipbox is a multi-user, multiport, post-production and presentation system with unique capabilities including uncompressed CCIR 601 storage and true random access. Clipbox has arisen from many years of Quantel R&D effort and considerable feedback gained from the broadcast community.

### Disk-based storage

The attractions of disk storage to the future of broadcast operations are obvious. Digital storage means loss-free multigeneration work. Pictures are instantly available, no VTR spooling and preroll. With MTBFs quoted in hundreds of thou-

sands of hours, there is also the promise of near maintenance-free operation.

Now the bad news. Uncompressed CCIR 601 4:2:2 video requires 21MB of storage per second, or approximately 1GB to store 50 seconds. Parallel transfer disks, originally developed for mainframe computer applications provide the necessary performance but have been costly, bulky and low in capacity. PC disks continue to rise in capacity and drop in price, but cannot offer the necessary speed. It's a technical problem that's usually met with a marketing response — the claim that image compression reduced data rates, are universally acceptable.

Although broadcasters may concede compression, if it's done well, to be appropriate for hard news, there are other areas where compression remains unacceptable. For example, no advertiser pays to see half or a fifth of his commercial aired and pay-per-view audiences expect to see a movie in full detail.

### Non-linear working

When video applications started to appear on disks, their operation came to be described as "non-linear" or even "random access" because clips could be addressed in any order. However, this flexibility did not necessarily extend to individual frames. The position of the next frame on the disk is important as the heads may not be able to reach it and read the first data of the next picture in the

frame interval. For video replay, the frames must be arranged to be contiguous.

This imposes a considerable management burden on disk recorders and restricts their flexibility. Ideally, systems would provide 'true random access,' the ability to recall any frame in any order with all of the operational advantages that this approach offers.

### Dylan

To meet the need for fast, cost-effective, high quality and true random access storage, Quantel developed Dylan, an intelligent array of 20 standard, unmodified, high density, 3½-inch SCSI drives that deliver CCIR 601 images at rates faster than video. Reliability and service issues have been addressed with the aid of built-in error detection and correction operating alongside storage redundancy.

This scheme is so robust that a disk drive can fail without any impact on operation. The disk error is simply flagged to the operator. When downtime can be arranged, the faulty disk is slid out and a new one inserted, after which Dylan rebuilds the missing data and records it back to the new disk. Service is thus subordinate to operational requirements rather than the other way around.

The concept of combining the data transfer speeds of individual drives to create the faster rate required for video is easy to grasp, but there was a further requirement — the need for true random

access making the project far more de-

Haines is Clipbox product manager for Quantel, Newbury, Berkshire, England.

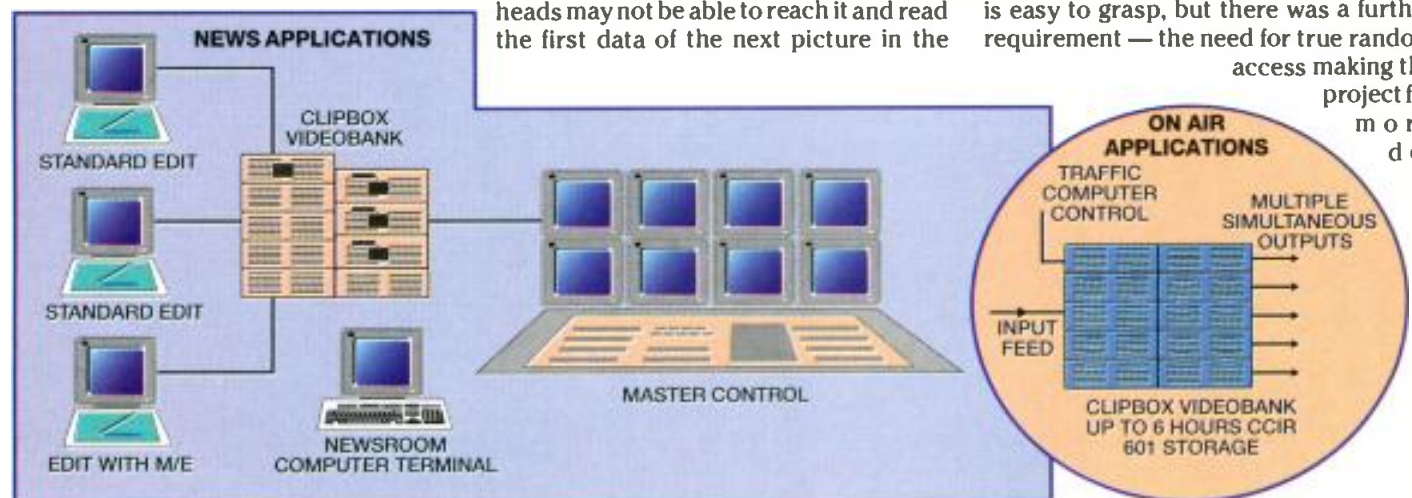


Figure 1. For news applications, Clipbox allows multiple users to access shared storage.

In an on-air application, commercials can be fed to multiple outputs simultaneously.



# Talk Shows Can Be Difficult. Your Phone System Shouldn't Be.

Weirdo on line one. Bitter psycho on two. Irritated mom on three. Religious zealot on four. Talk shows seem so simple. At least your phone system is, if it's the new TS612 from Gentner.

The TS612 is a six-line (expandable to 12) Telephone System. It features Gentner's Direct Connect Technology™, which allows you to hook it into a regular phone line. Plus, its built-in handset and keypad eliminate the need for another screening phone. With the TS612, you can talk to callers (even the Pizza Guy) off-air, while other callers are on-air.

Technologically, the TS612 features built-in mix minus, to complement Gentner's digital audio enhancement. It has two DCT Superhybrids, automatic level control, dual air control surfaces, optional screener control surface, and dual audio bus operation. You also have DCT connection to your hard disk or studio PC, for screening and controlling calls. But what would you expect — the TS612 was designed specifically for talk shows.

See your Gentner rep today, or call 1-800-945-7730 and make your life easier with the TS612. After all, that psycho's still on line two.



 **Gentner**

1-800-945-7730

Circle (58) on Reply Card

manding. The solution, known as Chatter Disk Management, includes the use of large quantities of RAM in the disk interface to act as a buffer.

#### Why true random access?

True random access permits a different approach to disk storage. By definition, it means there is zero disk management, apart from the basics of loading material in and playing the results out. It is efficient, all the space available can always be reached. Effectively, the disk system can be totally fragmented with the frames of a clip scattered anywhere. Even more important, true random access eases the manipulation of images. Editing becomes fast and easy. Cuts and splices are a simple re-arrangement of the playing order, there is no need to physically address or re-record the footage. No matter how many versions are created, no additional storage is required.

For dissolves and wipes, which involve sourcing of two or more clips, the transmission is processed instantly, but only the processed frames need to be recorded back to disk. It's possible to change or slip this transition in any way, even to the extent of substituting a different shot. With facilities like Segment Replace, the shot is changed and the transition is



The Quantel Clipbox, a multi-user, multipoint disk-based video system.

automatically and immediately remade.


#### From industry feedback to finished product

As development continued in the labs, NAB '93 provided an opportunity to gauge industry response through the presentation of a 'concept product.' Clipbox returned in 1994 based on the same principles of fast Dylan disk storage/retrieval, uncompressed CCIR 601 quality and flexible true random access, but radically advanced in terms of capability.

The Clipbox is based on a central store or 'Videobank' holding six hours of uncompressed footage. This serves up to eight user 'seats' simultaneously. Four

different types of seats can be used in any combination. They are standard editing, editing with mix/effects (for sophisticated promos and productions), a replay station with full manual control (similar to the Picturebox still-store) and a remote-control interface (using protocols similar to those developed for use between Picturynet systems and all major automation suppliers).

The Clipbox can be flexibly configured as a broadcast tool capable of simultaneous input, editing and replay. As with true random access and 601 quality, the only way to achieve this level of performance is through technology designed specifically for the job. Quantel has ex-



## STANDARD EQUIPMENT.

Canare Patchbays handle every 75Ω standard in your plant, from Baseband Video to High Resolution Computer Graphics and, the studio interface standard of tomorrow...Serial Digital.

Plus you get the following:

- **WIDEST BANDWIDTH**  
DC ~ 600MHz
- **LONGEST LIFESPAN**  
"Microswitch" contacts
- **EASIEST INSTALLATION**  
Jacks Screw To Front
- **PERFECTLY COMPATIBLE**  
Your Cords or Ours
- **BEST BOTTOM LINE**  
Less Expensive!

Call, or write today for a **FREE** technical brochure with complete specifications and the number of your local Canare dealer.

## CANARE

511 5TH Street, Unit G, San Fernando, CA 91340  
(818) 365-2446 FAX (818) 365-0479

Circle (59) on Reply Card



# A LOT GOES INTO BUILDING THE BEST... LIKE QUALITY

**100% Solid State** ..... YES

For High Reliability and  
Economical Operation

**Modular Configuration** .. YES

Accessibility, Soft  
Failure Capability  
Ease of Maintenance

**Separate Visual  
Aural Amplification** ..... YES


Eliminates In-Band and  
Out-of-Band Intermodulation

**Superior Cooling** ..... YES

Redundant Fans in each  
Amplifier Module to extend  
service life

**Full Power** ..... YES

The only Transmitter with  
Individual Power Supplies in  
Every Amplifier Drawer



Have you ever calculated the cost of NOT having high quality? The cost of breakdowns, the high cost of repairs, lost ad revenues, extra phone calls, headaches, and frustration because of dead air time! Since 1960 EMCEE has supplied the world with durable, reliable, low and medium power UHF and VHF transmitters and transposers from 1 watt to 5000 Watts.

**SAY YES  
TO QUALITY.**

Model TTU1000ES  
1000 Watt UHF  
Transmitter



# EMCEE

EMCEE Broadcast Products P.O. Box 68, White Haven, PA 18661  
800-233-6193 or 717-443-9575 FAX 717-443-9257

Circle (40) on Reply Card

tended the Dylan concept to encompass multiple arrays with a central controller. Even if eight users want simultaneous access to the same frame or clip, the system can accommodate them all without delay.

One concern was the association of wasteful downtime during recording with most disk-based systems. In Clipbox the problem is eliminated through the Edit Seats' Scene Select facility that tags shots 'on the fly' during input for rapid rough-cut assembly. Because material must be taped from a live feed at many stations before editing can begin, the Clipbox approach is faster without taking into account the greater efficiency of shared storage and random access working.

Clipbox was designed to handle uncompromised video. Accommodating the desire for flexible access to uncompressed and compressed footage was a downhill stroll rather than an uphill struggle. Users have complete freedom to mix, on a clip-by-clip basis, full quality 601 images with up to 30 hours of material compressed using Quantel's proprietary Grid techniques.

The quality headroom and storage flexibility provided can prove invaluable even when working entirely with compressed

material. In Clipbox, a compressed section can be extracted, manipulated and the result saved uncompressed to maintain consistent quality throughout the piece.

#### Applications

Modular storage, flexible configuration and no compromises on quality, access or manipulation mean that Clipbox has aroused interest across the broadcast spectrum since NAB '94.

- Newsroom users are attracted by the efficiency of shared storage, the flexibility of distributing the workload between multiple edit suites, the speed of editing and the potential for modifying items and running orders instantly as stories break.

- For on-air applications, reliability is the key, with the potential for cost savings in capital outlay, maintenance and the perennial problem of make-goods. Clipbox's multiport architecture has proven advantageous, offering the potential to cover multiple regional splits and/or several channels from a single system.

- Post facilities interpret Clipbox as the facility of the future, with clients editing in multiple suites while telecine staff and librarians at other seats load and prepare elements for later sessions and

archive finished work from earlier jobs.

- In pay-per-view, factors include quality, reliability and a single system that could start a movie every 15 minutes during a 2-hour cycle without major investment in digital VTRs.

#### Conclusion

Life is full of compromises, but only the broadcaster knows what compromises he or she can afford to make. If compromises are imposed by inadequate technology, efficiency and cost-effectiveness suffer and the consequences show up in the worst possible place — on-air. Clipbox has been designed as a modular, flexible and high-quality system that allows broadcasters to make the decisions that help shape profitability, creativity and efficiency.

After seeing the clip from *Broadcast News* during the NAB demonstration, some attendees laughingly pointed out that Clipbox would take some of the excitement out of television. We hope so. It's the kind of excitement that every broadcaster will happily do without. ■

➔ For more information on the Clipbox, circle (340) on Reply Card.

**New Technology Breakthrough.**

The Biggest Breakthrough EVER in Rigid Transmission Line Technology!

- BROADBAND
- HIGH EFFICIENCY
- HIGH POWER HANDLING

digiTLine™ is the ONLY rigid transmission line designed for NTSC, digital HDTV, or BOTH. That's right, operation at ANY CHANNEL! Prepare now for your HDTV future.

Available Now!

**digiTLine™**  
The Transmission Line of the Future

1995*	2001	2005	2010*
HDTV Standard Set	HDTV-CPs Expire	Transition Period Continues	HDTV-Only Era Begins

\*Present FCC HDTV implementation schedule.

NTSC...HDTV...or BOTH!

**digiTLine™**

P.O. Box 949 • Raymond, ME 04071  
800-341-9678 • 207-655-4555 • FAX 207-655-7120

DIELECTRIC

Circle (41) on Reply Card

**INSTALL 'EM!  
FORGET 'EM!**



That's exactly what you can do because our Audio DA systems work - day in and day out. they work so well we guarantee them for five years.

- CH-20C Rack frame with dual power supply and auto change over holds six transformer DA's.
- CH-27 Rack frame with redundant power holds 10 stereo DA's, each DA can be strapped as a 2 X 6 or a 1 X 12, a 13th summed output available for IFB feeds.

**ADM** The Audio Company

ADM SYSTEMS, Inc. P.O. Box 250334 West Bloomfield, MI. 48325  
Phone 810 524-2100 FAX 810 932-1991

Circle (42) on Reply Card



# Specifying a Mid-Size Routing Switcher?

## Specify the Tahoe Series from Sierra Video Systems!

A Tahoe Series routing switcher from Sierra Video Systems is one of the best investments you can make to enhance the operation of your facility. Available in sizes from 16x16 through 32x64, this family of routing switchers provides high-end features and performance at a very affordable price. They are powerful systems capable of handling any analog video, sync pulse and audio signal format. A full-featured control system adds to the power of Tahoe Series routers, making them ideal for graphics, post-production and remote truck applications. There just isn't a better performing routing switcher system in this size range, regardless of price. *Here's why:*

- ▶ Broadcast-quality performance and reliability
- ▶ Transparent video performance
- ▶ Optional pulse crosspoint modules
- ▶ Balanced audio signal path
- ▶ Supports up to 8 switching levels
- ▶ A broad selection of control panels
- ▶ Up to 64 control panels at distances to 5000 feet
- ▶ Terminal port for setup and maintenance
- ▶ RS-232/422 serial port for external control
- ▶ Wideband RGB models available
- ▶ Plug-in construction for ease of maintenance
- ▶ Expandable design—buy what you need now, add on later



With features like this, you know you can't go wrong. Our Seven-Year Warranty proves it. With Sierra Video Systems, you *can* see the difference!

For more information on how to specify a *Tahoe Series* routing switcher, see your local SVS dealer or call Sierra Video Systems at (916) 478-1000.



**SIERRA  
VIDEO  
SYSTEMS**

...you can see the difference!

P.O. Box 2462  
Grass Valley, CA 95945 USA  
Tel (916) 478-1000  
Fax (916) 478-1105

Circle (43) on Reply Card

# Applied Technology

## Multichannel automation using optical discs

By Richard Bauarschi



The upsurge of regionalized TV feeds across the country is creating an expansion of programming opportunities. This is resulting in a potentially overwhelming influx of spot scheduling on a day-to-day basis. This broad-based, profitable phenomenon need not challenge the resources of broadcast facilities, however. A collection of companies has pooled technology to come up with a commercial insertion system incorporating con-

trol and management of daily logs by maintaining an on-line disc library. Missing commercials for the day's schedule are automatically retrieved from a tape-based off-line library system and sent to the on-line disc library.

Such a system is practical and economical because it makes the most efficient use of tape as an archiving format, while exploiting disc media's instant access and freedom from degradation. By using the automated tape library (ATL) for library purposes only, maintenance costs are reduced because there is far less wear on the VCR heads and mechanisms.

Better use of manpower occurs because VCR maintenance is also kept to a minimum. The use of disc media allows schedule changes at the last second with the stroke of a key.

At NAB '94, commercial insertion systems that combined ATLs and disc-based recorders were demonstrated by Odetics, American Broadcast, Columbine Systems, Alamar USA, FloriCal Systems and Pioneer.

### Reliability is paramount

Reliability and performance are key issues for any commercial insertion

Bauarschi is manager of broadcast marketing at Pioneer New Media Technologies, Upper Saddle River, NJ. Respond via the BE FAXback line at 913-967-1905.

## If You Think We Only Supply Bulk A/V Cables ...



### Think Again.

Clark Wire & Cable provides custom high quality cables, cut to length and terminated to your specifications.

- Patch Cords
- ADAT Harnesses
- DA-88 Harnesses
- DT-12 Audio Snakes/Harnesses
- RGB Cables
- Remote Camera Cables
- Digital A/V Assemblies
- Complete Facilities
- And More!



**1-800-CABLE-IT!**  
151 S. Pflingsten Road #B  
Deerfield, IL 60015

Circle (44) on Reply Card

## If You Think We Only Supply Cable Harnesses ...



### Think Again.

You should see the quality and pricing on Clark Wire & Cable bulk cable and connectors.




Clark Wire & Cable has industry standard audio and video cables available in as many as ten jacket colors. Our customized A/V cables are designed with your needs (and pocketbook!) in mind.

**1-800-CABLE-IT!**  
151 S. Pflingsten Road #B  
Deerfield, IL 60015

Circle (45) on Reply Card



# Light Links™. The new antenna linking solution.



- **Interfacility connectivity for Ku, C, L, IF signals**
- **Saves money on installation, operation and maintenance.**
- **Uplinks and downlinks.**
- **Unprecedented reach.\***

\* Single span: 65 km for IF bands, 40 km for L band, 30 km for C band, 15 km for Ku band.

Circle (46) on Reply Card

This new application of **linear fiber optics** offers you flexibility, performance and convenience simply not available with other technologies. We call it *Microwaves on Fiber™*. With System 8000 Light Links™ you get complete fiberoptic interfacility connectivity for satellite earth stations. With fully redundant paths. On all standard satellite frequency bands.

System 8000 is a complete, intelligent system solution. Connect remote antennas to control centers. Connect site to site. Our 22-page color brochure tells you what it does, how it works, and how you can use it. Full specifications and application information. Call us today for your copy. If you want to discuss your next project, our technical sales staff is ready to help you.

**CALL TOLL FREE: 1 (800) 362-3891**



Making Light Work For You

**ORTEL**  
CORPORATION

2015 West Chestnut Street • Alhambra CA 91803 • Telephone: (818) 281-3636 • Facsimile: (818) 281-8231



## It's Basic

When it's air time, and you have to worry about; a fast-paced camera sequence, unpredictable sequence timing, audience reaction, VTR cuts and commercial breaks – clean, clear, efficient communication shouldn't be among your concerns.

system. They have direct impact on the economics of stations of all sizes. The Pioneer VDR-V1000 rewritable videodisc recorder is most suitable for this applica-

tion because it offers a high degree of redundancy. In times of emergency, the answer to the inevitable question, "Where is my commercial?" is accommodated by

local front-panel control (in the case of control system failure) and removable media (in the case of hardware failure). Should a VDR-V1000 require maintenance, its disc is easily transferable to another unit. Its instantaneous data retrieval and dual-head, cue-while-play features facilitate last-minute changes quickly. The lack of wear and tear (a common problem with VCRs) cuts maintenance costs, saves time, and helps to maintain image quality.

Using a disc-based system with a VCR-like front panel is an ergonomic bonus for operators used to using tape machines under local control. An industry standard RS-422 port facilitates easy integration into existing broadcast systems. Multiple channels can be accommodated by simply adding more disc units. Last-minute commercial adds can be dumped to disc directly from an exter-

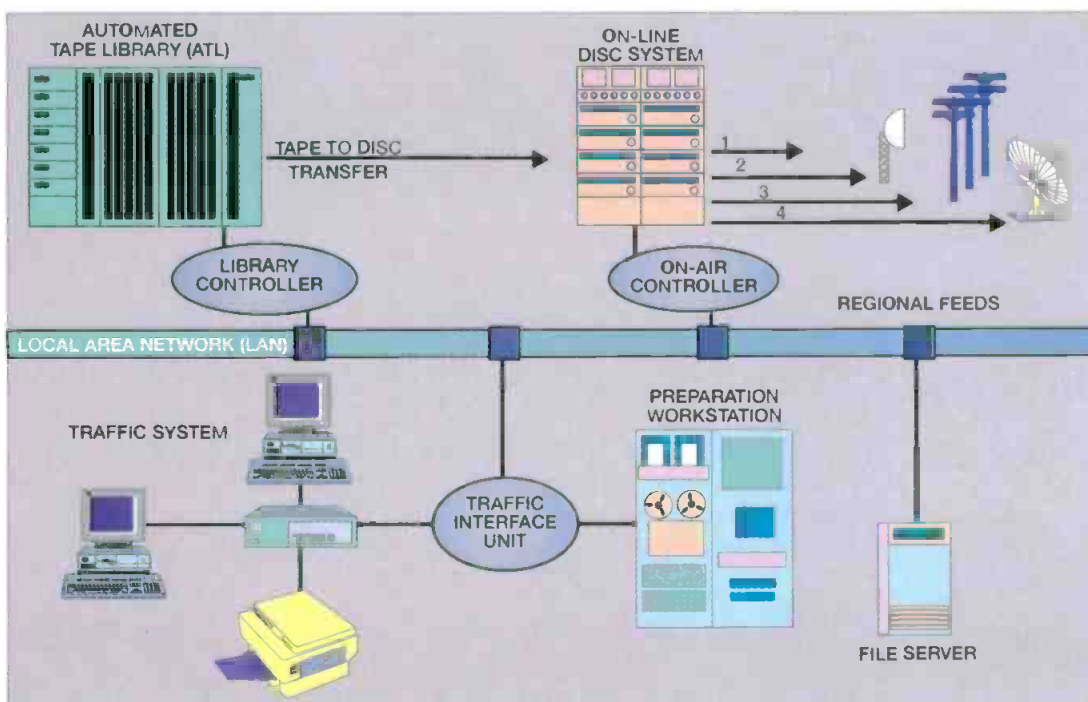


Figure 1. A sample configuration for a multichannel commercial insertion system.



nal, stand-alone tape machine.

**Multichannel automation**

Today's automation manufacturers are dealing with the important new concept of a single system feeding multiple, independently programmed output channels.

"We take a very modular approach," says Doug Hurrell, president and founder of Alamar USA, "so that the stations that have single-channel or multiple-channel applications can use this type of equipment." Among Alamar's recent multichannel installations is a large system at Hughes' DirecTV head-end in Castle Rock, CO. The components of this modular design include software for media library management, playback of single/multiple channels, record processing of off-line feeds, and time delay/time shifting.

FloriCal Systems has automated TV stations worldwide with its CartDirector, a multichannel database and control system for the Sony Flexicart. This system can download spot breaks to the Pioneer VDR-V1000 using the CartDirector

to transfer spots from the ATL based on a station's traffic logs. Automatic playback is controlled by the FloriCal Air-Boss on-air automation system.

FloriCal president, Jim Moneyhon, values the optical disc approach for its reliability. "To the extent that a commercial appears over and over and over again, over a period of several hours, it only needs to be recorded once on the Pioneer disc." This reduces the number of passes required from the library tape. For multichannel applications, this efficiency increases further. If the same commercial plays on more than one of the channels, it's possible to play the library tape once, have it recorded on two of the laser discs, and then be available on each of those two channels for multiple play many times during the next several hours, if not during the entire day. (See Figure 1.)

Regarding the movement to multiple-channel operation, Moneyhon is of the opinion that TV stations are going to have to become more like miniature local networks. He also observes that in the single-channel world, retail operations,



*Pioneer VDR-V1000 magneto-optical video disc recorder.*



*"Great shot!"  
"Nice move!"*

# Quality Production, Quality Intercom...

## No Coincidence!

Anyone who's been on the working side of a hectic control room knows that the relationship between communication and a successful production is basic. So, as production demands increase, make sure your most basic piece of equipment, the intercom, is the one that broadcasters the world over rank best — an RTS Intercom System!

Check out the new modular series, it has all the quality and reliability that RTS is famous for, with system costs that fit just about any budget. And as always, you'll benefit from the same knowledgeable customer support on which the industry has come to rely. In New York, call (201) 891-6002; in the Midwest: (313) 360-0430; in Burbank, CA: (818) 566-6700.

*When it comes to communication, let's get down to basics.*



*Shown here, the MCE 325 User Station with MCS 325 Speaker Station in various modular combinations. Shown above, Model 802 Master Station.*

# RTS BY TELEX

# Manage your AUDIO

*Fast Trac II Voice-Over Workstation*  
Solves audio management headaches!



**NEW!** *Fast Trac II* is a 6-input stereo "micro-console" that's perfect for TV and Radio audio!

- ✓ Voice-Over recording with auto-ducking
- ✓ Audio control for digital editing systems
- ✓ Machine start with pre-roll compensation
- ✓ Stereo level and balance control
- ✓ Stereo line-source switching
- ✓ Comprehensive monitoring

*Fast Trac II — it's "A Studio-In-A-Box."*



## HENRY ENGINEERING

503 Key Vista Drive  
Sierra Madre, CA 91024 USA

TEL (818) 355-3656

FAX (818) 355-0077

FAX-on-Demand Doc #116 (818) 355-4210

Circle (50) on Reply Card



## INTERFORMAT TRANSLATORS



**TYPE 734 — RGBS to Y, R-Y, B-Y**  
**TYPE 735 — Y, R-Y, B-Y to RGBS**



**FR 730 FRAME HOLDS 3 BOARDS, ANY MIX**

- Absolute conversion accuracy
- Long term stability
- 10 MHz bandwidth
- Adjustable Y setup
- On-board horizontal phasing
- Comp or non-comp RGB outputs
- Betacam, MII or SMPTE/EBU levels
- 525 or 625 line operation

**broadcast video systems ltd.**

40 West Wilmot St., Richmond Hill, Ontario L4B 1H8  
Telephone: (905) 764-1584 Fax: (905) 764-7438

Circle (51) on Reply Card

such as drug stores and restaurants, might not be able to afford to advertise in a large market, yet they could take advantage of the opportunities offered by a local, targeted TV channel.

The ability to feed a program with a dozen different commercial inserts, geographically oriented, is going to increase the ability of the stations to reach small, targeted marketplaces and increase their income. Therefore, moving not only to multiple channels, but also to multiple feeds of a single channel is going to be crucial. It's in these applications that the VDR provides a unique solution.

*The use of disc media allows  
schedule changes at the last  
second with the stroke of a key.*

At American Broadcast Systems, president/general manager, Donald Forbes, comments that the ABS MicroCart 100 auto-disc sequencer/controller can "operate a Pioneer unit as a random-access device in a true dual-head (cue-while-play) operational mode. It has the ability to accommodate both the VDR-V1000 and other sources, such as tape machines of various formats. We currently have one in operation at WFMZ, Allentown, PA. It's been on line for over a year. The single-channel, disc-based system includes four Pioneer VDR-V1000s and four VCRs." Such a system is the basis for expansion into the multichannel environment. (See "Optical Disk Storage for Spot Automation," April 1994.)

At XETV, a Tijuana-based Fox affiliate serving the San Diego market, a Sony LMS is installed, for which ABS has developed a buffer system using the Pioneer VDR-V1000. It gives the station the ability to buffer the output of the LMS to air. The station runs approximately 500 spots per day. Once the day's programming is recorded on a set of laser discs, the average number of repeats that have to be recorded for the next day's operation is about 60. Another advantage of the laser recorder is the lack of playback conflicts, such as would be expected from a tape-based system.

Forbes differentiates between a buffered multichannel and a "true" multichannel system. The latter uses dedicated, separate spot libraries on disc or tape (or both) for each channel. "In the buffer system," Forbes points out, "the ATL has its most effective use in library storage — probably the entire library of the television station — so that spots are always accessible to the buffer system to build platters from the traffic schedule. And the multichannel playback is accomplished by individual playback control systems and VDRs that run each channel, individually." Forbes also notes that in general, the cost of a true multichannel system is a little lower than that of a buffered multichannel system.

Disc media has established its place as a viable, waste-cutting option. An increasing number of commercial-insertion systems are being designed with the virtues of disc-based media in mind. Despite the variety of budgets, available manpower, channel configurations and time constraints from station to station, this combination of tape and disc technologies can serve most situations cost-effectively. ■

➔ For more information on the  
Pioneer VDR-V1000, circle (310) on  
Reply Card.



# New Products

## Video storage

By Utah Scientific



- **DigiStore:** a disk-based system used to acquire, store and play back material for a TV station's on-air operations; operates on a Windows-based PC; features full pre-programmability to automate video playback; uses AdWare and RemoteWare applications. With the addition of DigiStore to the Utah Scientific product line, Utah can install and support complete on-air broadcast systems.

Circle (350) on Reply Card

## Serial switcher

By Sierra Video Systems

### • Model 1616D:

a 16x16 serial digital video routing switcher; uses high-speed GaAs switching logic; can pass data from 140 to 400Mbps; has cable equalizers on each input; a 2GHz GaAs crosspoint array; automatic signal equalization for up to 300 meters of cable; a host port allows control of switcher by a graphics workstation or post-production editor.

Circle (351) on Reply Card



## Serial switcher

By Thomson Broadcast



- **9200:** a high-level component digital switcher with 10-bit processing; features

M/E or multilayer mode, key or video framestore, double transition, level correction, source memory, Mem Box with keyframes and sequences, timeline management, six auxiliary video or key buses and DVE control.

Circle (352) on Reply Card

## Oscilloscopes

By LeCroy



- **9300A series:** eight new oscilloscopes available in two and four independent channels in three different record lengths; also available in 200MHz and 400MHz; each model uses 8-bit flash ADCs that digitize single-shot events at rates up to 100MS/second.

Circle (353) on Reply Card

## Power amplifier module

By Acrodyne Industries

- **800W:** a UHF module similar to Acrodyne's 300W unit; fully developed and ready for production; features captured forced air cooling, integral blower and overtemperature protection, microstrip splitting and combining sections and a DC-operated blower motor for a lower parts count.

Circle (354) on Reply Card

## TV pattern generator

By TTI



- **Model 408NPS:** conforms to the NTSC, PAL and SECAM transmission systems; incorporates video-sweep and multi-burst signal functions for checking the frequency characteristics of video equipment; an all-channel synthesized RF output allows the adjustment and checking of TV sets and video recorders with TV-band tuners; 'Genlock' and blackburst functions allow the pattern

generation facilities to be used as a sync signal source; the RF frequency can be set directly from the panel; sound modulation of 400Hz and 1kHz can be applied to the RF output; the applicable country, band and channel can be selected from internal data.

Circle (355) on Reply Card

## Lighting controllers

By Xcel Controls



- **ECN series:** a new line of lighting controllers for the existing Control Power Systems; specifically for towers with one beacon and one level of obstruction (side) lights; available in three models: the standard model, model for towers that require a load balance resistor and model with dual controller to work with a red/white lighting system.

Circle (356) on Reply Card

## Audio workstation

By Digital Audio Research



- **SoundStation Gold:** a complete, integrated production center comprised of an assignable, dynamic automated mix controller, a dedicated edit control console and an enhanced processing unit that contains both hard and optical disk storage facilities; available in 8- and 16-channel versions; provides a recording capacity of up to 22 track-hours on hard disk, with removable, dual-density optical disks for instant project playback and easy media exchange between DAR and other workstations.

Circle (357) on Reply Card

# New Products

## Serial switcher By Video Gainesville



• **CV132:** a component digital video switcher that features 32 serial inputs with eight available aux buses; the ME version has two full-function keyers with "Cyber Key" for perfect keys and advanced 2-D filtering to perfect difficult keys; each version features a +/-50-line input timing range, a key mask bus, eight color matte generators with two color backgrounds, more than 100 wipe pat-

terns; foreground suppression chroma-keying for input; design packages features in a compact mainframe occupying 3RU.

Circle (358) on Reply Card

## Lightning protection system By Rabun Labs

• **ILD/P:** responsive electronic detector monitors atmosphere of approaching storm; detects lightning before it is close enough to do damage; gives alarm, switches power sources, and/or automatically disconnects power, phone and coax lines until storm is out of the area; automatically reconnects.

Circle (359) on Reply Card

## Feed-through connector Bi-Tronics

• **TCS-415P:** a panel-mount, female-to-female, feed-through SVHS connector; features an all-metal housing with a crisp black finish; available by itself or pre-loaded in racks or wall plates of various configurations.

Circle (360) on Reply Card

## Broadcasting tube By Thomson Tubes Electroniques



• **TH 680 Diacode:** a high-power tube type derived from tetrode technology made for UHF broadcasting transmitters; provides solutions for power levels beyond 30kW and up to 60kW in common amplification with the excellent transmission characteristics of grid tubes; designed to adapt to future UHF broadcasting requirements such as digital television.

Circle (361) on Reply Card


# Winsted® Exclusive

## TAPESTOR Tape Control System

*Simplifies tape filing and retrieval, speeds handling.*



*Designed for Beta, MII and VHS, this protective case of high impact plastic hooks securely on extruded aluminum rail, keeps tapes organized, instantly accessible. Matching ID code on tape and case for easy identification.*



### SPECIAL FEATURE!

When tape is removed, hinged ID tab on case flips down to identify missing tape.

**Toll-free: 800-447-2257**

**Call or write for FREE sample**

Specify: either Beta or MII, VHS.

**THE WINSTED CORPORATION**

10901 Hampshire Ave. So. • Minneapolis, MN 55438 • (612) 944-8556

FAX: 612-944-1546

*Preferred by Professionals Worldwide*

Circle (61) on Reply Card

**BELAR STEREO MONITOR**

**You can measure...**

**with the best monitor and the most accurate test set.**

The FMM-2/FMS-2 series monitors provide an even greater degree of precision measurement than ever before... You can measure S/N below 90 dB, You can measure crosstalk below 85 dB, You can measure separations of better than 70 dB, You can measure frequency response to better than 0.25 dB, You can measure distortions to lower than 0.01%, and much more... Our uncluttered panels and autoranging voltmeters make these measurements a dream.

**BELAR** CALL 610-687-5550 Fax 610-687-2686  
**ELECTRONICS LABORATORY, INC.**  
 LANCASTER AVENUE AT DORSET, DEVON, PENNSYLVANIA 19333  
 Call or write for more information on Belar AM, FM, Stereo, SCA and TV monitors.

Circle (62) on Reply Card



# New Products

## Battery charger

By Frezzi Energy Systems



• **AR304:** an all-purpose digital charger that charges any Nicad battery used in video production; compact (LWH: 9.5 x 5.6 x 3.1 inches) and lightweight (2.35 pounds); ability to operate anywhere provides seamless operation; charges batteries in the range of 12-30V, 1.7-10AH.

Circle (366) on Reply Card

## VBI data encoder/decoder

By Broadcast Video Systems


• **VBI-232:** encoder/decoder that plugs into a Grass Valley Group or Leitch video DA frame; inserts RS-232 data from a PC into a user-selectable line in the vertical blanking interval of a looped-through video signal.

Circle (362) on Reply Card

## UHF transmitter

By ITS Corporation

• **ITS-830:** a 1kW solid-state internally diplexed UHF TV transmitter; features dual high-gain power amps driven from the exciter, eliminating a single driver stage; has output cir-



culator protection, bandpass and trap filtering; has full remote-control capability, +/-1kHz frequency stability and video ALC; translator versions available.

Circle (364) on Reply Card

## Power conditioner/monitor

By Furman Sound



• **PM-8:** provides protection where the PL-PLUS's pullout lights are not needed; assists in monitoring AC line status by including an accurate AC voltmeter (90-135V) and an rms-reading AC ammeter (0-20A);

rated at 15 amps; power is provided by conditioning circuitry; eight rear outlets are controlled by a lighted front panel master switch.

Circle (363) on Reply Card

## MediaNet enhancements

By Sonic Solutions

• **Version 1.1:** supports the "Redundant Arrays of Inexpensive Disks" (RAIDs), which permit sustained transfer rates exceeding the 3.0MB/s with standard SCSI disks; supports hard disks of unlimited size and up to 14 drives from a single MediaNet server card.

Circle (365) on Reply Card



Easy Manpower Scheduling & Reporting

## Personnel Manager by ScheduALL

- Creates schedules from manpower requirements
- Warns of overtime, meals, breaks and union penalties
- Points to your best personnel alternatives
- Outputs calendars, reports and recaps
- Assesses regular and OT costs to specific events
- Supports your existing payroll functions



## ScheduALL

Call for a Free Demo Kit

VizuAll, Inc. 20377 NE 15ct Miami, FL 33179  
800-334-5083 305-651-6241

Circle (60) on Reply Card

Nothing could  
 compete with the  
 wildly popular  
 EV 635A—until now.



Introducing  
 the 635N/D—the  
 same “nail-hammering”  
 durability—infused  
 with the power of N/DYM®

THE ELECTRO-VOICE 635N/D AND 635N/D-B (CAMERA BLACK) MICS MAY LOOK AND SOUND LIKE THE LEGENDARY 635A, BUT THERE ARE SOME VERY POWERFUL DIFFERENCES. WE'VE ADDED A NEW, ULTRAHIGH-OUTPUT NEODYMIUM IRON BORON MAGNET ASSEMBLY (N/DYM®). THEN CRADLED IT IN AN EVEN MORE PROTECTIVE STRUCTURE—FOR QUALITY AUDIO UNDER EVEN THE MOST DEMANDING NEWS/FIELD CONDITIONS.

WHEN THERE'S ONE CHANCE TO GET IT RIGHT  
 CALL 800/234-6831.



Electro-Voice, Inc. a MARK IV company 600 Cecil St. Buchanan, MI 49107 616/695-6831 In Canada: 613/382-2141

Circle (64) on Reply Card

## New Products

### GPS master clock/time-code generator

By ESE




- **ES-185:** a 6-channel receiver makes it possible to track up to six satellites simultaneously; accuracy is better than 300ns of UTC; standard time-code outputs include SMPTE/EBU, ASCII, IRIG-B and ESE; features a 5-hour battery backup, 1PPS TTL output, automatic daylight-savings time correction, time zone offset, antenna, rugged rack-mount enclosure.

Circle (367) on Reply Card

### Video test generator

By Leitch



- **VTG-6800:** provides up to 32 digital 4:2:2 test signals; features an embedded audio tone; generates regular 4:2:2 signals at 270Mb/s or 360Mb/s; EDH embedded error detection in the serial stream is optional.

Circle (368) on Reply Card

### Peak hold metering option

By Wohler Technologies

- **PKH-1:** consists of a digital memory circuit and a toggle switch with positions for normal, peak and reset; memory circuit raises as it tracks input signal levels; in normal position the meter provides instantaneous indication; the highest level registered in either normal or peak mode is displayed on the meter until memory is cleared with reset; monitors programmable “safe level,” available on MSM-1, MSM-2, AMP-2, and any AMP-1A series unit ordered with metering option.

Circle (369) on Reply Card

FREE 44pg Catalog & 80 Audio/Video Applic. PWR SUPP. EQ. TEST PRODUCTS

PHONO, MIC, TRANS. ACN, TAPE, VIDEO, LOWE, OSC / PRESS BOXES

Video & Audio Dist. Amps. Routing Switchers

OPAMP LABS INC (213) 934-3566 1033 N Sycamore Av LOS ANGELES CA, 90038

Circle (65) on Reply Card









# "THE PROFESSIONAL'S SOURCE"

FOR ORDERS CALL:

800-947-9928  
212-444-5028

OR FAX (24 HOURS):

800-947-7008  
212-242-1400

## PROFESSIONAL VIDEO TAPE



H4715 S-VHS Double Coated			
ST-30	7.69	ST-60	8.49
ST-120			8.99
M221 M1 8 Double Coated			
Metal Particles		Metal Evaporated	
P630HMP	4.99	E630HME	8.79
P660HMP	7.19	E660HME	11.29
P6120HMP	9.69	E6120HME	15.79

## AMPEX

187 KCA 3/4" U-matic Broadcast (In Box)			
KCA05	6.49	KCA10	6.89
KCA15	7.29	KCA20	7.69
KCA30	8.49	KCA60	11.79
197 BCA 3/4" U-matic Master Broadcast (In Box)			
BSC10 (mini)	8.49	BCA10	8.54
BSC20 (mini)	9.59	BCA30	10.20
BCA60	14.39		
297 SPA 3/4" U-matic SP Master Broadcast (In Box)			
SPS10 (mini)	10.21	SPA10	10.20
SPA20	10.85	SPS20 (mini)	10.85
SPA30	12.40	SPA60	16.20

208 Betacam Master Broadcast (In Box)			
BC-SA (small)	4.89	BC-10A (small)	5.89
BC-20A (small)	7.59	BC-30A (small)	9.69
BC-30LA	12.69	BC-60LA	23.49
BC-90LA	30.99		
398 Betacam SP Master Broadcast (In Box)			
BC-5A (small)	15.99	BC-10A (small)	18.49
BC-20A (small)	20.49	BC-30A (small)	22.39
BC-5LA	15.99	BC-10LA	18.49
BC-20LA	20.49	BC-30LA	22.39
BC-60LA	29.95	BC-90LA	46.95

## maxell.

BQ Certified 8mm High-Grade			
P6-60 HG BO	4.99	P6-120 HG BO	5.49
BQ Certified Hi-8 Metal Cassettes			
P6-60 HM BO	6.49	P6-120 HM BO	8.49
PA PLUS Expitastal VHS			
T-30 Plus	2.29	T-60 Plus	2.59
T-90 Plus	2.69	T-120 Plus	2.79

HGX-PLUS Expitastal VHS (Box)			
HGXT-60 Plus	3.49	HGXT-120 Plus	3.79
BQ Broadcast Quality Expitastal VHS (Box)			
T-30 BO	5.49	T-60 BO	5.99
T-120 BO	6.39		

BQ Certified Professional S-VHS (In Box)			
ST-31 BO	6.49	ST-62 BO	6.99
ST-126 BO	7.69	ST-182 BO	14.99

KCA 3/4" High Grade w/Album & Sleeve			
KCS-10 HG (mini)	6.99	KCS-20 HG (mini)	7.69
KCA-5 HG	7.29	KCA-10 HG	8.29
KCA-20 HG	8.99	KCA-30 HG	9.49

KCA 3/4" Broadcast w/Album & Sleeve			
KCS-10 BO (mini)	7.49	KCS-20 BO (mini)	8.49
KCA-5 BO	7.69	KCA-10 BO	8.29
KCA-20 BO	8.99	KCA-30 BO	9.99

## SONY

Hi-8 Professional Metal Video Cassettes			
P6-30 HMPX	5.99	P6-30 HMEK	8.49
P6-60 HMPX	8.59	P6-60 HMEK	11.99
P6-120 HMPX	11.69	P6-120 HMEK	15.99
PR Series Professional Grade VHS			
T-30PR	2.49	T-60PR	2.79
T-120PR	3.29		
PM Series Premier Grade Professional VHS			
T-30PM	3.49	T-60PM	4.09
T-120PM	4.99		

BA Series Premier Hi-Grade Broadcast VHS (In Box)			
T-30BA	3.79	T-60BA	4.29
T-120BA	5.29		
MG Master Quality S-VHS (In Box)			
MOST-60	8.19	MOST-120	8.59

BRS 3/4" U-matic Broadcast Standard (In Box)			
KCS-10 BRS (mini)	7.99	KCS-20 BRS (mini)	8.69
KCA-10 BRS	7.29	KCA-20 BRS	8.39
KCA-30 BRS	9.29	KCA-60 BRS	12.99

XBR 3/4" U-matic Broadcast Master (In Box)			
KCS-10 XBR (mini)	8.49	KCS-20 XBR (mini)	9.79
KCA-10 XBR	8.99	KCA-20 XBR	10.29
KCA-30 XBR	11.49	KCA-60 XBR	14.99

KSP 31/4" U-matic SP Broadcast (In Box)			
KSP-S10 (mini)	9.19	KSP-S20 (mini)	10.69
KSP-10	9.69	KSP-20	10.99
KSP-30	12.49	KSP-60	16.39

## BTS

Broadcast Television Systems



### Betacam SP-2000 PRO Series

#### PBC 2600 Player

- More than 90 minutes of playback time using L-size Metal or Oxide cassettes.
- High-speed picture search provides recognizable color pictures at up to 10 times normal speed in forward and reverse (24 times normal speed in monochrome)
- Two longitudinal audio channels with Dolby C-type NR
- Equipped with RS-422 9-pin serial interface
- Built-in Time Base Corrector with advanced high quality digital dropout compensator
- Optional BVR-50 provides remote control of the TBC
- Built-in LTC/VITC/User Bits reader, and character generator
- Y/R - Y/B-Y component signal outputs via BNC or 12-pin Betacam DUB connectors. Also has S-Video output
- Optional BKW-2020 provides U-matic DUB output capability.

#### PBC 2650 Player with Dynamic Tracking (DT)

- Same as PBC-2600 plus—
- Dynamic Tracking (DT) provides broadcast quality noiseless playback within -1 to +3 times normal speed

#### PBC 2800 Player/Recorder

- Same as PBC-2600 plus—
- Built-in comprehensive editing facilities
  - Dynamic Motion Control with memory provides slow motion editing capability (when used with a player VTR equipped with DT function)
  - 90 minutes of recording/playback using L-size Metal or Oxide (for playback only) cassettes
  - Built-in LTC/VITC/User Bits generator and reader

## WV-F700

### 3-CCD Digital Processing Camera

- Three 2/3" high sensitivity 380,000 pixel CCDs with on-chip optics, plus precision f1.4 high resolution prism deliver 750 lines of horizontal resolution, and S/N ratio of 62dB.
- Achieves a sensitivity of 18.0 at 2000 lux and minimum object illumination is 7 lux at f1.8 with +24dB gain (4 lux at f1.4).
- Emmy Award-winning Digital Signal Processing DSP technology: Dark Detail Circuit enhances contours under varying lighting conditions. Uses luminance sensitive algorithms to determine the optimum degree of enhancement in dark areas of the picture without altering the brightness of other areas in the picture. Enhances contours of objects as fine as strands of human hair, even under challenging lighting conditions.
- Chroma Detail compensates for poor resolution in high chroma areas of the picture. Provides a wide dynamic range image with clear reproduction in the chroma area.
- 2-Dimensional Low Pass Filter reduces cross-color caused by high level brightness signals mixing into the sub-carrier. Reproduces fine stripes and lattice patterns with a minimum of color blur.
- Highlight compression circuit expands the dynamic range of highlighted areas and prevents halation. Produces detailed images when viewed against a bright backlight
- Switchable R-Y, B-Y, or Y/C system allows direct docking to S-VHS, M-II, or Betacam SP docking VCRs.



- To further enhance operational speed and flexibility, a total of four easy to use Scene File modes are available:
  - Scene File One is the Standard Mode which sets the WV-F700 to adjust to studio lighting.
  - Scene File Two is the Illuminance Mode, which provides for different shades of black to be reproduced clearly in dark locations without requiring lighting alterations.
  - Scene File Three is the Fluorescent Mode. Under fluorescent lighting certain color hues tend to be reproduced slightly in the blue spectrum. With Scene File Three, these hues are adjusted while using the white balance to provide natural tones.
  - Scene File Four is the User Mode for flexible data setting. Twenty different digital adjustments can be set including gamma, knee-point, chroma detail, detail, matrix and shading. Individual settings are available for 11 of the 20 items at gains of 0dB, +9dB, +18dB and +24dB. These digital adjustments also allow the WV-F700 to be matched to other color cameras in a studio environment for quick set-ups.

## JVC KY-27UB

### 3-CCD Color Video Camera



- New 1/3" CCDs with 380,000 pixels (360,000 effective) with advanced electronics delivers resolution of 750 horizontal lines and reduced smear.
- Sensitivity of 18.0 at 2000 lux. Min. illumination 7.5 lux with f1.4 lens. +18dB.
- LOLLUX mode allows shooting scenes that were previously impossible due to insufficient lighting. CCDs are maximized for low light sensitivity equivalent to an electronic gain of 24dB plus a JVC Pixel readout system which provides an additional 6dB. Together they provide +30dB without the noise and picture degradation normally associated with this much gain. Excellent color balance is maintained even down to 1.5 lux illumination.

- Auto Shooting Mode where you only have to zoom, focus and record. All other parameters are controlled automatically.
- Enhanced ALC (Automatic Level Control) mode for continuous shooting in all light levels. This allows continuous automatic shooting from dark interiors to bright outdoors.
- The Multi-Zone Iris Weighting system gives preference to objects in the center and lower portions of the picture. The Automatic Peak/Average Detection (APB) provides intelligence to ignore unusual objects such as bright lights.
- Auto knee circuitry extends a scene's light to dark dynamic range reproduction by up to five times without overexposure.
- Has large 1.5-inch viewfinder with 500 lines of resolution and SMPTE color bars. Status system provides audio levels, accumulated or remaining recording time and VTR operation. Also battery voltage and camera setup. Zebra pattern indication and safety zones with a center marker are also provided.
- Equipped with Variable Scan function. This allows flicker-free shooting of any computer screens. Variable scan enables a precise shutter speed from 1/4 to 1/60 of a second in 256 increments to be set, matching a computer's scan rate.
- Star filter creates dramatic 4-point star effects. Users can also select from a wide range of optional filters.
- Advanced Memory System (AMS) stores customizable settings for various shooting conditions.
- Uses just 12.4 watts of power with camera adapter and viewfinder, so battery time can be allocated to VTR operation.
- Easily adjustable pedestal and detail enhancement through the Camera Setup Menu.
- Docks directly to JVC BR-S422U, BR-S411UB and BR-S420CU professional S-VHS recorders. Model KY-27 UPCH docks directly to Hi8 and Betacam.

## sachtler

VIDEO 14/100 FLUID HEAD

- Sachtler Touch and Go System
- Integrated sliding battery plate
- Strengthened dynamic counterbalance in 2 steps
- Frictionless leak proof fluid damping with three levels of drag
- Vibrationless vertical and horizontal brakes
- Built in bubble for horizontal leveling
- Compatible with wide range of tripods Series 100

### HOT POD TRIPOD SERIES

Especially developed for use in ENG, the Hot Pod tripod is the fastest in the world. The central locking system is activated on all three legs at the same time, while the pneumatic center column easily makes it possible to have the lens at a height of over 7 feet. The elevation force of the center column is factory set and doesn't require any setup. When moving to another location it can be carried by its handle located at the center of gravity.

### ENG TWO-STAGE TRIPOD SERIES

Sachtler two-stage tripods have an enlarged height range (lower bottom and higher top position) so they are more universal. Legs can be locked in seconds with Sachtler's quick clamping. There are also heavy duty versions for extra stability. The heavy duty aluminum has a 20mm diameter tube vs. 16mm and the heavy duty carbon fiber has a 24mm diameter tube vs. 22mm. Also all heavy duty two-stage tripods have a folding tripod handle.

### SACHTLER SYSTEM 14 PACKAGES

- SYSTEM 14 PRO I — Economic standard with two-stage aluminum tripod video, includes: 14/100 Fluid Head + ENG 2 Two-stage Aluminum Tripod + SP100 Spreader + ENG 2 Padded Bag ..... 3450.00
- SYSTEM 14 PRO II — Light standard system with two-stage carbon fiber tripod video, includes: 14/100 Fluid Head + ENG 2 CF Two-stage Carbon Fiber Tripod + SP100 Spreader + ENG 2 padded bag ..... 3995.00
- SYSTEM 14 PRO III — Quickest tripod system, extremely high extension possible by the pneumatic center column, includes: 14/100 Fluid Head + Hot Pod Tripod + Padded Bag 100 II ..... 3695.00

## VIDEO

The NovaBlox individual function NovaCard modules, synchronizers, sync transcoders, distribution modules, NovaCards have the computer or one of four modules. NovaCards include RS-232 serial data for Windows, and Amiga software applications. The C-2B chassis the C-4 single rackmount chassis features 15 slots. To provide using one of the NovaChassis Control Units to choose from. The play with four button operation or enhanced operation with dedicated LCD status display.



### NOVAMATE TBC/Frame Synchronizer

One of the NovaCard modules of the NovaBlox system, the NovaMate is a unique TBC/Frame Synchronizer that satisfies a wide range of VCR signal correction and video interface requirements from desktop video to satellite systems. NovaMate plugs directly into a computer or one of several chassis configurations. Control is performed either by software or NovaTBC control units. The flexibility of its modular design and microprocessor control plus its superior quality make NovaMate the ideal alternative to stand-alone and computer based TBCs.

WE CARRY ALL OTHER NOVACARDS: ENCODERS, DECODERS, TRANSCODERS, DISTRIBUTION AMPLIFIERS AND ROUTING SWITCHERS

## MORITA

### BSG-50

### Blackburst/Sync/Tone Generator

The BSG-50 provides an economical means for generating the most common RS-170A video timing signals used to operate various video switchers, effects generators, TBCs, VCRs, cameras and video edit controllers.

- 6 BNC video/pulse outputs
- Now available, 6 blackburst, 4 sync, 2 subcarrier
- Each sync output individually settable for composite sync, composite blanking, H-drive, or V-drive
- Separate buffer for each output—maximum signal isolation
- 1kHz, 0dB sinewave audio tone output, locked to video
- Outputs can easily be configured to meet specific user and equipment needs ..... \$269



### CSG-50

### Color Bar/Sync/Tone Generator

- Generates full-SMPTE color bars, blackburst and composite sync signals.
- Built-in timer can automatically switch video output from color bars to color black after 30 or 60 seconds. Easy and convenient for producing tape leaders and stripping tapes with color bars and black.
- Front panel selection of full-field or SMPTE color bar patterns or colorblack (blackburst) video output
- Includes crystal-controlled, 1kHz, 0dB audio tone output.
- Outputs: video, sync, ref frame, 1 kHz, 0dB
- Audio tone switches to silence and color bars change to black when using 30/60 second timer
- Fully RS-170A SC/H phased and always correct
- No adjustment required ..... \$349

### WE STOCK THE FULL LINE OF MORITA PRODUCTS INCLUDING:

- WG-50 — Window Dub Inserter
- TG-50 — Generator/Inserter
- TRG-50 — Generator/Inserter/Search Speed Reader
- TRG-50PC — Has all of the above plus RS-232 control.
- VG-50 — VITC Generator, LTC-VITC Translator
- VLT-50 — VITC-To-LTC Translator
- WLT-50PC — VITC-To-LTC Translator / RS-232 Control
- ALT-50 — Hi8 (EVO-9800/9850)TC to LTC Translator
- TSG-50 — NTSC Test Signal Generator
- SCY-50 — Serial Control Titrer "Industrial" CG, Time-Date Stamp, Time Code Captioning
- SAG-50 — Sale Area, Convergence Pattern and Oscilloscope Line Trigger and Generator

ALL VIDEO COMES WITH A SEVEN-DAY SATISFACTION MONEY-BACK GUARANTEE



# FOR PHOTO & VIDEO



TO INQUIRE ABOUT YOUR ORDER:

800 221-5743 • 212 807-7479

OR FAX 24 HOURS: 212 366-3738

119 WEST 17TH STREET, NEW YORK, N.Y. 10011

Store & Mail Order Hours:

Sun 10-4:45 • Mon & Tues 9-6 • Wed & Thurs 9-7:30 • Fri 9-2 • Sat Closed

RUSH OR OVERNIGHT SERVICE AVAILABLE (extra charge)

## TASCAM DA-88 Multi-Track Recorder



The first thing you notice about the eight channel DA-88 is the size of the cassette - it's a small Hi-8mm video cassette. You'll also notice the recording time - up to 120 minutes. These are just two of the advantages of the DA-88's innovative use of 8mm technology.

- Intrinsic to the 8mm video format is the Automatic Track Finding (ATF) control system. This approach records the tracking control information, along with the program material, using the helical scan (video) head. Competing S-VHS based systems record the tracking data with a linear recording head, independent of the program data. The S-VHS tape must be run at a higher speed (thereby delivering shorter recording time) to deliver control track reliability, and requires some form of automatic or manual tracking adjustment. Synchronization and tracking must be adjusted, either automatically or manually (just like on your home VCR) as the machine ages, or if the tape is played back on another machine.

- On the other hand, the ATF system ensures that there will be no tracking errors or loss of synchronization. The DA-88 doesn't even have (or need) a tracking adjustment. All eight tracks of audio are perfectly synchronized. What's more, this system guarantees perfect tracking and synchronization between all audio tracks on all cascaded decks - whether you have one deck or sixteen (up to 128 tracks!).

- Incoming audio is digitized by the on-board 16-bit D/A at either 44.1 or 48KHz (user selectable). The frequency response is flat from 20Hz to 20KHz while the dynamic range exceeds 92dB. As you would expect from a CD-quality recorder, the wow and flutter is unmeasurable.

- One of the best features of the DA-88 is the ability to execute seamless Punch-ins and Punch-outs. This feature offers programmable digital crossfades, as well as the ability to insert new material accurately into tight spots. You can even delay individual tracks, whether you want to generate special effects or compensate for poor timing. All of this can be performed easily on a deck that is simple and intuitive to use.

### OPTIONS

- RC-808 - Single Unit Remote Control
- RC-848 - System Remote Control
- MU-8824 - 24-Channel Meter Unit
- SY-88 - Complete SMPTE/EBU Chase Synchronizing and MIDI Machine Control interface

## Fostex RD-8 Multi-Track Recorder



This digital multitrack recorder is designed specifically for the audio professional. Fostex has long been a leader in synchronization, and the RD-8 redefines that commitment. With its built-in SMPTE/EBU reader/generator, the RD-8 can stripe, read and jam sync time code - even convert to MIDI time code. In a sync environment the RD-8 can be either Master or Slave. In a MIDI environment it will integrate seamlessly into the most complex project studio, allowing you complete transport control from within your MMC (MIDI Machine Control) compatible sequencer.

- Full transport control is available via the unit's industry-standard RS-422 port, providing full control right from your video bay. The RD-8 records at either 44.1 or 48KHz and will perform Pull-Up and Pull-Down functions for film/video transfers. The Track Slip feature helps maintain perfect sound-to-picture sync and the 8-Channel Optical Digital Interface keeps you in the digital domain.

- All of this contributes to the superb sound quality of the RD-8. The audio itself is processed by 16-bit digital-to-analog (D/A's) converters at either 44.1 or 48KHz (user selectable) sampling rates, with 64X oversampling. Playback is accomplished with 18 bit analog-to-digital (A/D's) and 64X oversampling, thus delivering CD-quality audio.

- The S-VHS transport in the RD-8 was selected because of its proven reliability, rugged construction and superb tape handling capabilities. Eight tracks on S-VHS tape allow much wider track widths than is possible on other digital tape recording formats.

- With its LCD and 10-digit display panel, the RD-8 is remarkably easy to control. You can readily access 100 locate points, and cross-fade time is fully controllable in machine to machine editing. Table of Contents data can be recorded on tape. When the next session begins, whether on your RD-8 or another, you just read the set up information from your tape and begin working. Since the RD-8 is fully ADAT compliant, your machine can play tapes made on other compatible machines, and can be controlled by other manufacturers ADAT controllers. Your tapes will also be playable on any other ADAT deck.

- In addition to familiar transport controls, there are a number of logical, user friendly features. This is the only unit in its class with an on-board, back-lit variable contrast LCD display. It provides all of the information you'll need to keep track of offsets, punch points, generator functions and other pertinent data. Three function keys, combined with HOME, NEXT and UP/DOWN buttons, enable you to navigate the edit menus effortlessly. If you need to have access to the front panel controls, the optional model 8312 remote control gives you remote command of the most common functions.

## SONY

### EVW-300 Hi-8 3-CCD CAMCORDER



#### Features:

- Equipped with three high density 1/2" IT Hyper HAD image sensors. Has an excellent sensitivity of F8.0 at 2,000 lux, high S/N of 60 dB, and delivers over 700 lines of horizontal resolution.
- Provides high quality PCM digital stereo and single channel AFM Hi-Fi recording. Has XLR balanced audio connectors.
- Quick start 1.5" viewfinder with 550 lines of resolution plus Zebra pattern video level indicator and color bar generator.
- Built-in 8mm Time Code Generator (non-drop frame or drop frame mode may be selected). Also incorporates a variety of time code features such as Time Code PRESET/RESET, REC RUN/FREE RUN and User Bits.
- A variety of automatic adjustment functions for different lighting conditions are incorporated into the EVW-300:
  - ATW (Auto Trace White Balance) - when ATW is turned on optimum white balance is always ensured during recording, even for changes in color temperature. Conventional white balance adjustment is still provided with the Auto White Balance.
  - AGC (Automatic Gain Control) - in addition to manual Gain Up AGC provides linear gain up in the range of 0 dB to 18 dB.
  - Intelligent Auto Iris - for situations where the lighting between subject and background is different (subject is underexposed) the Intelligent Auto Iris automatically examines the scene and adjusts the lens iris for proper exposure.
- Selectable Gain-up from 1 dB to 18 dB in 1 dB steps for Mid & High positions.
- Clear Scan function - provides a variety of selection of shutter speeds ranging from 60-200 Hz allowing recording of almost any computer display without flicker.
- Compact, lightweight (12 lbs with NP-18) ergonomic design provides well balanced and extremely comfortable operation.



### JVC GY-X2 3-CCD S-VHS CAMCORDER


- Three 1/2" CCD image sensor delivers 650 lines of horizontal resolution.
- New micro-lens technology provides exceptional sensitivity of F7.0 at 2000 lux and new LDXLX mode lets you shoot with almost no light! Shoot superb footage with excellent color balanced at a mere 3 lux illumination.
- Variable Scan View allows flicker-free shooting of a computer monitor.
- Duck Record Mode - when turned on the camera is set to the auto iris even if lens is set at manual. Also activated is (ALC) Automatic Level Control and EEI Extended Electronic Iris which provides both variable gain and variable shutter. Now you can shoot continuously from dark room to bright outdoors without having to adjust gain, iris or ND filter.
- Full Time Auto White circuit lets you move from incandescent to fluorescent to outdoor lighting without changing white balance or the filter wheel!
- Genlock input allow synchronization with other cameras.
- Dual output system allows camera output to be connected directly to an external recorder.

### TOSHIBA TSC-200 3-CCD Hi-8 Camcorder



- 3 1/2" CCD chips mounted with spatial offset technology deliver resolution of 700 horizontal lines.
- Low noise design provides extreme sensitivity of F8.0 at 2000 lux. Min illumination 7.5 lux with excellent color reproduction.
- New LNA (low noise amplifier) delivers a S/N (signal-to-noise) ratio of 62dB - the highest achieved for this type of camera.
- 26-pin connector outputs Y/C or component video signal allowing hook up to a portable S-VHS, Hi8 or Betacam recorder and simultaneously record with Hi-8.
- Quick-start 1.5" viewfinder needs no warm up time so you never miss a shot. Zebra pattern in the viewfinder alerts operator to excessive video levels.
- Genlock capability allows synchronization with other cameras. Also full calibration functions are built-in as well as color bar generator.
- Variable high speed shutter from 1/60 to 1/2000 second.
- Built-in 8mm time code generator records an absolute address to every frame.
- High-performance back electret condenser mic records to all three audio tracks. Low cut filter eliminates wind noise.
- Very low power consumption. Draws only 16 watts per hour allowing 100 minutes of recording time with 1 NP-18 battery.
- Body made of magnesium alloy previously only on broadcast cameras. Still only 13 lbs. in standard configuration.

### NEW! Panasonic AG-DP800 SUPERCAM S-VHS 3-CCD Digital Signal Processing Camcorder



- Three high-density 380,000 pixel CCDs with half-pitch pixel offset to achieve over 700 lines of horizontal resolution, a S/N ratio exceeding 60dB and remarkable sensitivity of F8 at 2000 lux result in simply extraordinary image quality. Additionally the Frame Interline Transfer (FIT) CCDs minimize vertical smear, so you maintain impressive picture quality even in very bright illumination.
- Advanced digital signal processing circuitry provides four valuable benefits:
  - Consistently better 1:1 consistently better up-to-spec performance
  - Fine adjustment of a wide range of parameters.
  - Memory storage and instant recall of specific settings
  - More flexible and higher quality image processing, as well as easier maintenance.
- Some of the DSP circuits and their functions:
  - CHROMA DETAIL - This function compensates for poor resolution in the high chroma areas of the picture.
  - DARK DETAIL - Determines optimum degree of contour enhancement in dark areas to deliver crisp, natural-looking images.
  - HIGHLIGHT COMPRESSION - Expands the dynamic range of the highlighted areas and prevents halation. The highlight compression circuit allows a wide dynamic range producing detailed images even against bright backlight or daylight.
  - FLARE CORRECTION CIRCUIT - Compensates for steady black caused by light or by a subject's movements.
- Six Scene File modes. There are two user modes for custom digital parameter settings including Horizontal Detail, Vertical Detail, Chroma and Dark Detail, and Color Correction. The four preset modes are normal, fluorescent, special and sparkling.
- In addition to regular AGC (Automatic Gain Control), Supercam has a Super High Gain mode. At F1.4 this enables shooting under illumination as low as 2 lux while retaining detail and color balance.
- Synchro Scan function allows flicker-free shooting of computer monitors. Electronic shutter increments can be set variably from 1/61 seconds to 1/253 of a second.
- Built-in internal time code generator lets you record with SMPTE LTC/VITC (Longitudinal/Vertical Internal) time code.
- 26-pin connector for direct signal output from camera section for easy backups using 2nd VCR equipped with 26-pin connector.
- Two hi-hi stereo audio channels with a dynamic range of 80 dB, as well as two linear audio channels with Dolby NR. Normal/Hi-Fi recording is selectable. Uses XLR connectors to further ensure high-quality sound.
- Phantom power can be supplied to an optional microphone. Power can be switched off to prevent battery drain when not in use.



### Quick-Draw Professional FOR CAMCORDERS OR STAND ALONE CAMERAS



- Designed for working from the back of a van or the trunk of your car. The top loading case has a wide open fold back top that stays neatly out of the way. It's lighter and more compact than shipping cases, thus saving valuable storage space. With other equipment crowded around it the sturdy built-in frame provides aided protection.
- Heavy duty shoulder strap & comfortable leather hand grip.
- Carry it in crowds - crush proof aluminum guard protects viewfinder.
- Fits into back seat and fastens securely with seat belt.
- Holds camera with on-board battery attached.
- Lid closes with Velcro for quick-opening or secure with full-length zippers.
- Two trim exterior pockets and clip board pocket.
- Dual purpose rear pouch is an expandable battery chamber or all-purpose pocket.

## antonbauer

### Logic Series DIGITAL Gold Mount Batteries



The Logic Series DIGITAL batteries are acknowledged to be the most advanced in the rechargeable battery industry. In addition to the comprehensive sense integral to all Logic Series batteries, each DIGITAL battery has a built-in micro-processor that communicates directly with Anton/Bauer InterActive chargers, creating significant new benchmarks for reliability, performance, and life. They also complete the communications network between battery, charger and camera. With the network in place, DIGITAL batteries deliver the feature most requested by cameramen, a reliable and accurate indication of remaining battery power.

#### DIGITAL PRO PACS

The Digital Pro Pac is the ultimate professional video battery and is recommended for all applications. The premium heavy duty Pro Pac cell is designed to deliver long life and high performance even under high current loads and adverse conditions. The size and weight of the Digital Pro Pac creates perfect shoulder balance with all camcorders.

- DIGITAL PRO PAC 14 LOGIC SERIES NiCAD BATTERY 14.4v 60 Watt Hours 5 1/8 lbs. Run time: 2 hours @ 27 watts, 3 hrs. @ 18 watts
- DIGITAL PRO PAC 13 LOGIC SERIES NiCAD BATTERY 13.2v 55 Watt Hours 4 3/4 lbs. Run time: 2 hours @ 25 watts, 3 hours @ 17 watts

#### DIGITAL COMPAC MAGNUM

Extremely small and light weight (almost half the size and weight of a Digital Pro Pac), the powerful Digital Compac Magnum still has more effective energy than two NP style slide-in batteries. The high voltage design and Logic Series technology eliminate all the problems that cripple conventional 1.2 volt slide-in type batteries. The Digital Compac Magnum is the professional choice for applications drawing less than 24 watts. Not recommended when using an Ultralight.

- DIGITAL COMPAC MAGNUM 14 LOGIC SERIES NiCAD BATTERY 14.4v 43 Watt Hours 2 3/4 lbs. Run time: 2 hours @ 20 watts, 3 hours @ 13 watts
- DIGITAL COMPAC MAGNUM 13 LOGIC SERIES NiCAD BATTERY 13.2v 40 Watt Hours 2 1/2 lbs. Run time: 2 hours @ 18 watts, 3 hours @ 12 watts

ALL VIDEO COMES WITH A SEVEN-DAY SATISFACTION MONEY-BACK GUARANTEE

Circle (67) on Reply Card

www.americanradiohistory.com



# Industry Briefs



**UNCOMPROMISING**



**UNRIVALED**



**UNMISTAKABLE**

Mark Antennas Division combines uncompromising quality with the latest technology and unrivaled reliability, its unmistakable...



**Radiation Systems, Inc.**  
**Mark Antennas Division**  
 1757 S. Winthrop Drive  
 Des Plaines, IL 60018 U.S.A.  
 Tel 708-298-9420 Fax 708-635-7946

Circle (68) on Reply Card

## BUSINESS SCENE

**Otari**, Foster City, CA, and **Creation Technologies**, Vancouver, BC, have announced an agreement that gives Otari worldwide exclusive rights to market and distribute the RADAR random access digital audio recorder.

**Denon Electronics**, Parsippany, NJ, has provided Re America's RDS encoder and Denon's TU-380RDS tuner for 26 National Public Radio member stations in 21 markets.

**Panasonic**, Secaucus, NJ, has supplied USA Networks, Jersey City, NJ, with the D-3 1/2-inch composite digital format recorders.

NBC has purchased 15 Panasonic D-3 1/2-inch composite digital VTRs and American Cablevision has ordered digital signal processing cameras and four D-3 1/2-inch composite digital VTRs.

KYFC-TV, Shawnee Mission, KS, has purchased four AQ-11 digital signal processing cameras.

WXXA-TV, Albany, NY, has purchased the MII enhanced series equipment and a WV-F250 3-CCD color video camera.

**Group W Network Services**, Stamford, CT, is doubling the size of its transmission control center at the Glenbrook Earth Station in Stamford.

**Digital Audio Research**, Surrey, England, has installed SoundStation Gold at Wild Tracks Audio Studios in London.

**Kline Towers**, Columbia, SC, and **Di-electric Communications**, Raymond, ME, have been awarded a contract for an HDTV design study for Sutro Tower, San Francisco.

**Euphonix**, Palo Alto, CA, has installed a CS200 digitally controlled system at Pacific Ocean Post Sound, Santa Monica, CA.

**JVC**, Elmwood Park, NJ, has sold ABC-affiliate WAAY-TV, Huntsville AL, equipment to upgrade to the S-VHS format as part of an ongoing re-engineering program at the station. Several BR-S622 and BR-S822 editing recorders have been installed in addition to seven GY-X1 compact camcorders.

**LNR Communications**, Hauppauge, NY, has received a U.S. government award for tri-band portable satellite terminals.

**Ampex**, Redwood City, CA, has sold DCT equipment to the Post Group, Los Angeles; Tropical Video, Miami, FL; Prime Images, Pennsauken, NJ; and SVC Television, London.

**TouchVision**, Chicago, IL, has moved its corporate headquarters. The new address is: 8755 W. Higgins Road, Suite 220, Chicago, IL 60631; phone 800-8-DVISION (838-4746); corporate office 312-714-1400; fax 312-714-1405.

**Editel**, Los Angeles, has plans to unveil the first part of its new 5,500-square-foot digital wing in the summer of 1995.

**Sony**, Montvale, NJ, has sold three Digital Betacam VTRs to Hollywood Digital, Hollywood. Hughes Direct TV DBS Service has purchased 200 Digital Betacam VTRs and 60 Flexicart automated playback systems.

Orbit Satellite Television Network, Rome, has purchased 120 Digital Betacam VTRs and Encore Media is using three component digital edit suites incorporating Digital Betacam VTRs.

**AS-101  
Audio Switcher**

- Illuminated and legendable control buttons
- Instant or overlap switching
- Front panel accessible level controls
- Options include: RS-232 interface, remote control, relay-follow-switch outputs
- Network proven quality and reliability

**10 Stereo In - 1 Stereo Out**

**Conex Electro-Systems, Inc.**

P.O. Box 1342 Bellingham, WA 98227  
 1-800-645-1061 FAX (206) 676-4822

Circle (69) on Reply Card



**Solid State Logic**, Oxford, England, has installed an SL 8088 G Plus console with Ultimatum at Paisley Park, Minneapolis.

**Fox Tape** has purchased two Scenaria digital audio/video post-production systems. Also, **MTI/The Image Group**, New York, has added the Scenaria to its digital audio network.

**Henninger Capitol Video**, Washington, has installed the SSL's ScreenSound digital audio editor and SoundNet digital audio network system.

**Quantel**, Darien, CT, has delivered a Henry special effects editing system that includes the Max special effects package to New World Rising, Birmingham, AL.

**Belden Wire and Cable**, Richmond, IN, has announced that the company's administrative offices, distribution center, engineering center, and all U.S. manufacturing facilities have been registered to the International Organization for Standardization (ISO) 9000 series standards.

**American Lightwave Systems**, Meriden, CT, has been selected by Suburban Cablevision to build a digital metropolitan area network.

**Avid Technology**, Tewksbury, MA, announced that WCFC-TV, Chicago, has begun using AirPlay, Avid's disk-based, digital playback system.

**AVS Broadcast**, Northvale, NJ, has sold DX210 and DX120 digital format translators to Image Mix, MTL and Post Perfect in New York, and VDI and Modern Video Film in California.

**Abekas**, Redwood City, CA, has sold an A83 component digital switcher, two A66 disk recorders, a 2-channel A57 with SuperWarp capability and a variety of transcoders to Cable News Network, Atlanta.

**Strassner**, North Hollywood, CA, has placed an SES-2020 PRO editing system with IWERKS Entertainment, Burbank, CA.

**Pro-Bel**, Dunwoody, GA, has delivered the latest version of its System 3 controller to Editel's Hollywood location.

Pro-Bel has also supplied an HD audio and video routing system to the broadcast engineering department of British Columbia Telephone.

**Odetics**, Anaheim, CA, has sold a TCS90 cart machine to ABC-affiliate WZZM-TV, Grand Rapids, MI.

**Xymox Systems**, Van Nuys, CA, has moved to a larger facility. The address is: 7139 Woodley Ave., Van Nuys, CA, 91406; phone 818-786-8801; fax 818-343-5104.

## PEOPLE

**Robert P. Seidel** has been appointed vice president of engineering at CBS.

**Lucinda Hutter** has been named director of engineering at KTVI-St. Louis.

**Jim McGrath** has been appointed vice president of engineering at A.F. Associates, Northvale, NJ.

**Shel Gunther** has been appointed new product manager for wireless microphone systems at AKG, San Leandro, CA.

**Dr. James Mannos** has been named vice president of engineering for Abekas, Redwood City, CA.

**Bob Quinn** has been appointed product manager of commercial communications at EEV, Elmsford, NY.

**Hugh Gillogly** has joined AVS Broadcast, Northvale, NJ, as western sales manager.

**Criss Onan** and **Susan Dingenthal** have joined Broadcast Electronics, Quincy, IL, as regional sales managers for digital sales. ■

**Belden  
Comes Highly  
Recommended.**



The International Standards Organization's 9001 and 9002 ratings are two of the world's most demanding measures for quality management. Not surprisingly, Belden is the first major designer and manufacturer of wire and cable products to achieve them.

Belden has had strict quality programs in place, and has diligently put them to use, for some time. ISO registration of every one of our domestic and European facilities is just the latest step in Belden's commitment to continuous quality improvement of our products and processes.

Verification of our quality programs by a totally independent auditing firm puts Belden in a highly select group of companies who are certified to have passed one of the world's toughest quality appraisals.

Being singled out for this prestigious registration for quality management validates what we've long believed and practiced.

It's confirmation that everything we're doing, we're doing right.

**Belden**

Copyright © 1994, Belden Inc.

Circle (52) on Reply Card

# Professional Services

**JOHN H. BATTISON PE.**  
**CONSULTING BROADCAST ENGINEER,**  
 FCC APPLICATIONS AM, FM, TV, LPTV  
 Antenna Design, Proofs, Fieldwork  
 2684 State Route 60 RD #1  
 Londonville, OH 44842  
 419-994-3849

**NETCOM**  
 STATE-OF-THE-ART ENGINEERING FOR AUDIO & VIDEO  
 TURN-KEY SYSTEMS  
 DESIGN & DOCUMENTATION  
 EQUIPMENT SALES  
 CAD SERVICES  
 1465 PALISADE AVE., TEANECK, NJ 07666 / (201) 837-8424

**East Coast Video Systems**  
ON-LINE IN-TIME  
*A full service Company providing...*  
 • Consultation  
 • Engineering & Design  
 • Installations  
 • Training  
*Serving...*  
 • Cable Systems  
 • Corporate Facilities  
 • Broadcast Facilities  
 • Teleproduction Facilities  
 52 Ralph Street, Belleville, NJ 07109 (201) 751-5655

**CHAN & ASSOCIATES**  
 BUSINESS DEVELOPMENT • STRATEGIC MARKETING • PUBLIC RELATIONS  
**CURTIS J. CHAN**  
 PRESIDENT  
 2212 HERITAGE WAY  
 FULLERTON, CA 92633  
 PHONE: (714) 447-4993  
 FAX: (714) 578-0284  
 PAGER: (714) 506-1357

**Radio Systems Engineering**  
 FCC Applications  
 Systems Design • Installations  
 Property Evaluation  
 AM-FM  
 3031 Dogwood Lane  
 Florence, SC 29505  
 800-399-1501 24 Hr  
 803-661-2933 teacasts

For Classified Advertising or Professional Services information Call Renée Hambleton at (913) 967-1732 FAX (913) 967-1735

## Classified

### FOR SALE


**STUDIO EXCHANGE BURBANK**  
 (818) 840-1351 FAX (818) 840-1354  
**NEW & USED VIDEO EQPMT.**  
 BUY, SELL, CONSIGN;  
 25 YRS. EXP.

**TBC REMOTE CONTROL**  
 • Control up to four VTR's.  
 • Four memories per VTR.  
 • Digital readouts to record settings for future sessions.  
  
 CALL FOR MORE INFORMATION:  
**Comprehensive**  
VIDEO & SUPPLY CORPORATION  
 148 VETERANS DRIVE NORTHVALE, NJ 07847  
 (800) 526-0242 FAX (201) 767-7377

**RS422 VTR REMOTE CONTROL**  
 with TIMECODE DISPLAY & JOGWHEEL  
**SONY, AMPEX, JVC, BTS**  
**PANASONIC, HITACHI**  
 Low Cost — Lots of features  
**DNF INDUSTRIES**  
 (213) 650-5256 • LA, CA 90069

**CALL US** For New and Rebuilt Radio Broadcast Equipment  
**HE HALL**  
**Electronics**  
 (804) 974-6466  
 1305-F Seminole Trail • Charlottesville, Va. 22901

**TAPE ERASERS**  
  
**garner**  
 WHEN COST IS IMPORTANT AND QUALITY IS CRITICAL  
**1-800-228-0275**  
 Erases all formats in quantities of 1 to 1,000,000  
  
 4200 North 48th Street • Lincoln, NE 68504  
 Circle (72) on Reply Card

**Factory Direct Cases**  
 Our prices can't be beat.  
  
 Call for Catalogue or Quote  
 Roadie Products, Inc.  
 800-645-1707  
 In NY 516-563-1181  
 Fax: 516-563-1390  
 TV TRANSMITTERS: RCA TT30 FL (Dual) plus OPTO Switch & GE TT-10/TT-40. Filters and Diplexers plus spare parts. Both operating on CH 5+. Must sell this year. Best Offer. Call KING-TV (206) 448-3831.

**HAVE CABLES**  
 ASSEMBLED • BULK • CUSTOM  
  
 THE SIGN OF QUALITY  
**HAVE PROFLEX™ BELDEN**  
**GANARE**  
 WEST PENN WIRE  
 MOGAMI  
 DEALER INQUIRES WELCOMED  
 FREE CATALOG of Audio/Video Tape, Cable, Equipment, Accessories, Supplies  
**518/828-2000**  
 309 POWER AVE, HUDSON, NEW YORK 12534

**Quality, Used Video Equipment**  
 CHYRON 4200 Character Generator \$10,000  
 CHYRON SCRIBE CG with Adv. font create and approx. 15 fonts. \$7,000  
 CHYRON VP-2 CG with 5 fonts \$1,500  
 GVG 100 Production switcher with Dig. Borderline, Serial, and Chroma Key. \$8,000  
 SONY DME-450 Dig. Multi-Effects Gen. \$2,500  
 SONY DXC-325/EVV-9000 Hi-8mm camcorder, Canon 15X lens, tripod adapter, and Portabrace case. \$5,000  
**MICDR VIDEO EQUIPMENT**  
 CHICAGO 312 334 4300

**BE CLASSIFIEDS**  
 ☎ 913-967-1732 Ask for Renée.



# Classified

## FOR SALE

**SONY . AMPEX . BTS . DUBNER  
GRASSVALLEY . PANASONIC**

If You're Looking For the Best in Used Equipment  
and You Want the BEST: . DEAL . VALUE . SERVICE  
**CALL MIDWEST: (708) 251-0001 . CANADA (604) 850-7969**

*midwest*

AUDIO/VIDEO EXCHANGE, INC.  
1131 Central Ave. Wilmette, Illinois 60091  
International Brokers and Appraisers Serving the Audio / Video Industry

Circle (71) on Reply Card

## "Intelligent" Automatic Default Video Switch

2 Inputs; 1 Output. Audio follows Video.

Active video sensor detects the absence of video. Rejects unacceptable video playback from clogged heads or damaged tape.

\$145.00 (plus \$5.00 S&H)

**COMMERCIAL VIDEO Maintenance Corp.**

**(603) 742-4891 Fax (603) 743-0890**

**BCS Sizzling Summer '94**  
**VIDEO SPECIALS**

Sony BVP-7 3-CCD Camera-10,000  
Sony DVR-2000 D-1 Record-60,000  
Abekas A-57 Digital Effects-51,000  
Grass Valley 200-2 Switcher-54,000  
JVC BRS-525U S-VHS w/DT-3,800  
Barco Vision 600 Projector- 3,000

**BUY CONSIGN SELL SERVICE & TRADE**

**NEW & USED**

**BCS-LA:818-551-5858 BCS-NY:212-268-8800**



Advertise in  
**BE Classifieds**  
and see how  
your money  
speaks for you.  
Call Renée  
Hambleton  
TODAY! at  
**(913) 967-1732**  
or fax  
**(913) 967-1735**

Replace incandescent  
indicator lamps with  
high reliability LED  
equivalents.



Eliminate the need to  
relamp your control panels,  
switches and indicators

Bright LED's  
Standard Lamp Bases

- 100,000 hour (11 year) shockproof life
- 5, 6, 12, 14, 24, 28, 48, 60 and 120 volts
- Wedge, bayonet, midget flanged, grooved, telephone slide, and other bases
- Red, green, yellow; specials -- warm white, blue



**RIGHT BULB.  
RIGHT PRICE.  
RIGHT DELIVERY.**

**LAMP  
TECHNOLOGY,  
INC.**

1645 Sycamore Ave  
Bohemia, NY 11716  
**516-567-1800**  
Fax: **516-567-1806**  
**1-800-KEEP LIT**  
(Outside NY)

Circle (73) on Reply Card

"PRIORITY, PROFESSIONAL & QUALITY SERVICE"  
CALL US TODAY!

**BROADCAST VIDEO ENGINEERING, INC.**

New & Used Broadcast/Production Video & Audio Equipment.  
Sales, Service, Rental,  
System Design & Maintenance.

2525 Wilson Blvd., Arlington, VA 22201  
(703) 841-2406/(703) 841-2409 (Fax)

## EQUIPMENT WANTED

WANTED: USED VIDEO EQUIPMENT. Systems or components. PRO VIDEO & FILM EQUIPMENT GROUP: the largest USED equipment dealer in the U.S.A. (214) 869-0011.

## TRAINING

FCC GENERAL CLASS LICENSE. Cassette recorded lessons for home study. Our 30th year preparing radio technicians for the license. Bob Johnson Telecommunications. Phone (310) 379-4461.

## HELP WANTED

**CNN**

**HEADLINE  
NEWS**

### TELEVISION ENGINEERS

Turner Broadcasting System, the leading News, Sports and Entertainment system in satellite communications, has career opportunities for engineers with broadcast maintenance experience. These positions demand an extensive background in television engineering and at least two years of training in electronics technology. Turner Broadcasting System offers an excellent benefit and compensation program. Send resumes to:

Jim Brown, Corp. Engineering  
Turner Broadcasting System, Inc.  
One CNN Center, Box 105366  
Atlanta, Georgia 30348-5366

TBS is an equal opportunity employer.

MASTER CONTROL OPERATOR: Min. 5 years Exp. & FCC License Required. Send Resume to: KRCA-TV CH62, 1813 Victory Pl., Burbank, CA 91504. An Equal Opportunity Employer.

MOBILE UNIT ENGINEER: Seeking experienced EIC. Must be capable of troubleshooting to the component level. Have knowledge of CCD cameras, GVG switchers, 1" & Beta format, audio systems. Electronics education required. Send resume and references to: Dept. 744, Broadcast Engineering, P.O. Box 12901, Overland Park, KS 66282-2901.

**HOME AND GARDEN TELEVISION NETWORK** is seeking to fill full-time positions in the following technical areas:

Director of Engineering  
Engineer  
Bench Technician

All positions will require experience in the maintenance of broadcast level production equipment.

Engineering candidates will need a minimum A.S. in Electronics, with five years of Television Engineering experience, and a FCC General Class License or SBE Certification.

We offer a comprehensive salary & benefits package. Qualified candidates should send a confidential resume with salary requirements to:

**hgtv**

Human Resources  
Home & Garden Television  
Network  
P.O. Box 50970  
Knoxville, TN 37950

Equal Opportunity Employer.

MAINTENANCE ENGINEER - Wanted for fast growing independent television station. Ability to perform under pressure. Minimum 2 years experience in TV Broadcasting. SBE TV Broadcast Engineer or FCC First Class Certification preferred. Familiarity with Sony Betacam, Grass Valley Group Switchers, and Audio Consoles a plus. Must be able to work various shifts, and be on call when needed. Drug-Free environment, drug test required. EOE. NO CALLS/WALK-INS. Send cover letter with salary requirements and resume to ME/MH, 602 Courtland St., #200, Orlando, FL 32804, no later than 7/30/94.

MAINTENANCE ENGINEER: Excellent opportunity at the corporate headquarters of a quality minded company. The New York Times Broadcast Group. Fully automated facility with the latest digital equipment. Knowledge of computer & digital electronics required. Experience with satellite uplink vehicles & ENG maintenance preferred. Must have formal electronics training. SBE certificate a plus. Career opportunity in a newly remodeled studio overlooking the Mississippi River. Females & minorities encouraged to apply. Send resume to Willie Douglas, WREG-TV, 803 Channel 3 Drive, Memphis, TN 38103.

ENGINEERING MANAGER. Immediate opening for exp. video engineer to manage serv. & install dept of AZ largest broadcast video dealer. Should have exp. in systems design, installation and management. Supervise staff of 4. Competitive pay and benefits. Send resume & salary history to: Personnel Manager, AVR, 4433 N. 7th St., Phoenix, AZ 85014 or fax to 602-274-7416.

Classified Ads Continued on Page 80

July 1994 Broadcast Engineering 79

# Classified

## HELP WANTED

**CHIEF ENGINEER** needed to take hold and move top 75 market station into the future. Applicant will need impeccable communications and capital budgeting skills. Applicant must have 3-5 years managerial or assistant managerial experience including full knowledge of station operations with a strong news emphasis. Candidate should be fully computer literate and slip right into a high level of station automation including newsroom computer, robotics, master control systems and an automated G-Line transmitter and very soon, digital. Engineering degree preferred. EOE. Reply to: Dept. 745, Broadcast Engineering, P.O. Box 12901, Overland Park, KS 66282-2901.

**FIELD TECHNICAL DIRECTOR/STAGE MANAGER/TOUR MANAGER/SALES PERSON:** National video production and staging company seeks individual to perform all tasks - take it on the road! •Component video production systems specialist. •Contract negotiation, purchase orders. •Set drawings, room layouts. •Scheduling/Booking. •Stage manager (call the show). •Sales/client interaction. •Trouble shooter, advanced engineering knowledge is a must. Send resume, VHS demo of yourself, copies of drawings and project correspondence, schedules that you have prepared in the past. Send to: Ad Manager, P.O. Box 13868, Atlanta, GA 30324-0868.

## SERVICES



*Freeland Products, Inc.*  
Sewing the world with quality  
rebuilt tubes since 1940.

CALL TODAY FOR A FREE INFORMATION PACKET

75412 Highway 25 • Covington, LA 70433  
800-624-7626 • 504-893-1243  
Fax 504-892-7323

## BIG DOG COMMUNICATIONS

System Design and Integration

Installation • Troubleshooting

DIGITAL • VIDEO • RF • AUDIO

(209) 962-6254

P.O. Box 39, Groveland, CA 95321

**BROADCAST**  
engineering

9800 Metcalf, Overland Park, KS 66212

(913) 967-1732 Fax (913) 967-1735

Call Renée Hambleton for all your advertising needs

# Ad Index

	Page Number	Reader Service Number	Advertiser Hotline		Page Number	Reader Service Number	Advertiser Hotline
Abekas Video Systems	19	8	415-369-5111	ITS Corp	29	9	412-941-1500
Acrodyne Industries, Inc.	35	24	800-523-2596	Jampro Antennas, Inc.	54	54	916-383-1177
ADC Telecommunications	5	12	800-726-4266	JVC Professional Products Co.	3	4	800-JVC-5825
ADM Systems, Inc.	62	42	313-932-1993	Lamp Technology	79	73	516-567-1800
Belar Electronics Laboratory	70	62	215-687-5550	Leitch Incorporated	BC	3	800-231-9673
Belden Wire & Cable	77	52	800-235-3364	Logitek	36	25	713-782-4592
B&H Photo - Video	73,74-75	66,67	800-221-5662	Maxell Corp Of America	11	16	800-533-2836
Broadcast Video Systems Ltd.	68	51	905-764-1584	Midwest Audio/Video Exchange	79	71	708-251-0001
BTS Broadcast TV Systems	15	6	800-962-4BTS	MYAT	48	36	201-767-5380
Burle Industries	56	56	717-295-6123	O'Connor Engineering	40	29	714-979-3993
Canare Cable, Inc.	60	59	818-365-2446	Odetics, Inc.	IBC	2	800-243-2001
C-Cor Electronics	39	28	814-231-4438	Opamp Labs, Inc.	72	65	213-934-3566
Chyron Graphics	47	35	516-845-2041	Orban, Div. of AKG Acoustics	7	13	510-351-3500
Ciprico	41	30	612-551-4037	Ortel Corporation	65	46	818-293-1140
Clark Wire & Cable	64	44,45	800-CABLE-IT	Panasonic Broadcast & TV	17		800-524-0864
Clear-Com Intercom Systems	27	19	510-527-6666	Paralan	46	33	619-560-7266
Comark Communications, Inc.	31	10	215-822-0777	Quantel	51	38	203-656-3100
Conex Electro Systems	76	69	206-734-4323	Radiation Systems	76	68	708-298-9420
DB Elettronica Telecomunicazioni	33	23	049-870-0588	RE America, Inc.	32	11	216-871-7617
DGS Pro Audio	46	34	800-292-2834	Sierra Video Systems	63	43	916-478-1000
Dielectric	62	41	207-655-4555	Sira	38	27	295-742-605
Dynatech Video Group	IFC-1		801-575-8801	Sony Business & Professional	32 A-D		800-635-SONY
EEV, Inc.	57	57	800-DIAL-EEV	Studio Audio & Video Limited	9	15	353-648-888
Electro-Voice	72	64	616-695-6831	Switchcraft Inc/Div Raytheon	53	53	312-792-2700
Emcee Broadcast Products	61	40	717-443-9575	Telemetrics, Inc.	28	20	201-848-9818
Fujinon, Inc.	55	55	201-633-5600	Telex Communications, Inc.	66,67	48	800-554-0716
Garner Industries	78	72	800-228-0275	Thomcast	25	18	349-031-00
Gentner Communications	59	58	801-975-7200	Thomson Tubes Electroniques	21	17	201-812-9000
Grass Valley Group	45	32	800-343-1300	Larcan - TTC	49	37	303-665-8000
Harris Allied	13	5	800-622-0022	Utah Scientific/Dynatech Video Group	IFC-1	1	800-453-8782
Henry Engineering	68	50	818-355-3656	VizuAll	71	60	800-334-5083
Hewlett Packard	37	26	800-452-4844	The Winsted Corporation	70	61	612-944-8556
Horita	36	70	714-489-0240				
Ikegami Electronics, Inc.	43	31	201-368-9171				

### Advertising sales offices

#### NEW YORK, NEW YORK

*Gordon & Associate*  
Josh Gordon  
210 President Street  
Brooklyn, NY 11231  
Telephone: (718) 802-0488  
FAX: (718) 522-4751  
*Joanne Melton*  
888 7th Avenue, 38th Floor  
New York, NY 10106  
Telephone: (212) 332-0628  
FAX: (212) 332-0663

#### OXFORD, ENGLAND

*Richard Woolley*  
Intertec Publishing Corp.  
Unit 3, Farm Business Centre,  
Clifton Road, Deddington,  
Oxford OX15 4TP England  
Telephone: (0869) 38794  
FAX: (0869) 38040  
Telex: 837-469 BES G

#### AGOURA HILLS, CALIFORNIA

*Duane Hefner*  
5236 Colodny Ave., Suite 108  
Agoura Hills, CA 91301  
Telephone: (818) 707-6476  
FAX: (818) 707-2313

#### SANTA MONICA, CALIFORNIA

*MC Magazine Communications Marketing Corp.*  
*Jason Perlman*  
Telephone: (310) 458-9987  
FAX: (310) 393-2381  
*Deborah Kern*  
Phone: 310-458-8080  
FAX: 310-393-2381  
501 Santa Monica Blvd., Suite 401  
Santa Monica, CA 90401

#### CHICAGO, ILLINOIS

*Vyas Urbomas*  
55 East Jackson, Suite 1100  
Chicago, IL 60604  
Telephone: (312) 435-2361  
FAX: (312) 922-1408

#### TOKYO, JAPAN

*Orient Echo, Inc.*  
*Masuyoshi Yoshikawa*  
1101 Grand Maison  
Shimomiyabi-Cho 2-18  
Shinjuku-ku, Tokyo 162, Japan  
Telephone: (3) 3235-5961  
FAX: (3) 3235-5852  
Telex: J-33376 MYORIENT

#### CLASSIFIED ADVERTISING OVERLAND PARK, KANSAS

*Renée Hambleton*  
P.O. Box 12901  
Overland Park, KS 66282  
(913) 967-1732 FAX: (913) 967-1735



# DID YOU SAY ODETICS DISK SYSTEMS?

## The CacheMachine™ From Odetics. The Automated On-Air System for Today and Tomorrow.

You've heard lots of promises about play-to-air disk systems. But only Odetics, a world leader in on-air presentation, gives you the first real-world disk solution for today's television station. With a new system called the CacheMachine.

The CacheMachine overcomes the barriers to successful on-air play from disk — without forcing you to go backward in station automation. It allows you to play programs as well as commercials automatically and cost effectively. It provides support for multiple channels from a single system. You don't have to abandon your present technology or change your format. And you don't need a crystal ball to tell you which data compression format will become standard.

How is this possible? Because the Odetics CacheMachine uses a technique called *disk caching* to maintain your valuable commercials on archive tape in an uncompressed format for a fraction of the cost of archiving them on disk. Then the spots are automatically loaded into a disk recorder, which later plays them to air on one or two channels — with all the speed and flexibility that disk provides.

Experts agree the CacheMachine is today's only real-world disk automation solution. But there's not enough space here to tell you all its great benefits. One thing's for sure. You can't afford to make a decision or an assumption about on-air automation until you talk to Odetics.



Director of Sales  
Bill Keegan  
(714) 774-2200

Northeast  
Ray Baldock  
(201) 305-0549

Southeast  
Emerson Ray  
(813) 960-0853

**Odetics**  
**Broadcast**

West  
Chuck Martin  
(818) 999-9796


North Central  
Bill Boyd  
(612) 894-2121

South Central  
David Scally  
(404) 917-9506

© Odetics 1994 BD7654

Circle (2) on Reply Card

# HEDCO's 16X<sup>plus</sup> Series packs exceptional value in every box...



Whether for general purpose switching or wideband routing,  
the 16X<sup>plus</sup> Series packs in any combination of modules:

- plus* - 16 x 1 video with stereo audio in 1RU
- plus* - 16 x 1 component video with stereo audio in 2RU
- plus* - 16 x 1 RGBY in 2RU
- plus* - expandable to 64 x 1 video or stereo audio in 2RU
- plus* - a wide selection of local and remote panels

*If you need to switch . . . switch to HEDCO!*

Call toll free: 1-800-231-9673 U.S.A., 1-800-387-0233 Canada

**HEDCO**  
A DIVISION OF LEITCH

Leitch Incorporated/HEDCO, 920 Corporate Lane, Chesapeake, VA 23320, U.S.A. - Tel: (804) 548-2300 Fax: (804) 548-4088  
Leitch Video International Inc., 220 Duncan Mill Rd., #301, Don Mills, ON, Canada M3B 3J5 - Tel: (800) 387-0233 or (416) 445-9640 Fax: (416) 445-0595  
Leitch Europe Limited, 24 Campbell Court, Bramley, Basingstoke, Hants., U.K. RG26 5EG - Tel: (256) 880088 Fax: (256) 880428

Circle (3) on Reply Card

www.americanradiohistory.com