

BME

BROADCAST MANAGEMENT/ENGINEERING



TODAY'S TRANSMITTERS— Stable Enough For Unattended Operation.

it works both ways



Studio quality in the studio—studio quality on remote.

Collins compact and lightweight 212J-1 Production/Remote Console offers the broadcaster unequalled versatility. For example:

- Use the 212J-1 as a remote amplifier for live, on-the-spot coverage of news or sports events.
- With a microphone, turntable and tape deck, your 212J-1 becomes a studio production console.
- Combine two 212J-1 Consoles in parallel to provide added capabilities that formerly required costlier, more elaborate production systems.

The 212J-1 is completely solid-state. It offers four input channels for monophonic audio mixing, one output channel, monitor switch, cue mixing and speaker muting. Protective cover panels can be attached easily for transportability.


For the full story, contact your Collins representative, or write Broadcast Communications Division, Collins Radio Company, Dallas, Texas 75207.



COMMUNICATION / COMPUTATION / CONTROL

Circle 100 on Reader Service Card

COMPACT, SOLID-STATE waveform monitor from TEKTRONIX®



3/4 Actual Size

general purpose video signal monitor

The Tektronix Type 528 solid-state Waveform Monitor is ideally suited for monitoring waveforms from camera outputs, video system output lines, transmitter video input lines, closed-circuit TV systems and educational TV systems. This compact instrument requires only 5 1/4-inches vertical and 8 1/2-inches horizontal mounting space.

Either of two video inputs, selectable from the front panel, may be viewed on the 8 x 10-cm screen. The video signal being displayed is provided at a rear-panel connector for viewing on a picture monitor.

Calibrated, 1-volt and 4-volt full scale deflection factors provide convenient displays of typical video and sync signal levels. A variable control provides uncalibrated full scale deflection factors from 0.25 volts to 4.0 volts. FLAT, IRE, CHROMA, and DIFF GAIN vertical amplifier response positions permit rapid observation and measurement of waveform characteristics. A slow-acting DC Restorer maintains a constant back porch level despite changes in signal amplitude, APL or color burst and may be turned off when not needed.

Sweep modes are: 2 V SWEEP (two field), 2 V MAG SWEEP (expanded two field), 2 H SWEEP (two line) and 1 μ s/div SWEEP (calibrated sweep with accuracy within 3%). Internal or external sync is selectable. Provision is made for YRGB and RGB displays. Nominal 1-volt drive for picture monitor is provided on rear panel.

This lightweight waveform monitor converts to a portable unit for field service applications by simply adding an optional protective cabinet. An optional Rack Adapter permits side-by-side mounting of 2 Type 528's.

Your Tektronix Field Engineer will be happy to demonstrate this solid-state waveform monitor on your premises at your convenience. Please call him, or write: Tektronix, Inc., P.O. Box 500, Beaverton, Oregon 97005.

Type 528 Waveform Monitor	\$890
Type 528 Mod 147B (with protective cabinet for out-of-rack applications)	\$920
Rack Adapter for mounting 2 Type 528's side-by-side (016-0115-00)	\$ 85

U.S. Sales Prices FOB Beaverton, Oregon



Tektronix, Inc.
committed to progress in waveform measurement

Circle 101 on Reader Service Card



BROADCAST MANAGEMENT/ ENGINEERING

Editor:
JAMES A. LIPPKE

Managing Editor:
WALTER G. SALM

Associate Editor:
THOMAS R. HASKETT

Assistant Editor:
HILARY E. ABRAMSON

Art Director:
KAREN WEINSTEIN

Editorial Director:
GEORGE ROSTKY

Production Manager:
ARLINE G. JACOBS

Production Assistant:
DIANE K. ELEY

Circulation and Reader Service Manager:
RITA MARKEL

Research Manager:
IRENE CHERVIN

Marketing Director:
JACK LOW

President:
RALPH E. RICHARDSON

This month's cover: Today's transmitters are so stable that virtually unsupervised operation is not only possible, it goes on all the time. That guy snoozing away when he should be keeping the log is symptomatic of the uselessness of keeping full-time engineers at the transmitter site. And hovering overhead is the omniscient presence of the FCC, trying to enforce outmoded rules in this cover design by Art Sudduth. For more on today's transmitters, see pages 31-43.

- 6 **Broadcast Industry News**
- 14 **Focus on CATV**
- 17 **Interpreting FCC Rules & Regulations**
Financial Qualification Form Revisions
- 22 **Convention Log**
NAEB, 1969: More Color; More Social Responsibility
- 28 **Easy-Load VTRs Add to Market Muddle**
Tagged at \$300, these cassette VTRs from Japan may be the "real thing" for EVR's and SV's markets.
- 30 **CATV Bingo Gets Everybody Involved**
Highly effective as a cable promotion, Bingo gleans new subscribers and gets the local merchants involved.

SPECIAL SECTION: TODAY'S TRANSMITTERS

- 31 **The Straightforward A-m**
Today's a-m transmitters aren't radically different; they've just evolved into ultra-reliable systems.
 - 36 **Fm: A Cornucopia of Transmitters**
Now that fm has come of age, there are many transmitters and accessories to choose from.
 - 40 **TV Transmitters Go Solid-State**
New design features and parallel-redundant operation make today's transmitters the most sophisticated yet.
-
- 44 **New Talk Show Hits Problems Head-on**
Free public service show, "Suggested Solutions," is informative panel on sticky social problems.
 - 46 **Broadcast Equipment**
 - 52 **Crosstalk**
 - 59 **Names in the News**
 - 60 **New Literature**
 - 61 **FCC Actions**
 - 66 **Editorial**
Freedom Be Damned
 - 66 **Product Index**

Mactier Publishing Corp.
820 Second Ave., New York, N.Y. 10017, 212 661-0450

Also publishers of:
BROADCAST EQUIPMENT BUYERS GUIDE
EEE
ELECTRO-PROCUREMENT



BM/E, Broadcast Management/Engineering, is published monthly by Mactier Publishing Corp. All notices pertaining to undeliverable mail or subscriptions should be addressed to 820 Second Ave., New York, N.Y. 10017.

BM/E is circulated without charge to those responsible for station operation and for specifying and authorizing the purchase of equipment used in broadcast facilities. These facilities include a-m, fm, and TV broadcast stations; CATV systems; ETV stations, networks and studios; audio and video recording studios; consultants, etc. Subscription prices to others are: U.S., its possessions and Canada—\$10.00 one year, \$18.00 two years; elsewhere—\$15.00 one year, \$25.00 two years.


Copyright © 1970 by Mactier Publishing Corp., New York City. Controlled Circulation postage paid at Duluth, Minn.

Proof that DYNA-TUNE can cure many of your head-end headaches.



Now you can have high-fidelity off-the-air color from your head-end. Utilizing completely new filtering and signal-restoration concepts, the DYNA-TUNE provides superior adjacent-channel color performance in either microwave-fed or demod-mod systems. These important developments allow the DYNA-TUNE to actually improve the color signals in many critical areas over that produced by the broadcast RF transmission system.

You can also forget the problems inherent in outdated tube-type tuners . . . the DYNA-TUNE uses a field-effect front end and the latest in integrated circuits to provide performance and reliability previously unattainable in this type of equipment. A completely new approach to off-the-air color . . . for only \$1275 (fixed-tuned model \$1350).



COMPARATIVE TESTS

The unique color compensation function of the DYNA-TUNE is evident in waveforms 1 through 4. The test set-up for these waveforms consisted of an off-the-shelf DYNA-MOD modulator supplying a modulated 4.2-MHz multiburst signal to the DYNA-TUNE. Waveform 1 is the output of

the multiburst generator. Waveforms 2 through 4 are the demodulated outputs of the DYNA-TUNE with (2) proper compensation, (3) no compensation (note the inherent roll-off in the higher frequencies) and (4) overcompensation, such as might be desirable to compensate for remodulation. All waveform photographs were taken with the tuner oscillator set for maximum aural rejection.

Waveforms 5 through 7 show the results of a conventional CATV demodulator tuned for the best overall picture (note the roll-off in the color region). Waveform 6 was taken with the demodulator tuned for the best 4.2-MHz response (note overall distortion, including degradation of sync pedestal) and waveform 7 was taken with the demodulator tuned for best overall sync. Remodulation of this output would result in even further degradation.

Another significant indication of the superior overall frequency-response characteristics of the DYNA-TUNE can be seen in waveforms 8 through 10. In this test set-up, the multiburst signal was replaced with a 500-kHz square-wave. Waveform 8 was taken at the output of the DYNA-MOD/DYNA-TUNE combination and waveform 9



was taken at the output of a conventional CATV demodulator driven by the same DYNA-MOD. Waveform 10 is the squarewave source. (Note the overall improvement in ringing and overshoot in waveform 8.) No external envelope-delay correction equipment or filters were used when performing any of the above tests.



Mail the coupon today for complete information on this important product . . . better yet—place your order today for *fast* delivery.



DYNAIR Electronics, Inc.

6360 Federal Blvd., San Diego, Calif.
ZIP 92114 • Phone (714) 582-9211

Please send me complete information on the RX-4B DYNA-TUNE Demodulator.

Name _____

Title _____

Company _____

Address _____

City _____

State _____ Zip _____

Circle 102 on Reader Service Card

BROADCAST INDUSTRY NEWS

Senate, NAB fume over cigarettes

The future of cigarette advertising on television and radio, a question that looked six months ago like it might be worked out among the numerous private and government groups involved, now may be decided by Congress alone; for the Senate has passed a bill to outlaw cigarette advertising on TV and radio after January 1, 1971.

The Senate bill, a revised version of what the House passed last June 18, would prohibit the FTC from requiring health warnings in print advertising until July 1, 1971, and would require all cigarette packages to have a new label: "Warning: Cigarette smoking is dangerous to your health." The final version of the bill hadn't been worked out yet by the joint Senate-House conference committee at press time.

The Senate Commerce Committee led the way for the mid-December Senate floor vote on the issue when it passed 10-9 last November a bill that ignored the broadcast industry's early November offer to phase out cigarette ads by September 1, 1971, (two years earlier than its original offer) and the tobacco industry's offer to withdraw broadcast advertising voluntarily by September 1, 1970, if it were granted antitrust immunity.

Aimed more at the pending FTC regulation which would require mandatory health warning in cigarette advertising than at the FCC proposal to bar cigarette advertising from the air, the House bill called for a six-year prohibition of any mandatory health warning. It would have changed the present label law, "Caution: Cigarette smoking may be hazardous to your health," to read: "Warning: The Surgeon General has determined that cigarette smoking is dangerous to your health and may cause lung cancer and other diseases." (See *BM/E*, July, 1969, p. 11.)

Soon after the House proposal, the NAB Boards agreed on a plan

for cutting out cigarette advertising over a four-year period—by September 1, 1973. But it was soon scooped by the cigarette manufacturers' offer to cancel broadcast cigarette advertising by next September if Congress would exempt an agreement to do so from anti-trust laws. (See *BM/E*, August, 1969, p. 6.)

Upon studying the original Senate bill, the NAB executive committee passed a resolution that opposed the bill as "discriminatory, inadvisable and unnecessary" and urged Congress to allow broadcasters to regulate themselves by removing broadcast cigarette advertising voluntarily by next September.

KEMO-TV becomes western power

With its recent installation of new transmitter and antenna equipment, KEMO-TV, San Francisco, has an effective radiated power of 5MW and is the highest powered TV station in the west.

Owned by U.S. Communications Corporation, KEMO-TV has a General Electric 110 kW transmitter (TT-62 A/B), the first in service anywhere, coupled with an RCA antenna (TFU-30JDAS). The antenna is directionalized, pointing the signals to the north, east and south.

The other 5MW station in the U.S., WCCB-TV, Charlotte, uses a 100 kW transmitter with a higher antenna gain factor.

FCC clears up rule on educational fms

In response to a request by WBAI-FM, Inc., licensee of fm station WBAI, New York City, a non-commercial educational station operating on an unreserved or "commercial" channel, the FCC has ruled that such stations are subject to educational fm rules except for allocations and assign-

ments and equipment performance measurement requirements.

As of September 30, there were

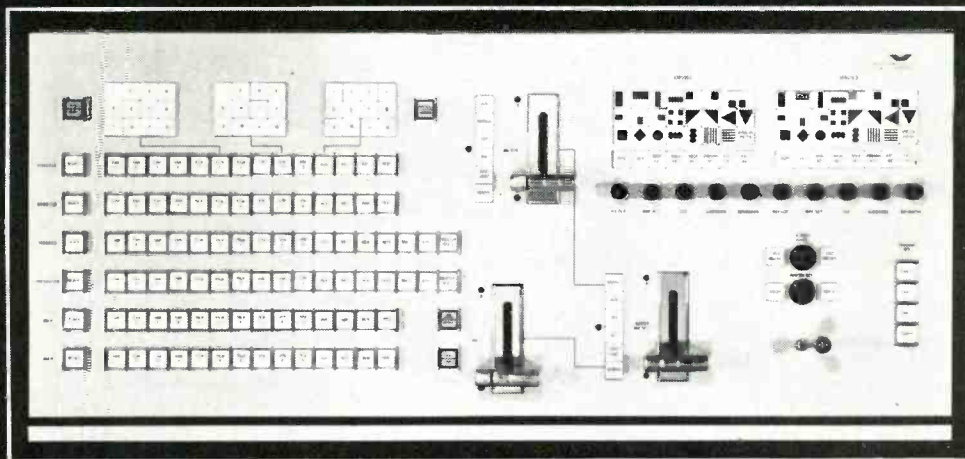
BEST takes its fight to NAB doorstep



On last December 1, while Senator John O. Pastore (D-R.I.) was refuting a black protest group's charge that the bill he introduced on license renewal, S.2004, is "a racist bill," some members of that organization called BEST—Black Efforts for Soul in Television (see *BM/E*, November, 1969, pp. 8, 11)—were picketing NAB code board offices in New York City and in Washington, D.C. During New York's first snowfall of the winter, New York BEST chapter chairman, independent TV and radio producer Emile Jones (above), passed out BEST's position paper along with two young women in front of the NAB's Madison Avenue office building. The paper referred to the "built-in racism in the television industry," and said that "black people have not been and are not today involved in the decision making apparatus of the broadcasting industry." The BEST position paper called the Pastore Bill "another Congressional charade that attempts to keep the industry safely in the grips of monopolistic and politically selfish white owners." Jones said that the New York picketers had been stood up by the networks, WPIX, WOR-TV and the Associated Press, and he accused them of what they had accused Vice President Agnew. "I didn't expect them to come, because I'm talking about them," said Jones. The networks said they knew nothing about it.



the better way in video switching and effects systems **is Vital**



FIRST VIDEO SWITCHER TO USE DIGITAL COMPUTER TECHNIQUES

The Vital VIX-108 vertical interval switching system uses the latest state of the art electronics and is production-oriented in design. All electronic components such as effects, mixers, delays, proc. amps., etc. are designed and manufactured by Vital Industries, Inc. for total system responsibility. We custom-build a switching system to reflect your station's personality rather than govern your production expressions by the limitation of the equipment.

FEATURES:

- Extensive use of integrated circuits with solid state cross points for long term stable performance.
- Unique electronic packaging uses minimum coax interconnections for any size system. Typical system cross-talk 60 DB down at 3.58 MHz.
- Production oriented design with automatic sync and clamping on all inputs for bounce-free switching of video with varying luminance levels.
- True composite additive/non-additive mixer with automatic inhibit of non-synchronous dissolves.
- Fade network color to network black burst with automatic inhibit.

- Fade to monochrome, maintain color burst or choose to drop color burst. Only one reshaped burst and constant level sync during all dissolves.
- Custom built production or routing switching with the latest state of the art accessories designed as an integrated system are all furnished by Vital Industries, Inc.

OTHER VITAL PRODUCTS:

- VSE-2000 Special Effects
- VI-750 — VI-1000 Video Proc. Amp. with automated features.
- VI-500 Stab. Amp. with AGC.
- VSG-100 Digital Sync. Generator.
- Video and pulse distribution equipment.

GOOD ENGINEERING IS VITAL

Call or write for systems engineering ideas and services



VITAL INDUSTRIES, INC.

MAIN OFFICE: 3614 S. W. Archer Road
Gainesville, Fla. 32601 904-378-1581

3620 Ridgewood Rd., N. W.
Atlanta, Ga. 30327 404-233-9459

2644 N. Seventh Street
Terre Haute, Ind. 47804 812-466-3212

210 Elder Fields Rd.
Manhasset L. I., N. Y. 11030 516-627-0351

Circle 103 on Reader Service Card

2053 commercial fm stations and 385 educational fm stations on the air. Although Commission rules say that educational fm stations operate on certain reserved or "non-commercial" channels, 18 educational fm stations including WBAI operate on "commercial" channels.

The FCC said it wasn't applying the requirement, however, to 10-W educational fm stations because they are designed to be very inexpensive operations and "in view of the low power involved, it appears that continuing exemption from this requirement should be granted for them."

Interconnections abound in 1969

It looks like 1969 was the year for interconnections. For not only did the FCC then authorize a microwave network and encourage CATV interconnection; but towards the end of the year, it permitted the establishment of both a temporary and permanent college radio network and made way for an educational television network.

The Intercollegiate News Network was formed on a temporary basis last November by American University's WAMU(AM) and Georgetown University's WGTB-FM to feed coverage of the second Vietnam moratorium in Washington, D.C., to 150 college campuses. WAMU's fm sister originated its own programming through the a-m feed for Eastern Educational Radio Network, of which WAMU(AM) is a member.

A more permanent counterpart of this alliance is an "all-night radio network." Proposed by WFIB(AM), run by students at the Conservatory of Music of the University of Cincinnati, the campus network was okayed initially by the Commission to operate daily from 12 midnight to 8 a.m. during school terms, transmitting its programming via AT&T lines to about 60 other eastern and central college radio stations.

At the request of the Corporation for Public Broadcasting, the FCC ruled on interconnection rates for educational broadcasting in early November. While saying that public interest requires that free or reduced rate interconnection services be provided for public broadcasting, the Commission also said that any provision for interconnection that permits preemption or a lower priority for public broadcasting is contrary to the requirement that interconnection be comparable

"in all material respects" with service furnished commercial users.

Following the Commission ruling, the CPB established the Public Broadcasting Service to manage programming time on existing TV interconnection. While discussing this at the NAB Convention in November, educational broadcasters assured at least one interconnection for 1970—educational radio networking.

Happy birthday to you, you, you and you

It's been 50 years since broadcasting began as wireless telephony, and for its year-long anniversary celebration, the NAB has had a special logotype designed. Unlike memorabilia that bear the inscription of the historic date or name, this has none. It can't, because at least four radio stations claim distinction as the first to broadcast on a regular schedule.

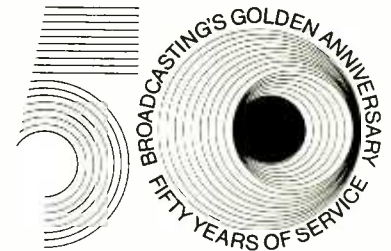
Vying for the title are: KQV and KDKA, Pittsburgh; CFCF, Montreal; and WWJ, Detroit. KDKA sets the date as November 2, 1920—four years after it started operating experimentally and the night it announced election results of the Harding-Cox contest. KQV is said to have begun operation in 1919.

Known then as XWA, CFCF places its inception as the fall of 1918 when test experiments were carried out from the Marconi Wireless Telegraph Company factory building, and records regular programs as starting December, 1919. WWJ says it started on a regular basis from August 31, 1920. Perhaps in a class by itself is KCBS, San Francisco, which claims it was just first on the air, as KGW, San Jose, on April 3, 1909.

CFCF has found a supporter in E. A. Weir, who wrote in *The Struggle for National Broadcasting in Canada* that "there seems no doubt that both stations [KDKA and WWJ] were antedated by XWA . . . Indeed, it would appear that CFCF is the oldest regularly operated broadcasting station in the world." During its celebration at the end of 1969, the station publicized itself as "the first radio station anywhere to reach a half-century of uninterrupted service in a single broadcast market."

Regardless of which claim is correct, station records probably concur on early programming composed of weather reports and

phonograph records played on a wind-up Victrola. XWA, "merely a box of wireless telegraph equipment in the corner of the factory building," aired a small Swiss music box as one of its first musical sounds. By 1923, the station had tried remote broadcasting—it programmed the yacht races from Lake St. Louis via a portable, hand-cranked transmitter. Sound familiar?



For anyone interested in celebrating with the NAB's 50th Anniversary design, reproduction proofs and matrixes are available without charge from: Public Relations Service, National Association of Broadcasters, 1771 N St., N.W., Washington, D.C. 20036. Ask for Lewis Roberts' metallic gold, W-28249.

Europe, Africa could get satellite system

Communications and electronics firms representing Britain, Sweden, Italy, France, the Netherlands and West Germany, have formed a consortium to create a domestic satellite communications system for Europe and Africa.

Called Communications European Satellite Team (Comest), the group has already placed a bid with the European space agency that requests operation by the European Broadcasting Union, which operates the Eurovision TV and radio network. The proposed system would provide two color television programs and 10 sound channels between a satellite and ground terminals in Europe and Africa.

Kaiser moves into fm

In late October, Kaiser Broadcasting heralded its fm expansion by announcing an fm stations' division. Kaiser Broadcasting has been operating six television stations, one a-m and two fm radio stations.

To be headed by WJIB General Manager Peter C. Taylor, the new



Varian klystrons hold back the cost of doing business.

You might say that UHF TV klystrons from Varian cost about a buck an hour. Although Varian warrants its UHF TV klystrons for 5,000 hours video, their average operating life is 8-9,000 hours . . . at an average cost of about \$9,000 per tube. If that's not a bargain, think of the UHF stations that get 20,000 hours per tube, or the one in Texas that's logged over 30,000 operating hours on one tube.

It's a fact that since the first commercial UHF TV station went on the air back in the '50's, Varian has more than doubled the operating life of UHF TV klystrons.

And the price hasn't changed much since then. No wonder over 90% of the stations use Varian tubes.

You can get all the figures on Varian klystrons from any one of the more than 30 Electron Tube and Device Group Sales Offices around the world.

Or write the Palo Alto Tube Division,
611 Hansen Way, Palo Alto,
California 94303.



varian
palo alto tube division

The
**NEWEST
 MEMBER**
 OF



ELECTRONICS



REK-O-KUT

**REK-O-KUT
 COMPANY, INC.**

1568 NORTH SIERRA VISTA, FRESNO,
 CALIFORNIA 93703 • Phone: 209 251-4213
 A Subsidiary of CCA

CCA ELECTRONICS CORP.
 716 JERSEY AVENUE, GLOUCESTER CITY,
 NEW JERSEY 08030 • Phone: 609 456-1716

Circle 105 on Reader Service Card

division was spurred by the success of Kaiser's two fm stations—KFOG, San Francisco, and WJIB, Boston; KFOG is usually among the top 10 radio stations and is said to be the top Frisco fm-er. WJIB ranks among the top five Boston radio stations and is said to be the top Boston fm-er. Both are programmed 24 hours a day with "adult-album music," minimal talk and commercial interruption; commercials are held to a maximum of six minutes an hour.

"Kaiser has approached fm not as special or distinct from a-m, but simply as radio," said Taylor. "We will adhere to this approach in the development of fm stations in new markets."

NBC Radio loses, gains Philly affiliate

In October, NBC Radio broke even on affiliation in Philadelphia—WPEN(AM) disaffiliated and WFLN-AM-FM took its place.

Independent stations WFLN-AM-FM affiliated with NBC Radio on October 1. Owned by Franklin Broadcasting Company, WFLN(AM) operates on 900 kHz with 1 kW days; WFLN-FM operates on 95.7 MHz with 50 kW.

Upon canceling its NBC contract, WPEN(AM) affiliated with ABC's American Entertainment Network. Licensed by William Penn Broadcasting Company, it operates on 950 MHz with 5 kW.

Black Audio Network takes over Soul News

With the late October acquisition of Washington, D.C. facilities of the Soul News Network, the Black Audio Network (see *BM/E*, July, 1969, p. 11) now has the largest world-wide news gathering staff of any black news service.

MCI goes west

MCI Pacific Coast Inc., the newest system in a projected microwave network that proposes to lease customized channels on a common carrier basis, has announced its application to the FCC for permission to provide service between San Diego and Seattle.

The west coast system would use 54 microwave radio towers to link major coastal industry areas, including San Diego, metropolitan

Los Angeles and San Francisco, the San Joaquin Valley and Sacramento, up through Salem and Portland, Oregon, to Tacoma and Seattle-Everett, Washington. Initial cost of the microwave system was reported as \$6 million.

Ability to interconnect with MCI-type common carriers presently under FCC consideration is central to the new system. The west coast company would join with the MCI-proposed New York-to-Chicago hookup, also coordinated through Microwave Communications of America, Inc., a national service organization based in Washington, D.C. (See *BM/E*, November, 1969, pp. 6-8.)

Want a contest? try graffiti

A highly successful audience-involvement contest run by San Francisco fm-er K101 (K-101) invited listeners to send in original (or at least not widely circulated) graffiti. Since most graffiti originate on the walls of rest rooms, many would not be readable on the air as such. Contest winners were both readable and inspiring. Here are a few culled from K-101's "Top-40" list:

"Hippiness is a warm poppy."

"Unzipped mail is immoral."

"Julia Child eats TV Dinners."

"Lester Maddox: 'There's a black agitator in your washing machine.'"

"Draft graduate students—care enough to send the very best."

"J. Edgar Hoover sleeps with a night light."

"Socrates drank himself to death."

"Cinderella's prince had a foot fetish."

"If you have excess acid, throw a party."

"Wilt Chamberlain wears elevator shoes."

"Pythagoras knows all the angles."

"Chinese fishermen are junkies."

"Mummies are Egyptians who were pressed for time."

"Seismologists are fault-finders."

"The Pope is a pill pooper."

The station's promotion director, Terry Smith says that more than 6000 individual entries were received. Every week, 20 winners were each awarded two bottles of champagne; the best entry of each week received a cash prize of \$101.00. Visit any good rest rooms lately?

Attention TV Stations:


We've got news for you!

FILMLINE'S professional color film processors now available for TV NEWS


The FILMLINE Models FE-30 and FE-50 are exciting new color film processors designed specifically for use in television station news departments. The design is backed by Filmline's reputation as the world's leading manufacturer of professional film processors for the commercial motion picture laboratory industry.

Now for the first time the television industry can enjoy the benefits of professional caliber equipment incorporating exclusive FILMLINE features that have paced the state-of-the-art in commercial laboratories, at a cost lower than processors offering less.

After you check these exclusive Filmline features you'll want to install a Filmline processor in your news department NOW!



MODEL FE-50:
16 mm Color Processor
for Ektachrome Film. Speed
50 FPM.
\$22,500



MODEL FE-30:
16mm Color Processor for
Ektachrome film. Speed 30
FPM.
\$16,400

● "FILMLINE OVERDRIVE FILM TRANSPORT SYSTEM"

This marvel of engineering completely eliminates film breakage, pulled perforations, scratches and operator error. The film can be deliberately stalled in the machine without film breakage or significant change of film footage in solutions. The heart of any film processor is the drive system. No other film drive system such as sprocket drive, bottom drive or simple clutch drives with floating lower assemblies can give you the performance capability of the unique Filmline Overdrive Film Transport System.

● "TORQUE MOTOR TAKE-UP" gives you constant film take-up and does not impose any stress or strain on the film itself. Completely independent of the film transport system. This FILMLINE feature is usually found in professional commercial processors but is incorporated on the FE-30 and

FE-50 models as standard equipment. Don't settle for less!

● "TEMP-GUARD" positive temperature control system. Completely transistorized circuitry insures temperature control to well within processing tolerances. Temp-Guard controls temperatures accurately and without the problems of other systems of lesser sophistication.

● "TURBO-FLOW" impingement dryer. Shortens dry-to-dry time, improves film results, and carefully controls humidity content of your valuable (and sometimes rare) originals. Immediate projection capability is assured because the film dries flat without the usual curl associated with other film processors.

● "ZERO DOWN TIME" The reputation of any film processor is only as good as its reliability. The

combination of the exclusive and special added Filmline features guarantees trouble-free operation with absolute minimum down-time and without continual operator adjustments. Recapture your original investment in 2 years on maintenance savings alone. Filmline's "Push the button and walk-away processing" allows inexperienced operators to turn out highest quality film.

● "MATERIALS, CONSTRUCTION AND DESIGN" All Filmline machines are constructed entirely of metal and tanks are type 316 stainless steel, heliarc welded to government specifications. The finest components available are used and rigid quality control standards are maintained. Compare Filmline features to other processors costing more money. Feature-by-feature, a careful evaluation will convince you that Filmline offers you more for your investment.

Additional Features included in price of machine (Not as extras).

Magazine load, daylight operation ■ Feed-in time delay elevator (completely accessible) ■ Take-up time delay elevator (completely accessible) ■ Red brass bleach tank, shafts, etc. Prehardener solution filter ■ Precision Filmline Venturi air squeegee prior to drybox entry ■ Air vent on prehardener ■ Solid state variable speed D.C. drive main motor ■ Bottom drains and valves on all tanks ■ Extended development time up to two additional camera stops at 50 FPM ■ Pump recirculation of all eight solutions thru spray bars ■ Temperature is sensed in the recirculation line ■ All solutions temperature controlled, no chilled water required ■ Built-in air compressor ■ Captive bottom assemblies assure you constant footage in each solution ■ Change over from standard developing to extended developing can be accomplished in a matter of seconds ■ Impingement dryer allows shorter put through time.

Partial listing of Filmline Color Installations:—NBC- New York, NBC- Washington, NBC- Cleveland, NBC- Chicago, CBS & ABC Networks, Eastman Kodak, Rochester.

Laboratories: De Luxe Labs, General Film Labs (Hollywood), Pathe-Labs, Precision Labs, Mecca Labs, Color Service Co., Capital Film Labs, Byron Film Labs, MGM, Movie Lab, Lab-TV, Technical Film Labs, Telecolor Film Labs, Guffanti Film Labs, A-One Labs, All-service Labs, NASA Cape Kennedy, Ford Motion Picture Labs.

TV Stations: WAPI-TV, KTVI-TV, WXYZ-TV, WTPA-TV, WBTV-TV, WEAT-TV, WMAL-TV, WSYR-TV, WDSU-TV, WVUE-TV, WJXT-TV, WTOP-TV, WAVY-TV, KTAR-TV, WTVR-TV, WFBC-TV, WMAR-TV, WCKT-TV, WAVE-TV, WCPO-TV, WAPA-TV, WCIV-TV, WJIM-TV, WWL-TV, KYW-TV, KETV-TV, WNBQ-TV, KSLA-TV, WSAZ-TV, WHP-TV, WHCT-TV, WTOV-TV.



Send for Literature.

BMJ-70

Time & Lease


Plans Available.

"When you buy quality Filmline Costs Less"

All prices F.O.B.
MILFORD, CONN.

Circle 106 on Reader Service Card

Circle 107 on Reader Service Card →




Look what WGEM-TV says about their new Gates 35 kW VHF TV transmitter

“To replace our 16-year-old equipment, we looked for a transmitter with superior color performance, solid state design, built-in reliability, and one which would be backed by a company with a solid reputation for service. “Our new Gates transmitter not only met these four points, but as a bonus we obtained a 35 kW transmitter that was easy to install and took up less space than our old DuMont 5 kW driver. This enabled us to keep our former main transmitter right in place as an auxiliary.”

Jim Martens
Chief Engineer

“We feel like real pacesetters placing on the air America’s very first IF MODULATION TV transmitter. “We switched over to our new Gates transmitter on Sunday, October 5, and immediately there was a noticeable improvement in color. “It is a great feeling to know that WGEM-TV is in a leadership position transmitting one of the finest color signals in the whole U.S.A.”

Joe Bonansinga
Vice President-
General Manager
WGEM-TV, Quincy,
Illinois



GATES

A DIVISION OF HARRIS-INTERTYPE
123 Hampshire St., Quincy, Ill. 62301

TOMORROW'S



PEDESTAL TODAY

UP OR DOWN This TVP P10 is tops among Made-in-U.S.A. pedestals.

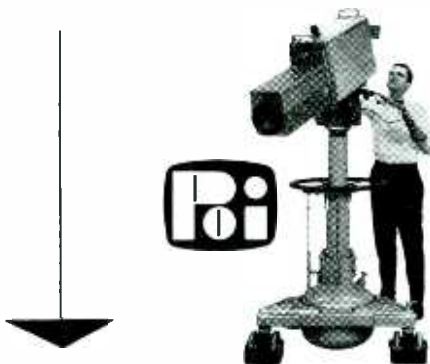
The P10 HI-LO pedestal has all the features and versatility production men want—it gives them all the speed and maneuverability they need for those hard-to-get effects.

The lightweight construction (only 365 lbs.) with counter-balanced action and 8-inch diameter twin wheels permit fast, smooth sidewise or forward tracking while simultaneously raising or lowering camera.

Maintenance is easy, requiring no special skills. Simple sealed system—no high pressure pipe network—no “wearing” sleeve bearings—no valves to leak.

Power assistance for elevation, or for remote control of elevation is provided for in its design.

Investigate “Tomorrow’s Pedestal” TODAY! Immediate Shipment.



Ask for Bulletin P10 for complete details and prices

POWER-OPTICS, INC.

P.O. BOX 266, FAIRVIEW VILLAGE, PA. 19409
(215) 272-5300 • Telex—846411

Western inquiries contact:
Television Products, Inc. (213) 678-2388

001

Circle 104 on Reader Service Card

FOCUS ON CATV

AT&T eases up on CATV

According to a letter sent in late October from AT&T Vice President D. E. Emerson to the FCC, the days of only one CATV system per utility pole are numbered.

AT&T Proposal

Besides providing for the attachment of “any communications system” to Bell-controlled utility poles and space for any lawful communications system lines in underground telephone conduits where it can “reasonably” be made available, AT&T would permit any CATV system to use transmission facilities for all types of service, irregardless of the cable system’s method of attachment—its own lines or telephone channel service.

Although the Bell companies think their former policies were reasonable, wrote Emerson, “evolving circumstances have indicated that certain modifications may be appropriate.”

FCC Response

In a letter to Emerson in late November, FCC Common Carrier Bureau Chief Bernard Strassburg wrote: “Inasmuch as this revised policy appears to contemplate public offerings on a nondiscriminatory basis, it presents the question as to whether such offerings constitute . . . any offering of interstate common carrier communications within the meaning of the Communications Act of 1934 for which tariffs are required to be filed with this Commission. If it should be the position of the Bell System that the provision of such facilities or services do not constitute . . . interstate common carrier communications . . . a further question is raised as to whether the provision of such facilities or services is or would be inconsistent with the requirements of the Western Electric Consent Decree, 13 RR 2143, Paragraph V. Accordingly, it is requested that you submit a memorandum of law within 30 days from the date of this letter . . .” At press time, AT&T hadn’t sent a second letter to the Commission.

The AT&T letter didn’t say whether the “modifications” it felt necessary had anything to do with a Supreme Court ruling that same

day to uphold the Commission’s 1968 order requiring telephone companies to apply for a certificate of public convenience and necessity before building facilities for CATV systems. The U.S. Court of Appeals for the District of Columbia had previously upheld the FCC in saying that state jurisdiction over such matters would fragment CATV regulations. Thirty-five affiliates of AT&T, General Telephone & Electronics Corporation, United Utilities Inc. and the National Association of Regulatory Utility Commissioners, had appealed the order in arguing that the federal government lacked regulatory authority because the service was intrastate.

NCTA’s new president

Donald V. Taverner, 50-year-old former ETV executive, was scheduled to succeed Frederick W. Ford as NCTA president on January 1. President and board member of WQED and WQEX, Pittsburgh, since 1963, Taverner led Metro-



Donald V. Taverner

politan Pittsburgh Educational Television in winning awards sought by both commercial and educational television. Under his leadership, MPET’s budget tripled from \$600,000 to \$2 million, staff grew from 60 to 145 and studio-office expanded into a \$5.5 million complex built almost entirely through private funding.

Chairman of the CATV committee of the NAEB from 1966 to 1968, Taverner is chairman of the board of the Eastern Educational Television Network and a member of Sigma Delta Chi.

FCC gives CATV some air


In early November, the Commission authorized both the use of Community Antenna Relay Sys-

Continued on page 56


all solid state TELEVISION MICROWAVE RELAY LINKS for high quality color and monochrome TV systems

Use as rack mounted STL
or Remote TV Pick-up
or for Intercity Relay

- Meets EIA, CCIR,
and FCC standards
- Available in all
FCC authorized bands
- High fidelity color



TRANSMITTER




RECEIVER

- Ferrite isolator
- All Solid State RF Module
- Key lock switch
- Removable power supply module
- Plug in pre/de-emphasis
- Plug in printed cards
- Optional audio subcarriers

RHG, a leading supplier of military TV relay links, now offers Series MRS to the broadcast industry. Transmitters and receivers, with advanced field proven designs provide solid state reliability, no warmup, and low power drain.

To improve your color transmission quality and to insure trouble free operation specify RHG equipment fully described in Bulletin 69C. Call for "no obligation" demonstration.




RHG

RHG ELECTRONICS LABORATORY, INC.

94 MILBAR BOULEVARD
FARMINGDALE, LONG ISLAND
NEW YORK 11735 (516) 694-3100

Circle 108 on Reader Service Card

see it as it is



and know it will stay that way! When you use Ball Brothers Research Corporation's new TCB-14R color broadcast monitor, you know your color is true — that what you're seeing, your viewers (and your exacting program sponsors) are seeing, too.

Rare earth phosphors used in the 14-inch CRT display provide you with the truest colors possible today in a color monitor. Reds are really red — and flesh tones look like live flesh — not like muddy brown pancake make-up.


And once you have made your critical alignments — such as balancing separate color cameras — the highly stable TCB-14R monitor locks on without drift, so you know any change in color is the result of misaligned signals from other equipment — and not the

result of instability in your color monitor!

The TCB-14R monitor is a unit only 10½ by 19 by 18 inches that fits in your studio console in the space you used for your black and white monitor — or in a small amount of space in your mobile units. In either location, all-solid-state circuitry gives you maintenance-free reliability, day-in and day-out.

As an added feature, frequently-used controls are on the front panel — which pulls out to expose the critical controls used in initial set-up and adjustment.

Get the same highly stable performance from your monitor you expect from your cameras. Get the Ball Brothers TCB-14R. For full specifications, write to Ball Brothers Research Corporation, Boulder, Colorado 80302.



BALL BROTHERS RESEARCH CORPORATION, BOULDER, COLORADO 80302
SUBSIDIARY OF BALL CORPORATION

BB9/1

INTERPRETING THE FCC RULES & REGULATIONS

Financial Qualification Form Revisions

The Commission has revised the Financial Qualifications Section (Section III) which must be submitted as part of FCC Forms 301 (application for new station or change in existing station), 314 (transfer application) and 315 (assignment application.)¹ Effective since October 15, 1969, the Commission no longer accepts applications accompanied by the old Section III Form (see *BM/E*, August, 1967, pp. 14-18). *Applicants should therefore destroy all old forms and secure new FCC Forms 301, 314 and 315.*

Ultravision Revisited

Revised Section III is the Commission's latest attempt to ascertain an applicant's financial ability to operate a broadcast facility in the public interest.

During the 1930's and 1940's the Commission merely required applicants to meet costs of construction and expenses for operation of the station over "a reasonable extended period of time."² With the phenomenal growth of TV and fm in the 1950's, the Commission found it necessary to make the reasonable period of time more explicit by changing it to *the first three months' cost of operation.*³ Then, as fm went stereophonic and the all-channel TV receiver legislation insured uhf reception on all new television sets, the Commission extended the period for meeting costs.

The famous decision in *Ultravision*⁴ and subsequent actions by the Commission⁵ established strict financial standards requiring new-station applicants (whether a-m, fm, vhf or uhf) to demonstrate "their financial ability to operate for a period of one year after construction of the station."⁶ This strict standard, however, confused applicants and increased the already burdensome

administrative workload. Many applicants unfamiliar with the *Ultravision* standard, or unable to meet it, had their applications delayed in the administrative process as the Commission was forced to write and rewrite applicants for additional financial information. The Commission therefore revised Section III to break the log jam. The new form was adopted February 26, 1969, subject to approval by the Bureau of the Budget. This approval was granted by the Bureau, and *the revised Section III is now effective.*

Section III Revisions

The most dramatic change in the three-page Section III revision is the striking "tabular format." The form has taken on the salient features of a regular balance sheet, requiring explicit and specific information about all items of construction costs, all possible sources of funds, as well as means and methods of financing the station.

The Commission believes that the new form (when properly executed) will *quickly tell the applicants whether or not they are financially qualified.*⁷ This, the Commission hopes, should reduce the number of Commission requests for additional financial information from applicants.

Specific Item Analysis

On page one of revised Section III, *separate* cost figures must be entered for each of the following: *Transmitter, antenna system, rf generating equipment, monitoring and test equipment, program originating equipment, land cost, building cost, legal fees, engineering fees, installation costs and other costs.*

Obviously, the revised form requires applicants to break down construction costs carefully. No longer may "lump-sum" amounts be entered under "miscellaneous costs." The *basis of estimates* (as entered in the appropriate portions de-

1. Rpt. No. 8472, September 18, 1969.

2. *Radio Enterprises, Inc.*, 7 FCC 169 (1939).

3. *Sanford A. Schafitz*, 24 FCC 363; 14 RR 582 (1958).

4. *Ultravision Broadcasting Co.*, 5 RR2d 343 (1965).

5. *Clarification of Applicability of new Financial Qualifications Standard Concerning Broadcast Applications*, FCC 65-659 (July 7, 1965).

6. *Id.*

7. *Id.*, at Fn. 1.

Telex writes new specs on sensitivity and ruggedness in headphones.



the Communicator Series

HIGH SENSITIVITY AND LOW OPERATING POWER. The new Communicator Series of headphones is designed around a dramatic new driver unit that requires only absolute minimal operating power. This added efficiency allows for a substantial increase in sensitivity without any increase in distortion, making the Communicator Series the most sensitive and versatile headphones available today.

RUGGED. CONSISTENT PERFORMANCE. Unlike the soft aluminum or paper cones in most of today's headphones, the Communicator's rugged new cone is made of special material that will provide peak performance without being affected by temperature or humidity. This means that you get consistent, high quality performance, day in and day out, under the most demanding communications conditions.

For more information on Telex's new Communicator headphones, contact your nearest Telex dealer or write.

PRODUCTS OF SOUND RESEARCH

TELEX®

COMMUNICATIONS DIVISION
9600 Aldrich Avenue South
Minneapolis, Minnesota 55420



Circle 110 on Reader Service Card

scribed above) must be sufficiently explained in *exhibit form*. New station applicants must also submit an exhibit showing *the complete itemization of cost of operation for the first year, including cost of proposed programming*.

Proposed Financing

Comparing the new and old Section III, applicants will readily see that much more complete information is now required as to *proposed financing*. The new provisions request not only available capital and loan information, but also specific details on deferred credit from equipment suppliers. The applicant must answer a series of direct questions about the specific amount of *down payment, first-year payments to principal and first-year interest*.

As in the past, applicants must submit exhibits setting forth the names of those individuals who will (or have) furnish funds for the operation and/or construction of the station.

Moreover, to get succinct information as to assets, the Commission now asks applicants to identify specific securities held, *the market or exchange on which they are traded, and their current market value*.

Accounts receivable may be treated as liquid assets; provided that such accounts have been aged and *certified collectable* within 90 days by a Certified Public Accountant. *However, only three-fourths of these certified-collectable accounts receivable may be treated as liquid assets*.

Conclusion

The Commission's new Section III is the latest refinement of the *Ultravision* doctrine and clarification of applicant financial requirements. Applications may now be granted without the delay caused by searching questions from the Commission. By properly executing the new section, an applicant should be able to avoid having a financial issue designated against his application if it is designated for hearing. Careful preparation should minimize many of the problems inherent in filing an application before a regulatory agency, as well as make the Commission's task of ascertaining financial qualifications relatively simple.

As in the past, the applicant must show that adequate funds are available to construct and operate the facility for *one full year without income*. If the applicant intends to rely on *projected revenues*, he must still provide accurate estimates and demonstrate the soundness of the figures submitted. All applicants (or potential applicants) for (1) a new station, (2) a change in existing station (especially where contemplated expenditures will exceed \$5000) or (3) transfer or assignment, should familiarize themselves with the new Commission revisions relating to financial qualifications. The revised Section III (and FCC forms incorporating it) is now available from the FCC's Forms Distribution Office, Room B-10, 1919 M Street, N.W., Washington, D.C. 20554, or from your counsel.

BM/E

This section, providing broad interpretation of FCC rules and policies, does not substitute for competent legal counsel. Legal advice on any given problem is predicated on the particular facts of each case. Therefore, when specific problems arise, you would be well advised to consult your own legal counsel.

Circle 112 on Reader Service Card →

METROTECH PROFESSIONAL RECORDERS

The new 500-A Series reflects the concept that good design results in functional simplicity. This, combined with heavy duty construction and careful workmanship, has made these new recorders outstanding performers — assures you of dependable, trouble-free operation and long life.

Metrotech Recorders, Reproducers and Loggers — in networks and major stations everywhere.

Write for complete information.



Metrotech


370 National Avenue
Mountain View, California 94040
A Division Of Dictaphone

YOU CAN'T BEAT THE SYSTEM.

Our system.


TeleMation supplies broadcast-quality systems to the educational television field. Across the country, universities, colleges, public and private schools are using TeleMation closed-circuit and broadcast production and distribution systems. We've equipped mobile studios for special remote projects and have supplied multi-media equipment including dial access systems.

We do more than make sophisticated television equipment. TeleMation is the Total System Supplier.



TMC-2100

The heart of our system is the TMC-2100 Camera. You can go anywhere from there. The basic camera operates as a self-contained unit, or it can be incorporated into multi-camera systems. With TeleMation accessory equipment it can perform to broadcast standards in high-quality live camera or film chain applications.




Porta-Studio™

Our Three-Bay Console houses professional studio systems. One man can simultaneously operate a variety of closed-circuit or broadcast production equipment. The Three-Bay Console can include TeleMation video switchers, audio controls, camera control units, special effects, remote control panels for video tape recorders and film chains, video and pulse distribution amplifiers, and picture and waveform monitoring equipment.

TeleMation's PORTA-STUDIO™ is the ideal way to transport video and audio control equipment for remotes. A typical PORTA-STUDIO™ system provides for vertical interval switching of up to six video sources. It includes special effects and audio controls. Lets you monitor program / preview lines and program waveform.

Talk to TeleMation.

It could be the start of a beautiful system.



Three-Bay Console



TELEMATION, INC.


The Total System Supplier

2275 South West Temple
Salt Lake City, Utah 84115
(801) 486-7564

Circle 113 on Reader Service Card

CONVENTION LOG

Full Color and Social Responsibility



BM/E Photos

(Top) Setting the pace for low-cost color, IVC-90 three-vidicon camera was tagged at \$7500. (Left, top) Low-light level camera production model from Commercial Electronics worked well at 10 footcandles with lens stopped down to f8. (Left, center) RCA's \$9500 single-vidicon PK-730 lifted its hood for a looksee. RCA announced start of deliveries. (Left, bottom) New Panasonic color camera on convention floor was not operating. (Right, top) Shibaden showed off new compact color camera, along with 1/2-inch helical tape color equipment and ultra-miniature menu gear. (Right, center) Singer's GPL Div. showed new color camera that worked, but not well. GPL booth personnel felt they'd rather show bad color than none at all. (Right, bottom) Low cost (\$21,000) three-Plumbicon camera from Philips produced crisp color pix and is slated for production in about a year. Modular construction adds to flexibility.

The NAEB's 45th Annual Convention was a melange of committee-, council-, association- and *ad hoc* meetings from breakfast 'til dusk competing with an array of concurrent formal sessions. Those souls who couldn't figure out where they wanted to be rode down to the Sheraton Park's lowest level to be bedazzled by a collection of color cameras, VTRs, switchers, lamps and lights and accessories of every imaginable kind. The emphasis on the exhibit floor was color, while many of the sessions stressed social responsibility—the convention themes.

Public television's role in the community and instructional television's role in the school got close scrutiny and ample criticism. Keynoter Marya Mannes said public broadcasting's image in the eyes of Congress is "a seedy beggar with a cultured voice, approaching cap in hand." PTV will get the money it needs when it forces itself on the public's attention and captures it, she said. This means more imagination and less managerial timidity in tackling controversy.

Public broadcasters are the only broadcasters who spend full time in the pursuit of the public interest said John Macy, president of CPB. Public broadcasting must bring the issues of the day to the people, and, in turn, bring the view of the people to those officials whose decisions affect them. The NAEB board asked the membership to find ways to deal with the matter of national priorities. A Board resolution asked for a commitment to resolve important issues such as man's despoilation of the natural environment and the critical deficiencies of American education.

The Sesame Street color telecast which teaches cognitive skills to preschoolers was heralded by U.S. Commissioner of Education James E. Allen Jr. as a significant pioneer effort. Allen promised no new federal funds, but asked for assistance from educational broadcasters in helping to reach the child of poverty who is not now being adequately helped by our schools.

Color has come of age for the educational broadcaster and several educational companies were making pitches for his limited TV dollars. Lowest-priced newcomer was the IVC-90, a three-vidicon camera priced at \$7500, with 30-day delivery promised. Philips introduced a three-Plumbicon camera tagged at \$21,000, to be available late next year. RCA has started deliveries of its single-vidicon PK-730.




Not to be outdone, Bell & Howell knocked down the price on its 2970 (IVC-100A) camera—normally tagged at \$14,000—to an unbelievable \$7995. This lent some credence to industry scuttlebutt that B & H is dropping the IVC line and is dumping. Apparently, Bell & Howell will concentrate on Japanese-made color equipment for the foreseeable future.

Another new color entry was the Sony two-vidicon camera. This one uses no scanning wheels—one pickup is for luminance, the other for red/blue with filter stripes a la RCA and Nippon Columbia (see *BM/E*, June, 1968, p. 42; July, 1969, pp. 22-24). The Sony camera is compact and colorimetry eyeballed well. Singer's GPL also showed a new color camera that was either out of whack or needs some more time in the R & D lab. This camera is replacing the IVC line which GPL has dropped. GPL booth personnel admitted that the color was bad, but said they'd rather show something than nothing at all.

Standout among cameras was the first production model low-light-level unit from Commercial Electronics. High-priced for the educational market (\$28,500 less lens and encoder), the camera's manufacturer points out that the price difference is easily recouped in savings from lighting and air-conditioning that won't be needed. This camera uses Westinghouse SEC vidicons and produces surprisingly rich, natural color in light levels as low as 10 footcandles (at f/8 lens opening). Other camera producers quickly point out that their cameras will also operate at 10 footcandles, but they don't mention that low-level operation means cranking the lens wide open (losing depth of field) and putting up with lots of noise in the picture.

Bargain hunters had a field day in the Ampex area. The big A unveiled a stripped-down videodisc broadcast recorder for a surprising \$8000. Ampex also showed its new mono-convertible-to-color camera. Tucked away in a remote hotel room in the Windsor Park, Television Equipment Associates showed the market's first professional monitor using Sony's Trinitron picture tube. The new unit is tagged at \$750.


Other bargains: new IVC-900 helical recorder is called a "broadcast" VTR priced at \$15,500 with full color and all possible options. The unit holds giant-size tape reels—enough for 3¼ hours of con-



BM/E Photos



(Top) Two-vidicon Sony camera added to that company's color capability. (Left, top) Convertible camera introduced by Ampex can be bought in mono model, have color added later on. Unit shown here is equivalent to model BC-210. (Left, third fm. bottom) New mini-monitors highlighted Conrac booth along with more traditional size equipment. (Left, second fm. bottom) Datatrac's "Datatrac" video switcher added ease of handling and versatility to sticky tape editing problems. (Bottom) Star attraction in Diamond Power's booth was ultra mini battery portable VTR/camera combo. Unit provides 20 minutes' recording time per tape. (Right, middle) New line of switcher modules from Dynair add flexibility to educational programming operations. (Right, bottom) Raytheon showed new portable origination package that lets user fold it up and put it in station wagon.



BM/E Photos

(Top) Phase stabilizing gear was shown by Tracor. (Left, top) Telemet unveiled new video processing amplifier. (Left, center) Making its appearance under Ward's aegis, Richmond Hill Labs offered line of processing gear. Sales are now being handled by sister company Ward. (Bottom) Memorex showed new line of tape and lots of ideas for special color effects.



(Top) Ultra-tall blonde "guardsman" pushed 3M's new Guardsman tape. (Center) Canon offered complete line of TV camera lenses. (Bottom) Computer animation was exhibited by Computer Image Corp.

tinuous taping. Emcee showed a \$16,000 uhf TV transmitter with a 100-watt output. Computer Image Corp. showed its computer-generated color animation system that produces animated programs in a fraction of the usual time and at a fraction of the usual cost.

Production-minded NAEB visitors were impressed by a new video tape editing system introduced by newcomer Datatron, Inc. The company's VidiCue Model 5000 system has a designed-in modular approach, permitting the purchaser to add sophistication as his needs change. The unit works with any VTR capable of electronic edit. In its simplest form, the system consists of a time code generator and a human-engineered control panel which helps the operator to conceptualize the edit and search function. The time generator lays a time code identifying hours, minutes, seconds and frames on either the cut track or an audio channel. Nixie tube readouts reveal this information in digital form. The control unit offers four modes of edit: cue/preview, sequential edit, insert edit (new material) and A-B roll (meaning three machines can be controlled).

Something new in dial-access attracted crowds to Visual Electronics exhibit—total system control by a small computer. The Visual people claim the new system will obsolete telephone-dial systems whenever more than a handful of remote stations are envisioned. The Visual Random Access and Control System handles up to 1000 sources and 1000 remote stations, and adding more stations is easy and inexpensive.

Users simply press one or more buttons at their control stations. Station display lamps indicate the operating mode of the source requested. If the source is in use, the caller can monitor the program in progress. Master control can override any request if necessary, so scheduled commitments can be honored. Scheduling can be accomplished in advance and classrooms can be automatically programmed to a source.

All remote stations and sources are connected by a single time-shared control cable in the Visual system. A request and connection are made in one-third of a second.

ITV Judged a Failure

The Monday morning session that investigated the main issues

facing instructional television turned up too many. ITV may never be able to surmount them all—not in the USA at any rate.





Instructional TV has been on dead center for the last dozen years, declared Ken Jones of San Diego State College and is being abandoned by many schools in this time of tight budgets because its benefits can't outweigh its costs. Wanda Mitchell of Evanston Township High School said the time had come for ITV to put up or shut up. "If ITV can't produce a significant difference in the learning situation, we ought to quit," she said.

None of the panelists was really ready to quit. Each declared himself or herself an eternal optimist and offered advice on what should be done. Teacher Mitchell urged ITV people to turn from self-preservation to instructional objectives. Push ITV only when it is the right medium, Mitchell said.

Dr. Lark Daniel, director of the Southern Educational Communications Association called for a new thrust to catapult TV out of its mediocrity. This means no more talking faces on the tube, he said, but more presentations that are unique to the medium. Daniel opined that instructional approaches in the past have been teacher-oriented and not really dedicated to the learner. TV people must know more about learning theory and perception, he said.

Panelist Jones declared that because of the lack of progress for 12 years many educators have probably written off TV as a serious instructional system. Something dramatically new will be needed to regain recognition. The cassette VTR that is as easy to operate as a toaster will increase TV's usefulness and Jones saw in the future, single-concept video tape cassettes being used much as film loops are now used. In a larger context, Jones endorsed the establishment of networks for knowledge within a given community. One goal of such a network should be to help the citizen who wants a better job.




The panelists' assessment of the enormous failure of ITV and the big job ahead left the audience frustrated. "So we've had our annual catharsis" complained one. "Can't we do something about it?" Someone else recited the statistics on how many hours kids spend in front of a TV set at home and declared that commercial TV's tech-



(Top) Amphicon showed large-screen color projector with good brightness level. (Left, top) Visual's "Telestrator" gives instructor a "light pen" for painting on TV picture. (Left, third bottom) Bert Merchant offered digital editor. (Left, second bottom) Kal-art showed new optical multiplexer. (Bottom) Vital Industries' new switcher/effects board had more for the educational broadcaster.

(Top) Squiggly color effects were possible with CDL's equipment. (Center) More squiggles were made by Grass Valley's generator. (Bottom) Ball Bros. visitor tries effects.

BM/E Photos



niques must be copied. This drew forth a floor speech from Vernon Bronson, executive consultant to NAEB's Office of Research and Development, who said there was no relationship between the instructional process and commercial TV which provides escape from the boredom of reality.

Bronson said ITV may be able to make a significant difference if it could become an integral part of the educational process. This means dropping the notion of ITV as programs and concentrating on the learning process. Bronson called it relevancy. Entertainment is not relevancy, he said. Rather the material has to be interesting—so interesting, so relevant from a personal standpoint that the student is compelled to get involved.

Bronson's criticism of entertainment evoked an outburst from an elementary school teacher present who pleaded most fervently, "don't make entertainment a dirty word." Her comments drew hearty applause from a good third of the audience. Another observed that one doesn't have to adopt the ideals of the devil to use his methods.

The frustrations voiced at the session on identifying instructional priorities were matched and outdone the next day when attendees gathered to hear what was billed, "Report of Commission on Instructional Technology." The speaker was the Commission chairman, Dr. Sterling McMurrin, but since the report had not been approved for release by President Nixon, McMurrin would not reveal the substance of the nearly \$500,000 study. He did describe it as "more intensive than extensive"—whatever that is supposed to mean. McMurrin did intimate that the report would have very large implications for the government and very large implications for education.

(Top) Series of slide-selectable filters by Century Lighting can be added to most spot lights. (Left, top) Portable, battery-powered spot with barn doors was shown by ColorTran. (Left, center) Clip-on quartz light was introduced by Bardwell & McAllister. (Left, bottom) Bank of solid-state dimmer controls was star attraction in Skirpan booth. (Right, top) Single SCA channel can carry two different program signals using McMurrin's new modulation system. (Right, center) Low-cost (\$16,000) 100-watt uhf transmitter for educational use was displayed by Emcee. (Right, bottom) Gates exhibited new generation of vhf TV transmitters.

BM/E Photos

In fishing for something concrete, one member of the audience asked McMurrin if he or his University (Univ. of Utah) would be using any more technology in the future. The doctor allowed that he might try an overhead projector if he could requisition one.

A later session devoted to the Report's implication for research bared some insight as to what the report might recommend. Dr. C. Ray Carpenter, one of the Commission members, advised his listeners to forget about any massive support for hardware coming from federal agencies. More grants for research, however, should be available. Carpenter thought there would be great interest in the future in application research, *i.e.* how schools might go about applying the benefits discovered in pilot studies. Carpenter stressed that the great need was not for hardware but for software. An R&D center in addition to the various present regional labs is needed, Carpenter said.

An early-bird session under the direction of Dr. Andrew Molnar of the U.S. Office of Education, described several research efforts under way. Dr. Jesse Kunz of the U.S. Naval Academy described the research efforts in programmed instruction at the Academy to develop optimum learning systems. (See *BM/E*, Nov. 1969, p. 39-41 for a description of one such program.) Dr. William Lybrand of American University discussed total teaching via ITV systems to reach several groups not served adequately by the local school system: the American Indian, children of migratory laborers and children in ghettos who end up in three or more schools each year.

In what is now becoming an annual ritual at NAEB, Dr. Clair Tetterer of Northern Illinois University reported on his latest survey of helical VTR users. Questionnaires were sent out to 1800 educators gleaned from lists supplied by Bell & Howell and Sony. Some 816 replies formed the basis for the survey which disclosed that instant playback accounts for 67 percent of educational applications. Recording material for future use accounts for 56 percent of VTR uses, 42 percent reported that they use VTRs for closed-circuit distribution, 37 percent do off-the-air recording, 30 percent use equipment for pre-recorded tape playback and 24 percent record research data. There was lots of overlap in this question, since

almost all VTR users have more than one application for video tape.

Respondents felt that a high level of technical expertise is no longer needed to run a VTR, with average responses indicating a needed level only a little better than unskilled. Generally, the least-expensive 1/2-inch equipment was rated easiest to maintain and had the best repair records.

When polled on what machines they would buy if they had it all to do over again, 49 percent of those willing to change said they'd buy IVC, 27 percent opted for Sony, 14 percent for Ampex and 10 percent for miscellaneous other manufacturers. In rating overall equipment performance of comparable 1-inch medium-priced equipment, the Sony EV220 came out on top, the IVC-800 was second, while the three Ampex units in this series placed third, fourth and fifth. However, the number of recorders involved in this particular reply were so few that the ratings may not be significant.

In a session concerned with animation, Lawrence Kilty, director of the CPB Animation Project, spoke about conventional animation: frame-by-frame planned film that's pre-edited. His pet project involves establishing at least one national animation center. This would exist for noncommercial TV and would offer advice about cost efficiency. It would also have internship programs run by animation experts to help noncommercial TV to upgrade its techniques and knowledge of possibilities of animation. Kilty recommended setting up the first such center on the west coast, where 80 percent of animation produced by some 1100 artists is centered. Other general Kilty comments: "Animation is not cartoons!" He urged TV people to consider using animation not only because of its possible long-run low cost, but also because of its "syndicatability." Some 80 percent of animation is already syndicated and is quite reusable. He accused public TV of lack of involvement.

Continued on page 57

(Top) Jerrold's "Beam bender" helps reach inaccessible schools. (Second top) Houston-Fearless showed new cam pedestal, type PD-18. (Second bottom) New in Quick-Set line was camera boom/pedestal with electric powered movements. (Bottom) Power Optics had more sophisticated remote camera head motion controls in its line.



BM/E Photos

Easy-Load VTRs Add to Market Muddle

First it was "home" VTRs for under \$1000 that no one bought for the home. Then came EVR and SV—the former for educators, the latter for "home" use. Now it's cassette VTRs with Tape-of-the-Month Club first-run movies. Will this be the ultimate form of pay TV?

IT'S A SPECIAL KIND of tradition—a prominent manufacturer starts production of a low-cost video tape recorder "for the home." A few may end up in somebody's living room for a weekend, but the main customers for these "home" units turn out to be school systems, industrial CCTV users and CATV operators. Now, two new "home" VTRs have appeared, with the tape neatly packaged in cassettes and priced low enough so any living room with a color TV set can afford one. But wait—the consumer will have to play second-fiddle again, getting into line behind the educators, industrialists, hospitals and cable operators.


An unabashed swipe at the potential market for EVR and SV, these new cassette recorders also offer recording capability, not feasible with EVR's movie film and SV's hologram formats. The two Japanese firms in the fray—Sony and Matsushita—has each come up with its own, non-compatible cassette, and others are sure to follow suit. Soon, no doubt there'll be a proliferation of budget-priced Japanese "home" color VTRs and not a one will be compatible with another.

First off, Panasonic (Matsushita) unveiled its ½-inch cassette during NAB in Washington. As demonstrated, the cassette was an easy auto-loading device with both its internal reels in the same plane. The slant-track scan is done by a head drum that's inclined at an angle of "approximately" 3° 11'. Tape speed is 7.5 ips and the format is fully compatible with Panasonic's standard ½-inch recorder. Thus the tiny reels in the cassette can be removed and the tape played, dubbed or edited on a standard machine. The tape machine's output is NTSC color and rendering on an 11-inch monitor was quite good for this type of format. No price or distribution date was set.

Another Cassette Format

Almost on the heels of the Panasonic demonstration came the new Sony cassette VTR. This one uses a ¾-inch tape running at 8 cm/sec (about 3.15 ips) to produce a 250-line resolution color picture and two channels of audio. Stereo sound was demonstrated, along with bilingual tapes—with the two audio channels used for two different languages.

The compact VTR is about the size of a standard home stereo tape deck. In its demonstrated




BM/E Photo
Panasonic's cassette and VTR are demonstrated against backdrop chart showing tape path in the machine.

form, the machine is for playback only—both for color and monochrome. The unit will be available in the U.S. sometime in 1972, according to Sony officials, and the retail price has been tentatively set at \$350. A companion, add-on accessory for about \$100 will permit off-the-air recording on the cassette in both mono and color.

Price is cited as the cassette player's biggest advantage, by Sony Corp. of America President Akio Morita. The convenience and relatively low material cost of the 90-minute cassette (about \$20) will make it a convenient way to distribute movies and special-interest TV productions for home viewing. A rental fee of perhaps a dollar or two would be charged, possibly along with an initial deposit of \$20 for the first cassette. The bicycle rental plan might follow a Book-of-the-Month-Club type of format, and the cost of the original blank tape would be easily amortized in such a setup.

The actual tape duplication, according to Morita, would be on normal-speed recorders,



Sony's 3/4-inch video cassette is held aloft by engineer at demonstration, prior to insertion in playback unit.

BM/E Photos



Playback unit, in conjunction with Sony Trinitron receiver, provides crisp, well defined picture with excellent color.

with as many as 100 duplicators slaved to the mastering machine. High-speed duplication apparently still isn't feasible for videotape, and may not be for some time.

Because the tape can be erased and re-used, actual production costs may be considerably lower than for EVR, which is locked into its program material once it's on the film. Thus a single cassette might carry a dozen or so different feature films during its usable lifespan.

Monthly Tape Releases

Eventually, if enough of these units were in enough living rooms, this "Movie-of-the-Month" club could cut into potential markets for pay-CATV channels. Such pay channels offer cable subscribers special program material, such as first-run movies, for an additional monthly fee. But unlike the pay cable services, the cassette could be viewed at any time during the week or two the subscriber has it in his possession.

There's another, almost chilling aspect of the VTR cassette. Sony's Morita indicated that his company plans to incorporate a counter mechanism in the cassette so the rental library could see how many times the tape has been played and then charge accordingly. That would mean no repeat viewings of a movie for the neighborhood kids—that'd be money down the drain. The counter would also let the tape distributor know when the tape was getting old and gray and ripe for retirement. The pay cable channel on the other hand, would repeat the same first-run movie each night of the week at no extra charge.

The tape unit's output is rf, and it's set to play on a vacant TV channel. Hookup is to the receiver's antenna terminals. The tape itself uses fairly standard iron oxide coating—surprisingly not the chromium dioxide coating that Sony can now produce under terms of its DuPont license. Possibly there are still too many bugs to be worked out with chromium dioxide (Crolyn) tape. Yet Philips, another DuPont licensee for Crolyn tape, has already introduced a 1/2-inch helical VTR specifically designed to use this new tape formulation (see Sept., 1969, *BM/E*, p. 8).

Are Standards Possible?

Format standardization is another avowed Sony goal, and company officials are currently negotiating with Philips and Grundig in an effort to establish a worldwide standard. Yet Sony has seemingly stifled such possible standardization for the moment by using a tape width that has never before been used for VTRs. At first blush, it hardly seems likely that other manufacturers will abandon the 1/2-inch tape width that's now so widely used in at least six different VTR formats. Ironically, it was Sony that first introduced 1/2-inch helical video tape machines several years ago.

Another factor to be contended with is the Japanese EIA's newly formed VTR format standards committee. The JEIA rightfully feels that non-standardization will ultimately hurt VTR export sales. Yet Sony's new format may have thwarted JEIA's efforts, if not at least making the whole thing that much more difficult.

Ultimately, most Japanese firms who want to comply with the Association's standards may have to manufacture machines meeting two different formats—the company's traditional one plus whatever new standard format is adopted. Thus, double standards may be the rule for several years. Initially, such JEIA-imposed standards may be mainly for educational VTRs, says Sony's Akio Morita.

In the meantime, if Sony is successful in its European negotiations, the era of the home VTR may at last be upon us. Certainly the cassette VTR seems a more viable (and cheaper) format than CBS Labs' EVR (see January, 1969 *BM/E*, p. 41) and RCA's still developmental SV (see November, 1969, *BM/E*, pp. 50-51). The production deadline is realistic, the hardware works well and the price is right. **BM/E**

CATV Bingo Gets Everybody Involved

A highly effective cable TV promotion, CATV Bingo not only gleans new subscribers, but gets local merchants into the act. Everybody wins as the audience gets hooked on free Bingo and storekeepers get lots of mileage from their investment.

PROMOTING A CATV SYSTEM can sometimes be an iffy affair, with mixed reactions from both local merchants and potential subscribers. An excellent technique for increasing a system's reach is to offer some kind of additional inducement. Ideally, such an inducement should have a tie-in with appropriate merchants, such as TV and appliance outlets and department stores.

One such technique that has already worked well in several cable systems is CATV Bingo. Marketed by Jack Hampton of Littleton, Colorado, cable Bingo is an offshoot of broadcast Bingo, which the firm started over a decade ago.

First in Line

Cable Bingo started up about six years ago in Gallup and Farmington, New Mexico, and both towns still have it. The format uses one half-hour each day—either on an unused channel or on the system's time-weather channel. Local cable personnel or possibly radio station announcers form the talent pool, giving CATV Bingo a totally local orientation. Subscribers play the Bingo game in their own homes and win cash or merchandise.

The bingo cards, using a different color each week, are distributed free by certain local merchants. This distribution method in effect makes each participating merchant a CATV salesman; they distribute both Bingo cards and free hookup certificates to their customers. In some cases, these merchants may even do some advertising, letting the public know that they have free Bingo cards in their stores. Some of these merchants may also want to participate in co-op ads with other stores and the cable company.

Very often, local Bingo parties spring up when non-subscribers see Bingo in a cable customer's home. In Mt. Home, Idaho, nonsubscribing residents in a mobile home park would converge on a trailer with cable to play Bingo with cards received at their local grocery store. They just couldn't stand to have the cards and not play. Every player of this kind soon becomes hooked on the game and is an excellent candidate for a cable hookup of his own.

Cable Bingo produces lots of floor traffic at local retail stores as subscribers come in to pick up their new color bingo cards each week. Generally, participating merchants give out just one

card per request. But it's certainly possible, and up to the retailer's option, to provide additional cards with appliance sales and to regular customers—something like the way trading stamps are given away.

Cable subscribers who are really hooked on the Bingo game may make the rounds of all the participating merchants in the area, to collect as many Bingo cards as possible. Generally, these merchants are mentioned in all of the cable system's local promotions—advertising in the local papers, on radio, on the local cable channel and in direct-mail campaigns. The retailers also receive point-of-purchase materials which promote the cable company. The results are impressive, and these local merchants are usually eager to underwrite the cost of the Bingo program.

Results include new subscriber hookups. The Gallup, N.M. system added 280 new subscribers as a direct result of its first 13-week airing of cable Bingo. In Merced, Calif., total subscribers jumped from 390 to 2000 during Bingo's first 13 weeks. Jefferson-Carolina in Greensborough, N.C. liked the results so much that management opted for Bingo in the parent firm's other 10 systems. GenCoE liked the results in Gallup and has since added Bingo in Moab, Utah; Grand Junction, Colo.; Perryton, Texas and Casper, Wyo. GenCoE is planning to add it to three other systems as well.

In all cases, the expense of carrying out the Bingo program is borne by the local merchants. The copyrighted package offered by Jack Hampton includes releases and all necessary equipment—Bingo cards, flashboard and blower, point-of-purchase materials, format and full counselling services on setting up the program. The startup cost for these materials is \$1950, and once started, the Bingo program can be carried indefinitely. The only recurring cost is for new Bingo card supplies.

Hampton has a special deal for systems with over 1000 subscribers. The 13-week "trial" period is free, with Hampton retaining any applicable fees from participating merchants. The cable operator keeps the new subscribers attracted by Bingo. For more information on adding Bingo to your CATV system, write to: J. R. Hampton & Associates, 5109 S. Newton, Littleton, Colo. 80120.

BM/E

TODAY'S TRANSMITTERS

The Straightforward A-m

There's nothing radically new about today's a-m transmitter lineup. Many contain sophisticated solid-state circuits in driver stages, but tried-and-true high-power bottles still glow in the finals, and the biggest innovation is dual-redundancy.



MOST OF TODAY'S a-m transmitters use a classic design, illustrated by the block diagram of Fig. 1. An rf oscillator which uses an ovenless vacuum crystal drives a buffer amplifier, which in turn drives one or more intermediate power amplifiers. The PA or final is single-

ended. Audio is amplified by push-pull drivers and fed to push-pull modulators working class AB₁ or B. The final is high-level plate modulated.

In most rigs, silicon rectifier stacks have replaced the once standard mercury-vapor tubes. Many transmitters employ transistors in low-level stages, although tubes are still used in high-power service. All transmitters but one use forced-air cooling of the high-power tubes. All are designed for remote control and most have automatic plate off-on recycling (up to three or four times) under momentary overload.

Typical specifications of most a-m transmitters are: audio input +10 VU in, 150 or 600 ohms, balanced; frequency response ± 2 dB from 30 to 12,000 Hz; harmonic distortion 2 percent from 50 to 10,000 Hz; residual hum and noise 60 dB below 100-percent modulation; carrier shift at 100-percent modulation 3 percent; carrier frequency stability ± 2 Hz; rf output, 40 to 250 ohms, unbalanced.

Maximum Powers

Table 1 lists modern type-accepted transmitters by power ratings. Maximum powers are listed because phasor losses at a directional station are sometimes considerable, and if you don't have extra transmitter power you may not be able to make power easily. Power cutback is also useful at stations operating with reduced power during critical hours or nighttime. The usual method of power cutback is to reduce plate, screen and grid voltages on the PA.

Several factors contribute to transmitter efficiency and overall economy, but one important consideration is the PA stage and how conservatively it's run. The most common a-m transmitter

used in the U.S. today is the 1-kW type. The various manufacturers use four tube types as finals in this class.

Gates' BC-1G uses a pair of 833A triodes as parallel plate-modulated Class C amplifiers, a combination with a maximum plate power rating of 2000 watts. Most manufacturers use parallel 4-400A tetrodes as plate-modulated Class C amplifiers; maximum power rating of that pair is only 1260 watts. Collins uses parallel 5-500A pentodes in its 820D-1, with a maximum power rating of 1560 watts for the pair. The most conservative operation, however, is the Gates Vanguard II. It uses a single 4CX3000A pentode as a Class AB₁ linear amplifier. The tube is rated at 5600 watts maximum in such service.

The Gates Vanguard embodies the newest a-m design, and the arrangement is shown in block form in Fig. 2. All stages except the PA are transistors, and modulation is applied to the third rf amplifier stage. The following IPA and PA stages are, of course, linear.

The power consumption of a 50-kW transmitter is considerable, and through the years several methods have been developed to obtain as much as efficiency as possible at that power rating. For a comparison of the power consumption of various 50-kW rigs, see Table 2.

Continental 317C. One high-efficiency circuit is that of Continental's 317C transmitter—the only design in current production to use high-level screen modulation of the PA stage. The circuit is shown in Fig. 3; two 4CX35,000C tetrodes are

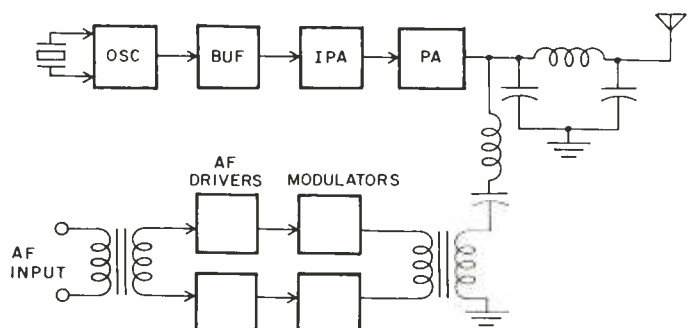


Fig. 1. Classic high-level modulation is common in a-m.

Table 1: A-m Transmitters

Manufacturer	Type No.	Power in kW		Modulation Type	Final Tube(s)	Notes	Circle no. on Reader Service Card
		Maximum	Cutback to				
250 watts							
CCA	AM-250DS	0.35	0.05	HLP	(2) 4-400A		311
Gates	BC-250GY	0.23	0.1	HLP	(2) 810		312
500 watts							
CCA	AM-500DS	0.55	0.25	HLP	(2) 4-400A		311
Gates	BC-500G	0.55	0.25	HLP	833A	1	312
1 kilowatt							
AEL	AM-1KA	1.25	0.5, 0.25	HLP	(2) 4-400A	1, 2, 3, 4	313
Bauer	707	1.10	0.5, 0.25	HLP	(2) 4-400A	5	314
CCA	AM-1000D	1.20	0.5, 0.25	HLP	(2) 4-400A		311
CCA	AM-1000DX	1.50	0.5	HLP	(4) 4-400A	6	311
Collins	820D-1	1.10	0.5, 0.25	HLP	(2) 5-500A	7, 8, 10	315
Gates	Vanguard II	1.15	0.5, 0.25	LL	4CX3000A	1, 8	312
Gates	BC-1G	1.10	0.5, 0.25	HLP	(2) 833A	1	312
KCA	BTA-1R3	1.10	0.5, 0.25	HLP	(2) 4-400A		316
Visual	AM-1KA	1.30	0.5, 0.25	HLP	(2) 4-400A	1, 3	317
Wilkinson	AM-1000A	1.30	0.5, 0.25	HLP	(2) 4-400A	1, 2	318
5 kilowatts							
AEL	AM-5KA	7.0	1, 0.5	HLP	7237	2, 3, 4	313
Bauer	FB-5V	6.0	1, 0.5	HLP	4CX5000A		314
CCA	AM-5000D	5.5	1, 0.5	HLP	3CX2500F3		311
CCA	AM-5000DX	7.5	2.5	HLP	(4) 4-1000A	6	311
Collins	820E-1	5.5	1	HLP	4CX5000A	8, 9, 10	315
Continental	315-C	5.5	1, 0.5	HLS	4CX10,000D		319
Gates	BC-5H	5.6	1, 0.5	HLP	3CX2500F3	3, 13	312
KCA	BTA-5U2	5.5	1, 0.5	HLP	5762		316
Visual	AM-5KA	6.0	1	HLP	7237	3	317
Wilkinson	AM-5000B						318
10 kilowatts							
AEL	AM-10KA	12.5	5, 1	HLP	(2) 7237	2, 3, 4	313
Bauer	FB-10J	12.5	5	HLP	4CX15,000A		314
CCA	AM-10000D	12.0	5, 1	HLP	3CX10,000A3		311
CCA	AM-10000DX	15.0	5	HLP	(4) 3CX2500F3	6	311
Collins	820F-1	10.6	5	HLP	(2) 4CX5000A	8, 9, 10	315
Continental	316-C	10.6	5	HLS	(2) 4CX10,000D		319
Gates	BC-10H	10.8	5, 1	HLP	(2) 3CX2500F3	8, 11	312
KCA	BTA-10U2	10.6	5	HLP	(2) 5762		316
Visual	AM-10KA	11.0	—	HLP	3CX10,000A3	3	317
Wilkinson	AM-10000B						318
25 kilowatts							
AEL	AM-25KA	35.0	10, 5	HLP	4CX35,000C	2, 3, 4	313
Bauer	725	27.5	12.5	HLP	(2) 4CX15,000A	6	314
CCA	AM-25,000D	30.0	—	HLP	3CX20,000A3		311
CCA	AM-25,000DX	30.0	12.5	HLP	(2) 3CX10,000A3		311
50 kilowatts							
AEL	AM-50KA	55	25, 10	HLP	4CX35,000C	2, 3, 4	313
CCA	AM-50000D	55	10	HLP	4CX35,000C		311
CCA	AM-50000DX	60	25	HLP	(4) 3CX20,000A3	6	311
Continental	317-C	53	25, 10	HLS	(2) 4CX35,000C	3, 4	319
Gates	VP-50	55	25, 10	HLP	7480	8, 11, 12	312
KCA	BTA-50J1	53	10	PTA	(2) 6697		316
Visual	AM-50KA	60	—	HLP	(3) 4CX15,000A	3	317
Wilkinson	AM-50,000						318

See notes on page 33.

used in the final as a modified Doherty or high-efficiency circuit.

The PA tubes are operated Class C with the usual efficiency of that mode. But since the screens (not the plates) are modulated, modulator power requirements are less than the usual plate-modulated stage.

The final tubes are not fed rf in phase with each other. The top or peak tube is fed direct rf, while the lower or carrier tube gets rf through a 90-degree phase-advance network. The carrier tube supplies power for the carrier only, while the peak tube supplies power for modulation peaks. During the negative half cycle of the modulating voltage, the peak tube remains cut off while the output of the carrier tube linearly follows the audio signal applied to its screen. During the positive half cycle the screen of the peak tube swings in a positive direction so that its output increases linearly until it is delivering twice carrier power at the positive peak.

The power delivered to the load by the peak causes the impedance presented to the interplate network to increase in value until it's double normal value at the positive modulation peak. The impedance-inverting characteristic of the network causes the load impedance at the carrier tube plate to decrease until it's one half normal value at the positive peak. That impedance change produces impedance modulation of the carrier tube so that it also delivers twice carrier power. Thus the total power output is four times the carrier power.

In the 317C, plate voltage swing does not increase with positive modulation; hence a higher dc plate voltage can be used than is normal for plate-modulated transmitters. At 16 kV dc, the 317C has a plate efficiency of about 80 percent.

Screen-grid modulation isolates the modulator from the rf driver or IPA, thereby eliminating the need to swamp the PA grid drive to maintain linearity. Driving power required by the PA stage is relatively small—a few hundred watts, easily furnished by a single 4-400A tetrode IPA. There is no modulation transformer in the 317C, a factor contributing to wide frequency response. The modulators are cathode-coupled to the PA screens.

Gates VP-50. A second approach to 50-kW efficiency has been taken by Gates in the design of its VP-50. A single 4CX3000A IPA tube drives the 7480 triode PA, whose maximum plate rating is 60 kW as a Class C modulated amplifier. Two 3CV30,000H3 triodes are used as Class B modulators. The circuit is straight high-level plate modulation; unusual is the cooling method used.

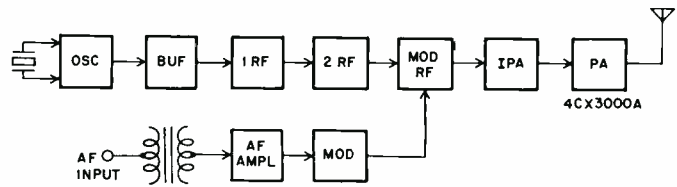


Fig. 2. Gates Vanguard II uses low-level modulation.

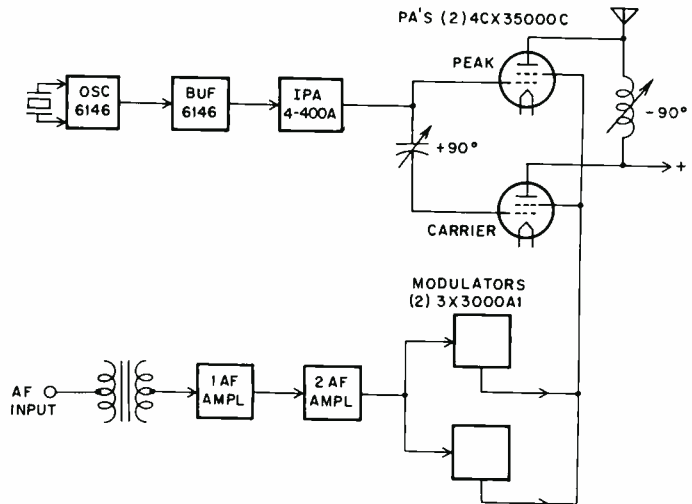


Fig. 3. Screen modulation is used in Continental 317-C.

Both modulators and the final are cooled by steam vapor, which removes nearly 20 times as much heat as a water-cooling system. The result is greater overall efficiency than in the usual air-cooled circuit.

RCA BTA-50J1. RCA's version of 50-kW high efficiency is phase-to-amplitude modulation, which it has named Ampliphase. The circuit is shown in block form in Fig. 4. The carrier frequency is generated by the crystal-controlled oscillator and amplified by the buffer, then separated into two channels differing in phase by 180 degrees. Each signal is then passed through dc modulator stages adjusted so phase difference of approximately 135 degrees exists between the two signals. Phase modulation is applied to each rf channel at this point by a variable-resistance modulator.

All stages following the modulators are operated Class C, resulting in high efficiency. Each PA develops 25 kW and two are combined to obtain the rated 50 kW power output. The combining networks are two 90-degree pi networks which have the effect of tying the PA's together in an out-of-phase condition. The waveforms

Code for Table 1

Modulation Types

- HLP: High level plate
- LL: Low level
- HLS: High level screen
- PTA: Phase to amplitude

Notes:

- 1: Built-in dummy load.
- 2: All but HV regulated.
- 3: Vacuum capacitor PA plate tuning.

- 4: Running-time meter.
- 5: Available as kit.
- 6: Parallel redundant transmitter.
- 7: Automatic power output control.
- 8: Partially transistorized.
- 9: Automatic PA tuning with change in loading.
- 10: Oscillator operates at either two or four times carrier frequency.
- 11: Standby exciter built in.
- 12: Vapor-cooled modulator and PA.

3-Plumbicon color to Zanesville...from

Broadcasters throughout the country are saying great things about a new camera from IVC. Take for instance WHIZ-TV in Zanesville, Ohio, and KTAL-TV in Shreveport, Louisiana.

They're using a new television camera that delivers superb color — color that is equal to any broadcast camera in use today — yet available at a sensible price. The camera is the IVC-300 "Maverick."

IVC's new three-Plumbicon camera is proving itself both as a front line studio camera and a

"winner" for remotes.

In Zanesville WHIZ-TV General Manager, Bob Hodous, comments:

"We were on the air four times a day with live, half hour presentations from the Muskingum County Fair. The IVC camera was easily remoted to 'capture' the various events and the color was excellent. The importance of this camera is evident in one fact — all 20 program segments were completely sold out."

From Lee Bryant, General Manager of KTAL-TV in Shreveport:

"A quality camera at a reasonable price . . . the IVC-300 is increasing our profits. It has enabled us to offer a wider variety of color programming than ever before and stir-up a great deal of enthusiasm and excitement with our local advertisers."

The IVC-300 weighs only 72 pounds and is easily operated by one man. Pick up of fast action is outstanding. All the sophistications are built-in — Varotal XX 10:1 zoom lens, with local or remote servo driven iris . . . negative registration



...from Shreveport studio to remote ...

... four-step gamma correction ...
filter wheel ... R/G/B sequencer
... color masking.

The complete IVC-300 system includes tubes, vertical aperture equalizer, intercom, encoder, camera control and junction unit, and 100 feet of camera cable including all interconnecting cables.

Priced complete at \$36,000, the IVC-300 "Maverick" is an ideal combination of three-Plumbicon color, light weight, and high sensitivity.

Let us tell you more about

how the IVC-300 can satisfy your production requirements. IVC sales offices around the U.S. and in Canada are at your service. Interested in demo? Call collect.

In the East phone Jim Landy in White Plains, New York at (914) 761-7820. In the Southwest, Clarence Deal in Dallas at (214) 357-1881 will work with you. In the Southeast call Dick Rex in Atlanta at (404) 633-1462. Midwesterners can phone Coyle Dillon in Des Plaines, Illinois at (312) 297-5160. Jim Jensen in Englewood, Colorado at (303) 761-

3850 serves the Rocky Mountain area. Dick Reilly in Sunnyvale, California at (408) 738-3900 handles Western sales. Emil Adamyk in Montreal at (514) 636-4480 serves Canada.

IVC has the broadest line of studio and film chain cameras available today. Prices range from \$14,000 to \$76,000.

Last year IVC built and sold more color television cameras than any other manufacturer. Our friends in Shreveport and Zanesville can tell you why.



the
Maverick
makes it
happen



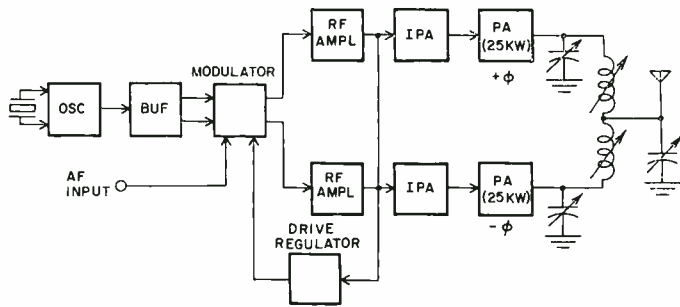


Fig. 4. RCA uses phase-to-amplitude modulation in 50-kW rig. In addition, converting the phase modulation to amplitude modulation at the common point.

The drive regulator consists of three cathode-follower tubes which control the grid operation conditions of the PA tubes to assure maximum plate efficiency over the complete audio cycle. During modulation lows, when zero or very little output is required from the final, the drive regulator reduces the final stage drive. Conversely, at modulation peaks, when maximum power is required from the final, drive is increased over carrier condition drive.

Modulation is accomplished at a low level, thus no large, expensive modulation transformer is required. This feature contributes to wide frequency response given as ± 3 dB from 35 to 25,000 Hz. Also, any change in load reactance doesn't detune the PA stage to a great extent, but merely adjusts the proportion of power contributed by each tube. Thus an antenna with highly reactive sideband impedances doesn't affect modulation linearity and efficiency.

Parallel Redundant Transmitters

Used for years in fm and TV and in other countries, parallel redundancy is rather new in U.S. a-m rigs. The idea is simple but sound: if a station operates with a single transmitter which fails, the station is off the air, and loses money.

To avoid this, many stations buy an auxiliary or alternate main transmitter, which stands idle 98 percent of the time, and represents wasted capital.

The parallel redundant transmitter consists of twin exciters and twin modulator/power-amplifier sections. Each PA section is capable of delivering half the station's rated power to the antenna or common point. Normally both PA's are driven by one exciter and the PA outputs are combined to feed the antenna. If one exciter should fail, the spare is switched in. If either modulator/PA section should fail, a monitor circuit triggers an alarm as station power drops 6 dB ($\frac{1}{4}$ power). The operator then shuts down the station for a moment, switches the defective PA out of the combiner and into a dummy load. Then he feeds the good PA direct to the antenna or common point, and the station power is only 3 dB down ($\frac{1}{2}$ power).

A further advantage of the parallel-redundant design is that all components are used in duplicate and virtually no failure can do worse than reduce the station to half power.

Bauer's 725 is a 25-kW transmitter consisting of two 15-kW models in parallel. CCA's line is called Dual Reliable, and includes 1-, 5-, 10- and 50-kW rigs. Type numbers carry the DX suffix.

BM/E


Table 2: Power Consumption of 50-kw A-m Transmitter

Modulation Percent	Conti-	Gates	RCA	AEL AM-	Visual
	ental 317-C High-level screen modulation	VP-50 High-level plate modulation	BTA-50J1 Phase-to-amplitude modulation	50KA, CCA AM-50000D High-level plate modulation	AM-50KA High-level plate modulation
0	82	85	94	95	95
30	92	95	100	103	112
100	120	125	130	140	150

Power in kilowatts

Fm: A Cornucopia of Transistors

Once the misbegotten stepchild of radio, fm has now come of age and there are many transmitting plants to choose from. Add to this the complexity of specialized generators for stereo and SCA and the needed multiplexers, and you have a bag full of type-accepted gear to choose from.



ALL MODERN FCC-TYPE-ACCEPTED transmitters are built in modules or sections. The exciter converts audio to a main-channel modulated fm signal of about 10 watts power on the assigned frequency. The power-amplifier section amplifies the exciter output up to the desired level

to feed the antenna. The stereo generator adds L and R audio signals to form the composite main-channel audio. It generates the 19-kHz pilot and derives a 38-kHz subcarrier and modulates that subcarrier with, L - R. The stereo generator output drives the main exciter. The SCA generator converts audio into a frequency-modulated subcarrier somewhere between 20 to 75 kHz, which is fed to the main exciter. Generally, the SCA subcarrier is 41 or 67 kHz, and 67 kHz is now the accepted industry standard.

Serrasoid Modulators

Exciters are listed in Table 1. Three systems

Table 1: Fm Exciters

Manufacturer	Type No.	Osc. Freq.	Modulation Type	Modulator	Output power watts	Final Amplifier	Active Devices	Notes	Circle no. on Reader Service Card
AEL	2202	fc	DCFM	Varactor	10	Transistor	AT	1	320
Bauer	660	fc	DCFM	Varactor	20	Transistor	AT	3	321
CCA	FM-10DS	¼ fc	DFM	Varactor	10	7984	PT	1	322
Collins	310Z-1	1/10 fc	DFM	Varactor	20	Transistor	AT		323
Gates	TE-1	fc	DCFM	Transistor	10	Transistor	AT	1	324
RCA	BTE-15A	fc	DCFM	Varactor	15	Transistor	AT	2, 3	325
Standard	910	fc	DCFM	Varactor	10	Transistor	AT	1	326
Visual	DFM-10A	1/5 fc	DFM	Transistor	10	Transistor	AT		327
Wilkinson	FM-10D	1/864 fc	PM	12AT7	10	6146	VT		328

DCFM: Direct carrier frequency modulation; DFM: Direct frequency modulation; PM: Phase modulation; AT: All transistor; PT: Part vacuum tube; VT: Vacuum tube; fc: Carrier frequency.
 1: Regulated power supply. 2: Off-frequency detector. 3: Available with stereo and two SCA's, and switchable between stereo/SCA and mono/two SCA's.

of frequency modulation are used today; the oldest is phase modulation, which is illustrated by the block diagram of Fig. 1. The basic oscillator is crystal-controlled and stable, operating at 1/864 of the carrier (center) frequency. Following the oscillator, a buffer and pulse shaper trigger a sawtooth generator which gives the circuit its name—*serrasoid* (from the Latin *serra*, for saw). The sawtooth goes into the modulator which functions more as a switch than an amplifier, and produces a square wave at the output. The leading edge of the square wave is advanced or retarded in phase by the audio signal fed into the modulator cathode.

That small change in phase is also a small change in frequency. The chain of frequency multipliers that follows the modulator steps up the center frequency to the station carrier frequency, and at the same time increases deviation until it becomes 75 kHz for 100 percent modulation at the carrier frequency.

Note however, that the frequency deviation produced this way is proportional to the time rate of change of phase. The maximum rate of change of a sine-wave modulating signal is proportional to the slope of the curve as it crosses the X axis. This slope is proportional to frequency (assuming constant peak amplitude); hence the maximum

frequency deviation is proportional to modulating frequency. Since this frequency response is not desired, a low-pass integrating circuit is placed in the audio chain to correct it.

Direct Fm

Developed after phase modulation, direct FM is simply modulating a basic oscillator with audio. A typical circuit is shown in Fig. 2, a block diagram of the CCA FM-10DS exciter. The oscillator is an FET, modulated by audio that's fed to a pair of varactor diodes across its circuit. At the oscillator, 100-percent audio modulation causes a deviation of about 19 kHz.

Oscillator output goes through a buffer and two doublers, stepping up center frequency to the 88-108 MHz fm band and deviation to 75 kHz. A sample of the carrier output is fed to a mixer which also receives a signal from a stable reference oscillator. The difference frequency is 250 kHz, which is amplified, limited, and divided down to 125 kHz. Finally, a dc correction voltage is derived which is fed to a separate pair of varactor diodes across the modulated oscillator. If output center frequency is exactly on the assigned value, no correction voltage is generated, and the modulated oscillator is not corrected. If output center

Table 2: Stereo Generators

Manufacturer	Type No.	Use	L/R Combiner	Crosstalk dB*	Pilot Stability Hz	Active Devices	Notes	Circle No. on Reader Service Card
AEL	2203	Complete	Matrix	45	1	T		329
Bauer	7562	Plug-in	Matrix	42	1	T		330
CCA	SG-ID	Complete	TDM	45	1	T	1	331
Collins	786V-1	Plug-in	Matrix	40	2	T		332
Collins	786M-1	Complete	TDM	40	2	T		333
Gates	M6533	Plug-in	Matrix	42	1	T	1	334
Moseley	SCG-3T	Complete	TDM	43	1	T		335
RCA	BTS-1B	Plug-in	TDM	45	1	T		336
Standard	203	Complete	Matrix	45	1	T	1	337
Visual	SMX-1A	Complete	Matrix	65		VT		338
Wilkinson	SG-1D	Complete	Matrix	65		VT		339

*Main-to-sub or sub-to-main, below 90% modulation.
 1: Regulated power supply.
 TDM: Time-division Multiplex.

Table 3: SCA Generators

Manufacturer	Type No.	Use	Available SCA Frequencies kHz	Center Frequency Stability	AF Response Hz	Active Devices	Notes	Circle No. on Reader Service Card
AEL	2204	Complete	30-75	± 400 Hz		T		340
Bauer	7566,68	Plug-in	41, 67	± 500 Hz	50-7500	T		341
Collins	786W-1	Plug-in	67	± 0.2%	50-15,000	T		342
Gates	M-6507	Plug-in	25-75	± 500 Hz	30-15,000	T	*	343
Marti	SCG-67	Complete	41, 67	± 500 Hz	40-6000	T	*	344
Moseley	SCG-4T	Complete	25-90	± 0.5%	30-12,000	T	*	345
RCA	BTX-1B	Plug-in	30-75	± 0.2%	30-10,000	T		346

*Regulated power supply.

frequency varies, a positive or negative correction voltage is generated by the AFC loop, and this voltage pulls the modulated oscillator back to the correct value.

Direct-Carrier Frequency Modulation

In both serratoid and direct fm systems, modulation takes place at a low frequency and the composite signal is multiplied up to the carrier frequency. This creates problems when inserting the stereo sidebands and/or SCA subcarriers, as they must be added after main-channel modulation, farther along in the multiplier chain. Direct-carrier fm overcomes this problem, because the modulated oscillator operates at the final carrier frequency. A typical circuit is shown in Fig. 3, which is a block diagram of the Gates TE-1 exciter.

Mono or stereo audio is applied to the bases

of two transistors which is then a modulated oscillator. SCA signals are applied to the AFC control line, which feeds a pair of varactor diodes across the oscillator's tuned output circuit. The modulated signal is then amplified on-channel by several stages, until it appears at the PA output as 10 watts at carrier frequency.

Meanwhile, a sample of the modulated signal is taken from an IPA stage and fed to a mixer. Reference is provided by a stable crystal oscillator operated at approximately $\frac{1}{3}$ the carrier frequency. The reference signal is tripled to beat with the sample of modulated rf, providing a difference of 200 kHz. This 200-kHz difference frequency is amplified, clipped and limited, then used to gate an ac-to-dc converter. The converter's dc output is the correction voltage fed to the varactor diodes in the frequency control circuit. The AFC loop works substantially the same as that outlined previously for DFM.

Exciter Specifications

Because of FCC rules and industry practice, most fm exciter specifications are similar. Typical values are: audio input +10 VU at 150 or 600 ohms, balanced; frequency response, ±1 dB from 50 to 15,000 Hz with 75-μsec preemphasis; harmonic distortion 0.5 percent from 50 to 15,000 Hz; fm noise 65 dB below 90-percent modulation (stereo); a-m noise 55 dB below 90-percent modulation (stereo); carrier frequency stability ±1000 Hz; rf output 50-51 ohms, unbalanced.

Exciters and low-power transmitters (10 watt) look very much alike. The principal difference between them is that the transmitter includes a harmonic filter and a meter panel.

Stereo Generators

Table 2 lists pertinent specifications of the various stereo generators available today. Complete units may be used with any exciter, but plug-ins are usually intended to work only with the same manufacturer's exciter, even so far as drawing operating power from the exciter. Two kinds of L/R combiners are in current use. The matrix system was first, but recently the time-division multiplex or switching method has be-

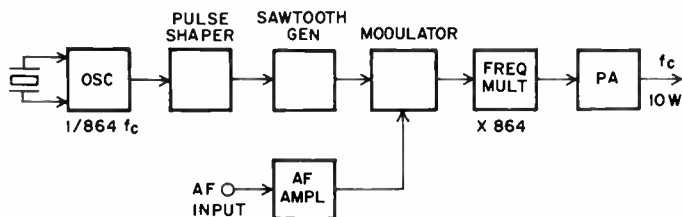


Fig. 1. Typical serratoid phase-modulated fm exciter.

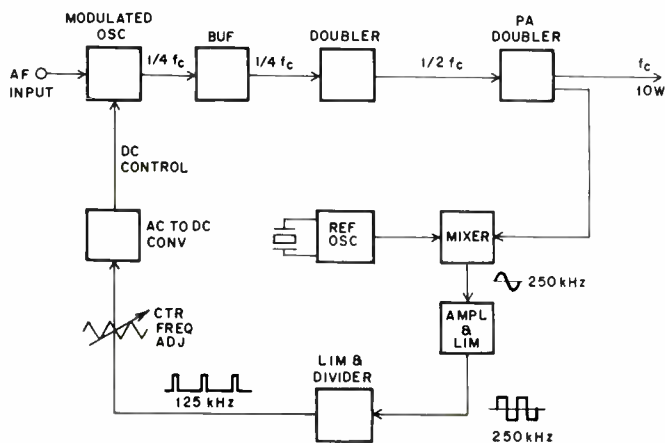


Fig. 2. CCA FM-10DS exciter uses direct fm system.

come popular. Its proponents claim TDM offers better separation in a less critical circuit. All stereo generators have separation of at least 35 dB.

SCA Generators

A number of manufacturers offer SCA generators, as shown in Table 3. Some are complete

Table 4: FM Transmitters

Manufacturer	Type No.	Maximum Power kW	Final Tube	Notes	Circle no. on Reader Service Card
10 watts					
AEL	FM-1DB	0.012	Transistor	347
CCA	FM-10D	348
Gates	BFE-10C	6146	349
RCA	BTE-15AT	0.015	Transistor	350
Standard	910	Transistor	351
Visual	DFM-10B	Transistor	352
Wilkinson	FM-10E	353
50 watts					
Gates	BFE-50C	(2) 6146	349
Standard	920	Transistor	351
Wilkinson	FM-50A	353
250 watts					
CCA	FM-250DS	0.275	8122	348
Collins	830B-1B	4CX250B	354
Gates	FMS-250H	4CX250B	349
Standard	930-1	Transistor	2	351
500 watts					
AEL	FM-5HB	0.550	4CX300Y	347
1 kilowatt					
AEL	FM-1KB	1.2	4CX1000K	1, 2, 4	347
Bauer	607A	1.6	(2) 3-400Z	355
CCA	FM-1000DS	1.5	3CX1000A7	3	348
Collins	830D-1B	4CX1000A	354
Gates	FMS-1H	4CX1000A	349
RCA	BTF-1E2	4CX1000A	350
Standard	940-1	4CX1000A	2, 3	351
Visual	DFM-1KA	3CX1000A7	3	352
Wilkinson	FM-1000CS	4CX1000A	3	353
2-2.5 kilowatts					
Bauer	602	5CX1500A	12	355
Collins	831D-1	5CX1500A	354
Gates	FMS-2H	5CX1500A	6	349
RCA	BTF-1+1E2	(2) 4CX1000A	8	350
RCA	BTF-1/1E2	(2) 4CX1000A	9	350
3 kilowatts					
AEL	FM-3KB	4.0	3CX3000A7	1, 2, 3	347
CCA	FM-3000DS	3.5	3CX3000A7	3	348
Gates	FMS-3H	4CX5000A	6, 7	349
Standard	2012-3	5924A	2, 3	351
Visual	DFM-3KA	3CX3000A7	3	352
5 kilowatts					
AEL	FM-5KB	5.5	3CX3000A7	1, 2, 3	347
Bauer	603A-5	5.2	(2) 5CX1500A	355

Notes

- | | | |
|-------------------------------|---|--|
| 1: Regulated filament supply. | 5: Automatic power-output control. | 9: Parallel-redundant transmitter with two half-power outputs. |
| 2: Running-time meter. | 6: Variable-line PA tuning | 10: Field expandable to 20 kW. |
| 3: Grounded-grid PA. | 7: Power-supply protective circuit. | 11: Field expandable to 40 kW. |
| 4: Grounded-screen PA. | 8: Parallel-redundant transmitter with single output. | 12: Stripline PA tuning. |

Manufacturer	Type No.	Maximum Power kW	Final Tube	Notes	Circle no. on Reader Service Card
CCA	FM-5000DS	6.0	3CX3000A7	3	348
Collins	830E-1B	4CX5000A	354
Gates	FMS-5H	4CX5000A	6, 7	349
RCA	BTF-5E1	4CX5000A	2	350
Standard	2012-5	5924A	2, 3	351
Visual	DFM-5KB	3CX3000A7	3	352
Visual	DFM-5KC	3CX10,000A7	3	352
7.5 kilowatts					
AEL	FM-7.5KB	8.0	4CX10,000D	1, 2	347
Gates	FMS-7.5H	4CX5000A	6, 7	349
Visual	DFM-7.5KC	3CX10,000A7	3	352
Wilkinson	FM-7500DS	353
10 kilowatts					
AEL	FM-10KB	11.5	4CX10,000D	1, 2	347
CCA	FM-10000DS	12.0	3CX10,000A7	3	348
Collins	830F-2B	4CX5000A	354
Gates	FMS-10H	4CX10,000D	6, 7	349
RCA	BTF-10E1	4CX10,000D	2, 10	350
RCA	BTF-5+5E1	(2) 4CX5000A	2, 8	350
RCA	BTF-5/5E1	(2) 4CX5000A	2, 9	350
Standard	2013	(2) 5924A	2, 3, 8	351
Visual	DFM-10KB	3CX10,000A7	3	352
Visual	DFM-10KC	3CX10,000A7	3	352
Wilkinson	FM-10000DS	4CX10,000D	353
15 kilowatts					
Visual	DFM-15KB	3CX10,000A7	3	352
20 kilowatts					
AEL	FM-20KB	21.0	3CX10,000A7	1, 2, 3	347
Bauer	620	22.0	3CX15,000A7	3, 5, 11, 12	355
CCA	FM-20000DS	22.0	3CX10,000A7	3	348
Collins	831G-1	4CX15,000A	5	354
Gates	FMS-20H	4CX15,000A	6, 7	349
RCA	BTF-20E1	4CX15,000A	2	350
RCA	BTF-10+10E1	(2) 4CX-10,000D	2, 8	350
RCA	BTF-10/10E1	(2) 4CX-10,000D	2, 9	350
Standard	2014	(4) 5924A	2, 3	351
Visual	DFM-20KB	3CX10,000A7	3	352
Wilkinson	FM-20000DS	4CX15,000A	353
40 kilowatts					
Gates	FMS-40H	(2) 4CX-15,000A	6, 7, 8	349
RCA	BTF-40E1	(2) 4CX-15,000A	2, 8	350
Standard	(2) 2014	(8) 5924A	2, 8	351

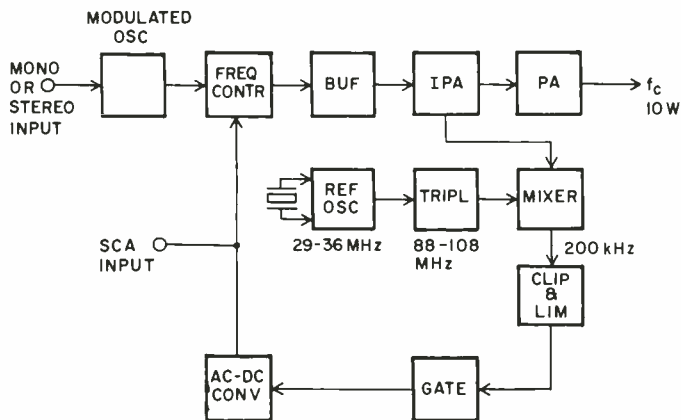


Fig. 3 Gates TE-1 exciter uses direct-carrier fm.

units and some are plug-ins. Direct fm is used, and the usual SCA output is from 1 to 4 volts of rms rf. Crosstalk between main and sub is at least 60 dB.

Complete Transmitters

Table 4 lists fm transmitters by power ratings. Each consists of a mono exciter and one or more Class C power amplifiers which produce the desired nominal output power. All are capable of handling stereo and SCA from suitable generators. All have silicon rectifier power supplies, automatic plate off-on recycling (three or four times under momentary overload), forced-air cooling, and remote-control capability. Many rigs use hi-mu, zero-bias, grounded-grid triodes in the

PA, eliminating the need for neutralization.

PA tuning today is often done with a length of transmission line rather than a coil or a variable capacitor. The idea is to produce a design which is stable and doesn't need to be continually re-adjusted.

Bauer has introduced an innovation in PA tuning called *stripline*. A no-moving-contact system, it consists of two flat conductors separated by a dielectric, and is used in Bauer's 2- and 20-kW transmitters.

Redundancy Cuts Downtime

Parallel-redundant transmitters are popular and useful, since they offer built-in protection against station downtime while allowing the backup rig to work every day. It's relatively easy to parallel fm PA's driven by a common exciter, since you don't have to phase the outputs as precisely as in a-m or TV. Some transmitters include twin exciters, while others have only one, with a second available as an accessory.

Standard offers a parallel 10-kW transmitter, while Gates, RCA and Standard all make parallel 40-kW types. At the 2-, 10- and 20-kW power levels, RCA offers two kinds of parallel-redundant transmitters. For example, the BTF-10 + 10E1 is a 20-kW rig consisting of two 10's in parallel with a single rf output. It's used at a station with a single antenna array (horizontally or circularly, polarized) or at one with two arrays and a combiner network. The BTF-10/10E1 is the same rig with two half-power outputs. It's used at a station with separate horizontal and vertical antennas and no combiner. **BM/E**

TV Transmitters Go Solid-State

Lots of TV transmitters in use today still use design techniques that date back to the 1930's. Small wonder some color signals aren't all they should be. New design features and parallel-redundant operation make today's TV plants something else again.



their original transmitter (broadbanded for color). There has been little incentive to get a new vhf

transmitter, for until recently there were few design innovations. Today, the picture is considerably different. Several manufacturers are using such things as a new type of visual modulation, solid-state exciters and parallel redundancy.

SHORTLY AFTER World War II, when television broadcasting crawled out of its cradle and began to grow, there were only three TV transmitter types on the market and less than 100 TV stations were on the air, all vhf. Between 1947 and 1955 additional stations were built. Many still use

transmitter, for until recently there were few design innovations. Today, the picture is considerably different. Several manufacturers are using such things as a new type of visual modulation, solid-state exciters and parallel redundancy. Uhf television began in 1953-54 with a short-lived boomlet. The first transmitters were low power and used no transistors. The design remained fairly static during uhf's dormant period of the late fifties and early sixties. By 1965, uhf operators had learned that the only way to compete successfully with vhf was to pump out super-power and saturate the area with rf. Manufacturers redesigned the old rigs to add power. Solid-state exciters appeared and some new companies got into uhf TV.

Table 1: Vhf TV Transmitters

Manufacturer	Type No.	Peak Power kW	Mod. Type _a	A-m Noise dB _b	Visual				Aural			Circle no. on Reader Service Card
					Single Frame Ampl. Var. _c	Output Pwr. Reg.	Diff. Phase deg.	Diff. Gain dB	Rms Power kW	Harm. Dist.	Notes	
Ampex	TA-8000	1.5	i-f	-50	2%	2%	3	1.0	0.75	0.5%	4, 5	356
	TA-8000	6.0							4.0		4, 5	356
	TA-8000	18							14		4, 5	356
	TA-8000	25							18		4, 5	356
Gates	BT-1300L	1.3	i-f	-50	2%	3%	3	0.5	0.26	0.5%	6	357
	BT-13L	13							2.6		6	357
	BT-18L	18							3.6		6	357
	BT-25L	25							5.0		4, 6	357
	BT-35H	35							7.0		1, 4, 6	357
GE	TT-49-C	1.0	f _c	-51	3%	5%	3	0.5	0.22	0.5%	7	358
	TT-50-C	5.0							1.1		7	358
	TT-515-C	15							3.3		7	358
	TT-530-E	30							7.5		7	358
	TT-530-G	30							3.8		7	358
	(2) TT-515-C	30							7.5		3, 7	358
	(2) TT-530-E	60							15		3, 7	358
Philips	PT-6A	6.0	i-f	-54	2%	2%	3	1.0	0.6-1.2	1.5%		359
	PT-12A	12.5							1.2-2.4			359
	PT-17A	17.5							1.75-3.5			359
RCA	TT-5EH	5.0	f _c	-45	5%	7%	7	1.5	1.1	1.5%	1	360
	TT-6EL	6.0							5.5		2	360
	TT-12EL	12.5							2.75			360
	TT-25EL	25							7.0		2, 4	360
	TT-25EH	25							5.5		1, 4	360
	TT-25EH (LA)	25							2.75		4	360
	TT-30FL	30	f _c	-50	2.5%	3%	3	0.7	7.5	0.5%	2, 3	360
Standard	TL-623-2	2.0	f _c	-45	5%	5%	7	1.0	0.4	1.0%	8	361
	TL-653-3	5.0							1.0		8	361
	TL-614-4	10							2.0		8	361
	TL-624-2	17.5							3.5		8	361
	TL-624-2	20							4.0		8	361
	TL-634-3	25							5.0		8	361
	TL-644-3	35							7.5		3, 8	361
	TH-654-3	50							10		1, 3, 8	361
	TH-674-2	70							14		1, 3, 8	361

Notes:

- | | |
|--|--|
| <p>1: High band only.</p> <p>2: Low band only.</p> <p>3: Parallel-redundant transmitter</p> <p>4: Parallel-redundant visual PA's.</p> <p>5: Optional rubidium frequency control with stability of 5 parts in 10⁻¹¹/year.</p> <p>6: Stripline tuning of PA stages.</p> | <p>7: Built-in sweep generator for alignment.</p> <p>8: Aural may be multiplexed into visual for emergency operation if aural fails.</p> <p>9: Built-in test equipment includes frequency and modulation monitor, sideband response analyzer and oscilloscope and picture monitors.</p> <p>10: Built-in rf envelope monitor.</p> |
|--|--|

Today eight manufacturers offer more than 50 type-accepted TV transmitters in power ratings from 100 watts to 110 kW. All are broadband and handle color with good linearity. Table 1 lists important specifications for vhf models. Unless footnoted to the contrary, all models will operate on both the low and high vhf bands. Table 2 shows specs for uhf transmitters.

There are two basic systems of visual modulation used today—carrier frequency and intermediate frequency. These two modulation techniques are the basic difference between general transmitter types.

The first technique, carrier-frequency modulation, is the older of the two. It was devised in the 1930's when electronic television first became a reality. It's still used by GE, Marconi, RCA and Standard. The carrier frequency is usually modulated in a high-level stage—1 kW or more. The exception is Marconi equipment, which is modulated at the 10-watt level.

The block diagram of Fig. 1, a simplified layout of the RCA TT-5EH transmitter, is typical of high-level, carrier-frequency modulation. A common exciter simplifies keeping the aural carrier 4.5 MHz above the visual. The master oscil-

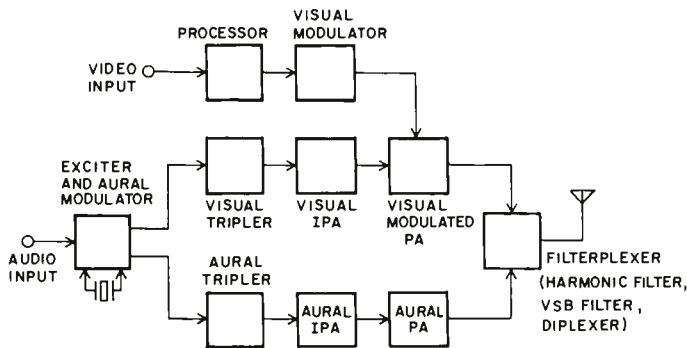


Fig. 1. Conventional carrier-frequency modulation is method used in RCA TT-5EH vhf television transmitter.

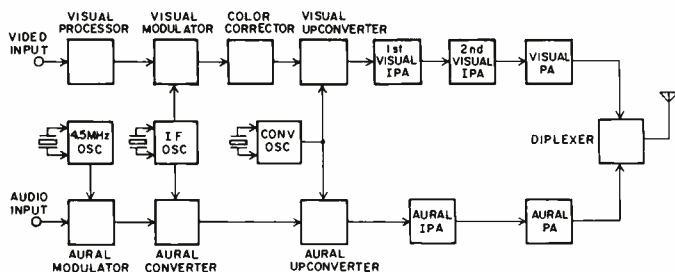


Fig. 2. Newer system is intermediate-frequency modulation as used in Philips vhf television transmitter.

lator operates at 1/36 the visual carrier frequency.

The audio input signal frequency-modulates the aural master oscillator by direct fm, and a feedback loop maintains the oscillator at the design center frequency. Several multiplier stages in two separate chains follow the master oscillator. There are two outputs—the frequency-modulated aural signal and the unmodulated visual rf signal. Each is 1/3 the respective carrier frequency.

Triplers then convert the signals to carrier frequencies, and IPA and PA stages furnish the required power to drive the line and antenna. Note that the visual PA is grid-modulated by the visual modulator. Preceding this stage, the video input signal has been fed through a processor stage for sync stretching and dc clamping.

The outputs from the two PA's are then fed to what RCA calls a Filterplexer. This circuit contains the vestigial sideband filter, the harmonic filter and coupling circuits which isolate the two PA's from each other while coupling both into the line. In other transmitters, there are separate circuits for these functions.

In the example of Fig. 1, the modulated stage is the 5-kw final. In higher-power transmitters using carrier-frequency modulation, the same circuit arrangement is used, but with an additional stage or stages following the modulated stage. Those additional stages are of course, linear amplifiers. Sometimes two tubes in parallel are used to obtain the required output power.

Intermediate Frequency Modulation

Recently, a new system of visual modulation has appeared in transmitters made by Ampex, Gates, Philips and Visual. The block diagram of Fig. 2, a simplified version of the Philips system, illustrates the method.

Three basic oscillators control the various frequencies in the transmitter. The i-f oscillator generates the basic frequency (somewhere in the range 30-40 MHz) used for visual modulation. The 4.5-MHz oscillator output signal is fed to the aural modulator. Modulated 4.5-MHz is then fed to the aural converter, which also receives the i-f signal. Its output is a frequency-modulated signal 4.5 MHz above the visual i-f.

Meanwhile, video signals are fed through a processor for sync stretching and dc clamping, and thence to the visual modulator, which receives its rf from the i-f oscillator. Hence visual modulation takes place at this low-power, low-frequency stage. The next stage is color correction, and the vestigial sideband filter and harmonic filter are also used at this point. Because of the low power level, the filters are physically small, relatively inexpensive, and comparatively easy to adjust.

The desired carrier frequency determines the frequency of the conversion oscillator. It simply furnishes the difference frequency needed to convert the i-f signals to the respective visual and aural carrier frequencies. This conversion is done in the two upconverter stages. The following IPA and PA stages are broadband linear amplifiers.

One advantage of the i-f modulation system is that modulation takes place in a low-level stage in the exciter. As in an fm transmitter, the exciter produces a complete, modulated signal, and you add as much power amplification as you need to produce the desired output power. Thus you can go on the air with the basic exciter and a 1-kw linear PA. When higher power is desired, you simply buy another PA, and continue using the exciter. Furthermore, better group-delay correction can be had at i-f than at carrier frequency.

Just as valuable in TV as in a-m and fm, parallel redundancy minimizes the possibility of being off the air due to transmitter downtime. Another plus—your backup equipment works, rather than standing idle most of the time. There are two kinds of redundancy: PA's and transmitters.

Many TV transmitters use two tubes in parallel as the visual PA stage. If either should fail, you simply run on the remaining tube at half power. But this system offers no protection against failure of the IPA, exciter-modulator or aural transmitter. Thus some manufacturers provide a single, full-power transmitter which is actually two complete, half-power rigs. In operation, a single exciter drives both power amplifiers, with the standby exciter available for switching in when the on-air unit fails.

In Tables 1 and 2, the same specifications apply to all transmitters made by a single manufacturer, with one exception: RCA's new vhf TT-30FL betters the performance of its older brethren.

Some specifications aren't listed and are somewhat similar from line to line. Visual sideband response is generally no more than 0.75 or 1.5 dB from the FCC curve; the FCC limit is 1.5 dB. Visual carrier frequency stability must be ± 1000 Hz, according to the Rules. Most transmitters

Table 2: Uhf TV Transmitters

Manufacturer	Type No.	Visual					Aural					Circle no. on Reader Service Card
		Peak Power kW	Mod. Type ^a	A-m Noise dB ^b	Single Frame Ampl. Var. ^c	Output Pwr. Reg.	Diff. Phase (°)	Diff. Gain dB	Rms Power kW	Harm. Dist.	Notes	
Ampex	TA-10BT	10	f _c	-45	5%	5%	7	2.0	1.5%	8, 9	362	
	TA-15BT	15						3.0		8, 9	362	
	TA-30BT	30						6.0		8, 9	362	
	TA-55BT	55						11		8, 9	362	
	TA-60BT	60						12		2, 8, 9	362	
	TA-100BT	100						20		2, 8, 9	362	
GE	TT-55-B	0.1	f _c	-49	3%	5%	3	0.5	0.06	0.5%	7	363
	TT-56-B	15						3.5		7	363	
	TT-57-B	30						7.0		7	363	
	TT-59-B	55						11.5		7	363	
	TT-61-B	60						13.2		4, 7	363	
	TT-62-B	110						22		4, 7	363	
Marconi	BO501	25	f _c	-50	2%	2.5%	3	0.5	2.5			364
	BO500	50						12.5	1.5%	3	364	
RCA	TTU-2A	2	f _c	-48	3%	7%	6	1.5	0.225			365
	TTU-10A	10						-2.8	1.0%			365
	TTU-30A	30						0.225		4	365	
	TTU-50C	55						-2.8				365
	TTU-50C1	55						3.3				365
	TTU-110A	110						-17				365
	TTU-110A	110					3%		6-16		4	365
Visual	VTU-30A	30	i-f	-50	1%	3%	3	0.5	6-16		3	365
	VTU-55A	55						12-24		3	365	
								3-6	0.3%	8	366	
								6-11		8	366	

Notes:

a: i-f: intermediate frequency; f_c: carrier frequency.

b: Rms value below 100% modulation.

c: Referred to sync peak.

1: High band only.

2: Low band only.

3: Parallel-redundant transmitter.

4: Parallel-redundant visual PA's

5: Optional rubidium frequency control with stability of 5 parts in 10⁻¹¹/year.

6: Stripline tuning of PA stages.

7: Built-in sweep generator for alignment.

8: Aural may be multiplexed into visual for emergency operation if aural fails.

9: Built-in test equipment includes frequency and modulation monitor, sideband response analyzer and oscilloscope and picture monitors.

10: Built-in rf envelope monitor.

manage 250 Hz on vhf and 500 Hz on uhf. Not so RCA; except for the new TT-30FL (500 Hz), all its rigs are specified at the 1000-Hz limit. The FCC specifies the aural carrier stability as ±1000 Hz of 4.5 MHz above the visual. Most manufacturers manage 500 Hz.

The modulation capability of most transmitters is specified as reference white, or 12.5 ±2.5 percent. RCA's TT-30FL makes it 10 percent, Gates claims 3 percent, and Ampex and Philips state zero percent.

Visual envelope delay tolerance is specified in three areas: 0.2-2.1 MHz; 3.58 MHz; and 4.18 MHz. The quoted figures, all in nanoseconds, are as follows: Visual, 50/20/50; Ampex and Philips, 60/30/60; Gates, 70/35/70; Standard, 75/40/75; GE and RCA, 80/40/80.

FCC rules require that harmonic attenuation below 100 percent visual modulation be at least 60 dB. All transmitters meet or exceed this value.

Best figure is 80 dB, claimed for the Gates line and RCA's TT-30FL.

Aural frequency response of all transmitters is within 0.5 or 1.0 dB of the 75-μsec preemphasis curve. Aural fm noise is 60 dB down, and aural a-m noise 50 dB down, both from 100-percent modulation, or carrier deviation of 25 kHz.

All transmitters are capable of optional remote control; all have automatic recycling under overload; all have regulation of low-voltage power supplies; most have some form of interlocked starting sequence involving the blowers, the filament and plate supplies.

Except for the older RCA transmitters, all exciters are solid-state, sometimes even including the output stages. Power supplies use silicon rectifier stacks. The principal difference between vhf and uhf transmitters is that the PA in a uhf rig is usually a klystron, and the driver is often a traveling-wave tube.

BM/E



BM/E Photo

One show's panel: Rudolf Steiner, Sonia Francis, Rev. Dana F. Kennedy, host Bill Burtenshaw. Producer is Daniel Fricks.

New Talk Show Hits Problems Head-on

Aired as a free public service, "Suggested Solutions" is an informative panel idea exchange that touches on some of today's stickiest social problems.

RADIO FORMATS today are generally in three categories: music, talk, and variety. And there are roughly three types of talk shows: the studio interview or panel discussion; the audience phone-in; and a combination of the above.

Probably the most interesting talk format is the controversial panel discussion. A current example of this program type is called "Suggested Solutions," a series of 24-minute noncommercial and free taped shows just starting on several hundred U.S. stations. Three proposals discussed on the program indicate its breadth: denial of bail for crimes of violence and vandalism; drugs made available to addicts for 25¢; and labor camps in the Pacific for second offenders.

The program's title comes from a book by that name written several years ago by iconoclastic puzzle manufacturer Rudolf Steiner. An unorthodox man with ideas from both the Old Right and the New Left, Steiner proposed radically different solutions to many social problems. After his book came out, he was interviewed on several radio and TV talk shows, and made an LP on the same theme. At Philadelphia's WCAU Radio, Steiner debated opposite Bill Burtenshaw, a New York program producer. Later Burtenshaw proposed to the NAB a panel-discussion program featuring Steiner and his ideas. Several stations liked the idea, and in July, 1969 the first show was taped and mailed to a few stations.

Series Is Free

Burtenshaw then placed an ad in a trade magazine offering a series of 26 programs, each 24 minutes long, in either mono or stereo, available without charge as a public service. "Frankly," says Burtenshaw, "I'm hoping to attract sufficient interest in this series to put together a similar, commercial program on television. In this business you have to gamble to make money."

Burtenshaw moderates the show, and Steiner introduces his unusual solutions to the panel,

which includes: the Rev. Dana F. Kennedy, who represents conventional viewpoints; John W. Best, a public-relations man and professional party planner; Budd Hallowell, who introduced the Beatles in the U.S.; and a teenage girl reporter. (The teenager is Lynne Brunton, 18, on some programs, and Laura Fulton, 19, on others.)

Panel members generally know each other, and are not experts in any particular field, but are laymen instead. Although the topics are controversial, the panel members are polite, following ground rules and avoiding *ad hominem* arguments.

BM/E asked Burtenshaw about possible obscenities during a discussion. "It hasn't happened so far," he said, "and I doubt that it will; these people are fairly friendly. However, if someone accidentally used an unbroadcastable word, we'd clip it out of the tape before we released the program." We also queried Burtenshaw about the possibility of a program causing someone to invoke the Fairness Doctrine against a station carrying it. "I doubt that, too," he said. "We've deliberately balanced our panel to avoid slanting."

In late September, Burtenshaw had 13 shows in the can, taped in a radio studio. The next 13 programs were to be taped in Vesuvio's Restaurant in New York City. Burtenshaw believes the atmosphere of people eating and drinking contributes to the spontaneity of the show.

"Suggested Solutions" premiered August 3 on New York's WPIX-FM. Next, it was picked up by the Mutual Broadcasting System, starting October 5. The net carries it as a public service, under the auspices of the New Jersey Council of Churches. Some 90 other stations have scheduled it in cities where the Mutual affiliate didn't. And some 26 college fm stations are airing the show. Markets covered at this writing include New York, Chicago, Los Angeles, Philadelphia, Baltimore, New Orleans and Portland (Oregon).

For more information and availabilities write to: Radio & TV Roundup Productions, 111 Maplewood Ave., Maplewood, N.J. 07040. **BM/E**

Look at the Difference



Unretouched photographs of 21" studio monitor. Photographic data: Rolleiflex C-3, CPS color negative film — ASA 100, 1/15 second at: f/5.6

...after 3M Color Dropout Compensation

Here's what 3M's Color Dropout Compensator does for your VTR reproduction:

Look at this unretouched composite photograph of a studio monitor. It shows, at the left, a videotape playback with 13 electronically recorded-in dropouts. These dropouts were created by a special test generator which attenuates the RF level to the record driver. On the right, these dropouts have been completely restored by the DOC.


The black dropouts shown on the left are followed by a complete loss of color-lock in the direct color recovery equipment. Since these dropouts include horizontal sync and color burst, they cause transient color flashing not ordinarily attributed to the dropouts themselves. Even shallow dropouts can create a similar problem due to loss of side-band information.

Only the 3M Color DOC corrects all these effects.

After compensation, note the precise color match and complete freedom from switching transients. Also, the dropout disturbance to the time correction unit has been eliminated. Proc amp and

servo stability are improved to such a degree that it is possible to play this tape in full intersync or pixloc mode.

In the compensated half of the photo, compare the replacement material with the original signal two scan lines above the dropout due to a *complete* frame being photographed. Try to find the 13 switching transients.




The 3M Color Dropout Compensator is the only system available that can provide proper color and luminance replacement. For details write for the booklet, "Compensating for Dropouts in Color Television Recording."

Mincom Division **3M**
COMPANY
300 SOUTH LEWIS ROAD • CAMARILLO, CALIFORNIA 93010

BROADCAST EQUIPMENT

VSWR meter/alarm

This device protects fm or TV station




from excessive VSWR on antenna due to icing, loss of air pressure,

etc., which might cause damage to transmitter. VSWR Watchdog by CCA Electronics Corp. includes meter which indicates VSWR and a meter relay which turns off transmitter and triggers built-in visible and audible alarms. Overload point may be set by user. May be reset from either local or remote point. Price: \$345.

Circle 284 on Reader Service Card

Video editor

Designed to be used with broadcast quadruplex VTRs, the Vidicue 5000 editing system by Datatron uses a computer to direct tape editing. System will handle one, two, or three machines. More machines may be controlled by adding an optional accessory. Four basic modes are per-




form: cue/preview, control of single machine; sequential edit, assembly of scenes on the record tape from the playback; insert edit of new material on a prerecorded tape; and A-B roll, involving precise control and sync of three machines for effects. Control is a 30 pps code of 600 Hz frequency which is recorded on the VTR cue track.

Circle 299 on Reader Service Card

CATV demodulator

Converting color or black-and-white TV signals to video, the model 4500 demodulator uses plug-in rf converters for channels 2 through 13. Con-



version quality corresponds to a K factor of 2 percent or better on a 2T pulse. Has full chrominance amplitude with low chrominance/luminance delay difference of 50 ns. Video S/N better than 50 dB at 0 dBmV signal input level. Differential phase is 3° maximum. The demodulator may be used to analyze video waveforms, evaluate VITS and measure noise and color burst levels on carrier signals. Price is \$990 for demodulator; \$295 for each rf plug-in. Telemet, Inc.

Circle 292 on Reader Service Card


FET input scopes

Series 54 oscilloscopes have basic specifications of: vertical bandwidth from dc to 10 MHz; deflection factors from 10 mV/cm to 50 V/cm in 12 steps; sweep rates, from 200 nsec/cm to 2 sec/cm in 22 steps. Made by Telequipment Ltd., English subsidiary of Tektronix, series includes dual-trace model D54 (\$550), single-trace S54A (\$435), and S54U (\$685), which is capable of being operated from internal batteries or external dc source, as well as from ac line. All inputs use FETs for maximum isolation.

Circle 303 on Reader Service Card

Hum stop coil

Specially wound toroid coil HSC-1 from Audio-Video Engineering Co. eliminates hum and other interference in video lines caused by differ-




ence in ground potential between studio and remote or similar situation. The device is a completely passive and reversible, with no measurable deterioration of signals over the entire video bandwidth of dc to 6 MHz. Handles color as well as black and white. Price is \$100.

Circle 309 on Reader Service Card

Uhf TV sideband filter

Vestigial sideband filter for TV transmitter use is made with instrument type $\pi/2$ hybrids, resulting in small package size so unit may be mounted inside final amplifier cabinet. Insertion loss is $3/4$ dB at visual frequency and $1/2$ dB over visual passband. Re-



jection of color subcarrier is 30 dB. VSWR is 1.1 over 5 MHz visual passband. Unit is made by Micro Communications, Inc.

Circle 305 on Reader Service Card

IC Building Blocks


SL 600 series of communications circuits are IC's in TO-5 cans. Line includes SL 610 and SL 611 rf am-

plifiers, SL 612 i.f. amplifier, SL 620 and SL 621 age generators, SL 630 microphone/headphone amplifier, SL 640 and SL 641 double balanced modulators. Series was designed and built in England by Plessey Microelectronics for use in a SSB communications receiver, and is now available in U.S. in single quantities and up. Only tuned circuits, inductors, and power supply needed to complete these circuits. These products are marketed in the U.S. only by Plessey Electronics Corporation.

Circle 312 on Reader Service Card

CATV amplifier

A two-way amplifier, the Unicom, accepts various modules which make it a trunk amplifier, a combination trunk-bridging amplifier or distribu-



tion amplifier. AGC and temperature control modules are also available. Further modules may be added which provide two-way communications, remote status monitoring for individual amplifiers, extra plant for dual cable operation, or standby plant to insure against breakdown. Cascade Electronics, Ltd.

Circle 296 on Reader Service Card

TV receiver/monitor

The Educator model 2100 VTR is an all-channel black-and-white TV receiver and monitor. It has a 75-ohm video input and a similar video output, thus can drive or be driven by a VTR or similar device. Video input and output are 1.0-1.5 V composite with negative sync. Audio input is low-level, high-impedance. Screen is 22 in. diagonal with anti-glare faceplate. A lockable door covers front-panel controls to prevent unauthorized use. List price is \$369.95 for 1-5; price for 6 or more units is \$363.50. SC Electronics Inc.

Circle 297 on Reader Service Card

CCTV VTR

Remote control, electronic editing, and video/audio AGC are some features of helical-scan model VTR-720 video tape recorder by Concord

Electronics Corp. It may be programmed to automatically record or play back on a continuous basis, or for a selected time period. It auto-




matically records or plays back, stops, rewinds, then begins again, or shuts off automatically, ready for the next use. Format is 1/2-in. tape, 12 ips tape-to-head speed. Price is under \$1400.

Circle 304 on Reader Service Card


Counter/timer

Using a nine-digit readout featuring a light-emitting numeric display, the model 1100 programmable universal counter/timer by Monsanto Electronics has a measurement range up to 150 MHz. It totalizes from 0 to 10⁸ and is prescaled from 10 to

Spotmaster Multiple Cartridge Playback Units



Ten • Spot Model 610B



Five • Spot Model 605B

... bringing a new dimension to pushbutton broadcasting

Spotmaster Ten • Spot (holding 10 cartridges) and Five • Spot (holding five) will reproduce any NAB Type A or B cartridge instantly at the push of a button . . . at random or in sequence. They may be operated manually or incorporated into programmed automation systems, using one, two or three NAB standard electronic cueing tones.

The Ten • Spot is designed for 19" rack mounting while the Five • Spot is available either in an attractive walnut-finished case or with a 19" front panel containing a cartridge storage cubicle. Both are backed by Spotmaster's iron-clad full-year guarantee.

For further information about these and other Spotmaster cartridge tape units, call or write today. Remember, Broadcast Electronics is the No. 1 designer/producer of broadcast quality cartridge tape equipment . . . worldwide!



BROADCAST ELECTRONICS, INC.

8810 Brookville Road, Silver Spring, Maryland 20910; Area Code 301, 588-4983



Circle 117 on Reader Service Card

the most accurate



plus (or minus)



The solid-state BELAR TVM-1 TV Aural Modulation Monitor is all you need to accurately monitor your TV sound ... program peaks and all. Only BELAR measures positive and negative polarities simultaneously and registers the greater of the two on both the peak meter and peak flasher. Exclusive polarity lamps work in conjunction with the true peak meter and peak flasher to give totally accurate TV modulation monitoring.

Whether UHF or VHF, the full-range TVM-1 Monitor will take care of your signal. And it includes a built-in modulation calibrator. For SCA, simply plug in BELAR's SCA Frequency and Modulation Monitor.

For the most accurate, plus OR minus, call Arno Meyer at

BELAR

BELAR ELECTRONICS LABORATORY, INC., DEPT. BM-10
BOX 83, UPPER DARBY, PA. 19084 • (215) 789-0550

Circle 118 on Reader Service Card



10^{15} . Frequency ratio is measured from 10^{-8} to 10^8 . Period average is from $0.1 \mu\text{s}$ to 1 second and period is measured from $1 \mu\text{s}$ to 10^8 sec. Time interval is measured from $0.1 \mu\text{s}$ to 10^8 sec. The standard clock is oven-stabilized and has stability of 7 parts in 10^8 per week or one part in 10^8 per day. Remote programming of time base selection, function selection, start/stop operation, trigger level, slope selection and display. Price: \$1975.

Circle 281 on Reader Service Card


Film conditioner

Type CF2 ultrasonic film conditioning system cleans and coats TV film before projection. Also removes static and renders brittle film more pliable. Film may more safely be stored following cleaning and processing. Lipsner-Smith Corp.

Circle 287 on Reader Service Card

Color TV modulator

This top-of-the-line modulator for CATV service is solid-state and will accept either local or microwave input. Model CTM-2500 from Catel Corp. has an envelope delay equal-




izing network which produces phase equalized color video standards. Video carrier frequency is crystal controlled to maintain stability of .001 percent, and audio center frequency is AFC controlled to insure maximum drift of 2 kHz. List price is \$1050 and unit carries one-year warranty.


Circle 293 on Reader Service Card

Headend uhf antenna

Long-periodic antenna covers entire uhf TV band with minimum gain of



Absolutely the World's Greatest Radio Promo Sourcebook!



Bound in handsome 3-ring binder

The difference between a really successful radio station and one just a step or two above the mediocre is usually publicity and promotion—either the lack of it, or the wrong approach. Countless stations plod along year after year with just barely noticeable improvement, while many potential listeners are hardly aware of their existence. Then, there are the stations that seem to be on top—everybody talks about them—they sound involved with the community, and the financial picture usually matches, too.

Promotion is the keyword—the basic reason one station excels over another, all else being equal. Promotion is an important part—an integral part—of today's radio. Using the right approach you can give listeners a reason to tune in, a reason to keep listening, and at the same time make your station more sales-worthy.

True, few stations can afford a full-time staff of promotion experts, so here's the answer—a comprehensive handbook of hundreds of unique, exciting individual promotions, contests, stunts, station and personality promos, etc. In each case, complete "nuts and bolts" details—how it works, copy details, prizes, sponsors, tie-ins—are included to enable you to adapt the idea to your own station format or sound. The author doesn't merely describe a promo or contest with a paragraph or two—he presents a synopsis of practical information, then provides complete instructions on how to plan it, sell it and program it.

Covering 9 basic categories, the all-encompassing, audience-building contents include contests, outside stunts, fun promotions, special station promotions, promotions for special days, weeks, and months (categorized month by month), station anniversary promotions, on-air themes, plus general station and personality promos.

Additional Sections are a source of fresh new ideas, offering quickie humor material, station IDs, humorous show openers, and much, much more.

The first Section—Contests—provides invaluable data on all types of promotions—year-long ones, short ones running only a week or two, and contests that can be expanded and tailored to your own circumstances. Each one is designed to involve and absorb your audience.

Section two—Outside Stunts—presents many out-of-the-ordinary schemes for any season or climate; for any age group plus stunts of a general nature.

- ★ A GIANT 500-page Handbook—a virtual promotion encyclopedia!
- ★ Over 250,000 words with all the promo ideas you'll ever need!
- ★ Over 1500 on air promo themes adaptable to any format!
- ★ Contains over 350 contests, stunts, station and personality promos!
- ★ SAVE \$5.00 on this Special Prepub Offer—see details below.

BRAND-NEW and up-to-date—geared to TODAY'S radio needs! Here's the MUST book for stations wanting to attract more listeners, boost ratings, increase sales and profits. HANDBOOK OF RADIO PUBLICITY & PROMOTION contains just about all the sure-fire promotion and publicity ideas a radio station might ever need—hundreds of specific plans that can be profitably used by any station. One idea alone of the hundreds offered can be worth many times the small cost of this indispensable sourcebook.

The Fun Promotions Section covers a variety of unusual techniques for seasonal and year-round use involving names, traffic safety, secretaries, husbands, wives, superstitions, wards, cleanup time, weather etc.

Section four offers tested and proven special station promotions designed to involve all facets of community activities and endeavors.

Section five contains special promotions for every month of the year, as well as a variety of station anniversary promotions.

Sections on general station and personality promos suggest ways to accent news, weather, and other programming specialties, plus various techniques of calling attention to your on-air people. Also, the humor material will help add pizzazz to DJ shows and to program openings and closings.

Yes, HANDBOOK OF RADIO PUBLICITY & PROMOTION by radio promotion expert Jack McDonald, is an indispensable volume needed by every radio station, regardless of format or philosophy. It's a tremendous thesaurus loaded with hundreds of ideas and suggestions to involve your audience, and to put extra jingle in the cash register! No station library is complete without it!

"Handbook of Radio Publicity & Promotion" is published to sell at \$29.95. But, if you order now you can save \$5.00. The Special Prepublication price of only \$24.95 prevails through Jan. 31, 1970.

We GUARANTEE this book will be the most valuable your station has ever purchased! Order today at our risk for FREE Examination. SEND NO MONEY! Simply fill in and mail the handy NO-RISK coupon below to receive your own copy of this invaluable volume!

Other Helpful Books On Broadcasting For Every Station!

MANAGING TODAY'S RADIO STATION



The orientation is business—the language is dollars and cents—the object is a profitable financial statement. No radio station should be without this practical all-encompassing guide to operating a professional, commercial broadcasting facility. Analytic and interpretive in its content, the book is uniquely written and easy-to-understand. Based on actual experience, the content will enable you to handle day-to-day problems as well as plan future growth for tomorrow. This invaluable text will be worth its small cost many times over. Also, this volume is perhaps the only current source of information on selling radio, 288 pps., Hardbound.

Order No. 461only \$12.95

THE MAN BEHIND THE MIKE



by Hal Fisher. This "Guide to Professional Broadcast Announcing" offers the practical help you need. Use of the down-to-earth pointers in this massive 288-page volume will help both seasoned veterans and "green" announcers. Offers practical guidance on every phase of announcing. Contains over 40 drills to spark interest. Tells how to develop true professional talents. Managers and program directors will find a wealth of data to guide them. 288 pps; 21 Ch.

Order No. 266only \$7.95

RADIO NEWS HANDBOOK



by David Dary, News Div., Studio B/C Sys. A real treasure-chest of ideas to improve and enhance newcasts. Serves not only as a day-to-day guide, but also as a source of vital info. Provides solid grounding in radio news basics, mechanics, and style, plus details on the working of a radio newsroom. This single volume provides a wealth of practical knowledge, illustrated by scores of photos. Covers news sources, mobile news, editorializing, law and the news, etc. 176 pps; 8 Chapters; Heavily illus. Hardbound.

Order No. 216only \$7.95

RADIO SALES PROMOTIONS



300 Merchandise-Moving Ideas! A compendium of more than 300 creative selling ideas designed exclusively for radio stations. Here are sales tools that work! A vast supply of ready-to-use ideas for producing sales in 43 categories, from air conditioners to washing machines. Based on the premise that radio time must make a sponsor's cash register ring, here are powerful, positive ideas that will do just that... and add thousands of dollars of revenue to your own till in the process. Unbelievable? Try them for yourself and see... on our money-back guarantee. BIG 8 1/2" x 11" size.

Order T 214only \$10.00

PUBLISHER'S GUARANTEE

Put the information in these books to work for you for 10 days. If they don't prove to be worth several times their cost, return them and we'll cancel invoice.

NO RISK COUPON—MAIL TODAY

TAB BOOKS, Blue Ridge Summit, Pa. 17214
 Please send me copies of HANDBOOK OF RADIO PUBLICITY & PROMOTION at the Special Prepublication price of only \$24.95 (10% additional discount on 3 or more copies.)
 Also send me 461 266 216 214
 I enclose \$..... Please invoice on 10-day FREE trial
 Name
 Company
 Address
 City State Zip
 SAVE POSTAGE by remitting with order. B17

ATTER
al Continuity
ial Anno
rcial Promotional Anno
Commercial Promotional Anno
entification
Service Anno
ed As Sponsored
cal Reproduction Anno



METRO CITY, U.S.A.

PROGRAM LOG

PAGE 1 DAY Wed DATE 12/3/69
Eastern Standard Time Eastern Daylight Time

SOURCE

orded
work
note

uncer or Operator *John H.*
(Full Name)

uncer or Operator *Barry Neil Dilson*
(Full Name)


IN FI ON E	PROGRAM TIME		PROGRAM TITLE-SPONSOR	SCHEDULED LENGTH	
	ON	OFF		COMMERCIAL MIN. SEC.	NON-COM'L MIN. SEC.
30	6:30	6:59:30	WAKE-UP (PART 1)	1	3
	6:59:30	7:00	Harewick Carpets Cancer Spot Deal Shoes NEWS	30	
	7:01	7:02	1st NA	1	

PROGRAM T
A—Agricul
E—Entert
N—News
PA—Publ
R—Religi
I—Instru
S—Sport
O—Othe
EDIT—
POL—
ED—E

12.5 dB over isotropic source. Front-to-back ratio is 25 dB or better, while side lobes are attenuated minimum of 30 dB. Called the Mini-Channeler, antenna is priced at \$228. Scientific-Atlanta, Inc.
Circle 294 on Reader Service Card

24-track player


Ampex model MM-1005 tape machine is a playback-only version of multi-track recorder, available in 8-, 16-, and 24-track versions. The ma-



chine is intended for mix-down duty when converting multi-track tapes to mono or two-track stereo, thus freeing multi-track recorders for recording. Cost varies from \$11,500 to \$22,750, depending on options and track configuration.

Circle 306 on Reader Service Card

the
end of
unscheduled
sign-offs!



The only time AEL's FM-20KB transmitter stops transmitting, is when you want it to.

The FM-20KB provides failsafe transmission around the clock with built-in standby capabilities, and easy access cabinet filled with the latest in efficient, reliable features:

- Two Tube Design
- New Solid State Exciter
- Low Interstage VSWR

Get in touch with AEL and we'll tell you about all our AM and FM broadcast equipment.



transmitter
capability

AMERICAN ELECTRONIC LABORATORIES, INC.
P.O. Box 552 • Lansdale, Pa. 19446 • (215) 822-2929 • TWX: 510-661-4976 • Cable: AMERLAB

Circle 120 on Reader Service Card

Miniature earset

Designed for on-camera use by TV newsmen, announcers, and similar personnel, the Announcers Earset by Telex Communications Division is available with either 500 or 2000 ohms impedance, and three sizes of earmolds. A volume control allows the user to adjust gain to a comfortable level. When driven by 1 mW the earset produces a nominal 117 dB SPL at the ear. Frequency response is ± 3 dB from 70 to 3200 Hz. Earset alone costs \$12.46; with volume control, \$14.70.

Circle 298 on Reader Service Card

Stereo equalizer


Ten octave band level controls are provided in each of the two channels of the Frequency Balance Control by Advent Corp. Device handles either stereo or mono, and level controls operate between 20 and 20,480 Hz. Allows flexible equalizing of any program source, or to equalize speech-reinforcement system in a hall. Equalizer may be switched out to provide straight-through amplification. Price is \$200.

Circle 288 on Reader Service Card

NEW

CF₂ FILM CONDITIONING SYSTEM FOR TELEVISION STATIONS

The NEW CF₂ film conditioning system automatically — CLEANS — LUBRICATES — COATS — CONDITIONS motion picture film, providing full brilliance, resolution and clarity to soiled and damaged films and commercials for TV transmission.



COATS—fills film scratches and surface defects, preventing further build-up of dirt, and uniformly coats both cell and emulsion sides.

CLEANS—ultrasonic cleaning removes all surface contamination, even from scratches and abrasions, providing clean, static-free film.

LUBRICATES—makes brittle film pliable, less liable to cracking, breaking and sprocket slippage during transmission.

Drastic reduction in kinescope maintenance costs by reducing projector wear caused by abrasive film, particularly on film gates.

CF₂ pre-projection run-through permits inspection and repair of open splicing and broken perforations eliminating embarrassing and expensive downtime while "on the air".

After conditioning, film may be stored for prolonged periods of time, available for immediate re-use.

This new system was developed from the patented Lipsner-Smith CF₂ Ultrasonic Film Cleaner which is "standard equipment" in every major film laboratory in the U.S. and 46 other countries the world over.

For full details, write or call




LIPSNER-SMITH CORPORATION
7334 No. Clark St., Chicago, Ill. 60626 • 312 • 338-3040

11803

Circle 121 on Reader Service Card

For a top job in broadcasting . . . get a **FIRST CLASS FCC LICENSE** ...or your money back!



YOUR key to future success in electronics is a First-Class FCC License. It will permit you to operate and maintain transmitting equipment used in aviation, broadcasting, marine, microwave, mobile communications, or Citizens-Band. Cleveland Institute home study is the ideal way to get your FCC License. Here's why:

Our electronics course will *quickly* prepare you for a First-Class FCC License. Should you fail to pass the FCC examination after completing your course, you will get a *full refund* of all tuition payments. You get an FCC License . . . or your money back!

And only CIE offers you new, up-to-the-minute lessons in all these subjects: Logical Troubleshooting, Microminiaturization, Single Sideband Technique, Pulse Theory and Application, Boolean Algebra, and many more.

You owe it to yourself, your family, your future to get the complete details on our "proven effective" Cleveland Institute home study. Just send the coupon below for **FREE** book or write to Cleveland Institute of Electronics, 1776 E. 17th St., Dept. BM-23, Cleveland, Ohio 44114.

ENROLL UNDER NEW G.I. BILL

All CIE courses are available under the new G.I. Bill. If you served on active duty since January 31, 1955, or are in service now, check box in coupon for G.I. Bill information.



MAIL COUPON TODAY FOR FREE BOOK

CIE Cleveland Institute
of Electronics
1776 East 17th Street, Cleveland, Ohio 44114

Please send me your **FREE** book, "How To Get A Commercial FCC License."

Name _____ (please print)

Address _____

City _____ State _____ Zip _____


Occupation _____ Age _____

Check here for G.I. Bill information.

Accredited Member National Home Study Council
A Leader in Electronics Training . . . since 1934 BM-23

Circle 122 on Reader Service Card

For the Program Director who wants everything...




Total Automation means:

- Pre-programming up to 24 hours in advance from
- 12 separate audio sources with the new

AR-1000 AUTOMATION SYSTEM

The new AR-1000 is an all solid-state, modular designed, total automation system that provides the ultimate in programming flexibility to meet any format requirements. It permits any station to readily individualize its programming up to 24 hours in advance, from up to 12 audio sources, and enables format changes to be made quickly and easily. The AR-1000 features all plug-in circuit elements, independent power supplies, photo-cell audio switching with full overlap, and built-in facilities for network joining. For real-time program logging, an all solid-state digital logger is also available.

NOW AVAILABLE... ...RANDOM SELECTION OF 500 EVENTS FROM UP TO 9 CAROUSELS



- Readily expandable to 1000 events
- Simplified push-button operation
- Easily programmed while "on the air"
- Direct visual display of current and next event
- All solid-state memories for high reliability
- Compact 5 1/4" panel height

For complete information, write or call:

BROADCAST PRODUCTS COMPANY, INC.

12330 Wilkins Avenue Rockville, Maryland 20852 (301) 933-3400

CROSS-TALK

Dear BM/E:

Bravo for your July editorial! We agree with you 100 percent, even though we, as broadcasters, aren't in the cable business nor do we have an interest in pay TV.

We have maintained from the beginning that the NAB was doing its members a great disservice by fighting CATV and pay TV. Any effort to outlaw either of these is restraint of trade and a huge blow to free enterprise.

We are becoming more and more disenchanted with the NAB. The Code Board's recent action to phase out cigarette advertising is just another example of the way "our" trade association is yielding to government pressures and writing an end to the American system.

Robert A. Gates
General Manager
Station WFAH
Alliance, Ohio

Dear BM/E:

Regarding the article, "Phase Correction Holds Colors Steady," written by Rolf Drucker in your September issue, I'd like to point out a small discrepancy. Figure 2 shows the application of automatic delay lines to a video switcher. As shown, timing correction in the mix and effects busses is done by switching delay lines in and out.

If mix is feeding effects, then the delay lines ahead of mix are removed from the circuit, and vice versa. In such a case, use of the ADL isn't needed, and if ADLs are used as shown, they'll try to remove the effect of this necessary delay switching, since they appear to be referenced to a common subcarrier source whose phase is not corrected.

It would seem more reasonable for the automatic delay lines to correct video input phase errors by including ADLs in the primary busses Mix "A," Mix "B," Effects "A" and Effects "B." Alternatively, the delay-line switching could be eliminated, allowing the ADLs to take care of the double re-entry timing correction. In such a case, the ADLs must reach full correction within a period of one or two TV lines.


Ken P. Davies
Manager, Product Planning
Central Dynamics Ltd.
Pointe Claire, Quebec

Rolf Drucker's comments:
"Mr. Davies' observation is astute, and the point he raises was carefully

2x2 slide projectors for the television film chain

by **SELECTROSLIDE**

Spindler & Sauppe offers the broadest line of slide projectors for the television industry . . . seven models in all. There's one to fit your requirements exactly: color or monochrome; uniplex or multiplex; forward or reverse actuation; sequential or random access operation; 16-slide to 96-slide capacity. All built to the highest professional standards. Write for complete information.



SPECTRUM 32: The most advanced slide projector available. 32 slide, for color or monochrome chains. Many exclusive features.



MODEL 332: Workhorse of the industry, now improved. 32 slide, for monochrome chains. Model 322: single turret for 16 slides, monochrome or color.



MODEL SLX-TV: 96 slide, random access. **SLS-TV:** 48 slide, random access. **SLD-TV:** 96 slide, sequential. **SL-TV:** 48 slide, sequential. **SLR-TV:** 48 slide, sequential forward/reverse. All for monochrome or color chains.




spindler & sauppé inc.
1329 grand central
avenue / glendale
california / 91201

Circle 124 on Reader Service Card

Primo
—A Leader in Microphone Field—

UD-900 UNI-DIRECTIONAL MICROPHONE (with tone control)



SPECIFICATIONS:

- Cartridge: DM-49
- Impedance: 600 ohms
- Sensitivity: -73db ±2db/μ bar
- Frequency Response: 50 to 15000Hz ±5db
- Dimensions: 50mm dia, 250 mm Length

* For further information please write to:

PRIMO COMPANY LTD.

Head Office: 25-1, 6-chome, Mure, Mitakashi, Tokyo, Japan Tel. 0422-43-3121~7
Cable: "Primo Musashino Mitaka" Telex: 2822-326 PRIMO MUS
Chicago Illinois Office: A.P.T. No.204, 530 W. Surf. St., Chicago Illinois 60657,
U.S.A. Tel. 312-472,6142 Telex: 25-4225 PRIMO MUS CGOILLUSA

Circle 125 on Reader Service Card

Operating remote control? Be safe and sure with the



NEW! ALL SOLID-STATE RF AMPLIFIER FROM WILKINSON!

Features of the Model TRF 1A:

- VERY LOW DISTORTION AND CARRIER SHIFT
- BROAD GAIN CHARACTERISTICS
- EXTREME STABILITY • EXCELLENT SELECTIVITY
- ULTRA LINEARITY

For complete details write:

**WILKINSON
ELECTRONICS, INC.**

1937 MacDADE BLVD.
WOODLYN, PA. 19094

PHONE (215) 874-5236 874-5237

Circle 126 on Reader Service Card

Perfect Your CCTV System with COSMICAR[®] lenses



Focal length 15~145mm
Aperture f/2.5

A new member to the superb COSMICAR lens family!!

The most efficient 10:1 zoom lens, unmatched for its optimum performance, both optically and mechanically with impeccable definition and resolution throughout its entire zoom range.

Also available are scores of other lenses, ranging from 8.5mm to 1,000mm telephoto, zoom and those motordriven among them, for immediate delivery, after being tailored to your specifications.



COSMICAR OPTICAL CO., LTD.

568, Shimoochiai, 2-chome, Shinjuku-ku,
Tokyo, Japan

Cable Address: "MOVIEKINO TOKYO"
Circle 127 on Reader Service Card

considered when preparing the design shown in Figure 2 in the article. However, the delay networks D_E and D_M assure an equal video path length through all decks of the switcher. Thus there will be no phase error as seen by the ADLs following them.

"Should two signals enter the switcher with different subcarrier phase, the equal path length maintained by D_E and D_M will pass this difference on to the ADL which will then correct for it. The ADL will also correct for any small change in the delay of the mix or effects amplifiers.

"Keep in mind also that the delay network D_E , which makes up for the delay of an effects amplifier, is substantial, and beyond the range of the present ADL. New automatic delay lines with greater range are presently being developed. When these are available, and if they are referenced to raster timing as well as to subcarrier phase, and can correct fast enough, they will be able to do away with D_E and D_M ."

Dear BM/E:

In a recent issue, you ran an editorial about piracy of SCA signals. As a background music operator, I am of course quite in favor of your comments, and was most interested to see you take this position editorially.

I would question your statement. "There's nothing clearly illegal about such sales and use, nor is there anything to stop a pirate from using these handy equipment sources." On August 5, the FCC made it clear that the Commission is of the opinion that the "unauthorized home use of the device would also fall within the interception and beneficial use prescriptions of Section 605." It is the Commission's opinion that any SCA communication which is intercepted without the consent of the originating station is a violation of Section 605.


We in the business have been successful in several instances of taking to task various pirates and effecting a judgment against them. In the case of the Lafayette Radio, they were, in my opinion, clearly slanting this to home usage where, of course, the Commission and ourselves maintain it is illegal to do this without our permission. You have only to pursue the various electronic magazines and from time to time you will see other people who are advertising the sale of this type of adapter and/or receiver under the guise that you can use it freely in the home to intercept the SCA services. Our ultimate goal is to dissuade the people from this illegal usage of such signals.

Robert W. Flanders
Director of Engineering
WFBM
Indianapolis, Ind.

*We agree with you in principle
but not in fact. Nowhere does the*

HIGH POWER DIPLEXER

USE THESE ECONOMICAL
LOW COST UNITS TO CON-
NECT THE VISUAL AND
AURAL TRANSMITTER.
AVAILABLE AT UHF OR
VHF FREQUENCIES. POWER
RATINGS UP TO 110 KW.



Model 41005

Frequency: Channel 14 to 83
Insertion Loss: 0.2 dB (visual)
0.5 dB (aural)

Crossover Isolation: 30 dB
VSWR: 1.1 (visual band)
1.08 (aural band)

Power: 55 KW

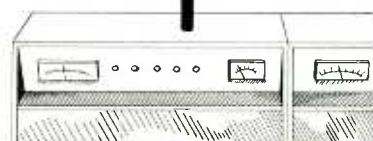
PRICE: \$8,900.00

another product from MCI.....

Your one source for complete transmission line systems including Diplexers, Switches, Patch Panels, Directional Couplers, Loads and Hybrids plus all accessories.

Building or converting? Discuss your requirement with us! Call or write:

MICRO COMMUNICATIONS INC.
GRENIER FIELD
MANCHESTER, NEW HAMPSHIRE 03103
(603) 624-4351



Micro
Communications
Inc.

Circle 128 on Reader Service Card

January, 1970—BM/E

FCC clearly state that purchase and use of an SCA detector in the home is in violation of the law. Further, there is no case that we know of where any legal action of any kind has ever been taken against an individual who listens to SCA programming in his home. Some of those popular electronics hobby magazines have even published plans for building your own SCA detector.

We're with you; we'd like to see an end to commercial piracy, but by no stretch of the imagination can home use be considered to be creating financial hardship for the operator. Further, it would be virtually impossible to enforce such an anti-piracy provision, even if home use were specifically prohibited. What we should really concern ourselves about as an industry are the commercial pirates. They're the ones creating a genuine financial hardship, and there are more than enough of them to worry about without bothering John Q. Hobbyist in his living room.

Dear BM/E:

Your September editorial on protecting SCA transmission really hits the target about pirates who steal, without license, the hard work and property of others.

We agree that an excellent way to track down signal theft is to have a list of people purchasing equipment suitable for SCA reception. In fact, it would be even better if sales were limited to those people actually working as background music operators.


The way we've been handling it is just the way you described it—if we hear our music being played in any public place, we check to see if they're a subscriber. If not, we send them a letter which points out that they're violating the law by intercepting our SCA signal without our permission.

Most of these people aren't even aware that they're violating the law. So, we've taken another, additional route—we publicize (as much as possible) the unlawfulness of such reception.


Another major step would be if publications were to refuse advertising from people seeking to market these devices. Magazines should likewise refuse to run articles that describe how to build your own SCA receiver. The National Better Business Bureau has sent letters to responsible media indicating that acceptance of such ads is in effect advertising equipment whose use is illegal.

Carl W. Schultz
WBMI
Meridian, Conn.

This is the old
EMT-140st
Reverberation Unit.



This is the
new one.



What's the difference?

We've made the amplifier unit solid state. And you can now obtain an inexpensive decay period remote controller.

Nothing else has changed in this superb unit. The EMT-140st is still the world standard in the recording and broadcasting industries. Its renowned steel plate device gives you the same unmatched stereo/mono performance. And increased fringe area reception for AM broadcasts. And unusual flexibility—its decay period can be varied from 0.5 to 5.0 seconds. (Try that with an echo chamber!)


These are just a few of the reasons why every major record company and independent recording studio owns at least one EMT-140st Reverberation Unit. Right now, more than 1000 are in use from coast-to-coast; more than 2000 throughout the world.

For the complete story, write today for our free 8-page brochure. It can make quite a difference for you.

GOTHAM
AUDIO CORPORATION
2 West 46th Street, New York, N.Y. 10036 (212) CO 5 4111
In Canada J. Mar Electronics Ltd.

Circle 129 on Reader Service Card

New from IGM: INSTACART —provides instant random access to 48 cartridges



Permits automated, tight formatting of spot material, news actualities, music and special programming from multiple cartridge sources. Stacked-array configuration, with four motors, four drive shafts and 48 heads for 48 cartridges, gives Instacart its back-to-back random access capability.

Standard models, for use with separate cartridge recorder, have one audio output. Models with combined recording and playback capabilities, and with multiple outputs,

available. Push button manual controls standard; remote controls and memory-type controls available.

Instacart meets all NAB specifications. For complete details, write or call International Good Music, P.O. Box 943, Bellingham, Wash. 98225. Tel. (206) 733-4567.

IGM

Tomorrow's Engineering Today

Circle 130 on Reader Service Card

Replace Mercury Vapor Tubes Directly with



WILKINSON Silicon Rectifier Stacks!

Because...

- Only non-encapsulated WILKINSON Silicon Rectifiers can be repaired in seconds with low-cost replacement diodes!
- Exclusive "GO, NO GO" indicator automatically warns when the reverse leakage of any diode is in excess of 50 microamps.
- Only WILKINSON Silicon Rectifiers are available in a complete tube replacement range of from 866 to 857B.
- WILKINSON Silicon Rectifiers function in ambient temperatures of from - 85 F to +158 F.
- No more filament heat and consequent filament burnout... lower power cost and reduced hum, too.
- No warm up time is necessary... instantaneous operation!
- Just plug in WILKINSON Silicon Rectifiers... no re-wiring is necessary.
- Only WILKINSON Silicon Rectifiers are fully guaranteed and have a safety margin well in excess of tube rating.

For complete details write today to:

WILKINSON

ELECTRONICS, INC.

1937 MACDADE BLVD. WOODLYN, PA. 19094
 TELEPHONE (215) 874-5236 874-5237

Circle 131 on Reader Service Card

Focus on CATV

Continued from page 14

tems (CARS) for CATV originations and the short-haul microwave system for local distribution of cable television signals.

Permitting cable TV use of frequencies in the 12,700 and 12,950 MHz band of the spectrum previously reserved for broadcast television signals, the new CARS rule limit cable systems to a maximum of three channels for pickup use. Also, applicants for linking studios to headends in areas where cable facilities already exist, would have to show cause why they have chosen microwave. CARS facilities should be available for remote pickups from mobile units as well as carriage of CATV originated programming.

Called Local Distribution Service (LDS) by the FCC, the short-haul microwave system is to operate in the 12.7 to 12.95 GHz band. According to the Commission, a system for local distribution of CATV signals by means of radio waves would "avoid the expense and difficulty involved in the use of trunk line cable in large cities and remote areas." Facilities would be used for both the relay of broadcast programs and program material originated by system operators and others on leased channels. The FCC said that apart from the relay of TV broadcast signals and television programming originated by the CATV operators and others on leased channels, the same procedure would be followed for any other service proposed in an LDS application.

The Commission action stemmed from a Notice of Proposed Rule-making last February which requested comments on whether a need existed for the service, whether a showing would be required before microwave could be used instead of cable facilities and whether there would be an "undesirable impact" on television stations sharing the same frequencies. At the same time, the FCC approved an experimental operation by TelePrompTer Corporation and Hughes Aircraft Company in New York City and several small Oregon and New Mexico communities. Dubbed Amplitude Modulated Link (AML), this local microwave system differed from the LDS mainly in operating in the 18 GHz band instead of the CARS band.

Spotmaster

Tape Cartridges



All lengths and sizes stocked — fast service — highest quality

Series	Type	Time at 7½ ips	Unit Price
300	20 sec. (13')		\$1.90
300	40 sec. (25')		1.95
300	70 sec. (44')		2.00
300	100 sec. (63')		2.15
300	140 sec. (88')		2.25
300	3½ min. (132')		2.40
300	5½ min. (207')		2.75
300	8½ min. (320')		3.55
300	10½ min. (394')		3.70
600	12½ min. (470')		5.30
600	16 min. (600')		5.95
1200	26 min. (975')		9.05
1200	31 min. (1163')		9.95

Also: DL cartridges (for Spotmaster delay machines), empty cartridges, bulk tape, tape-tags and other accessories.

ANY ASSORTMENT—NO MINIMUM ORDER

BROADCAST ELECTRONICS, INC.

A Filmways Company

8810 Brookville Rd., Silver Spring, Md. 20910

Why does **GBC** sell more replacement vidicons than all other suppliers combined?



Because GBC offers top quality, fully guaranteed, factory sealed vidicons for less than half the price you'd have to pay anywhere else!

HITACHI 7038H 29.50

HITACHI 7735A
High sensitivity **34.50**

HITACHI 7262
(Replacement for Sony & Panasonic) **34.50**

HITACHI 8507
(Separate mesh) **74.50**

All vidicons sold in lots of five. Add 10% for lesser quantities.

GBC Closed Circuit TV Corp.
74 Fifth Avenue, N.Y., N.Y. 10011 / (212) 989-4433

Circle 132 on Reader Service Card

January, 1970—BM/E

Convention Log

Continued from page 27

with the biggest audience around—40 million kids under 11 years old—out of its ignorance. He recommended that public TV stop letting commercial TV have the whole \$20 million profit to itself from an estimated \$90 million revenue. He recommended that educational TV people use animation particularly in titles and fund-raising spots (which he called no fun, too heavy and unimaginative to spark people to open purse strings).

Computer animation was presented by Fred Atkins, district sales manager for Computer Image Corporation, Denver Colorado. This is internally generated animation by computer and is said to be the only one of its kind. Main difference between this animation computer and others: this one uses an analog system, not digital. It is said to be less expensive and to require much less preprogramming than digital types. The machines lets the artist have direct control over the results—both esthetically and technically. Only drawback mentioned is color quality. The computer offers 54 colors at present, but color brilliance isn't assured. They're working on improving the computer color.

Computer Image is now installing the first computer in Los Angeles, then, hopefully, in New York.

Mini-Mote Bows

Fred Rehman, general manager of WJCT(TV) Jacksonville, described his station's two Mini-Motes. Each is a two-camera remote package including microwave and a helical VTR which can be set up on location in 15 minutes. Using such equipment, the station does a lot of local news coverage, a technique popular with its audience.

Calvin Watson, general manager of KWSU, State University at Pullman, Wash., showed a film and discussed the scheduled \$2.8 million communications building soon to be built on his campus. It will house the university's school of communication as well as fulltime radio and TV stations and a campus carrier-current station manned by students.

Leroy Lastinger, executive vice president and general manager,

3RD GENERATION



MELCOR AB-49 SOLID STATE 80 WATT MONITOR AMPLIFIER

- 80 Watts Continuous Over-Complete Audio Frequency Range
- Input and Output Transformers Available
- FET Input Stage
- Thermal Overload Indicator
- Electronic Dissipation Limiting
- AC Line Circuit Breaker
- Level Indicator
- Rack or Shelf Mounting
- Locking Level Control

The Melcor AB-49 represents the third generation of Monitor Amplifier design. It incorporates the latest state-of-the-art circuit concepts coupled with the most reliable components available. The result is a unit with a combination of superior performance and the maximum possible reliability.

An excellent monitor for professional studio use, this unit is also available with an optional isolated 70 volt line transformer for sound distribution and reinforcement systems. A plug-in input transformer driving an FET input stage increases the versatility of this extremely flexible equipment.

The preamplifier portion is on a single plug-in epoxy PCB card for ease of maintenance. The power stage consists of four 50 watt power transistors in push-pull, parallel mounted on an aluminum heat sink with plug-in sockets. The result is generous overload capability under any combination of operating conditions. A feedback protection circuit measures power dissipation and limits drive signal to prevent exceeding the rating of the output stage under all signal and load conditions both transient and steady state.

The following tabulation describes the optional variations available for the AB-49 series:

Model	Input Transformer	Output Transformer
AB-49	None	4, 8, 16 ohms
AB-49A	600 to 50,000 ohms	1, 2, 16 ohms
AB-49-1	None	4 ohms, 70 volt isolated
AB-49A-1	600 to 50,000 ohms	4 ohms, 70 volt isolated

For more detailed information write or call

MELCOR ELECTRONICS CORPORATION

A Subsidiary of Newton Electronic Systems, Inc.
1750 NEW HIGHWAY, FARMINGDALE, NEW YORK 11735
516 / 354-5570 ■ TWX 510-224-6429



Circle 133 on Reader Service Card

Convention Log

Continued from page 57

WEDU(TV) Tampa, used slides to show his proposed physical plant for a community television station. WEDU recently put \$500,000 into a new transmitter, antenna and tower to increase coverage. Next comes a new studio plant. Lastinger plans to built an office building at the transmitter site and help pay for the new installation with building rentals.

William Kroll, operations supervisor of WTIU(TV) and WFIU (FM) Bloomington, Ind., reported on his ITV station and community-programmed fm outlet, both owned and operated by Indiana University. His building houses the radio-TV school, a videotape duplicating facility, fm and TV studios and transmitters. Additionally, the journalism school has a news gathering and writing facility in the same area. Kroll said his studio area was built with floor ducts for cables, but these filled up rapidly. A better

idea is what he now uses—wire basket troughs near the ceiling. The cables are simply laid in the trough, and are much more accessible for troubleshooting or replacement.

Fm/TV Interference

An unusual problem—fm/TV adjacent-channel interference was discussed by William J. Kessler and Michael Wilhelm, both of William J. Kessler & Associates of Gainesville, Fla. Educational fm stations occupy channels at the bottom of the fm band, right next to TV's channel 6 audio at 87.75 MHz. Thus in the area surrounding the fm transmitter, TV viewers get interference from fm. The paper explained how a new educational fm station was put on the air in Milwaukee while keeping interference to WITI-TV on channel 6 there to a minimum.

The interference depends on several factors—location, frequency and power of both stations. The worst place for the fm transmitter is on the TV's Grade B contour. The best place for the fm transmitter is at the TV transmitter site, since then both signals are fairly equal in strength.

Kessler and Wilhelm used an fm antenna of about the same number of bays as the TV, mounting it on the same tower as close as possible to the same height. Their object was to match nulls in the two patterns to obtain nearly equal field intensity. They used only horizontal polarization to avoid inducing interference in the vertical rabbit ears used by urban TV viewers.

Computerized Allocations

Richard Ocko of the Pennsylvania Department of Education delivered this paper. Although the FCC does not allocate educational fm channels, as it has done with commercials, Sec. 73.502 grants authority for statewide educational fm plans. Pennsylvania therefore decided to plan for maximum statewide coverage using existing and proposed stations. All existing and CP stations in and near Pennsylvania were grandfathered and new outlets were projected with a computer including Classes A, B, D, and a proposed new F (250 watts at 100 feet AAT). On two cases they proposed switching frequencies and using directional antennas at existing stations to allow more efficient use of frequencies. The result is that nearly every square mile of the state is served by at least one educational station. **BM/E**

Let's talk *computerized* traffic / accounting

broads-ter-to-BROADCASTER

Program Logs • Avails • Confirmations • Billing • Rep Reports • Copy Shortage Reports • Sales Analysis & Prognosis • Aging of Accounts Receivable • Time Income Reports • Sales Journal, etc.



VERY FEW INPUTS
NO KEY PUNCH CARDS
TO SORT,
STACK,
FILE
DR SHUFFLE

"THE PROFESSIONALS"
**BROADCAST
COMPUTER
SERVICES**

A Division of Wolverine Broadcasting Corp.


CALL OR WRITE P. O. BOX 966, COLORADO SPRINGS, COLO. 80901 / (303) 471-3900

Circle 134 on Reader Service Card

The Perfect Log

STANCIL-HOFFMAN R-70

24 HR. 4 TRACK RECORDER



Here's a full 24 hour, 4 track logger that's so compact and versatile you can take it anywhere to handle any assignment with 100% dependability or rack mount it in the studio. A remarkable new series of silicon transistor plug-in amplifiers makes the R-70 the most versatile ever—AGC, recall, full remote or automatic control, stereo, fail-safe, synchronous time injection, etc. 4 channels round the clock, complete on just one 7" reel of 1/4" tape.

WRITE NOW FOR SPECIFICATIONS AND PRICES.

STANCIL-HOFFMAN CORP.

921 NORTH HIGHLAND, HOLLYWOOD, CALIFORNIA 90038

Circle 135 on Reader Service Card

NAMES IN THE NEWS



Shelby Young

Arthur Brymer

Shelby F. Young has been named president of Allied Radio Corporation, and has subsequently named **Arthur O. Brymer** to the newly created post of vice president, controller.

The NAB has announced three new appointments: **Paul B. Comstock** as vice president and general counsel; **John B. Summers** as chief counsel and head of the NAB legal department; and **Victor C. Diehm**, newly elected president of the Mutual Broadcasting System, as the network's representative on the NAB board of directors.

Paul K. Taff, director of children's programming for NET at New York City, is to be president of the Connecticut Educational Television Corporation as of January 1.

FCC Chairman Dean Burch has appointed **Robert V. Cahill** to the post of administrative assistant. Cahill had been legal assistant to Chairman Hyde.

Irwin "Sonny" Fox, producer and host of various children's programs, has been elected president of The National Academy of Television Arts and Sciences; he is to take office June 15, 1970.



James Wilsor

Karen Layland

James L. Wilson has been named vice president and general manager of the audio-video systems division

of Philips Broadcast Equipment Corp.

Karen Layland has been appointed administrative director—supervising New York offices and coordinating member services—of the National Association of Fm Broadcasters.

General manager of WIOD Radio, **James W. Wesley**, has been appointed vice president of Cox Broadcasting Corporation.

President Nixon has appointed **Caspar W. Weinberger**, director of finance for California, to the chairmanship of the FTVC.



Charles Snider

Max Ellison

Charles C. Snider has been named executive vice president of IVC.

Max Ellison is new Dynair Elec. v.p.

FAIRCHILD



Approach I — Integrated



Approach II — Remote



Approach III — Modular



Approach IV — Combination

CHOOSE YOUR NEXT CUSTOM AUDIO CONSOLE FROM **FAIRCHILD** THERE ARE 4 BASIC APPROACHES...

APPROACH 1. Fairchild Integra I. The controls and the audio for any particular function are together as one component.

APPROACH 2. Fairchild Integra II. The controls and the audio for any function are separated for remote operation using simplified plug-in facilities.

APPROACH 3. Fairchild Integrated Control Module. All the controls for an input or an output channel are integrated together into individual modules. Each module has instant plug-in facilities for its audio. The

number of modules is determined by number of channels desired.

APPROACH 4. Combination. Virtually any combination of the previous 3 approaches are integrated into one combination console. Final component selection is determined by studio requirements.

For complete details and variety of systems available write:

FAIRCHILD
Sound Equipment Corp.
Dept. BME-1 10-40 45th Avenue
Long Island City, N. Y. 11101

Circle 137 on Reader Service Card



STL 1/4" test tapes are top quality, full-track alignment tapes for playback equalization adjustment and accurate phase reference. They measure up to finest standards!

These quality 1/4" test tapes are available in three speeds—3.75, 7.5, or 15 ips at \$21.00 each. Shipped same day order received.

FOR A SOUND BUY, MAKE TABER YOUR TAPE HEADQUARTERS!

Call or Write **TABER**
MANUFACTURING AND
ENGINEERING COMPANY

OAKLAND INTERNATIONAL AIRPORT, P. O. BOX 2365
OAKLAND, CALIF. 94614 • Telephone (415) 635-3832

Circle 138 on Reader Service Card

NEW LIT

For copies of these literature offerings, circle numbers for appropriate items on Reader Service Card.

"Telecommunications Equipment" is a 134-page Collins catalog of systems and equipment. Write: Director of Telecommunications, Collins Radio Company, Dallas, Texas 75207.

Videographic kit including six sheets of lettering, four sheets of illustrations, 12 reusable visual boards, a lettering level, letter removal tape, burnishing tool with crafting point, felt tip pen, desk top easel and instruction book is yours from Sony Corp. of America for \$39.95. 209

International Radio Regulations 1968 edition is available from the Secretary General, International Telecommunication Union, Geneva, Switzerland. Price for 850-page volume, which also includes 1959 Radio Regulations, is \$6.54 paperbound and \$7.01 looseleaf binder. Indicate English, French or Spanish edition preference in orders addressed to:

Secretariat of the International Telecommunication Union, Place des Nations, Geneva, Switzerland. Include an international check or money order with order.

Microwave interference analyzer/receiver Model NM-65T is the subject of a Stoddart Electro Systems' brochure. 211


Right-angle 50-ohm cable plug for miniature coaxial cables for the SRM^R series of miniature rf connectors is described in product bulletin from Sealectro Corporation. 212

Switches—44 pages worth—are the subject of Cherry Electrical Products Corporation's "Master Catalog." 213

The CC-330 TV camera system for closed circuit TV studio use (207), the VR-7400 time lapse closed circuit videotape recorder for educational applications (208) and the BR series of omnidirectional and directional uhf antennas (206) are described by Ampex Corporation.

"Tape Head Replacement and Conversion Guide" (form #8001) is the title of the sixth edition, condensed version of a Nortronics Company annual guide. 210


"A-m Wireless or Radio (STL) Remote Control" is the title of Moseley Associates' four-page brochure. 205



MAGNETIC RECORDING SYSTEMS INTRODUCES A NEW WORLD OF TAPE RECORDING

For the first time, a tape recorder based on analog instrumentation technology has been translated specifically for audio application. Not a "Me, Too" machine, the MRS A-700 represents a major advance in the state of the art. Unique features which keep it in pace with fast-changing music and studio techniques include:

- Three independent dc servo systems control capstan and reels.
- Wide range of discrete or variable speeds from 1 1/2 through 60 ips.
- Instantaneous shifting of tape speeds due to low-mass, fast response system.
- Constant tape tension in all modes.
- Lowest flutter readings in the industry.



The MRS A-700 is available for immediate delivery. Send for descriptive brochure and prices.



MAGNETIC RECORDING SYSTEMS, INC.
BROADCAST DIVISION, 496 GRAND BOULEVARD
Westbury, New York 11590 • 516 997 7530

Circle 139 on Reader Service Card

FCC ACTIONS

Commission action, December 26, 1968—granting Prescott TV Booster Club Inc. application for vhf translator station and denying H & B Communications Corporation's petition for denial of application or designation for hearing—has been reversed by the United States Court of Appeals for the District of Columbia Circuit.

Applications have been granted—for assignment of license of WALA-TV, Mobile, Alabama, from Roywood Corporation to Universal Communications Corporation for a consideration of \$4,750,000, and for transfer of control of WRVA Radio Inc. and WRVA-FM Radio, Inc., licensee corporations of WRVA-AM-FM, Richmond, to Southern Broadcasting Company, Winston-Salem, N.C. for a consideration of \$3,075,000.

Construction permit has been granted to Pacifica Foundation for

a new noncommercial educational fm station to operate on channel 211, Houston, Texas, with erp of 47 kW, antenna height of 430 ft and remote control permitted from main studio. Issuing a dissenting statement, Commissioner Robert E. Lee pointed out his "increasing concern about the number of complaints we have received concerning obscene, indecent, or profane language broadcast over Pacifica Foundation's Los Angeles, San Francisco and New York City stations."

Authorization has been made for the Communications Satellite Corporation to construct three stations using noncommon carrier frequencies and for RCA Alaska Communications Inc. to construct facilities at Anchorage, Alaska, for a microwave link between the Alaska satellite earth station scheduled to become operational about July 1, 1970, at Talkeetna and Anchorage, Alaska.

Assignment of vhf TV channel 13 to Mount Vernon, Illinois, has been approved in an amendment to Section 73.606(b), and ACTS has opposed the reallocation of the channel, charging the Commission

"with sloughing off the question of impact on uhf stations by this decision." This is the first TV assignment for Mount Vernon; there is no commercial assignment or station within 50 miles of the city.

No further action warranted has been ruled on consideration of complaints of news slanting by CBS in its documentaries, "Hunger in America," and "Poor People's Campaign." The Commission said that it wouldn't enter situations where the dispute involved the "truth" of a matter, as when a person says he wasn't quoted correctly in a newscast. It said it isn't the "national arbiter of the 'truth'" and cannot enter the "quagmire" of such an investigation.

Notification has been sent to Straus Broadcasting Group, Inc., licensee of WMCA, New York City, that its introduction of responses by candidates to its editorial endorsement of Mayor Lindsay would "provide additional exposure" for its own viewpoint and "result in an imbalance inconsistent with the Fairness Doctrine . . ." A representative of Democratic mayoralty candidate Mario A. Procaccino had contended that the




DONT BET YOUR LICENSE ON OLD MONITORS

PASS FOR SURE WITH WILKINSON

SOLID STATE AM FREQUENCY AND MODULATION MONITORS



TAMM-1A MODULATION MONITOR FCC APPROVAL 3-156
 Uses 5-1/4" Rack Space. Wgt. 11 lbs. RF Range .1-30MHZ
 Measures Pos or Neg Peaks • Equally precise remote or local
 Built-in demodulator provides two audio outputs • Audio
 Response 30HZ-45KHZ 1/2 db. • Distortion .25%



TAMF FREQUENCY MONITOR FCC APPROVAL 3-158
 Uses 5-1/4" Rack Space • Requires only 15 watts
 Calibrates and tests itself • Instant operation • Approved
 for modulated RF input and remote use • Engineered for
 digital read-out adaptation

WILKINSON

ELECTRONICS, INC.

NEW AS TOMORROW - SURE AS TODAY
 1937 MacDADE BLVD. • WOODLYN, PA. 19094
 TELEPHONE (215) 874-5236

Circle 141 on Reader Service Card

station's identification of the speaker before and after each response, including the phrase, "replying to WMCA's endorsement of Mayor Lindsay for re-election," was unfair and a violation of the Commission's rules.

Renewal of the license of WHIC-TV, channel 11, Pittsburgh, Pa., has been granted subject to the outcome of a pending civil antitrust action in which Cox Broadcasting Corporation is a party defendant, and subject to the requirement that the licensee immediately notify the Commission of the final disposition of the case.

Applications for voluntary assignment of licenses of WHIM and WHIM-FM, Providence, the stations' remote systems, and Subsidiary Communications Authorization, from Golden Gate Corporation to Culligan Communications Corporation has been granted for a consideration of \$450,000.

Petition for reconsideration and application for review filed by Karin Broadcasting Company, a corporation representing a major-


ity of the employees of the interim operator of former a-m radio station KWK, St. Louis, has been denied. Karin filed its requests on August 4, 1969, as part of its continuing opposition to Commission actions approving joint request by eight applicants for assignment of the license for 1380 kHz.

Notices of apparent liability for forfeitures have been received by licensees including: Mount Airy Broadcasters Inc., of WSYD, Mount Airy, N.C., for \$1800 for failure to have properly licensed operator on duty, to maintain operating logs and to operate power within allowable tolerances; Evergreen Broadcasting Corporation, of KFDR, Grand Coulee, Washington, for \$750 for failure to operate at times specified in license; WIOO Inc., for \$700 for failure to employ one or more operators with valid radiotelephone first class operator licenses; Eller Telecasting Company of Arizona, of KBLU and KBLU-TV, for \$500 for failure to file a copy of a time brokerage agreement between KBLU-TV and one Mario Canez within the prescribed time limit.

The Voice of Reason, Inc., temporary operator of radio broadcast station KICM in Golden, Colorado, has ceased as of October 23, 1969, operation pending the outcome of a hearing to determine qualifications of the applicant and whether it participated in an unauthorized transfer of control of the station.

Assignment of Class A fm broadcast channels in each of nine communities has been ordered effective from December 1, 1969: Ark-La-Tex Broadcasting Company, Atlanta; Lloyd E. Klobe, doing business as Radio Station KVLG, La Grange, Texas; Gene R. Smith, Lake Village, Arkansas; Cedar Valley Broadcasting Company, Waverly, Iowa; Tomahawk Broadcasting Company, Tomahawk, Wisc.; Avon Electronic Services Inc., Avon Park, Fla.; WRND, Durand, Wisc.; Robert D. Ditmer, Grayling, Mich.; and Francis L. Hollan, Canton, Mo.

Voluntary application for assignment of licenses of stations WLBW-TV, Miami, and WCKY(AM), Cincinnati, from L. B. Wilson Inc. to Post-Newsweek Stations, Florida, Inc., for about \$19,600,000.



TVP PRESENTS the
Hi^{56''*} Lo^{26.5''*} Ped
PNEUMATIC-BALANCE CAMERA DOLLY

*Over Pan Head Mount

Even greater vertical range and unsurpassed mobility plus simplicity of design.

Facilitates low shots which usually require 2-man dollies . . . with no sacrifice in maximum height.

Rugged construction (handles 50-450 lbs. load) is coupled with light weight (260 lbs.)

—plus minimum of maintenance.

Write or phone for complete data

Phone: (213) 678-2388

TELEVISION PRODUCTS CO., Inc.

9016 AVIATION BLVD., INGLEWOOD, CAL. 90301
 Eastern inquiries contact Power-Optics, Inc.
 Norristown, Pa.—(215) 272-5300

Circle 142 on Reader Service Card

BM/E CLASSIFIED MARKETPLACE

CLASSIFIED ADVERTISING RATES

DISPLAY CLASSIFIED ADVERTISING: \$22.50 per inch 1x; \$22.00 per inch 3x; \$21.00 per inch 6x; \$20.00 per inch 12x. ALL OTHER CLASSIFIED ADVERTISING 25¢ per word; minimum \$3.00. BLIND BOX NUMBER: No extra charge. Replies sent to address below will be forwarded to you. PAYABLE IN ADVANCE; send check with order. CLOSING DATE: 5th of 2nd month preceding issue date.

BM/E, Monterey and Pinola Avenues, Blue Ridge Summit, Pa. 17214 Phone 717/794-2191

HELP WANTED

TV DESIGN ENGINEERS COHU NEEDS YOU

in Beautiful San Diego
for

Video Distribution and Switching
Broadcast TV Equipment
Color Camera Systems
Video Processing

Several positions are available at the senior and project level. EE or Physics Degree desired, equivalent experience is acceptable. 3-10 years' work in related circuit design a must.

COHU's modern facility is 15 minutes from bay and ocean, 50 minutes from mountains. Excellent Health/Life Insurance. Profit Sharing Retirement Program. Five institutions provide excellent graduate study opportunities.

Call (collect) or write (resumé) Jim Barnes, Chief Engineer, to arrange a personal interview.

COHU ELECTRONICS, INC., Box 623, San Diego, Calif. 92112
Phone (714) 277-6700

An Equal Opportunity Employer

TELEVISION EQUIPMENT SALES

Immediate openings in television equipment sales organization for aggressive, sales oriented individuals with strong technical knowledge of television equipment primarily transmitting systems. A leading broadcast equipment supplier is rapidly expanding into the television market and has the following positions available.

District Sales Managers—TV Products
TV Products Manager
TV Service Manager

For further information call collect or send resume to Robert T. Fluent, Assistant Personnel Manager, 123 Hampshire, (217) 222-8200.

GATES RADIO COMPANY

A Division of Harris-Intertype Corporation
QUINCY, ILLINOIS 62301
An equal opportunity employer (M&F)

Southeastern AM-FM-TV station offers above average salaries for experienced engineers. First class licenses necessary. Must have TV experience, AM-FM experience desired. Reply must be complete with references, photograph and salary requirement. Reply Box 1269-2 BM/E.

Due to expanded operation of new broadcast center being constructed, we have immediate openings for licensed engineers. Salary commensurate with experience. Send resume: Director of Engineering, KETC-TV, 6996 Millbrook Blvd., St. Louis, Missouri, 63130.

Immediate opening for chief engineer for technical aspects of new color ITV and broadcasting instruction. Instructor's rank; additional summer salary. B. A. or B. S. degree required with first phone and CCITV experience preferred. Send resume to Mr. Klos, Texas Woman's Univ., Box 23775, Denton, Tex. 76204

First Phone engineer to aid chief in maintenance and engineering of AM and stereo FM station. Pleasant working conditions. Salary commensurate with experience. Send full resume to David Peacock, WROK, Inc., 1100 Tamarack Lane, Rockford, Ill. 61105.

HELP WANTED (cont'd)

TECHNICAL DIRECTOR

- Wanted by MSO headquartered in New York. Experience required in all phases of system design, maintenance, and operation.
- Requires ability to organize and direct the activities of others and administer technical phases of system operations along corporate guidelines.
- This is a corporate staff position which calls for working from office in New York City and considerable travel. Liberal company benefits apply, and salary is commensurate with job requirements and individual experience and ability.
- An excellent opportunity for a technically competent, experienced CATV engineer with administrative ability.
- Reply to Box 1269-1 Blue Ridge Summit, Pa. 17214

BROADCAST SALESMAN WANTED—TELEVISION employee with a good knowledge of TV camera heads—as well as Production requirement sought. This extrovert should be good with people and be a self-starter. Fascinating work with full responsibility—plus authority—for the team man willing to learn. 25% to 50% travel time. Excellent potential for advancement. Good benefits. Pleasant working conditions. Northeast location. Salary \$15,000 to \$17,000 depending on background. Send resume to Box #170-2 c/o BM/E, Blue Ridge Summit, Pa. 17214.

HELP WANTED: Television engineer to be in charge of master control operations in CCTV including master switching, operating all facets of film chain, operating video tape machines requiring experienced quad VTR maintenance technician and operator, in state-of-the-art university operation. Interaction with operations engineers about picture quality and everything that goes on the air and with programming about film and video taped programs. Contact State University College, Oneonta, New York. Phone: 607 431-3314.

Minneapolis-St. Paul, AM-FM stereo well established, respected, stable radio operation needs experienced, capable, competent, creative copy writer-producer-announcer with first-class ticket. Challenging position. Pleasant conditions. Contact Bill Stewart, President, WPBC, Richfield, Minneapolis 55423. 612-869-7503. Equal opportunity employer.

Transmitter engineer with First Phone wanted for western part of Nebraska. Permanent state position. Experience desirable but on-the-job training possible. Salary commensurate with experience. Contact Director of Engineering, 1600 R Street, Lincoln or call collect 402-477-6974.

HELP WANTED. Educational television director. Degree required. Also studio technicians—experienced. Write: Joseph A. Minahan, Worcester State College, 486 Chandler St., Worcester, Mass.

POSITIONS WANTED

Beginner. Third endorsed, broadcast school training. Re-location, OK. Scott Porterfield, 1629 No. Calvert St., Baltimore, Md. 21201 - 301-752-6557.

First Phone. 2 yrs. Howard Thayer, 651 Manchester, ISU. Normal, Ill. 309-436-6147.

EQUIPMENT FOR SALE

TRANSLATOR POWER Now put your translator where antenna should be for best coverage not where power line happens to be. Use a TELAN thermoelectric generator. No moving parts, simple to operate, leave unattended 6-12 months. General Instrument Corp., Thermoelectric Division, Dept. BM, 65 Gouverneur St., Newark, N.J. 07104, 201-485-2100 ext. 481.

LAUNCHING
THE
SPECTACULAR
70'S



IN ELECTRICAL and
ELECTRONICS ENGINEERING

4 Floors of Exhibits
NEW YORK COLISEUM
50 Technical Sessions
NEW YORK HILTON

Monday
through
Thursday



IEEE

70

INTERNATIONAL
CONVENTION and EXHIBITION
MARCH 23-26, 1970

Circle 143 on Reader Service Card

meetings

✓ business
✓ trainee
✓ conference
✓ group

- Friendly relaxed atmosphere with excellent dining and meeting room facilities.
- Complete privacy yet only 10 minutes south of the loop.
- Services include free parking, beautiful pool, free courtesy car, free TV, free ice, write or call for complete details and rates. Tel: (312) 643-2300.

56th & South Shore Drive
(FACING LAKE MICHIGAN)
CHICAGO, ILL.



shore drive
motel

Circle 144 on Reader Service Card

EQUIPMENT FOR SALE (Cont'd)

SCULLY TAPE RECORDERS: Mono., 2, 4, 8, 12, & 16 track models plus 270 automatic players. Some models in stock now. W.A.L. custom audio control consoles & console modules. Solid state 120 Watt power Amps. We buy and rebuild Scully lathes. WIEGAND AUDIO LABORATORIES, INC. 3402 Windsor Road, Wall, N.J. 07719. Phone 201/681-6443.

SOLID-STATE AUDIO PLUG-IN OCTAL (1" Dia x 2" H) modules. Mic preamps, disc & tape preamp-equalizers, tape bias osc. & record ampl., power amps & power supplies. Send for free catalog and audio applications. Opamp Labs., 172 So. Alta Vista Blvd., Los Angeles, Cal. 90036.

SELL—LEASE Ampex 660-B Video tape recorder—some tapes, operated recently. Ampex-Marconi 3500 Videcon Camera, zoom lense. Sync generator, process amplifier. Also GPL 350 camera. Plus complete 100 watt translator, WHF. Power stabilizer. GE Vidicon film chain. Capt. Bill—WIMS, Michigan City, Ind. 219-874-5245.

Ampex 300, 350, 352, 400, 450 users, for greater S/N ratio, replace first playback stage 12SJ7 with our plug-in transistor preamp. For specifications write VIF INTERNATIONAL, PO Box 1555, Mtn. View, Ca. 94040.

Jack Panels and patch cords, Audio and Video, new and used. Precision video coax cable and connectors (Belden 8281). Write for catalog. Gulf Electro-Sales, Inc., 6325 Beverly Hill, Houston, Texas 77027. Phone 713-781-3066.

AMERICA'S LARGEST STOCK AND COMMISSION LISTING of new and used broadcast and recording equipment. We trade-sell and buy. THE MAZE CORPORATION, P.O. Box 6636, Birmingham, Ala. 35210.

Protect your Lps. Heavy poly sleeves for jackets 5¢; paper poly sleeves for records 10¢; min. order \$5.00. Record Supplies, Hillburn, N.Y. 10931.

Ampex VTR Model 660-B with electronic editing, broadcast compatible, new demonstrator, \$4900. Southeast Electronics, Inc., Box 2517, Jacksonville, Fla. Phone (904) 356-3007.

FREE USED EQUIPMENT LIST—Videotape Recorders, Cameras, Monitors, Miscellaneous Accessories—Write: GENERAL TELEVISION NETWORK, 901 Livernois Ave., Ferndale, Mich. 48220

4 Professional Portable Recorders MagneCORDS—1—1028 2—748. One Tapesonic 70 DSP. Excellent new condition NEVER used professionally two portable amplifier/speaker. Best offer. Bob Myers, 1522 Owassa, Ft. Worth, Tex. 76107

FOR SALE: "50,000 watt Western Electric 407-B transmitter with tubes and complete water cooling system. In good condition. Used by WLAC, Nashville, Tenn. on 1510 KC. \$2500.00. Radio Department, Bible Place, Cleveland, Tenn. 615-472-5497."

For sale . . . 5000 WATTS . . . expanding community . . . absentee owner . . . KHIL Radio, Willcox, Ariz. 85643.

MISCELLANEOUS FOR SALE

Magnetic Signs; we custom manufacture magnetic signs for cars, trucks, vans. Send for free color brochure. WY11, Box 430, Rocky Mount, Va. 24151

SIGNS, NAMEPLATES, LABELS, Decals, Badges, Trophies, Plaques. Seton Corp., Dept. BM/E, New Haven, Conn. 06505.

BUSINESS OPPORTUNITIES

Seeking new ideas or products for the Broadcast Industry. Q-TV, Sales & Distributing Corp. 342 W 40th St. N.Y., N.Y. 10018.

PROGRAM SERVICES

#

TAPES FOR AUTOMATION

THE **CnB** STUDIOS

3415 BERESFORD AVENUE
BELMONT, CALIFORNIA 94002
415 / 592-6149

"365 Days of Laughs". Only Daily Radio gag service . . . prepared by deejays for deejays. \$5 per month. Box 3736, Merchandise Mart Station, Chicago, Ill., 60654.

DEEJAYS! 11,000 classified gag lines, \$10.00. Unconditionally guaranteed! Comedy catalog free. Edmund Orrin, Boyer Road, Mariposa, Calif. 95338.

PROGRAM SERVICES (cont'd.)

3 classic Howdy Doody shows on tape; Hilarius drop-ins \$5. Info: Master Radio, R. D. Delmar, N.Y. 12054

CONSULTANTS

**ROSNER TELEVISION
SYSTEMS**
ENGINEERS-CONTRACTORS
29 SOUTH MALL
PLAINVIEW, N.Y. 11803
(516) 694-1903

TECHNICAL SERVICES

AMPEX HEAD ASSEMBLY

Relapping and replacement head service for all AMPEX professional studio model recorders. Our precision relapping extends head life for maximum use. Brand new shelf stock replacement heads of our manufacture available when relapping not advisable. Prices include thorough assembly cleaning, optical and electrical inspection and complete testing on Ampex equipment. Monaural assembly relapping . . . \$35.00 complete. Monaural assembly replacements . . . \$119.50 complete. "Loaner" assemblies available. For more data, contact LIPPS, Inc., 1630 Euclid St., Santa Monica, Calif. 90404 (213) EX 3-0449.

IN CANADA . . .

FOR CATV SYSTEM: ENGINEERING —
PLANNING — CONSTRUCTION —
TECHNICAL SERVICES — MAINTENANCE
— SYSTEM SUPPLIES —
CLOSED CIRCUIT EQUIPMENT SALES

DEPEND ON EXPERIENCE

DEPEND ON
NORAM

1780 Albion Road ● (416) 741-0566
Rexdale, Ont., Canada

CUSTOM STYLUS—cartridge retipping, re-building replacements. International Audio Stylus Corp., 111-D Lake Ave., Tuckahoe, New York 10707. (Telephone: (914) SP9-1297.)

INSTRUCTION

R.E.I.'s famous (5) week course for the First Class Radio Telephone License is the shortest, most effective course in the nation. Over 98% of R.E.I. graduates pass F.C.C. exams for 1st class license. Total tuition \$360.00. Job placement free. Write for brochure Radio Engineering Incorporated Schools, 1336 Main Street, Sarasota, Florida 33577—or 3123 Gillham Road, Kansas City, Missouri 64109—or 809 Caroline Street, Fredericksburg, Virginia 22401—or 625 E. Colorado Street, Glendale, California 91205.

FCC License in six weeks from the nation's largest license school. Compare reputations and success rates before you invest. Professional announcing training on the nation's only fully school-operated commercial station used solely for training. School locations in Dallas, Houston, Atlanta, Chicago, New Orleans and Minneapolis. Write Elkins Institute, 2603 Inwood Road, Dallas, Texas 75235.


First phone through tape recorded lessons at home plus one week personal instruction in Washington, D.C., Atlanta, Boston, Detroit, New Orleans, Minneapolis, Seattle, Denver, Portland, Los Angeles. Proven results. Our 17th year teaching FCC license courses. Bob Johnson Broadcast License Training, 1060D Duncan, Manhattan Beach, Calif 90266. Phone 213-379-4461.

FCC FIRST CLASS LICENSE IN three to five weeks. INDIVIDUAL instruction!! Tuition \$300.00. CLASSES start every Monday. AMERICAN INSTITUTE OF RADIO. 2622 Old Lebanon Road, Nashville, Tennessee, 37214. 615-889-0469.

FCC License and Associate Degree in Electronics earned mostly by correspondence. Free catalog. Grantham Electronics School, 1505 N. Western, Hollywood, Calif. 90027.

American Electronic Laboratories, Inc. ... 50	International Video Corp. 34, 35
Amperex Electronic Corp., Electro-Optical Devices DivisionCover 3	Lipsner-Smith Corp. 51
Ball Brothers Research Corp. 16	Magnetic Recording Systems, Inc. 60
Belar Electronics Laboratory, Inc. 48	Melcor Electronics Corp. 57
Broadcast Computer Services 58	Metrotech 19
Broadcast Electronics, Inc. 47, 56	Micro Communications, Inc. 54
Broadcast Products 52	3M Co., Mincom Div. 45
CCA Electronics Corp. 10	Power Optics, Inc. 14
Cleveland Institute of Electronics 51	Primo Company Ltd. 53
Collins Radio Co. Cover 2	RHG Electronics Laboratory, Inc. 15
Cosmicar Optical Co., Ltd. 54	Shore Drive Motel 64
Dynair Electronics Inc. 5	Spindler & Sauppé, Inc. 53
Fairchild Recording Equipment Corp. 59	Stancil-Hoffman Corp. 58
Filmline Corp. 11	TAB Books 49
Fort Worth Tower Co., Inc. 65	Taber Manufacturing & Engineering Co. 60
GBC Closed Circuit TV Corp. 56	Tektronix Inc. 3
Gates Automatic Tape Control Div., A Sub. of Harris-Intertype Corp. 12, 13	TeleMation Inc. 20, 21
Gotham Audio Corp. 55	Television Products Co., Inc. 62
Grass Valley Group Inc., The Cover 4	Telex, Communications Div. 18
IEEE 64	Varian Associates 9
International Good Music 55	Vital Industries, Inc. 7
	Wilkinson Electronics Inc. 53, 56, 61

**THE
LEADER
IN
CATV
TOWERS**



*"Quality—Service
and Price!"*

Yes, quality, service and price on CATV systems are the reasons for Fort Worth Tower's position as the industry's leading supplier. Experience gained as a pioneer supplier of CATV enables Fort Worth Tower to provide you with a quality product at a price that is reasonable and attractive.

Take advantage of our experience. For assistance in systems planning, engineering and complete systems quotations . . .

CALL OR WRITE TODAY

Fort Worth Tower

COMPANY, INCORPORATED

P. O. Box 8597, Fort Worth, Texas
(817) JE 6-5676

— Associated Companies —
Tommy Moore, Inc.
Big State Engineering, Inc.
Tower Construction Finance, Inc.

Circle 145 on Reader Service Card

NEW ENGLAND

41 Stevens Lane
Cohasset, Massachusetts 02025
617-383-0029
Donald B. Kennedy

MID-ATLANTIC

820 Second Avenue
New York, New York 10017
212-661-0450
H. R. Shanton Granger

SOUTHEAST

Ken Fairleigh Associates
1206 Ordermore Avenue
Charlotte, North Carolina 28203
Kenneth F. Fairleigh

ADVERTISING SALES OFFICES

MACTIER PUBLISHING CORP.
820 Second Ave.
New York, N.Y. 212-661-0450

Robert G. Drake, Adv. Director
Edward F. Clancy, Adv. Services Manager

MIDWEST

612 North Michigan Avenue
Chicago, Illinois 60611
312-642-3774
Thomas F. X. Carter

WEST COAST

1245 East Walnut Street
Pasadena, California 91106
213-795-1528
213-684-0590 (Los Angeles)
Lawrence C. Papp

Thompson & Healey Inc.
1111 Hearst Building
San Francisco, California 94103
415-362-8547
William J. Healey
Michael G. Austin

JAPAN

Nippon Keisoku Inc.
P.O. Box 410
Central Tokyo, Japan
Yoshi Yamamoto

FROM THE EDITOR

Freedom Be Damned

We've heard quite a bit about freedom of the press lately, especially after speeches by Vice President Agnew and the almost predictable reaction from broadcasters. The big question we have to ask ourselves as an industry: Is Agnew simply engaging in a favorite national pastime, or is there some validity in his accusations?

We have ourselves been witness to a particular kind of news censorship imposed by not only the newspapers, but TV and radio newsmen as well. It's the censorship of omission, either because the event doesn't seem significant enough to someone to merit coverage, or simply because of short staffs. A case in point is the recent twin Washington and New York demonstrations by BEST (see page 6, "BEST Takes its Fight to NAB Doorstep"). This double demonstration was completely ignored by the networks, the wire services, by virtually everyone in the mass media, at least in New York.

In a recent syndicated commentary on the Mutual Network, Fulton Lewis III pointed out that only the bad news seems to be picked up by the mass media. Good deeds and nappy events are largely ignored. A highly ironic case documented by Lewis was the recent award to Detroit resident Bronson Gentry. Gentry received this year's Lane Bryant volunteer action award. Present at the ceremony as principal speaker was former governor George Romney. Detroit's Storer-owned WJBK-TV declined to devote one word of news coverage to this event. The station was also offered free of charge a six-minute color documentary on Gentry's volunteer work. Thumbs down on that one too. Yet Storer spends many advertising dollars in trade magazines telling the Storer story—how Storer stations are so public-spirited and doing so much in the public interest.

Censorship by involuntary omission or censorship by design—it's all the same when the broadcasting industry comes under fire from public officials. No matter what we may think of Vice President Agnew as a person or as a public official; no matter what we think of his public statements; no matter how we categorize others who point their fingers at broadcast news; there's obviously something wrong—something that can be corrected with some little effort.

Last October New York's Governor Rockefeller proclaimed the Long Island Railroad "the best in the country." Never mind that the railroad was still nearly the worst; he proclaimed this fact, and therefore it was. By the same token, just saying a station is community-minded doesn't make it so. You have to work at it. And this work doesn't stop with one documentary about slums and one about air pollution every six months or so. It means a constant, continuing involvement. It means spearheading new civic campaigns, slum programs, pollution cleanups. It means being a leader, not a follower. And it means giving your audience all the news—the not-so-sensational as well as the news that helps sell the papers. Until that happens, we're all open to pot-shots.

Walter G. Salm
Managing Editor

PRODUCT INDEX

A quick reference to products mentioned editorially or in advertisements. Page number is listed first (light face type) followed by reader service number (bold face).

AUDIO EQUIPMENT

- 53/126 **Amplifiers/Wilkinson**
- 52/123 **Automation systems/Broadcast Products**
- 55/130 **Cartridges, random access/IGM**
- 47/312 **Communications circuits/Plessey**
- 59/137 **Consoles/Fairchild**
- C2/100 **Consoles, remote/Collins**
- 5/102 **Demodulator/Dynair**
- 50/288 **Frequency balance control/Advent**
- 18/110 **Headphones/Telex**
- 58/135 **Logger/Stancil-Hoffman**
- 53/125 **Microphones/Primo**
- 61/141 **Monitors, a-m frequency & modulation/Wilkinson**
- 57/133 **Monitor amplifier/Melcor**
- 19/112 **Recorders/Metrotech**
- 55/129 **Reverberation unit/Gotham**
- 50/306 **Tape recorders/Ampex**
- 60/139 **Tape recorders/Magnetic Recording System**
- 44/309 **Toroid coil/Audio-Video Engineering**
- 10/105 **Turntable/CCA-Rek-o-Kut**

TELEVISION CONTROL & STUDIO EQUIPMENT

- 54/127 **Camera lenses, zoom/Cosmicar**
- 34/114 **Cameras, 3-color plumbicon/International Video**
- 45/115 **Color dropout compensators, 3M, Mincom**
- 62/142 **Dollies/Television Products**
- 44/299 **Editor, video/Datatron**
- 9/136 **Klystrons/Varian**
- 48/118 **Monitors/Belar**
- 16/109 **Monitors, color broadcast/Ball Bros. Research**
- 3/101 **Monitors, video signal/Tektronix**
- 14/104 **Pedestal/Power Optics**
- 53/124 **Projectors, slide/Spindler & Sauppe**
- 47/297 **Receiver-monitor/SC Electronics**
- C4/147 **Switching systems/Grass Valley Group**
- 7/103 **Switching systems/Vital Industries**
- 12/107 **Transmitters, vhf, TV/Gates**
- 54/128 **Various products/Micro-Communications**
- 20/113 **Various products/TeleMation**
- 56/132 **Vidicons, replacement/GBC Closed Circuit TV**

TRANSMITTER EQUIPMENT

- 15/108 **Microwave relay links/RHG**
- 44/305 **Sideband filters, uhf-TV/Micro Communications**
- 44/284 **VSWR meter-alarm/CCA Electronics**
- CATV (see also: COMPONENTS, WIRE CABLE)
- 47/296 **Amplifier, two-way/Cascade**
- 44/292 **Demodulator/Telemet**
- 48/293 **Modulator, color TV/Catel**
- 65/145 **Towers/Fort Worth Tower**

CCTV

- 47/304 **Video tape recorder/Concord**

TEST EQUIPMENT

- 48/281 **Counter-time/Monsanto Electronics**
- 44/203 **Oscilloscope/Telequipment**
- 60/138 **Test tapes/Taber**

COMPONENTS, WIRE & CABLE

- 56/131 **Silicon rectifier/Wilkinson**
- C3/146 **Tubes/Amperex**

PHOTOGRAPHIC & LIGHTING EQUIPMENT

- 11/106 **Color film processors/FilmLine**
- 48/287 **Film conditioning system/Lipsner-Smith**
- 51/121 **Film conditioning system/Lipsner-Smith**

ANTENNAS, TOWERS & TRANSMISSION LINES

- 50/294 **Antenna, headend, uhf/Scientific-Atlanta**

MISCELLANEOUS

- 49/119 **Books/Tab Books**
- 58/134 **Computerized systems/Broadcast Computer Products**
- 64/143 **Convention & exhibition/IEEE**
- 51/122 **Home study courses/Cleveland Institute of Electronics**
- 64/144 **Motel/Shore Drive Motel**

THE 6076 IS A FINE TETRODE, WASN'T IT?

NOW MEET THE 6076A.



Amperex announces a new metal-ceramic plug-in replacement for the all-glass 6076. It's proven to be so superior to the 6076 that we've doubled the warranty to 2000 hours without increasing the price. We pump the ceramic tube at higher temperatures, achieving a better vacuum to give you longer tube-life. The use of ceramic permits us to hold much tighter dimensional tolerances, resulting in greater uniformity, tube-to-tube. This will reduce to an absolute minimum, any need for tuning or readjustment of your transmitter when you change tubes. The 6076A, like the 6076 is a 4 KW external anode tetrode designed for use as a power amplifier in FM and VHF TV transmitters.



...AND SEE WHAT WE'VE DONE WITH THE OLD 4-400!

We switched from the industry's conventional "double helix" cathode to a new MESH cathode and we've come up with a better plug-in replacement for the 4-400. The new 8438A gives you a guaranteed hum level of better than -60 db, is more rugged than the 4-400 and has greater reserve emission. The high thermal capacity of the 8438A's graphite anode virtually eliminates any danger from temporary overload. Like the 4-400 it replaces, the 8438A is an all-glass power tetrode designed for VHF amplifier, oscillator and modulator service in broadcast and communications systems. Both new tubes are immediately available from your Amperex distributor. For data, write or phone: Amperex Electronic Corporation, Professional Tube Division, Hicksville, New York 11802. Telephone: (516) 931-6200.

Amperex®


TOMORROW'S THINKING IN TODAY'S PRODUCTS

A NORTH AMERICAN PHILIPS COMPANY

Circle 146 on Reader Service Card

Our best advertisements... are our satisfied customers!*

*COMPLETE LIST ON REQUEST



*Grass Valley Group switcher
installation at KTLA (Channel 5),
Los Angeles.*

We could spend a lot of money telling you that the Grass Valley Group manufactures the finest production and routing switching systems in the world. We know it's true. But why take our word for it? Ask the people who have them.

On request, we will be happy to send you a complete user list. Not a select few but a total user list. To receive this information, just contact your nearest Gravco Sales office.

Sold exclusively by **GRAVCO SALES, INC.** Regional Offices:

6515 Sunset Blvd.
Los Angeles, Calif. 90028
(213) 462-6618

2626 W. Mockingbird Lane
Dallas, Texas 75235
(214) 352-2475

1314 W. Northwest Highway
Arlington Heights, Ill. 60004
(312) 394-1344

Station Plaza East
Great Neck, N. Y. 11021
(516) 487-1311



THE GRASS VALLEY GROUP, INC.

P.O. Box 1114 • GRASS VALLEY, CALIFORNIA 95945
Circle 147 on Reader Service Card