

APRIL 1982

\$3.00

BME

BROADCAST MANAGEMENT/ENGINEERING

SPECIAL REPORT:



Compact, clean and capable



It's hard to believe that so many outstanding features could be packaged in a compact, desk-top audio console. But we did it. The new ADM 1600 Series II sets new standards for versatility and capability.

This new console is available with up to 16 discrete inputs, 4 submaster and 2 master outputs. Along with a host of optional modules, the 1600 is perfectly matched to today's production and broadcast environments. And, like all ADM consoles, it is manufactured to the highest quality standards and backed by an exclusive 5-year warranty.

If you're thinking the best — think ADM.

Contact ADM Technology, Inc.

Home Office: 16005 Sturgeon
Roseville, Michigan 48066
(313) 778-8400, TLX 23-1114

West Central Sales: (817) 467-2990

West Coast Sales: (415) 664-2400

East Coast Sales: (313) 778-8400

Rocky Mountain Sales: (801) 486-8822

ADM[®] **1600 SERIES II**
The Audio Company

Editing starts with CMX

If you think you can't grow from absolute simplicity to total performance look at the world standard for editing.

Editing starts with the CMX 340X because it performs exactly the same simple functions competitors' limited systems do. Two machine cuts editing, for instance, requires the same number of keystrokes. But for you that's only the beginning. The expandability of the 340X will not restrict its simplicity at any point in your growth.



CMX 340X keys are grouped conveniently, color coded, and easy to reach. That's one reason it's as easy to operate as most limited capacity editors.

Editing never ends with CMX because the 340X is the most expandable and sophisticated editing system in the world. All the new techniques in post-production developed over its five-year history have been added to the earliest 340X systems. The simplicity of the 340X does not

restrict its expandability at any point in your growth.

Editing starts with CMX because every 340X system installation includes basic training in operation and maintenance. CMX has the world's largest staff of editing system specialists to keep you going. These experts are available to install and train you on new features as they become available.

Editing never ends with CMX because our staff editors provide complete 340X training that never stops. This training is supported by advanced seminars, newsletters, an editors' advisory panel, plus worldwide experience in post-production that only the editors at CMX have.

Editing starts with CMX because it did. CMX built the first simple, practical, computer-assisted editing system over ten years ago. Along with our original customers we

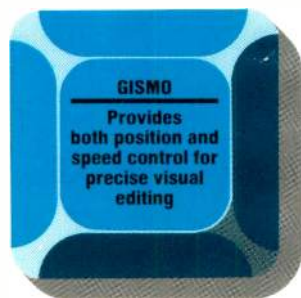


have continued to grow and to lead. While others have come and gone, CMX continues to be the world standard for editing. We have the ten-year track record to support you now and in the future.

Editing never ends with CMX because your initial investment is protected from absolute simplicity to total performance. Before you invest in post-production, look at the difference


in total investment between competitors' limited systems and CMX.

The 340X has replaced many other systems; and every CMX user has stayed with us when he expanded his system. Editing never stops with CMX when editing starts with CMX.



Orrox Corporation 3303 Scott Blvd., Santa Clara, CA 95050 (408) 988-2000 Telex 910-338-0554/Chicago (312) 325-8488/Los Angeles (213) 980-7927/New York (212) 371-1122
International Representatives: Magna Techtronics, Australia/Totsu, Japan/Sight and Sound, Hong Kong/TeknoMerica, Mexico City/Arvid, Argentina/F.W.O. Bauch, United Kingdom/Thomson, France/GTC, W. Germany/Video Promotion, Belgium/Communications Consultants, South Africa

CMX
ORROX



**Can you spot the five cars
headed for Wyoming?**



The mind-boggling job of keeping track of trains in a switching yard is handled by a giant computer console that receives its signals over our 3M "Scotchflex" Cable/Connector System. It's a color-coded system of cables, connectors, assembly equipment and accessories that puts complex installations on a fast track. At 3M, by listening to people's needs, we've pioneered over 600 products to

serve the needs of the electronics and electrical manufacturing industries. They include products for the manufacture of electronics/electrical components, semiconductors, electronic circuits and electrical appliances and equipment. There are sure to be some to fit your needs. So let us hear from you. At 3M, we're in the business of hearing. **3M hears you...**

For your free 3M Electronics/Electrical Manufacturing Brochure, write: Department 035004/3M, P.O. Box 4039, St. Paul, MN 55104.

Name

Address

City State & Zip

Or call toll-free: 1-800-323-1718, Operator 363. (Illinois residents call 1-800-942-8881.)

3M

BM/E

BROADCAST MANAGEMENT/ENGINEERING

BM/E

SPECIAL REPORT:



The ever-increasing diversity of radio and television field production technology is the theme of this month's Special Report: EFP.

Art direction for the April issue by Saija Osis.

Publisher
Charles C. Lenz, Jr.
Editorial Director
Gerald M. Walker
Editor Emeritus
James A. Lippke

Editor
Robert Rivlin
Senior Editor
Robin Lanier
Managing Editor
Janet E. Smith
Associate Editor
Eva J. Blinder
Assistant Editor
Tim E. Wetmore
Editorial Assistant
Douglas Damoth
Editorial Assistant
Toria Smith
Special Assignments Editor
C. Robert Paulson

Associate Publisher
Djuna Van Vort
Production Manager
David Rose
Circulation Manager
Robert Crawford
Sales & Marketing Assistant
Charles Read
Reader Service
Sharon Porges

Comptroller
Michael J. Lanni

APRIL 1982/VOLUME 18/NUMBER 4

- 10 **Editorial**
The future of HDTV is now
- 14 **Broadcast Industry News**
FCC's AM stereo stance: marketplace must decide; RCA sets \$13 million fee for Satcom 4 transponders; Clear-channel, program acquisition rules upheld
- 29 **Radio Programming & Production For Profit**
Mutual tees up for golf course EFP
- 33 **Television Programming & Production For Profit**
Real People proves U-Matic a real EFP alternative

Special Report: EFP

- 40 **Convoy!**
TV production crews travel in everything from tractor-trailers to panel trucks
 - 51 **Full Studio Quality On Wheels: A Highly Successful Radio Mobile**
KFRC's mobile studio duplicates the main studio in quality and operation
 - 63 **EFP Camera Technology: A Microprocessor's Work Is Never Done**
Microprocessor-based remote-control systems keep pace with camera developments
 - 73 **Intercoms In EFP: Versatility Is The Key**
A look at available intercommunication systems for EFP
-
- 85 **Zoom Lens Primer**
The basics about lenses to help you evaluate what's right for your needs
 - 97 **Illusions and realities of HDTV**
Where is HDTV now, where is it going, and how quickly?
 - 111 **SMPTE Winter Conference Explores Tomorrow's Technology**
Current trends in technology kept TV broadcasters well occupied at recent sessions
 - 115 **Tax Tips For Stations**
Reducing property taxes
 - 119 **FCC Rules & Regulations**
Deregulation 1981: where has the deregulation trend taken us so far?
 - 123 **Great Idea Contest**
Vote for this month's winner—enter next month's contest
 - 133 **Broadcast Equipment**
BM/E's survey of new products

Coming in May . . .

Satellites in Radio and TV is the theme of a Special Report, with exclusive early-line coverage of new offerings at the NAB plus reports on TV DBS advances and new Radio nets.

BE SURE TO ENTER OUR NEW GREAT IDEAS CONTEST. DETAILS ON P. 123.


BROADBAND INFORMATION SERVICES, INC.

295 Madison Ave., New York, N.Y. 10017, 212-685-5320, Telex: 64-4001
Publishers: **BM/E—Broadcast Management Engineering**
BM/E's World Broadcast News



VBPA BM/E BROADCAST MANAGEMENT ENGINEERING (ISSN 0005-3201) is published monthly by Broadband Information Services Inc. All notices pertaining to undeliverable mail or subscriptions should be addressed to 295 Madison Ave., New York, NY 10017. BM/E is circulated without charge to those responsible for station operation and for specifying and authorizing the purchase of equipment used in broadcast facilities in the U.S. and Canada. These facilities include AM, FM and TV broadcast stations, CATV systems, ETV stations, networks and studios, audio and video recording studios consultants, etc. Subscription prices to others \$24.00 one year, \$36.00 two years. Foreign \$30.00 one year, \$48.00 two years. Air Mail rates on request. Copyright 1982 by Broadband Information Services, Inc., New York City. Second class postage paid N.Y., N.Y. and additional mailing offices.

NEWSMAKER



New 300-2 Production Switcher Is Good News For Local Broadcasters!

More Than 100 In Service

Over 100 broadcasters and production houses are now enjoying the versatile 300 Switcher in the industry's most demanding production environments. Now, local broadcasters can have the power of the 300 in a size more suited to local needs and budgets. With two full featured mix/effects systems, a program/preset mixer, downstream keyer, and optional MkII Digital Video Effects, the 300-2 is the answer to your news director's most ambitious plans to improve that air look.

New Standard Features:

Each 300 Switcher includes a powerful E-MEM effects memory system, with *Effects Dissolve and Sequencing*, in each mix/effects system. With E-MEM storage you can preset effects for a tight news format and use sequences to recall your openings and bumpers at the push of a button. Other standard features, such as automatic external key selection, chroma key memory, independent lever and title auto transitions, look-ahead preview and up/down unlimited re-entry make the 300 very responsive to fast paced production.

An Integrated System:

The 300 Switcher and optional MkII Digital Video Effects were designed as a total system. The DVE interface, including *automated input switching buses, tracking chroma key, wipe follow, microprocessor communication and camera tally*, is fully implemented in the system. For post production needs, a field proven serial interface is available for use with most premium grade computer editing systems. Your "News Switcher" can do double duty for commercial and promotion production, keeping down costs of outside services while attracting new clients.

Grass Valley Group Reliability

Separate microprocessors per mix/effects, wire-per-function backup on critical control panel functions and carefully thought out fail-safe modes assure maximum on-air confidence. Of course, GVG service support and training courses are available.

Production power, straightforward operation, unique standard features and Grass Valley reliability — a *total system*. Why not make news in your market with a 300 Production System?

THE GRASS VALLEY GROUP, INC.®

P.O. BOX 1114 GRASS VALLEY CALIFORNIA 95945 USA • TEL: (916) 273-8421 TWX: 910-530-8280

A TEKTRONIX COMPANY


Offices: *Eastern Regional:* 499 Thornall St, Edison, NJ 08817, (201) 549-9600 • *Southeastern District:* 1644 Tullie Circle N.E., Ste 102, Atlanta, GA 30329 (404) 321-4318 • *Midwestern Regional:* 810 West Bristol St, Elkhart, IN 46514 (219) 264-0931 • *Northwestern District:* 3585 North Lexington Ave, Ste 238, Arden Hills, MN 55112 (612) 483-2594 • *Southwestern District:* 316 Seminary South Office Bldg, Fort Worth, TX 76115 (817) 921-9411 • *Western District:* 1032 Elwell Court, Ste 244, Palo Alto, CA 94303 (415) 968-6680 • *Western Regional:* 21243 Ventura Blvd, Ste 206, Woodland Hills, CA 91364 (213) 999-2303

AFFORDABLE

Advanced Transport Design
For fast and gentle tape handling
of all reel sizes from 6½ inch
"spots" to 2-hour, 11¾ inch reels.

Serviceability
From the top, front and back with
hinged door assemblies providing
easy access to the audio system,
major plug-in printed wiring
assemblies and power system.

AST™ Automatic Scan Tracking
Delivers disturbance-free slow
motion from play to
still-frame mode.



E ONE-INCH

Introducing the Ampex VPR-80. Type "C" broadcast quality on a budget.

Excellent picture quality and low cost. That's what you get with the VPR-80, the new professional video recorder from Ampex. Whether you're adding to your present facility, or moving into the professional video market, you'll find the VPR-80 to be a totally new concept. Yet, it incorporates the most demanded features of the world's most popular one-inch Type "C" VTR, the VPR-2, plus several new and advanced capabilities.

The VPR-80 provides the latest in recording technology. You get a transport designed for superior tape handling of all reel sizes from 6½ inch "spots" to 2-hour, 11¾ inch reels. It has dual microprocessors to control all VTR functions and servo systems, a universal power supply, built-in audio monitoring and a power-down feature that remembers the control panel setup even when the power's off. Plus built-in diagnostics to keep

operation and maintenance costs to a minimum. But there's more.

You also get as standard the Ampex exclusive AST™ automatic scan tracking for perfect slow motion and still frame pictures, plus frame-accurate editing with simple, operator-oriented controls. Not to mention table-top or rack-mount versatility and compatibility with the entire family of Ampex VPR accessories. With the VPR-80, everything from setup to servicing can be accomplished with a minimum of effort and time.

The VPR-80 was truly designed for the operator. And it's backed by the unique worldwide service and support that

Ampex is known for. To find out how the VPR-80 fits into your application contact your Ampex representative or write Ampex Corporation, Audio-Video Systems Division, 401 Broadway, Redwood City, CA 94063 (415) 367-2011.



Individual Head Replacement
Quickly with only a screwdriver.
No mechanical adjustment or
drum change required.

Frame-Accurate Editing
Results from the VPR-80's precise
tape timer and search system,
AST™ and simple edit controls.

**Fault And Non-Standard
Operation Detection**
Performed as part of the power-up
sequence. If detected, the specific
condition appears as a unique
code in the timer display.

AMPEX TOOLS FOR TOMORROW

Ampex Corporation • One of The Signal Companies 

EDITORIAL

The Future of HDTV is Now

AT THIS STAGE IN ITS DEVELOPMENT, high definition television—whether the 1125-line NHK system recently demonstrated around the country by CBS or a still undetermined standard—is blue sky for most broadcasters. But virtually everyone who has seen the astonishing demonstrations agrees that HDTV represents the future of the medium.

The hardware for producing HDTV signals is already evolving. But high definition faces an urgent, pressing threat: unless frequency allocations are made now, it may never become a broadcast service—whether through DBS satellites or directly through transmitters. There is today no single spectrum allocation assigned to broadcasting which can handle the 20 to 30 MHz bandwidth necessary for the 1125-line signal or its equivalent.

At the 1983 meeting of the U.S. region of WARC, a major decision will be reached concerning the allocation of the 12 GHz frequency. There are many contenders for the frequency, including those who urge that it be assigned for immediate exploitation by NTSC-standard DBS service. Others point out, however, that 12 GHz is the last spectrum allocation left in this part of the world that is capable of handling HDTV's signal bandwidth. Denying its use for HDTV broadcasting now would crush the hopes of being able to broadcast HDTV signals—except by inefficient co-opting of currently available adjacent channels.

Once surrendered it will be virtually impossible to retrieve. The FCC and other government agencies should target the 12 GHz band for broadcast high definition applications lest the future of HDTV be lost.

Whither the U.S. manufacturer?

While on the subject of the future of HDTV, we cannot help but wonder where the Americans have been during the research and development of this technology. Why is Japan's NHK the driving force?

At a time when high technology is one of America's strongest suits in international competition, where are the U.S. manufacturers of HDTV equipment? Where is the innovative thrust that has made this country the broadcast leader of the world?

The answers to these painful questions are not simple. They involve the vast differences between government-industry relations in Japan and government-industry relations in the U.S.

There is no research facility in the United States comparable to the government-supported NHK laboratory. Having worked on HDTV for over a decade, it's clear that the NHK lab can afford to operate with a long term view. By contrast, company-funded R&D efforts in this country have tended to aim for short term, fast turnaround results. R&D is more and more expensive and the bottom line is a top priority, forcing American managers to strive for quick return on investment.

Finally, the reason the Japanese companies have the jump on developing the equipment is obvious. Would NHK invite RCA, Ampex, and Harris to help it develop HDTV equipment? Of course not. Japanese companies—Ikegami, Sony, Matsushita, Fujinon, and Hitachi—got the nod.

All of this is not to imply that the U.S. lacks the capability, the know-how. Far from it. What seems to be missing is the financial impetus. We are seeing another result of a government that has for too long neglected high technology except for projects championed by the Defense Department.

There is no source for the all-important seed money that mobilizes U.S. invention for a long-term effort. True, we did not need this kind of commitment when television was born. But times, quite clearly, have changed.

WOTV

Mr. Dennis Fraser
Vice President & General Manager
NEC America, Inc.
130 Martin Lane
Elk Grove Village, Illinois 60007

December 2, 1981

Dear Dennis:

I wanted to get back to you and thank you for your company's prompt attention to our order for the DMS Digital Video Effects Unit. We had it operational within 24 hours of receipt and it is now a daily part of our news and production operation.

We are extremely pleased with the performance of this new equipment and your company's attention to service during the installation period has been excellent.

Again, thanks for your prompt attention to our order and we look forward to doing business with you again in the future.

Cordially yours,

Marvin R. Chauvin
Marvin R. Chauvin
Vice President and
General Manager

MRC:rg

**NEC CUSTOMERS
SAY IT BEST!
WOTV/GRAND RAPIDS
IS JUST ONE OF THEM.**

NEC

NEC America, Inc.
Broadcast Equipment Division
130 Martin Lane
Elk Grove Village, IL 60007

Call toll free 800-323-6656; in Illinois, call 312-640-3792.

Circle 105 on Reader Service Card

IF IT WERE YOUR JOB TO GET THIS ON TAPE, WHAT TAPE WOULD YOU GET IT ON?

In an era of new technology and changing social values, the Royal Wedding is a throwback to another century. And for a few unhurried hours, the entire world will take the time to enjoy this real life fairy tale.

Satellites will carry the signals around the globe. But for many, including those in America, the Royal Wedding will be seen on tape. The scheduling is tight. The ceremony will go on the air while the procession is still being recorded. There is no time for second chances.

That's why Scotch® Video Tape was there when the Royal Wedding was first recorded. And again when the Moon Walk was first recorded. And again when the Space Shuttle Landing was first recorded.


U.S.-Russia Hockey Game. The Return of the Hostages. The Eruption of Mount St. Helens. Whenever there was one chance to get it, chances are they got it on Scotch Video Tape.

So whether your production is important to the world or just important to you, why take chances? Get it on the one tape you know will get it right.

Magnetic A/V Products Division/3M.

Royal Wedding
July 29, 1981





HISTORY IS RECORDED ON SCOTCH VIDEO TAPE.

3M hears you...

3M

BROADCAST INDUSTRY NEWS

FCC's AM Stereo Stance: Marketplace Must Decide

Despite strong pressure from broadcasters to select a single system for AM stereo, the FCC opted in early March to let the marketplace decide which of the competing systems will prevail.

The decision, hardly surprising in the face of the current administration's strong pro-market position, was opposed by only one commissioner. Abbott Washburn voted against the proposal, arguing that incompatibility of the competing systems could lead to higher costs for consumers, who might be forced to buy sets capable of receiving more than one system.

NAB president Vincent Wasilewski responded immediately to the Commission's move, saying that NAB "will concentrate every effort to equip broadcasters with the technical and marketing information necessary to aid them in converting to stereo transmission if they so desire. . . . Our efforts will now shift toward insuring that AM stereo becomes a marketplace reality."

Both NAB and NRBA had previously gone on record as favoring a single-system approach to AM stereo. In addition, a survey conducted by Harris Corp. earlier this year showed strong support among broadcasters for selection of a single system. Of the stations stating a preference, 74.6 percent said they would like the FCC to name a system.

In deciding for the marketplace ap-

proach, FCC chairman Mark Fowler noted the lengthy delays that could be caused by litigation if a single system were selected. He also said that all the designs met FCC specifications and none seemed to be superior to the others; therefore, selection of one would be arbitrary.

One sign of the times for AM was the recent switch of WABC-AM, New York, to talk from its long-time Top 40 format. The station held the number one position in New York City for many years until it was bumped by disco FMer WKTU about four years ago. Commented one ABC official, "AM is finished for music."

RCA Sets \$13 Million Fee For Satcom 4 Transponders

RCA Americom will lease transponders on its Satcom 4 satellite for a fixed rate of \$13 million each under the terms of a new tariff submitted for FCC approval late in February.

Potential customers for the service were instructed to submit their orders—accompanied by the fee—to RCA on March 29. If more applications were received than the number of available transponders, RCA said, it would hold a lottery to determine the recipients. The tariff was scheduled to take effect March 26.

The \$13 million charge, which gives the lessee use of the transponder from the day the satellite goes into service until December 31, 1989, is based on

two factors, RCA said: the average price bid at the company's ill-fated auction (see *BM/E*, March, 1982, p. 12) and the cost to RCA of providing service. Satcom 4 was scheduled to become operational April 1. Under the proposed tariff, RCA waives the right to increase rates during the term of service in almost all cases. Users will at first lease their transponders on a preemptible basis; they will be upgraded to unprotected status around January, 1983, and to protected status by about the following June.

Clear-Channel, Program Acquisition Rules Upheld

Two FCC decisions that had been appealed have been upheld by courts in Washington and New York.

The U.S. Court of Appeals for the District of Columbia Circuit has affirmed the Commission's 1980 clear-channel ruling, which opened up the clear-channel frequencies to additional full-time stations by limiting nighttime coverage for existing stations to approximately 1500 miles in diameter. Two clear-channel licensees, Capital Cities Communications, Inc., and Loyola University, had appealed the ruling. Capital Cities is licensee of WJR, Detroit, and WBAP, Ft. Worth; Loyola holds the license for WWL, New Orleans.

While noting that it could not "pass on the wisdom of the scheme adopted by the Commission," the court said,


NASA Klystron Modification Could Halve TV Power Bills

A scientist at NASA has invented a device that, when incorporated into a klystron, could cut the power requirements of UHF TV stations by as much as one-half.

The device, called a multi-stage depressed collector, increases klystron efficiency to as much as 30 percent—far higher than the 10 to 15 percent efficiencies now common in klystrons in UHF transmitters. Its inventor is Dr. Henry G. Kosmahl of the Lewis Research Center in Cleveland, OH, and its original purpose was to increase the signal intensity of communications satellites without increasing power consumption. Kosmahl pointed out that the price of electricity is rising by 20 percent a year; he suggested that such savings could make it attractive


for stations to share the development costs of the new tubes.

With such obvious benefits to broadcasters, won't the device be on the market soon? It's not so simple, according to Robert Symons, program manager for UHF-TV products at Varian's Palo Alto Microwave Tube Division. Symons told *BM/E* that manufacturers may shy away from committing the large sums required for R&D on the device. Because depressed-collector tubes have already been built on a small scale, it might be difficult to patent the device. The tubes "offer extremely attractive advantages for power saving," Symons explained, "but it is not at all clear how a manufacturer will recover the development cost."



NASA's Dr. Henry G. Kosmahl with his invention, the multi-stage depressed collector.

It deserves an Oscar



The New Marconi Line Array Telecine B3410

For a remarkable contribution to film in TV, Marconi's new Line Array Telecine B3410 fully deserves its great reputation.

The unique combination of full digital processing with micro-processor control and CCD sensors means exceptional picture quality, shorter set-up times, rapid change of TV standards, long life and minimum maintenance. No tubes, no replacements!

Also offering fast change of film gauge and full resolution Cinemascope, this most outstanding newcomer is available for swift delivery at a highly competitive price.

For full details contact: Marconi Electronics Inc. (John White or Simon Frazer)

Tel: (201) 767-7250 or A. F. Associates
Inc. (Lou Siracusano or Bill Ebell)
Tel: (201) 767-1000.

Marconi
Electronics Inc.



100 Stonehurst Court, Northvale, New Jersey 07647. U.S.A. Tel: 767-7250, Telex:
710-991-9752.

Circle 107 on Reader Service Card



News

"We cannot conclude that the Commission abused its discretion . . . nor . . . that the Commission acted in an arbitrary or capricious manner."

In the other case, the U.S. Court of Appeals for the Second Circuit (New York) upheld an FCC ruling that the Commission's financial interest rule did not prohibit the three major television networks from acquiring non-broadcast rights to TV programs. Viacom International had sought review of the ruling, which was in response to a

request from CBS, Inc. At the time, CBS had argued that the original rule had not foreseen new home video technologies, such as videodiscs and cable.

Viacom countered that the rule prohibited nets from acquiring rights to independently produced programs other than license for network airing, and said that the FCC's interpretation constituted a de facto rulemaking and should be voided. The court sided with the FCC, however, saying that the action was in fact a reasonable interpretation of an existing rule and not a rule-making.

RKO Loses WNAC at FCC; Next Stop, Supreme Court

Barring further appeals from RKO General, Inc., the FCC has given its preliminary approval for the New England Television Corp. to take over RKO's WNAC-TV, Boston. The fate of the station has been hotly contested since January 1980, when the Commission found RKO unfit to be WNAC's licensee because of the business practices of its parent company, General Tire and Rubber Co.

RKO has already filed an appeal with the U.S. Supreme Court—its last chance to keep WNAC. Until the court reviews the case, RKO must keep profits from the station in an escrow account, the FCC ruled. The money will go to public broadcasting or another nonprofit cause if RKO loses the case, the FCC said.

Last December, RKO lost an appeal before the U.S. Court of Appeals for the District of Columbia Circuit court, although the court ordered the FCC to reconsider its plan to revoke two other RKO television licenses, those of WOR, New York, and KHJ, Los Angeles.

If RKO fails in its final bid before the Supreme Court, the Commission plans to approve NETV, Inc., a subsidiary of the New England Television Corp., the WNAC license.


Mutual Sues Western Union, Alleging Breach of Contract

Claiming that Western Union has refused to deliver additional satellite channels that were specified in the contract between the two companies, the Mutual Broadcasting System has filed a suit against Western for performance of the contract and for \$200 million in damages. The suit was filed in the U.S. District Court for the District of Columbia.

Mutual is presently using three single-channel-per-carrier audio circuits on Westar 1 for its networking operation. However, according to the Mutual complaint the contract with WU, dating to February, 1977, specified that WU would deliver up to five additional SCPC channels on Mutual's demand, and also make available a backup transponder on the same satellite to assure service if the first one failed.

Mutual says that WU has claimed that additional channels are not available, but has apparently sold some to other users whose contracts postdate that with Mutual. Mutual notes that long-based plans to serve its affiliates, now numbering about 1000, will be impossible to carry out without the additional channels. The damages claimed, according to Mutual, repre-

NOW...from ECHOlaboratory A sophisticated, computer-controlled PRODUCTION SWITCHER



The SE/3 is a new-generation, programmable Switcher/Special Effects Generator that offers extremely sophisticated control, editing and effects capabilities at an astonishingly low price. The secret of both price and performance lies in a powerful micro-computer that replaces most of the digital logic found in other switchers, and in an innovative, transition-centered approach to the system architecture. Providing full computer control of all switching and effects, the SE/3 has 12 inputs, full BC crosstalk and distortion specifications and an RS-449 port for editing. Two-and-a-half separate pattern generators and

three mix/effects amplifiers can simultaneously air five different sources and three wipe patterns without lock-outs. It provides for the programming, storage (of up to 200 shots) and instant re-creation of any desired sequence of patterns, pictures and transitions.

A contact-closure editing interface is available for initiating any pre-programmed event. The slim-profile control panel (only 1 3/4" deep) can be installed remotely from the main chassis for maximum flexibility. Yet the SE/3 costs only \$14,000.

Send for complete details.

An ECHOlaboratory Signature Instrument

ECHOlaboratory, Inc.

175 Bedford Road
Burlington, MA 01803 (617) 273-1512



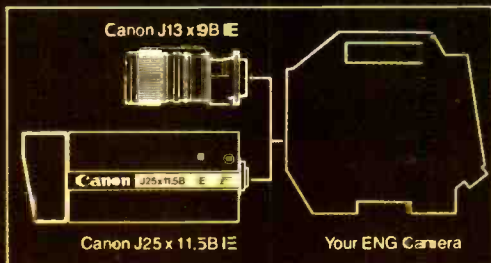
Two Assignments

Canon J13 x 9B IE plus Canon J25 x 11.5B IE and your camera

Two assignments, one location. For example, get great action shots of a football game and also get player interviews at half-time. You can do it with one cameraman and one camera—like the one shown here—with Canon's amazing E.F.P. lenses. Here's how:

Mount our J25 x 11.5B IE on a tripod at your principal location. It's 2/3" system was designed specifically to work with ENG cameras, yet this lens provides a 25-to-1 zoom ratio, power zoom and focus, automatic iris and the image quality you'd expect from a Canon broadcast lens. Another choice is the Canon J20 x 8.5B IE, with a 20-to-1 zoom ratio. (Both these lenses have built-in extenders, too!) With your ENG camera attached, you've got full capability.

Detach your camera from the fixed lens, mount the famous



Canon J13 x 9B IE and head for the locker room!

You've got a 13X, f1.6 lens now and can move about freely for your interview shots.

The J13 x 9B IE is unsurpassed as an ENG lens, with Cable Drive and auto iris capabilities

plus built-in extenders and auxiliary wide-angle and telephoto accessories available as well.

Electronic Field Production is a reality. A practical reality because you don't have to send two crews or even two cameras to a single location if all you really need is one ENG camera and two Canon lenses. And, costs notwithstanding, sometimes you just don't have enough cameras to go around. Selecting the right combination of Canon lenses could actually double the utility of the ENG cameras you already own. And that's something ever your accountant can appreciate!

Find out more. Use the coupon or write on your letterhead for the facts on the Canon J25 x 11.5B IE and J20 x 8.5B IE lenses, as well as our popular J13 x 9B IE. We'll also be happy to arrange a practical demonstration for you. A very practical demonstration!



Canon

Optics Division

Canon U.S.A., Inc. Head Office: One Canon Plaza, Lake Success, N.Y. 11042 (516) 485-7700
 140 Industrial Drive, Elmhurst, Ill. 60126 (312) 833-3070 • 13 Paulina Avenue East, Costa Mesa, Ca. 92626 (714) 979-6200
 Canon Canada, Inc., 3245 American Drive, Mississauga, Ontario L4V1B8, Canada
 Canon Amsterdam N.V. Industrial Products Division De Boelelaan 8, Amsterdam, Netherlands

© 1981 Canon U.S.A., Inc.

Circle 1C9 on Reader Service Card

The name to know in broadcasting.
 Please send me information on Canon broadcast TV lenses and accessories.

Name _____ Title _____
 Company/Organization _____
 Street _____ City _____ State _____ Zip _____
 Phone () _____

News

sent a conservative estimate of the resulting loss of business. Western has refused to comment on the suit at press time.

No Industry Consensus on Teletext Standards Issue

With the comments in on the FCC's notice of proposed rulemaking on teletext (see *BM/E*, December, 1981, p. 12), the broadcast industry appears far from a consensus on whether the FCC

should pick a standard or let the marketplace decide.

Lining up on the single-system side were NAB, CBS, ABC, NBC, and RCA. CBS, NBC, RCA and Telidon Videotext Systems, Inc., which markets the Canadian Telidon system here, all spoke up in favor of adoption of the North American Broadcast Teletext Specification (NABTS), worked out a year ago by CBS, AT&T, and proponents of Antiope and Telidon.

Taking the opposite stance were several broadcasters, including Field Communications, Taft Broadcasting, and Koplak Communications. Zenith

Radio Corp., the UK Teletext Industry Group, and Satellite Television Corp. also voiced their opposition to a single standard.

In a related development, WGBH-TV, the Boston PBS outlet, has announced a teletext test with the Antiope system. The year-long test initially will involve 10 permanent and 10 rotating Antiope-supplied receivers, to be placed in public areas such as libraries, schools, transportation terminals, and shopping centers. David O. Ives, president of WGBH, cited the success of the current Los Angeles experiment involving public KCET-TV, CBS-owned KNXT-TV, and KNBC-TV, as "an important factor in our choice" of Antiope technology.

DELTA does it accurately



TCA-10/20-EXR Dual Scale Remote Output
On/Off and Hi/Lo Switching.

RF Ammeter Systems

- MEETS FCC REQUIREMENTS OF 2% ACCURACY •
- MINIMUM MODULATION EFFECT •
- ALL COMPONENTS CAN BE GROUNDED FOR SAFETY •
- ON/OFF SWITCH FOR GREATER LIGHTNING PROTECTION •
- PATENTED TEMPERATURE COMPENSATED RECTIFIER CIRCUIT •
- WIDE TEMPERATURE RANGE -40°F to $+150^{\circ}\text{F}$ •

The Delta series of TCA RF Ammeter systems utilize a toroidal current transformer (TCT) to obtain a sample voltage proportional to the RF current flowing in a conductor. This sample is then connected to a special temperature compensated rectifier circuit via a 50 ohm coaxial cable. The rectifier converts the RF sample voltage to a DC current to drive an indicating instrument.

Every TCA system is calibrated at our laboratory at an RF frequency in the broadcast band—corelated to the National Bureau of Standards. Correction curves are supplied when more than 2% accuracy is required.

We have a wide range of models, scales and optional items which are illustrated and explained in our RF Ammeter Products catalog. Just call or write us for more information.

DELTA ELECTRONICS



5730 GENERAL WASHINGTON DRIVE
P.O. Box 11268 • ALEXANDRIA, VIRGINIA 22312
TELEPHONE: 703/354-3350 TWX: 710-832-0273

NAB Study Warns AM of Cuban Interference Threat

New high-power AM stations proposed by Cuba at the last Region 2 radio conference could have disastrous effects on AM stations in the United States, cautions a study just released by the NAB. According to the NAB's Michael Rau, who conducted the exhaustive survey, stations in 32 states and the District of Columbia would suffer interference if the proposed stations were built.

Hit hardest would be the AM clear-channel stations, some of which would lose their entire secondary service areas, Rau told *BM/E*. As an example, he cited WMAQ, Chicago: a proposed 50 kW station on WMAQ's frequency, Rau stated, would wipe out 98.3 percent of the station's coverage area.

Information from the station inventory submitted by Cuba at the regional conference was entered into the FCC's computer, using the FCC's AM model. The computer then determined which stations would be affected by each of the proposed Cuban stations, and what percentage of service area would be lost for each affected station. NAB plans to use the information to inform Congress that Cuban interference poses a serious threat to U.S. broadcasters.

In a related development, RTNDA reports that Radio Havana, broadcasting on 1160 kHz with 150 kW power, has been picked up as far away as Salt Lake City, UT. The "illegal transmitter" broadcasts English-language material from Radio Havana, plus programs from Radio Moscow.

Minority, Group Ownership Up, NAB Surveys Indicate

According to figures compiled by the NAB, minority ownership of commercial radio and television broadcast stations rose 21.5 percent last year. The association said that as of early February 164 commercial stations were owned by minority-group members—

Circle 110 on Reader Service Card

Vital Industries has instituted a cost-saving manufacturer-financing program - applicable to any Vital equipment purchase.

In accordance with our longterm commitment to more responsive television industry service, equipment purchases are being directly financed by Vital Industries itself **at 10% interest.**

Recognizing the barriers raised by prohibitively high interest rates, this financing program is offered well below prime — to permit prompt acquisition, without delay, of the advanced programming and operational systems so essential to productivity and profitability.

This bottom-line economy adds to the special advantage Vital offers TV management: **a complete line of switching, video effects and station automation equipment, available from one single source** — 25 sophisticated system options, totally line compatible. Including production and post-

production mixers and switchers, plus our exclusive digital video manipulation system, the versatile Squeezoom®. All are state-of-the-art products of Vital's innovative technology; and all are now available with Vital 10% financing.

This low-interest opportunity is made possible by Vital Industries' unique financial strengths, solidly established by nearly two decade's stable performance and continuing growth. Now the largest U.S. independently-owned manufacturer of TV switching, effects and distribution systems, Vital can draw on corporate resources available from few other suppliers.

For full program details, contact our Finance Department:

(800) 874-7875 Toll Free



VITAL INDUSTRIES, INC.


3700 N.E. 53rd Street
Gainesville, Florida 32601, USA

FROM MICRO-TRAK


NEW MODEL 6509 5 CHANNEL STEREO ROTARY OR LINEAR



NEW MODEL 6411 STEREO HIGH PERFORMANCE PHONO PRE AMP



NEW SPORT IV 4 CHANNEL SPORTS/REMOTE



MICRO-TRAK
620 RACE ST.
HOLYOKE, MA.
413-536-3551



Circle 112 on Reader Service Card

News

compared to 135 a year earlier.

The majority of those stations—128—were owned by blacks, including 11 commercial television stations, seven of them VHF network affiliates. Hispanics own 28 radio stations and three TVs; three stations are owned by Native Americans and two by Asian-Americans. In addition, 32 of the almost 1400 noncommercial broadcast stations are licensed to minorities.

Dwight Ellis, NAB VP for minority and special services, cited the FCC's tax certificate and distress sale policies as instrumental in the growth of minority broadcast ownership. The rules, adopted in 1978, account for all the Native American and Asian-American-owned stations, NAB said.

Also up is group ownership of television stations, especially UHFers, according to a report prepared for NAB by Dr. Herbert H. Howard of the University of Tennessee's College of Communications. Broadcast groups now own 85.9 percent of VHF stations in the top 100 markets, up from 76 percent in 1975; multiple ownership of UHFers in the same markets has risen to 67.5 percent from 57.4 percent in the same period. The report notes that the number of UHF stations jumped from 106 to 157 in those seven years while the number of VHF stations remained almost constant.

The number of stations affiliated with local newspapers has dropped significantly, the report claims, while overall affiliations with newspapers have climbed steadily.

Back to Leave NATPE

George Back, executive director of NATPE International since February, 1980, will step down from his post when his contract expires on May 31. Back cited increasing outside demands in program development and distribution, saying that the dual role had become too demanding.

NATPE's Executive Committee and Board of Directors, which met during last month's NATPE Conference, named Steve Currie as Back's successor. Currie, of KOIN-TV, Portland, previously served as president of the Executive Committee. Charles W. Larsen, NATPE first vice president and program director at WABC-TV, New York, headed a search team to screen applicants.

Currie said of Back, "He has been deeply involved with NATPE during several major and successful organizational changes and the introduction of new and improved membership services." He said he hoped to persuade Back to continue with NATPE as a consultant.

CBS's Bill Leonard Retires

Television news veteran William A. Leonard has retired after many years with CBS and CBS News. Replacing him as president of CBS News is Van Gordon Sauter, who had been deputy president since last fall.

Leonard's first job for CBS was a news reporter's spot for WCBS-TV in 1945. He had been with CBS News since 1959, except for a stint as CBS Washington VP in the mid-1970s. He reached the company's mandatory retirement age a year ago.

Among Leonard's credits are the naming of Dan Rather as Walter Cronkite's successor, the two-hour *CBS Morning News*, *60 Minutes*, and *Sunday Morning*.

Also experiencing a change of guard is NBC News, where Reuven Frank has taken over as president after the resignation of William J. Small.

New Radio Consulting Firm to Stress News, Information

A newly formed New York City-based radio consulting company, Cameron Communications, will assist clients in the development of news and information programming. Its founder, Jim Cameron, is a veteran in the field, with three Major Armstrong Awards and one Peabody Award among his credits. He is former news/public affairs director at WCOZ, Boston, and WHCN, Hartford. Most recently, he was instrumental in the creation of NBC's "The Source" radio network, and served as its news director since its inception in May, 1979.

"A modest-sized, properly directed, credible news operation can bring huge ratings to an AOR or AC station," Cameron insists. He says that deregulation frees news directors to "concentrate staff energy on quality news rather than its quantity."

New Company to Distribute Synchronizers in U.S., S.A.

A newly formed company will import and distribute the Audio Kinetics "Q-Lock" synchronizer in the United States and Central and South America. The company, Audio Kinetics, Inc., is the result of a merger between Quintek, the former importer and distributor, and Screen Sound, which held a software license to write specialized operating software for the film and video business. Audio Kinetics will continue to provide these programs, along with other new developments.

Audio Kinetics, Inc., is located at 4721 Laurel Canyon Blvd., North Hollywood, CA 91607, (213) 980-5717. Outside California, the toll-free number is (800) 423-3666.

YOUR AM STEREO SYSTEM IS READY AT HARRIS!

Harris, the leading broadcast transmitter manufacturer, has the complete AM stereo system* products and services broadcasters want.

The only manufacturer to offer a complete AM stereo broadcast product line

- AM stereo generator for high quality transmission.
- Transmitter interface for most transmitters now in use.
- Stereo modulation monitor for easy system set up.
- Broad audio product line.
- Optional field installation/checkout services.

Superior Harris Stereo System

For technical reasons alone the Harris stereo system should be your choice.

- Harris has the only system that has the same bandwidth as your current mono signal. It minimizes antenna and interference problems and is compatible with existing directional arrays, with no degradation of your signal.

- The Harris system permits the same level of modulation as your present signal to maintain loudness.
- The Harris system simultaneously provides maximum stereo and mono coverage.
- The Harris stereo system permits the use of high performance/low cost receivers that will help close the quality gap between AM and FM.

60 years of dedicated service

Harris is the only manufacturer that can put 60 years of service and experience to work to put you on a competitive basis with FM in a cost effective manner.

Act now

Harris is ready to supply you with a complete AM stereo system. Contact us today for full details. Call 217/222-8200. Or write Harris Broadcast Division, P.O. Box 4290, Quincy, Illinois 62305-4290.

*U.S. Patent 4,225,751. Other U.S. and foreign patents pending.



HARRIS

News Briefs

Almost **300 LPTV applications** were accepted for filing with a cutoff date of March 19, 1982, as the FCC moves ahead on its backlog of 6000 LPTV applications Satellite Television Corp., the Comsat subsidiary that has applied for a DBS commercial license, has urged the FCC to act quickly to **process the DBS applications** it has received The FCC, declining to create a new auxiliary broadcast license class for nonbroadcast station licenses, has **authorized broadcasters to**

use auxiliary frequencies on a short-term, secondary basis without prior approval The Broadcast Bureau has **disbanded its Reregulation Task Force** and has named James (Steve) Crane as liaison to the Regulatory Review Working Group.

AT&T has filed a proposal with the FCC to offer **nationwide distribution of radio programs** over its Comstar satellite system. The high-quality, multichannel transmission and distribution system is planned to start up later this year with syndicator DIR Broadcasting as the first customer **Radio ENG is the key** to the viability

of the medium, UPI Audio Network's general manager David R. Donovan told delegates at the recent Colorado Broadcasters Assn. annual meeting **Over 40 stations have signed** to carry RadioRadio, CBS's new young adult radio service, scheduled to premiere April 26.

RTNDA president Wayne Godsey has called upon the Senate to **pass S. 20**, the bill that would allow radio and television coverage of Senate floor proceedings SMPTE's working group on **standards for the half-inch cassette video recorder** for broadcast applications is continuing to meet regularly, but may face difficulty reconciling the different systems Applications are due April 26 for the next **SBE certification exams**, to be held June 18 to 26. For an application, write to the Certification Secretary, SBE, P.O. Box 50844, Indianapolis, IN 46250.

The NAB has told the FCC it supports the Motion Picture Assn. of America's **copyright proposal for CATV systems**, which calls for "all evidence that is relevant and material to establishing the full value" of distant signals and syndicated programs to be considered in setting copyright royalties The association also told the CRT that **broadcasters deserve a share of the royalties** awarded for syndicated programs, many of which they produce.

Radio's **pretax profits for 1980 dropped** 33.6 percent from the 1979 levels, according to the FCC's annual financial figures for commercial radio. Total revenues rose 10.4 percent, but increased expenses accounted for the loss in net Entries for the **1981 Major Armstrong Awards**, sponsored in part by NRBA, are due June 1 RKO says that its **RKO One radio net ranked number one** among all 10 nets in its target demographics according to the spring 1981 Arbitron The RKO Radio Networks have become charter members of the new **Radio Network Association**, formed February in New York City. RKO president Thomas F. Burchill is vice chairman of the group, which is chaired by Edward F. McLaughlin, president of the ABC Radio Networks WNGE-TV, Nashville, TN, received a **first place award** in the U.S. Television Commercials Festival for a station promo written and produced in-house.

The Audio Engineering Society will hold a conference on "**The New World of Digital Audio**" at the Rye Town Hilton, Rye, NY, June 4, 5, and 6 **Test & Measurement World Expo** will take place April 19 to 22 at the San Jose Convention Center. More information is available from conference director Meg Bowen at (617) 254-1445.

The Wireless Intercom System designed for your specific needs

The Cetec Vega Q System fulfills the demanding applications of motion picture, broadcasting and stage production communications. Sound and camera crew cuing, stunt coordination, sound program monitoring, etc. can be achieved easily without running cables.

Features

- Can interface with wired intercom systems such as RTS, Clear-Com, David Clark, four wire, etc.
- Operates simplex or duplex with up to 6 walking units plus 1 plug-in unit (at the base station, which can include a wired-intercom interface).
- Operates in the VHF high band, 150 to 216 MHz, for minimal interference.
- Usable with commonly available headsets (electret or magnetic).



 **Cetec Vega**

Division of Cetec Corporation
P.O. Box 5348/EI Monte, CA 91731/(213) 442-0782/TWX 910-587-3539
In Canada: A. C. Simmonds & Sons Ltd.

Circle 114 on Reader Service Card

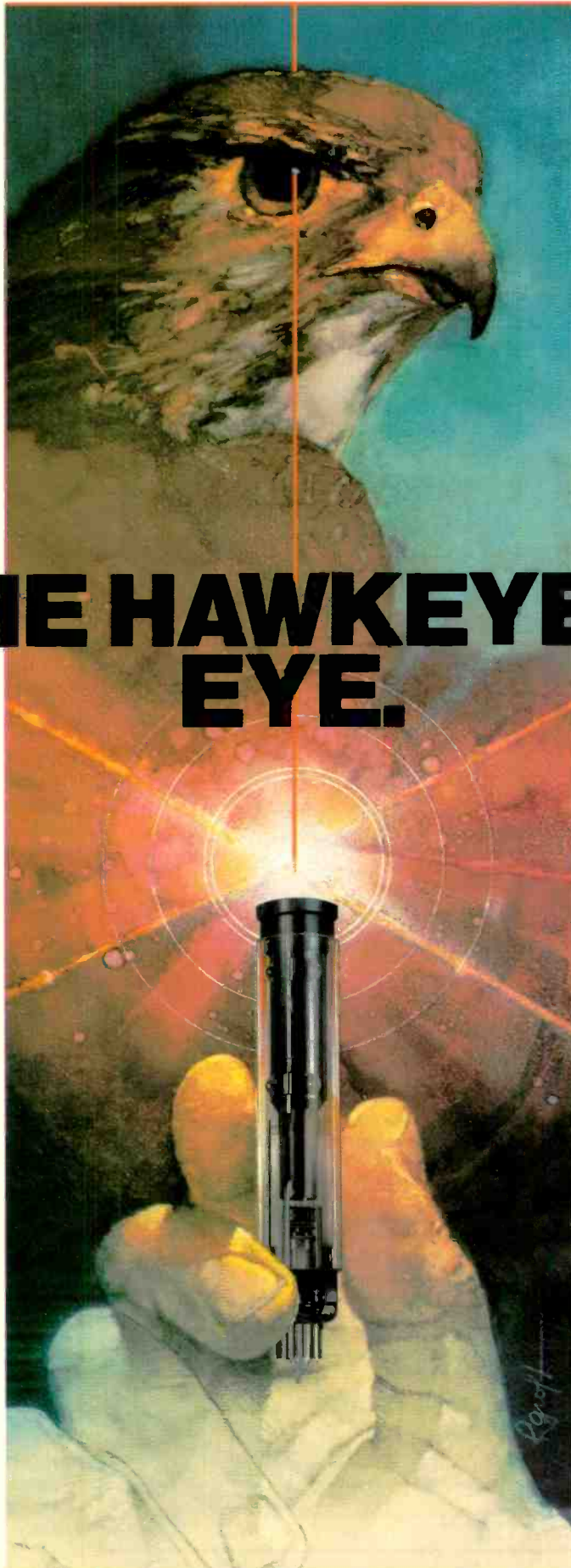
INTRODUCING

THE HAWKEYE'S EYE.

RCA's revolutionary new handheld HAWKEYE ENG camera was built around a revolutionary new RCA tube — the ½ inch SATICON*. Its superior performance is the direct result of enlightened design techniques and the inherent characteristics of the Selenium-Arsenic-Tellurium photoconductor.

The SATICON tube offers outstanding resolution, and handles high-contrast scenes without unpleasant distortion or discoloration. Color pictures come through spot-free, without flare. For these and many other reasons, SATICON tubes are now used in over 50% of the new color cameras sold in North America and Japan.

On the basis of performance, reliability and general user acceptance, they



will soon predominate in color television cameras worldwide.

SATICON tubes are now available as new or replacement equipment for most ENG, studio and remote cameras. For more information, please write RCA Camera Tube Marketing, New Holland Avenue, Lancaster, PA 17604. Telephone: (717) 397-7661. Or RCA Brussels, Belgium. Sao Paulo, Brazil. Sunbury - on - Thames, Middlesex, England. Paris, France. Munich, W. Germany. Hong Kong. Mexico 16 D.F., Mexico.

RCA

* Used by permission of trademark owner.

Business Briefs

Ramko Research, Inc., with the backing of one of the world's largest banks, now has a low 10 percent per year financing plan for up to two years.

Midwest Corporation has announced an agreement with the National Republican Congressional Committee to install a one-inch video editing system in the group's studio facility

Ampex Corp. has signed a contract with **Metromedia Television** to deliver 10 VPR-2B VTRs, a VPR-20 portable one-inch VTR, and related video

equipment valued at over \$1 million A white paper on "One-Inch Videotape and the VTR" has been released by **3M** and will be available to members of the industry who send their requests on a company letterhead to 3M in St. Paul, MN 55101.

Sony has announced that **The Vidronics Company, Inc.**, has purchased five BVH-1180 VTRs for its videocassette duplication and post-production divisions **Video Transitions** has added Sony BVU-800s to its 3/4-inch, one-inch Edit Bay II **Western Videotape Productions, Inc.**, has purchased two Sony BVU-800 VCRs for its post-production

department.

Satellite Communications Network, Inc., has announced the leasing availability of occasional transponder time on two satellites: Westar I-transponder 3 and Comstar D2-transponder 10V **Satcom Technologies, Inc.**, has received orders totaling more than \$600,000 for earth station antennas to be used at TV broadcast stations

The Graphics Express Corp. has recently designed sets for five of the six Times-Mirror television stations

RCA Astro-Electronics will build four advanced Satcom satellites, the first of which will be launched in October 1982 and dedicated to Alaskan service. The company's Commercial Communications Systems Division has begun regular deliveries from production of its TR-800 one-inch VTRs Radio station KYYX, San Diego, CA, recently installed a new **Harris FM-25K FM** transmitter. **Harris Farinon Video** has changed its name to **Harris Broadcast Microwave** to appropriately designate that division's marketing format.

Oak Industries, Inc., expects to file with the SEC a registration statement covering a \$100 million convertible subordinated debenture offering In its second year as a fully operating company, **Logica, Inc.** more than doubled both its revenues and profits, according to Dr. M. C. Faulkes, president.

Radio Arts has concluded its best year ever with strong sales at the end of 1981 **ADDA Corp.** announced record earnings for the first quarter of 1982, surpassing those of any full year in the company's history. **Walter Byers** and **Thomas Pashos** have been named to the Board of Directors at the company's annual meeting in January **ADDA** has also announced delivery of **ESP-150C** still store systems to **Warner-Amex**, New York, and to **Paramount Studios**, Los Angeles.

Alcon Productions, Inc., recently completed videotaping (for the three major network affiliates in New Orleans and for ABC in San Francisco) the launching of the largest container ship ever built in the U.S.

With its increase in size and production method, **Wolf Coach** has moved to a larger facility at 7 "B" Street, Auburn Industrial Park, Auburn, MA 01501 **Independent Television Sales** has moved to 444 N. Michigan Ave., Suite 1770, Chicago, IL 60611 7201 Lee Highway, Falls Church, VA 22046 is the new address for **Perrott Engineering Labs**, supplying the firm with larger quarters and superior facilities **Gateway Productions**, an independent commercial and pay television production company, is now headquartered at 304 East 45 St., NY, NY 10017.

Think of us as your mike expert.



The 635A - Perfect design from the start

The Electro-Voice 635A is probably the most widely used broadcast microphone currently available. Yet it was introduced back in 1967! There are microphone companies that haven't been around as long as the 635A! What makes a microphone continue to be the broadcasters' favorite after 15 years in the field?

The 635A was designed to be used anywhere. Its screw-machined steel case and mechanically nested parts set standards for durability and ruggedness that the competition still strives for. It was the first omnidirectional microphone designed to have a shaped, rather than flat, frequency response. A rolled off bass response combined with a slightly rising high end make it perfect for vocal

reproduction. And it was the first microphone of its type to feature an elastomer encased head capsule for reduced handling noise and additional protection from severe mechanical shock.

Despite all the technological advances in the broadcast, recording and sound reinforcement industries, the 635A continues to be the "audio man's screwdriver" - a microphone tool that can be used anytime, anywhere, for almost anything. When a product is designed right to start with, there's no need for it to become obsolete. All Electro-Voice professional microphones are designed with the same goal in mind. That's why people think of Electro-Voice as their microphone expert.




Ev **Electro-Voice**
a gulton company

600 Cecil Street, Buchanan, Michigan 49107

In Canada:
Electro-Voice, Div. of Gulton Industries (Canada) Ltd.,
345 Herbert St. Gananoque, Ontario K7G 2V1

Circle 116 on Reader Service Card

PEIRCE-PHELPS. FOR EVERYTHING FROM MINI-VANS TO MAXI-STUDIOS



We just supplied a compact news van to Warner Amex in Mesquite, Texas. And an on-air production studio to WWAC-TV in Atlantic City. Now we'd like to do something for you. Call or write and tell us what you need.

PEIRCE-PHELPS, INC. VIDEO SYSTEMS DIVISION


2000 N. 59th Street, Philadelphia, Pa. 19131, 800-523-4682. In Pennsylvania, call 215-879-7171.

Circle 117 on Reader Service Card

Prime Time

For information on the products or services mentioned here, contact your RCA Representative. Or write RCA, Prime Time, Bldg. 2-2A, Camden, NJ 08102.

TR-800 Field Reports A-OK



Final testing is completed on the latest shipment of customer-bound RCA TR-800 VTRs.

Successful integration reports of the TR-800 one-inch helical scan video tape recorder are arriving daily at the RCA Camden assembly facility. The announcements have come from around the world as the TR-800 proves itself in both the International and United States video production markets.

Multi-Feature Deliveries

Various configurations of the versatile TR-800, from the compact transportable to the multi-feature studio console with monitor bridge, have been accepted at customer locations. To meet specific broadcast and production requirements, many of the TR-800s have been equipped with AE-800 time code editing systems, TBC-8000 time base correctors and Multi Rate Video Controllers. The micro-computer controlled TR-800 will interface with existing RCA Quad and One-Inch recorders providing operations with versatile and cost-effective installations.

HAWKEYE Now Even More Versatile, More Compact



Applications versatility was a major design objective of the HAWKEYE system. Modular system design the inevitable result. Now the system is even more flexible to meet more of your field and studio operations needs. HAWKEYE is the most complete, and adaptable recording camera system available today.

Compact Recording Camera With Field Playback

The HCR-1 one-person field production system is more versatile than ever. A built-in time code generator, new as a standard, saves your crew valuable post-production time. A new playback option allows your operator to play back recorded material thru the

viewfinder for in-the-field confirmation of picture results.

New Remote Control Option

For electronic field production flexibility, HAWKEYE offers triax remote control for the HC-1 camera. There's no belt-pack, simply a triax adaptor that links to the HC-1 camera back. The system, with complete video, control, and audio functions, provides power for the camera over cable lengths up to 5,000 feet. NTSC or PAL composite, Y-I-Q baseband or R-Y, B-Y signals may be transmitted between camera and base station. Compact, the base station mounts in a half-rack space, allowing more convenient monitoring and scope arrangements. The compact operator's panel reduces console space requirements.

New VTR Configurations

Engineered VTR improvements include new configurations. Field recorders are more compact. A four-channel microphone mixer built into the baseband adaptor offers added audio capability without bulk. The HR-2 studio VTR now provides a search and jog function to allow quick location of recorded material. Accessibility is facilitated with a front panel that swings up to reveal all circuitry, even while the HR-2 is in operation. That's convenience, that's flexibility.

HAWKEYE. The best performing, most versatile recording camera you can consider. Our new brochure Form #9298B will reveal all the HAWKEYE system advantages. Write for your copy.

TR-800 World-Wide Performer

Starting in late 1981, deliveries of RCA's TR-800 video tape recorder have been made internationally to many customers. These include:

The Arab Republic of Egypt
P. T. Taju Puspa Ltd. — Indonesia
Venevision — Venezuela
HSV-7 — Australia
WOR — New York, NY
WRGB — Schenectady, NY
WREX — Rockford, IL
WEHT — Henderson, KY
Ft. Bliss — El Paso, TX
KVUE — Austin, TX
WTRF — Wheeling, WV

TR-800 deliveries continue, and RCA has announced that new orders are now being accepted for Spring delivery.

TTG-Series TV Transmitters: 10 kW to 100 kW

With the addition of the new TTG-35H, highband 35 kW model, RCA's G-Line series of VHF Transmitters now includes 27 models, covering highband, lowband, single-end and parallel systems—in a range of power outputs from 10 kW to 100 kW. Models are available for all video color standards—NTSC, PAL and SECAM.

TTG-Series transmitters are designed for superior picture and sound quality; high reliability and operating economy. Solid state up to 1600 watts in high power versions, the transmitters employ only two tubes—an aural and a visual. There are a minimum of tuning controls, and the broadband driver has no tuning controls. Precision sideband shaping is accomplished with a high precision surface acoustic wave (SAW) filter.

Catalog TT.1000B provides descriptive data on TTG-Series transmitters, and a listing of available models. Write for your copy.

More than 100 of these new generation transmitters have been sold in a combination of single ended and parallel operation, and field performance results have been excellent.

New Generation Camera, TK-47B

RCA introduces the TK-47B, a new generation camera that refines the finest picture quality available today and cuts production time even further.

TK-47B's "Smart" remote control unit doubles the number of video controls. With its memory base, operators can file video decisions for up to 32 scenes and recall any scene at any time and in any order.

Registration is radically improved due to an asymmetrical correction scheme that reduces error throughout the entire raster. And a new preamplifier design virtually eliminates video noise for picture perfect results.

Other new features include selective auto set-up, an external chart checkout capability, and lens files that correct for lens optical path differences during auto set-up.

All American TV25 Airs Daily Show on Satellite with Three RCA TK-47 Automatic Cameras



RCA TK-47 cameras get daily workout on "Richard Hogue Show". Program is beamed via satellite to audience of over seven million.

"We put our TK-47 cameras to the test every day." Those are the words of D. K. "Spec" Hart, Chief Engineer for All American TV25, KOKH-TV, the three year old John Blair Company station in Oklahoma City. "The TK-47s have come through with flying colors... are doing an outstanding job, day in and day out," is how he sums up the performance of the cameras.

In addition to a heavy commercial production schedule, the cameras are used for the satellite airing of the hour-long Richard Hogue Show produced by the station's production arm, Studio 25.

Mr. Hart, a veteran of 28 years in the business, first saw TK-47s in action at KDFW, Dallas, at the time of the 1979 NAB. He said the newsroom shots were the quietest he had ever seen. Turned out, they were the first TK-47s shipped (Serial No's. 1 thru 4).

Shortly after joining KOKH-TV later in 1979, Mr. Hart made a return visit to Dallas to talk to KDFW personnel to get first hand information on the 47s. He also did comprehensive performance comparisons with four other cameras. Results of all that groundwork ended up with the selection of three 47s for All American TV25 and Studio 25.

"We run the cameras through a daily check—it takes only a few

seconds—every day before the live show and we know we're ready to go. The 47s have helped us grab an ever increasing share of production business, too. For a new station in the market, that's a real bonus."



D. K. "Spec" Hart, Chief Engineer at All American TV 25 and Studio 25, KOKH-TV, Oklahoma City.

RCA

Special microphones for special sound requirements



As an audio specialist, you know making do with "utility" microphones isn't good enough. You need a complete assortment of microphones, each suited for specific applications.

Microphones that not only sound superb but are built to withstand the abuse of session to session punishment.

Shure SM line professional microphones offer built-in ruggedness and reliability and are designed to give you the optimum performance you need in every circumstance, whether it be for • a bass drum (SM7); • an acoustic stringed instrument (SM17); • percussion instruments (SM56 and SM57); • snare drum or acoustic guitar (SM81); • amplified instruments (SM53 and SM54); • studio quality vocals inside the studio (SM59); • studio quality vocals outside the studio (SM85); • stand-up interviews (SM61 and SM63); • desk-top applications (SM33) ... or *whatever* your needs.

...under one cover

For all the facts on Shure's full line of professional microphones, fill out and return the coupon below for your **FREE** copy of our new 72 page catalog describing over 150 microphones. No matter what your sonic requirements, there's a Shure microphone that fills the bill.



The Sound of the Professionals®

Shure Brothers Inc., Dept. 63, 222 Hartrey Ave., Evanston, IL 60204
In Canada: A.C. Simmonds & Sons Limited
Manufacturer of high fidelity components, microphones,
loudspeakers, sound systems and related circuitry.

PLEASE PRINT

Yes, send me your new Full Line Microphone/Circuitry Catalog, AL700. (Outside the U.S., enclose \$2.00 for postage and handling.)

Name _____

Address _____

City _____ State _____ Zip _____

BM/E 4/82

RADIO

PROGRAMMING & PRODUCTION FOR PROFIT

Mutual Tees Up For Golf Course EFP



Larry Michaels, Mutual sports producer, tries out new backpack radio remote.

HOW DO YOU keep a sports reporter on the air via a national network as he or she follows a golf tournament from green to green, sometimes crouching in front of the crowd to give a whispered account of the action? Mutual, in the business of reporting the major golf tournaments for many years, has in the last year built a multi-element remote pickup and production system that brings technical quality and flexibility to the reporting job.

The mobile parts of the system are all carried in a backpack by the reporter. Those units connect the reporter with a command post set up in the press pavilion located at most large golf tournaments, or in any other spot that has access to telephone lines. The system is used not only for golf but also for other sports when a completely mobile reporter is essential.

Bill Wisniewski, Mutual's chief engineer and the principal designer of the new remote system, says the backpack, built by the Mutual engineering department, was configured for long-term comfort. It has a hinge near the middle so that when the reporter crouches at the edge of the green, the bottom of the

backpack won't stick out horizontally.


The main program transmission is with a Comrex wireless microphone on 44.5 MHz. A nine-inch transmitting antenna is fastened to the top of the backpack frame, which also serves as a ground plane. A 5 A battery in the frame gives up to five hours of continuous service.

The Comrex system easily covers more than a mile, which is good enough for most any golf pickup. The receiving equipment for the wireless microphone, set up in the command post, has two antennas for diversity reception; the antennas can be placed for best coverage, taking into account the terrain and any interfering structures.

At the present time the program is sent to Mutual's Washington studio via two conjoined telco lines, using the Kahn band-expander system, which shifts frequencies to get a full 50 to 5000 Hz bandwidth on standard telco lines. This requires, of course, encoding at the transmitting end (the field command post) and decoding at the Washington studio. From the Washington studio the program goes to Mutual's own uplink in Bren Mar, VA, for na-

THE TOWER

ROHN



UNR-Rohh

Division of UNR Industries, Inc.
6718 West Plank Road, P.O. Box 2000
Peoria, Illinois 61654
U.S.A.

Circle 120 on Reader Service Card

REVOLUTIONARY
NEW
ISOMAX™
MICROPHONE

IMPROVES:

- ↑ "on mike" sound
- ↑ available gain without feedback
- ↑ isolation for conferences & interviews
- ↑ matte black finish looks great on camera

REDUCES:

- ↓ room rumble & echo
- ↓ clothing noise
- ↓ camera noise
- ↓ paper shuffle noise

ISOMAX PRO
for balanced line battery
or phantom operation.

ISOMAX W
for use with all wireless
body pack transmitters.

COUNTRYMAN ASSOCIATES INC.
417 STANFORD AVE. - REDWOOD CITY, CA. 94063 - PHONE 415-364-9988

Circle 121 on Reader Service Card

LOWEST PER CARTRIDGE COST*
THE LATEST MICROPROCESSOR TECHNOLOGY

WHY WOULD YOU BUY ANYTHING BUT

IGM GO-CART

In 24, 42 or 78-cartridge* capacity

Use 2 or more Go-Carts for back to back play of all programming, including music

OR

Add one to your existing system to handle all the commercials, ID's, and public affairs, leaving the music on reels or disks. Easily interfaced to most automation systems, ours or "theirs".

FAST! Worst access time is 8 seconds.

HUMAN ENGINEERED. Whole unit swings open for maintenance, even while on air.

IGM COMMUNICATIONS

4041 HOME ROAD, BELLINGHAM, WA 98226 [206] 733-4567

Circle 122 on Reader Service Card

Radio Programming

tional distribution by the Mutual satellite net (See *BM/E*, November 1981, p. 71).

However, Wisniewski reports that Mutual is actively exploring the possibility of using a mobile uplink at sports sites to get the signal to Washington via satellite. This plan will undoubtedly be implemented at some future date when suitable uplink units are available at reasonable cost. Most mobile uplinks in use now were designed for television and are very wasteful of bandwidth — and thus of cost — for radio.

A second system incorporated in the backpack and in the command post is the Comrex 26.37 MHz IFB (interrupted feedback radio link). This allows a producer at the command post to break into the monitored program audio, which the reporter is following with a standard broadcast receiver, to give instructions, ask questions (answered over the same system), and direct the operation as a whole. This becomes essential when there are two or more reporters on the course, as there must be in the early stages of a golf tournament. The producer must be able to direct the reporters for efficient coverage.

Mutual claims the IFB radio has supplied the "missing link" in wireless network coverage of sports. The IFB is backed up with a Motorola 5 W VHF high-band walkie-talkie system, also in the backpack, which can be used in an emergency.

Another improved operation in the system is supplied by a new cassette recorder, the Sony TCM-5000, which Wisniewski says has eliminated the susceptibility to RF interference that plagued earlier cassette machines. At any major sports event, with both radio and television remote operations crowded close by, the RF field is likely to be intense and varied. The new Sony machine is unperturbed by straying and powerful RF energy.

Before the development of the mobile system, covering a golf tournament required the preliminary laying down of telephone lines over the course, with outlet boxes at points judged likely to be centers of interest during the play. Mutual's vice president for sports, Jack Clements, points out that these spots often turned out to be wrong guesses, and the crew had to move the telephone lines and boxes in a hurry, with the risk of missing important action.

With the mobile system, Mutual's golf reporters can go where the play is, while the listener gets precise play-by-play descriptions and the kind of "you are there" feeling that makes Mutual's coverage effective.

BM/E

IF THE FCC ISN'T GOING TO SET A STANDARD FOR AM STEREO, WE WILL.

We have the ideal system for AM stereo. It's called compatible quadrature. You'll be able to get the exciters, monitors, and integrated circuit decoders soon. And this system can be leased or purchased.

You can see it and find out all the details at the NAB convention, Booth 1508. Or call Dick Harasek at Motorola. 312-576-3591.



MOTOROLA A World Leader In Electronics.

©1982 Motorola Inc Motorola and  are registered trademarks of Motorola, Inc

Circle 123 on Reader Service Card

The new, advanced Philips LDK14S

new performance...new features



Automatics... more than any other EFP camera.

The best EFP camera design for studio and triax conversions.

The LDK14S will outperform any EFP camera on the market today with features and performance that have evolved from the world famous LDK5, ABC's Olympics camera.

Compare it with any EFP camera you are using or considering. See why it excels in...

- picture quality,
- operating features,
- flexibility, and value.

Call or write today.

Philips Broadcast Group
Central Dynamics Corporation
900 Corporate Drive
Mahwah, NJ 07430
201-529-1550
Central Dynamics Ltd.,
Montreal, 514-697-0810.



LDK14S in studio and field mode. Digital techniques in the camera and base station (RCU) require *only* an adapter for triax conversion... another LDK14S cost advantage from the originator of triax... Philips.



CENTRAL DYNAMICS CORPORATION

The U.S. Broadcast Company for
COL ■ PHILIPS ■ American Data

Circle 124 on Reader Service Card

TELEVISION

PROGRAMMING & PRODUCTION FOR PROFIT

Real People Proves U-Matic a Real EFP Alternative

THE POPULAR TELEVISION series *Real People*, known for its many "television firsts," is now one of the first prime time network programs to be produced almost entirely on 3/4-inch videotape. The less expensive, more portable U-Matic equipment allows *Real People* production crews to capture a candid side of life that would have been missed just a few years ago.

Real People was one of the first to take television out of the studio and into the field, popularizing the current trend in reality programming. The program's use of U-Matic video recording gear

Portable U-Matic equipment permits Real People production crews to capture a candid side of life.



has resulted in more individual assignments being accomplished by smaller crews. According to George Schlatter, producer of *Real People*, "When you can put the tools into the hands of people—when you can provide inexpensive, quality equipment to creative people so that they become viable contributors—you'll find that adventure returns to television."

Adventure is the key ingredient of *Real People's* success. During the show's three-year history, over 3000 on-location stories have been shot. In many respects, the evolution of the program parallels the increased reliance on 3/4-inch gear for reshaping traditional television production methods. Most recently, Schlatter has added Sony's new BVU-800 U-Matic VTRs to his production scheme.

Real People crews shoot 90 percent of their material on 3/4-inch tape using Sony BVU-50s. They also carry a Sony BVU-110 that has playback capacity for reviewing material in the field. Each crew consists of five people, and according to Hank Barr, location manager, "They carry about half as much equipment as they did when we first started shooting the show." At that time, almost 80 percent of the stories were shot on film.

The *Real People* BVU-50s and BVU-110s have been put through more extreme conditions than any testing laboratory could have devised. According to Barr, segments have been shot in mud, rain, and snow; in the freezing Texas winter for the annual "Pig Day"; in the intense heat of the Arizona desert; and in both indoor and outdoor locations with dramatically fluctuating temperatures and humidity.

At less than 13 pounds, the light weight of the BVU-50 has made life easier for Stuart Fox, tape operator and sound recordist for *Real People*. Much of the program is literally shot on the

With flexible, field-proven, electrically transparent Phillystran® high-performance tower guys . . .



the next time you re-guy will be the last time you re-guy!

Phillystran HPTG for

- new towers re-guying
 insulating sections

"The leading edge on cloud banks generated static discharge on the metallic guys of our AM/FM tower. This caused on-and-off cycling of our transmitter.

"Phillystran eliminated that cycling problem. It also changed our D-shaped pattern into a preferred omnidirectional by eliminating the directional aspects common to steel guys."

Don Russell, Chief Engineer
WDAN-AM & WDNL-FM
Danville, Illinois

Phillystran HPTG, made with DuPont's Kevlar® . . .

1. simplifies installation or re-guying of AM, FM, AM directional and TV towers. Lightweight, flexible, yet as strong as EHS galvanized steel. Negligible creep and elongation for tension-once and walk-away installations.
2. eliminates EMI and RFI associated with steel guys . . . improves FM signals, while also eliminating UV degradation, chipping, water-intrusion and the breaking problems associated with fiberglass insulating sections.
3. maintenance-free. Nonconducting, noncorroding, nonmetallic. No painting or greasing required. Eliminates problems caused by severe chemical/industrial pollution. No insulators required. No problems with fire or vandalism because each socketed assembly includes a steel lead line.

"With Phillystran insulating sections, we had a 25% gain in our FM signal. Electrically-transparent Phillystran was our best investment in 1980."

Manuel Sanguinetti, General Mgr.
FRECUENCIA MODULADA S. R. L.
Radio FM 99, Lima, Peru

PHILADELPHIA RESINS CORP.



20 Commerce Drive
Montgomeryville, PA 18936
(215) 855-8450

call/write for new literature
and proven solutions to your
tower-guy problems.

Circle 125 on Reader Service Card

To find your best synchronizer buy just fill in the blanks.

Synchronizer Comparison

Feature	HVS 690	ADDA	NEC	QUANTEL	MICROTIME
9 bit $4X F_{sc}$ Transparent Digital Architecture	YES				
Hysteresis Circuitry for pointer crossing compensation	YES				
Full Frame Memory	YES				
Built-in, Infinite Window TBC with Look-ahead Velocity Compensation	YES				
Heterodyne & Direct for all VTR formats	YES				
Multiple-criteria Hot Switch Circuitry	YES				
Freeze Frame or Freeze Field	YES				
3.5-inch Vertical Rack Space	YES				
Price	\$15,500 (F.O.B. HVS)				
Initial Deliveries	July				

Or, to save time just buy the HVS 690



Go ahead, compare if you wish. But, we must warn you, it'll probably be a waste of time. Not only does the HVS 690 have all the features above, it also has such things as a 59dB S/N ratio, a 1% K Factor, very low power consumption, and readily available industry standard components.

In short, the HVS 690 is simply the best price/performance package around. To ensure early delivery, place your order now. For details, call or write: **Harris Corporation, Harris Video Systems, P.O. Box 523, 1255 E. Arques Avenue, Sunnyvale, CA 94086, Telephone 408/737-2100 Telex 35-2028.**



HARRIS

Circle 126 on Reader Service Card

TV Programming

run, as in following sporting events or chasing down stories in progress. Fox explains, "The BVU-50 is a machine I can carry on my shoulder with additional equipment—a mixer, wireless receivers, fishpole mic—and still have something left in me at the end of the day."

The most dramatic incident in the show's history took place during the taping of a rodeo when a raging Brahma bull charged the *Real People* crew, leaving its hoofprint on Fox's BVU-50. Although the VTR suffered a few bent brackets, the tape was recovered and aired. The VTR was back in service within a week and has been functioning reliably ever since. This equipment dependability has allowed for the extremely tight scheduling necessary for the show's breakneck pace and multiple crew logistics.

The U-Matic cassettes shot in the field are brought back to headquarters and simultaneously transferred to cassette work prints and bumped up to the one-inch working masters. Time code is burnt into the work prints coinciding with the one-inch masters, and the average two hours of tape for each five-minute segment are edited off-line.

Following several stages of editorial decisions, the one-inch masters are edited, assembled, and then broadcast during the presentation of the show with live audiences at NBC in Burbank. Since the BVU-800 has just recently been introduced, there are currently various uses of the machine still being planned.

According to Schlatter, "The significant differences now with the new BVU-800 are its tape transport system, controls, and picture quality."

"We are going to do a sitcom that will be shot on location," reports Barr. "We will be using the BVU-800s rack-mounted in a van and then editing those tapes utilizing the other BVU-800s we have. Frankly, I think ¾-inch is more reliable in the field than portable one-inch. As far as producing a complete prime time television program on ¾-inch tape, I have no reservations at all."

The cost of a BVU-800 is a fraction of the cost of a comparable one-inch machine, but the real broadcasting advance comes in the reduction of critical generation losses. Schlatter explains, "We can go from five BVU-800s feeding a one-inch machine and do all the opticals, going from the original onto the one-inch tape. This is put on a composite reel, and by the time we get to our air copy, we are no more than three generations down."

Because of the improved picture quality it offers, the BVU-800 is immediately used in the current produc-

tion setup for the transfer to one-inch. The new machines have also been incorporated into the new on-line editing suite, where both format machines work in equal combination.

Designed for broadcast applications, the BVU-800 is capable of capstan controlled search and jog modes with fixed speeds of 1/30 to 10 times normal speed in either direction. Editing functions include ASSEMBLE, INSERT, PREVIEW, AUTO EDIT, REVIEW, ENTRY IN/OUT, and TRIM. With the new microprocessor-based control system built into the BVU-800, the unit interfaces in a variety of fixed and compact mobile appli-

cations. "It's an absolute natural to have a couple of BVU-800s in a news truck, because you can seriously begin packaging the stories in the field," points out Vince Humphrey, engineering manager.

To utilize the full capabilities of the BVU-800, a new editing suite has been designed at Schlatter's Hollywood studios. Here, the machines are combined with Sony BVT-2000 time base correctors and high-quality video and audio distribution amplifiers. "It's strictly an on-line room with top-of-the-line quality in all signal handling equipment," Humphrey states. **BM/E**



Record, play and dub complete sporting events and full-length movies ... non-stop.

Record and playback up to 2 hours, 40 minutes on any standard Sony BVH 1000, 1100, and 1100A or Ampex VPR-1C, VPR-2 and VPR-2B Type C VTR with the Merlyn ME 238 conversion kit.


Extended play time allows most full-length movies and sporting events to be recorded on a single 12½" reel. Ideal for master playback when dubbing to small format machines as well as for cable and broadcast automated programming.

MERLYN

1880 Embarcadero, Palo Alto, CA 94303

Call Toll Free — 800-227-1980 (California — Call Collect 415-856-0900)

Merlyn Engineering has a full range of products and assemblies for bringing your broadcast VTR up to date, as well as complete engineering facilities for custom applications. Write for your copy of the Merlyn catalog.



When you put new ScotchCart™ Radio Broadcast Cartridge to the listening test, you'll discover sound quality like you've never heard before in a broadcast cartridge. Bright, full-bodied sound, more like reel-to-reel than a cartridge.

ScotchCart Cartridges are compatible with the player you now use. But that's where its similarity with other cartridges ends.

The ScotchCart Cartridge design incorporates high-quality 3M recording tape inside a precision-built outer cartridge. Pressure pads have been eliminated and replaced with a constant tension arm that

delivers good tape-to-head contact, improved playability and longer life. In fact, ScotchCart Cartridges can last up to three times longer than regular carts.

Other refinements have resulted in more accurate cueing, less phase jitter, less noise and less flutter. So you end up with better sounding commercials and music programming.

But the true test is in the hearing. Return this coupon or call our toll free "Cart Line," **1-800-328-1684** (1-800-792-1072 in Minnesota). We'll send you a free brochure and information on where to order this revolutionary new cartridge.

ScotchCart™

Radio Broadcast Cartridge



SOUNDS GOOD.

Please send me a brochure on the ScotchCart Broadcast Cartridge plus information on where I can order it.

Name _____

Title _____ Station _____

Address _____

City _____

State _____ Zip _____

Send to:

Magnetic A/V
Products Division/3M
Attention: Tom Kenny
223-5N
St. Paul, MN 55144

"ScotchCart" is a registered trademark of 3M. © 3M Company, 1982.



**TEST OUR NEW
BROADCAST CARTRIDGE ON
YOUR MOST SOPHISTICATED
AUDIO EQUIPMENT.**

Magnetic A/V Products Division/3M
3M hears you...

3M

Outstanding Outdoors

Camera location 3 behind home plate is no place to tear down a camera. Especially if the director wants to punch it up on air to catch the next pitch. That's just one reason why the rock-steady, works-every-time HK-357A is an outstanding choice for production in the field.

Beyond its reputation for legendary Ikegami reliability, the HK-357A has a lot more to recommend it as the ideal field camera. For example, its crisp, high resolution picture, signal-to-noise ratio of better than 53 dB, and superb colorimetry.

What's more the camera really shows off when it's time to set up. Use of the optional microproces-

sor control brings into play Ikegami's Emmy award-winning digital techniques for automatic setup. Simply press one button and the computer automatically refocuses all set up and registration adjustments in about 45 seconds. No chip charts blowing in the wind, no tweaking. Just unpack, plug-in, auto-setup, and shoot.

Hook up is a simple matter too. Choose the triax option and you can position the camera as far as a mile from the van with absolutely no compromise in picture quality as compared to multicore. And for versatility, our triax camera interfaces with TV-81 multicore at the flip of a switch.

Field test an HK-357A to see why Ikegami is the choice of so many networks, major market stations, and independent producers.



© NATAS/ATAS

Ikegami HK357A

Ikegami Electronics (USA) Inc., 37 Brook Avenue
Maywood, NJ 07607; (201) 368-9171

Northeast: (201) 368-9171 **West Coast:** (213) 534-0050

Southwest: (713) 445-0100 **Southeast:** (912) 924-0061

Canada: (201) 368-9179



SPECIAL REPORT:

Convoy: options
in mobile
production
vehicles

p.

40



KFRC:
full radio
studio
on wheels

p.

51



EFP camera
technology:
a microprocessor's
work is never done

p.

63

Intercoms in EFP: versatility
is the key

p.

73



EFP

CONVOY!

When television production goes on the road, it moves in everything from giant tractor-trailers to panel trucks.

FIELD

PRODUCTION is a cornerstone of today's television programming — and the cornerstone of field production is the mobile production vehicle. Broadcasters and program producers have a broad range of options in choosing a vehicle, from the impressive studio-on-wheels packed with the most sophisticated production equipment to the modest, do-it-yourself van designed for simple but high-quality work. From one end of the continuum to the other, however, the goal remains the same: getting the best possible picture on tape.

NBC: an all-out truck for all-out sports

Network sports coverage is big business, and when NBC Sports decided to replace one of its older mobile trucks, it knew better than to pull any punches. The net's latest truck, now being built by A.F. Associates in Northvale, NJ, on a Gerstenslager box, promises to be one of the largest production vehicles on the road. The 45-foot truck has an expandable design that allows one side to pull out to a width of 24 feet, greatly increasing workspace in the videotape and switching areas.

"It's a super configuration," says Don Baer, vice president of sports operations for NBC-TV. "It's much more like you might find in your studio within a building." Baer told *BM/E* that the layout of the production area is opposite that usual in a truck of this kind, giving the producer, director, and TD additional workspace. Baer had seen a couple of trucks laid out this way — one at the Canadian Broadcasting Corp. in Vancouver — and was impressed with the comfort and efficiency of the design.

Perhaps the most innovative aspect of the new truck, however, is that it is designed for independent operation. According to Baer, NBC Sports has traditionally travelled to major sporting events with three 40-foot trucks: a control truck, a video truck, and a utility truck. The 45-foot trailer, on the other hand, will be able to handle all but the very largest event with no auxiliary vehicles.

"It's going to save us money in the long run," Baer explains, "because all the interconnecting that's involved in the initial setup among the trucks is eliminated. And it will be far more efficient."

Much of the equipment for the new truck will be taken from a 23-year-old 40-footer now based in Burbank, CA that NBC is taking out of service. The gear is hardly of the

same vintage as the old truck, however, and includes recent RCA cameras and one-inch RCA tape machines with slow mo. The truck will handle up to 12 cameras, Baer says, but normally will be outfitted with seven tripod-mounted cameras and one hand-held — all from RCA. The switcher is a 28-input Grass Valley Series 300 with digital video effects and E-MEM.

Other production equipment will include a Quantel framestore and a two-channel Chyron IV for graphics. For audio, the truck will carry a 60-input console.

"The reason we're going that large," explains Baer, "is that we envision this truck eventually being able to handle every major golf tour — we won't have to supplement."

Baer is looking forward to taking delivery on the truck September 1 — "and this will not be the only one," he insists, just the first. Plans call for this, and all other NBC mobile units, to be based in the New York area, although it will travel across the entire country.

Production houses look to big trucks

AVT Television Productions of Knoxville, TN, started out thinking small, but ended up with a 45-foot state-of-the-art mobile production facility. Company president William H. (Bill) Tapp explains what happened:

"The World's Fair will be in Knoxville beginning in May. We went to the director of entertainment at the World's Fair and said that we'd like to build a small production truck — three cameras and a small switcher — to use on the site for whomever might need it." The World's Fair folks were amenable to the idea, Tapp says, but the discussions and research failed to turn up any way to do it "in a positive financial way." Tapp and his

SPECIAL REPORT

associates couldn't let the idea go to waste, however, so last May they went to New York City, where they spent a hectic two days talking to major users of large mobile facilities to find out exactly what their needs were.

The final result was the Performer, a 45-foot truck that went on the road last November and has already racked up several major sports and entertainment specials. The truck was built by Lerro Electrical Corp. of Philadelphia, with fabrication and decoration supervised by Spinlab. "Lerro provided a great deal of support as far as their staff of engineers and their close working relationship with Hitachi," Tapp says, "and they've been invaluable."

The Performer carries production facilities that would impress all but the most jaded: a 24-input Grass Valley 1600-7K switcher with three M/Es, an MCI/Quantel DPE-5000 digital production system, and a two-channel Chyron IV graphics system with remote keyboard capability. All seven cameras are triax-equipped Hitachi SK-96s,

five in studio configuration and two hand held.

Tape machines are also from Hitachi



— three HR-200 one-inch decks with waveform, vectorscope, SMPTE time code, and slow-mo controllers, plus an HR-100 portable one-inch VTR. In addition, there is a JVC-CR8200U ¾-inch machine. Total cost for the system was \$2.5 million.

The truck also used to house a Convergence ECS-104 editor. "Our through in this was that it would be nice to be able to do something and post-produce it and send it straight back in tight, tight situations," Tapp explains. Using the editing system, however, became too complex, and customers responded less enthusiastically than AVT had hoped. The system is therefore being removed.

Audio equipment includes a Yamaha PM2000 32-input stereo board and three Broadcast Electronics stereo cart machines. Video monitors are by Conrac, Videotek, Hitachi, and Sony; signal monitoring is by Tektronix.

Somewhat similar in approach is Trans-American Vid-



eo's new truck, the 740, which TAV designed and built itself. Ross Eassty, executive vice president of the Hollywood-based production company, told *BM/E* that the truck is equipped with a complete telephone system with a hookup for 52 phones on the outside, a boon for network users who use many phone lines.

"We did a lot of research in designing the truck," Eassty says, "and of course we did a lot of investigation and talking at the NAB convention with all of the manufacturers. We decided to go with the RCA TK-47 computer-controlled triax camera, and that was the biggest decision. There are four TK-47s and two Ikegami HL-79A hand helds. For tape machines we have Ampex VPR-2Bs with slow mo." Other equipment includes a Quantel DPE, Chyron 4B graphics system, and RTS Systems IFB.

The 740 is built in four separate compartments: video, production, audio, and videotape. Eassty notes, "We saved a lot of room by having four doors in our truck. That way, you don't have to lose space to corridors from one compartment into the other. Most people who have used the truck think that's a lot better." A big — and successful — investment, the truck cost TAV some \$2.25 million.

Video West goes two routes

With a host of major network and cable clients, Video West of Salt Lake City (a division of Bonneville Productions and associated with station KSL-TV) decided to diversify its mobile holdings with two trucks. The larger,


a 35-foot Kenworth diesel with a 27-foot box, carries up to six triax-equipped HL-79 cameras with a full assortment of lenses and two Ampex VPR-2Bs with slow mo. When *BM/E* talked to Video West's Al Henderson,

he said the company was just in the process of replacing the truck's 12-input audio board with a 24-channel unit.

"We found that for sports, even if it's a simple sports setup,



UTAH SCIENTIFIC ACQUIRED BY Dynatech



To Our
Broadcast &
Teleproduction
Friends:

You've probably already heard the news of Utah Scientific being acquired by Dynatech Corporation, and are perhaps wondering why we sold and what this means to the future of the company.

First, our reasons for selling had to do with tax considerations and our desire to be owned by a highly successful, high-technology company having publicly-traded stock. We found such a company in Dynatech, whose record of growth in sales and earnings is complementary to our own.

As to changes, there are none planned. We will continue to operate in Salt Lake City with no changes in personnel or operations and our name will remain Utah Scientific. While we do expect to expand into other broadcast products either through internal development or acquisitions, we will continue to devote substantially all of our time and efforts to our highly-successful routing switcher business.

Sincerely,

Lyle O. Keys, President

Home Office & Western Sales:
Call toll free: (800) 453-8782
Gary LaMunyan or Lyle Keys
Eastern Sales: (804) 384-7001
Eric King

New From Utah Scientific FIVE-YEAR WARRANTY ON PARTS & LABOR



on all Utah Scientific-
manufactured
products

From the day we opened our doors, the products of Utah Scientific have been backed by a two-year warranty covering both parts and labor.

Nearly five years have passed and we have yet to charge a customer for service.

In light of the excellent reliability record our products have established, we are now extending our warranty to five full years, parts and labor*.

This new warranty policy covers not only new systems, but all systems previously shipped or on order.

We are most appreciative of those faithful customers who have helped push us to the top of our field, and are providing this warranty extension as a measure of our gratitude to them and our faith in the ongoing reliability of our products.

*Subject to limitations as to misuse, willful damage, etc.

TRY THAT ON YOUR GRASCOMDYNAMFERNSATEK SWITCHER.

US **UTAH SCIENTIFIC, INC.**
THE ROUTING SWITCHER PEOPLE.
a DYNATECH company

2276 SOUTH 2700 WEST, SALT LAKE CITY, UTAH 84119
PHONE (801) 973-6840
TWX: 910-925-4037



needed. Jon Munderloh, Centro's president, says that the truck's switcher is a Grass Valley 1600-7K with 24 inputs, many optional keyers, and a single-channel Quantel DVE. Because it is designed to work in conjunction with the tape truck, the production truck normally carries no VTRs; however, space is provided for up to two VPR-2s or a variety of other recorders.

In addition, the truck has control positions for two Arvin still stores, plus a full complement of Conrac color and mono preview monitors. Plenty of attention was given to communications, with an RTS intercom and IFB system and an internal telephone system. Audio is in a separate area, built around a Ward-Beck console, with cart recorders and processing equipment. According to Powers, ABC plans to use the truck for its *Good Morning, America* program and for west coast news events.

An ambitious project now underway at Centro, Munderloh says, is the building of three 44-foot trailers for Nigeria, which is establishing television broadcasting in its regional states. "What's unique about the Nigerian trucks," Munderloh asserts, "is that they're designed to be both production and on-air facilities, with separate areas for production and origination." The state broadcasting services will operate out of the trucks until permanent facilities are constructed, Munderloh says. The equipment list includes Ampex and RCA cameras, GVG switching equipment, Conrac and Tektronix monitoring and test & measuring gear, and Neve audio.

According to Munderloh, Centro — which until now has concentrated exclusively on custom work — will

Centro's award-winning videotape truck, delivered last year to ABC Hollywood. View shows the preliminary editing/machine control area, looking aft into the tape area with its five VPR-2s.



Video area and monitor wall of AVT's big truck.

introduce a line of standard EFP vehicles this year, aimed primarily at cable.

TV trucks off-the-rack

In a field where "custom-built" seems to be everything, the standard-model television production truck seems like an unusual concept. That hasn't fazed Midwest Corp. of Cincinnati, which offers two mobile vans in standard configurations: the smaller M-1 and the larger, more production-oriented M-20.

According to Midwest's Chris Summey, a standard three-camera M-20 comes to \$171,000. The unit is built on a dual-wheel Cutaway van chassis with a 138-inch wheelbase, outfitted with a Stahl utility body with weatherproof outside storage compartments on both sides. Cameras are Hitachi FP-21 three-tube prism optics units in a studio configuration, with Fujinon 14:1 lenses, heads, tripods, and dollies. Customers can choose two Hitachi HR-200 one-inch VTRs or Sony BVU-800 or VO-5850 3/4-inch machines, all with associated editing equipment.

The production switcher is either a Crosspoint Latch 6112 or 6124 (both have eight inputs, double reentry with chromakey, and full wipe and key effects). The character generator is a System Concepts (now Quanta Corp.) Q-7A with dual disk memory. Sync and distribution equipment is all by Lenco.

The audio equipment is based around a Yamaha board with eight, 12, or 16 inputs, as the customer chooses, plus an Ampro audio cartridge recorder, Electro-Voice handheld and lavalier mics, a JBL monitor speaker, a Crown power amp, and six Telex intercom headsets. The whole package is a turnkey job, complete with all wiring, cables, and associated equipment.

Also supplying a full line of standard production vans is Central Dynamics Corp. of Mahwah, NJ. The vans come in four standard models, ranging from a one- or two-camera van with an 11-foot production area to a large truck carrying up to six cameras and having an 18- to 24-foot production area. The second smallest, a 22-foot van with 14 feet of production space, is built by Shook Electronics; the others are built by Wolf Coach of Auburn, MA.

A company spokesperson said that a wide range of equipment is available for any of the vans, depending on the customer's requirements. Encompassing Central Dynamics Ltd., Philips, and American Data Corp., CDC has plenty of gear available from its own product lines, but customers can choose equipment from any manufacturer. CDC, of course, recommends its own cameras in the standard package — such as the Philips LDK14S ENG/EFP model, the LDK5B triax or LDK25B multicore remote/studio cameras, or the new LDK44 ENG/EFP camera. Philip's latest camera, the automatic LDK6



studio/field model, might also be appropriate for the larger vans.

The largest of the trucks, Model D-22, has three to six cameras, one to three studio VTRs, an A/V routing switcher, two audio cart recorders, and a telephone system. Although the trucks themselves are standard models, prices vary widely with the equipment chosen. Customizing is also possible, if the customer so desires; the designs allow enough flexibility to meet individual needs.

At press time, CDC was feverishly at work on an even larger truck destined for the World's Fair in Knoxville and built on a Wolf body. The company was planning to bring the truck to the NAB show and was keeping its fingers



Video control room of TAV's 740 truck contains computer controls for the unit's six triax color cameras and a full complement of video monitors.

crossed that all the equipment would arrive in time for the trip to Dallas.

Tele-Measurements, Inc., of Clifton, NJ, also has a standard small production van, the CAV-1. This Econo-line-type vehicle is targeted at cable operators for their remote pickup needs. The company recently built a field

KGO Gets its Feet Wet in Underwater Remote

By Allen W.L. Topping

When San Francisco's famous Steinhart Aquarium announced plans to travel to the Sea of Cortez off Baja California on an exotic fish-gathering expedition, two of KGO-TV's news staff, both avid scuba divers, were quick to take note. The "Baja Project," hatched with the approval of aquarium director Dr. John McKosker, resulted in a live underwater news insert, complete with studio anchor and field communications.


KGO considered the possibility of a live underwater remote from the onset of the project. Helle Engineering in San Diego, CA, recommended the Helle model 10830 full-face diving mask, which comes equipped with a microphone port. Helle also supplied a waterproof microphone (mic level) to fit the port. A common tie-wrap compressed the port against the mic body for a watertight fit. For return audio, Helle supplied its Model 10771 earphone — essentially a waterproof vibrator (10–12 ohms) that is slipped under the diver's wetsuit hood. The vibration is sufficient to be conducted through the skull and "heard" as in the consumer's so-called "Bone Fone." The audio layout designed by our technician, Stan Wong, required three audio mixers and a telephone circuit for IFB. The network resulted in diver-to-diver communication, diver to studio and return, with the underwater cameraman, George Lang, monitoring.

Farallon-Oceanic of San Leandro, CA, built the housing for our Ikegami HL-79 camera. Designed by Wes Williams, the housing was constructed of nominally half-inch aluminum plate. All joints were milled flat with a laser cutting tool, then welded to survive a test depth of 500 feet. (Normal operating pressures would not exceed 200 feet).

Finished, the housing is 30 x 15 x 14 inches and weighs 96 pounds including the camera — slightly "negative" when underwater for ease of control. The lens viewport is constructed of 3/8-inch Plexiglass, six inches in diameter, and threaded into the housing with a rubber "O" ring for a watertight fit.

In operation, the camera, with an on-board battery, is turned on before the endplate is secured. The lens remains in the wide-angle position (10 mm) and is in auto-iris. Video is taken from the camera using an electro-connector on the exterior of the camera housing. The connector, originally designed for underwater flashguns, provides a video line and shield to the light-

Allen W.L. Topping is technical operations manager of KGO-TV's electronic journalism unit.



KGO's George Lang (in wetsuit) and Dwain Peirano putting the Ikegami HL-79 into the camera housing.

weight, low-cost Belden "Siamese" cable we used in Baja and the underwater live shot. During the fish-gathering expedition, the camera was tied to 500 or 1000 feet of cable that terminated aboard the expedition ship and at the VCR.

The live underwater insert was set up to introduce the first segment of the miniseries on the evening news program. The location, the porpoise tank at the Steinhart Aquarium, has a large glass observation window that allowed a second ENG camera to cut away to and show the reporter, interviewee, and cameraman underwater. Owing to darkness, a second technician was in the tank with lights. Videowise, the system worked as planned. Audio was fine, somewhat muffled, but leaving no doubt that the voice was underwater.


Upon opening the interviewee's mic we discovered a curious problem: scuba divers don't breathe in unison. While one was speaking, the other, naturally, took the opportunity to breathe, pumping "bubble sounds" into the system. When the studio anchor asked a question, each diver was listening to the other's bubbles. Communications rapidly deteriorated and our director gave us a quick wrap. Later, we easily eliminated the problem by installing push-to-talk switches on each of the diver's mics.

Progress by Design

Videotek's philosophy is to progressively design & refine the quality, function, and reliability of our products, and to provide equally aggressive service-after-the-sale.

Videotek's state-of-the-art TSM-5A Waveform Monitor and VSM-5A Vectorscope reflect this on-going commitment, with such innovative features as Internal Graticule CRT for precise parallax-free signal analysis, and Non-Glare Shields to eliminate distracting ambient light. TSM-5A also includes selectable 1H mode for easy one-line viewing, and 0.5 μ s/div. scan rate for the most accurate time-base measurements.

Our popular Studio 12 picture monitor includes, as standard equipment, the features found on monitors costing twice as much: A-B Split Screen, Selective H-AFC, High Voltage Regulation, ACC-Defeat Preset Controls, Pulse Cross, Underscan, External Sync plus more.



(all available in PAL standard.)

In only 7 years, Videotek has become an industry leader. We design and build more sizes and configurations of color monitors than anyone—worldwide! And our 1981 "Distinguished Video Industries Service Award" stands as a testimonial to our commitment to your needs.

Now that's Progress...by Design.



**VIDEOTEK
INC.**



production van for a cable company in New Jersey. Powered with two 6.5 kW generators, the van carries four Hitachi FP-40SS color cameras, a JVC 3/4-inch editing system, and a System Concepts character generator. All coach work is by Wolf Coach.

A more traditional customized approach is provided by Shook Electronics of San Antonio, TX. Ed Shook says the company has built many trucks of different sizes for broadcast manufacturers and equipment companies, but that it also builds directly for the end user. He emphasizes the need for quality in an economical package:

"We have to consider the user's needs when putting equipment in a unit," Shook explains. "That's what we really want to do, because mainly our clients ask for cost-effective units, and I think that's what's important in the industry right now. Mobiles are no longer a luxury item; they're a necessity, and people have to be able to afford them."

One of Shook's most popular designs is a 22-foot unit with a 14-foot production area, capable of carrying three cameras, that goes for \$52,000 (plus equipment). In fact, the last two NAB shows have featured this van, fully equipped by Philips — and Philips uses it as one of its standard models, described above. The self-contained,



This compact mobile unit was completed last fall by Peirce-Phelps, Inc., Video Systems Division of Philadelphia, for Warner Amex Cable Communications of Mesquite, TX (part of the Dallas market). It is outfitted with Sharp XC-700 cameras, a Microtime TBC, plus character generator, 3/4-inch VCRs, and various audio and intercom components, and has a built-in 43-foot hydraulic mast.

Last year the company also built a mobile production unit for Warner Amex operations in Columbus, Cincinnati, and Pittsburgh. The 25-foot truck, based on a Gerstlslager vehicle, is equipped with Ikegami HL-790DA and HL-79DA cameras fitted with Schneider 15:1 lenses.

self-powered vehicle (built on a Chevrolet chassis) is divided into the production area and an equipment storage area. It has a 6.5 kW air-cooled gasoline generator, installed in a soundproof compartment, and a roof-mounted 13,700 BTU air conditioner/heat pump. Although Shook does not sell equipment, it will help arrange to purchase equipment and will install it.

Local stations think small

Active field production is one of the most effective ways a local station can make itself vital to its audience. Fisher Broadcasting's two outlets in the Pacific Northwest — KOMO-TV, Seattle, WA, and KATU-TV, Portland, OR — are excellent examples of stations with active commitments to field production. Although KOMO and KATU have mobile units much smaller than most of those we have discussed, they utilize their resources to the fullest.

KATU's Don Wilkinson, chief engineer, and Lee Petrik, production manager, explain that the largest vehicle is a high cube van, slightly bigger than an average panel truck, with a homemade portable switcher unit that handles up to five cameras.

Wilkinson notes, "It's a departure from the traditional remote truck in that it's small, compact, and not what you would usually expect when you think about a television remote truck. Our goal was to build something that was light and quick enough to let us get a remote on in a hurry and still use the same cameras we use for normal field production and ENG work." The cameras are Ikegami HL-79s or 77s, complete with remote paint pots. Petrik adds that setup can be accomplished in an hour, "if we're really pushed."

The station equipped the van itself out of "good quality professional equipment," Wilkinson says. The pull-out module, for example, includes a Tektronix sync generator, Grass Valley distribution amplifier, a small American Data switcher, and an eight-input Yamaha audio board. It even has basic special effects, such as wipes and supers. In addition, the van carries BVH-500 portable one-inch VTRs, typically with a BVU-200 as a backup.

The van also has its own 6.5 kW generator, so that KATU can send it almost anywhere without worrying about power. Much of the production for KATU's *Town Hall* and *AM Northwest* programs is done from the van.

In addition to the van, the station has four small panel trucks — one for each camera crew. The station remodeled Chevy vans so that cameras, connectors, and tape machines are accessible through the back door, and added an extra passenger seat. The vans usually go out with a single camera and three-person crew (reporter, camera operator, and grip).

KOMO's approach is even simpler. Says production manager Kurt Horn, "If you went to a car rental and rented a Ford Econoline, you would have our van." The van goes mostly on one- and two-camera shoots — about half commercial production and half in-house programming, such as the station's *Up Front* and *Town Meeting* public affairs shows. Post-production, of course, takes place back at the station. The van has no generator, but packs batteries for situations where power is unavailable.

"It's pretty small and pretty simple," Horn explains. "You can go anywhere you want with it." And go the station does. The little van is kept on the run five long days a week.

BM/E

If you've pledged allegiance to the American red, white and blue...

Barco can give them to you, brilliantly. Thanks to our new **American Standard Phosphors**, we can also give you increased compatibility with broadcast network colorimetry and precise color reproduction to tolerances of ± 0.005 . But Barco also gives you freedom of choice because we can still offer you E.B.U. chromaticity coordinates, if you prefer.

Whatever Barco unit you choose, rest assured you'll get all the versatile Barco features you've heard about. Features like modular construction, delta and inline tubes, as well as different screen sizes and resolutions to choose from. And those are just some of the reasons why Barco has become the standard of the industry, there are plenty more.

Check out our numbers.

AMERICAN STANDARD PHOSPHORS			E.B.U. PHOSPHORS		
Delta	X	Y	Delta	X	Y
Red	0.630	0.340	Red	0.640	0.330
Green	0.310	0.595	Green	0.290	0.600
Blue	0.155	0.070	Blue	0.150	0.060

Best of all, when you buy Barco you're buying one of the most comprehensive customer support programs in the industry, backed by Rohde & Schwarz.

Barco Color Monitors. When it has to be right on the money. For complete details, contact us at 14 Gloria Lane, Fairfield, N.J. 07006. Phone (201) 575-0750. Telex 13310.

BARCO HELPS YOU REMAIN TRUE TO YOUR COLORS.

Rohde & Schwarz Sales Co. (U.S.A.) Inc.



Circle 133 on Reader Service Card

The telecine without tubes.

Digital CCD technology means better pictures.

Advanced technology in the new Bosch FDL 60 "U.S. Series" with PanScan and black stretch gives you tremendous advantages over conventional film scanners.

And the most important of these is superb picture quality with high resolution, excellent signal-to-noise ratio, and brilliant color rendition with negative or positive film.

CCDs make the difference

The use of solid-state CCDs—charge-coupled devices—completely

eliminates electro-optical problems inherent to pickup or scanning tubes.

You don't have to worry about burn-in, afterglow, or field lag because there's no photoconductive or phosphor layer to cause these effects.

You can forget about shrinkage, flicker, vertical deflection, horizontal misregistration, and positioning errors of all kinds.

And never again will you be subjected to the expensive ordeal of tube changes.

New operational modes

Thanks to the FDL 60's capstan drive and digital signal processing, you can operate slow motion, fast motion, forward, reverse, and freeze frame—all in full broadcast quality. You can start and stop instantly, and with frame accuracy. You can search for scenes or frames either with variable programmable search or frame jogging, both with full format color pictures.

Low operating costs

The solid-state devices used in the FDL 60, including the CCD sensors, need no maintenance. They have all the reliability and long operating life typical of semiconductors. So besides giving you a better picture, the FDL 60 saves you money on maintenance.

Operational flexibility


The FDL 60 gives you operational flexibility you'd expect only in a modern videotape recorder. You control it like a VTR, too. The servo deck with continuous capstan drive and microcomputer control ensures gentle film handling. And it's totally insensitive to perforation damage.

A keyboard that lets you enter time code cue points and a changeover switch give you disturbance-free transitions between two machines in parallel operation.

You can even integrate the FDL 60 into your VTR editing and film-to-tape transfer systems.

A quick-switch optical block lets you run either 35mm or 16mm film in combination with all the usual types of sound track.

Find out for yourself how high technology can mean better pictures. Call your local Fernseh office. Or get in touch with Fernseh Inc., the Video Corporation of Bell & Howell and Robert Bosch, P.O. Box 15608, Salt Lake City, Utah 84115, (801) 972-8000.



Convenient film deck controls include speed, mode, direction, format, framing, and focus. Adjacent decks control audio, video, and color correction.

From now on,
look to Fernseh.

FERNSEH



FULL STUDIO QUALITY ON WHEELS:

A HIGHLY SUCCESSFUL RADIO MOBILE



By Philip J. Lerza

WHEN WE DECIDED to design and build a mobile studio, we visualized a rig that would be used for a few weekend remotes, maybe a parade or two, and some annual KFRC promotional events. But in a few months of highly successful operation, the mobile studio has turned out to be far more valuable than we had expected.

All music for KFRC's Rock format is put onto carts for broadcast. Our plan for the mobile was to have the operator do the complete job there, with all the material, music, commercials, etc. on hand on the carts, which would be handled in exactly the same way as the operator would do it in our main studio. Most of our operation is done combo, with a few split broadcasts, such as the morning drive, when one of our most popular air personalities uses an announce position with an engineer at the main board.

To carry out our operation objectives, we incorporated into the mobile studio an operating console, with all auxiliary controls and cart storage within reach for combo operation, as well as an announce position for the split broadcasts, as shown on the accompanying floor plan.

Our very first mobile studio broadcast, done from the front of the station, set the pattern. It was immediately

Philip J. Lerza is chief engineer of KFRC Radio, San Francisco, CA.

At KFRC in San Francisco, a mobile studio that completely duplicated the quality and operation of the main studio has been a boon to the station's operation.

At main console, operator looks forward from rear of vehicle. Announce position can be seen on right side near front. Cart players are to right of console.



Introducing the

SLX Frequency Extender



COMREX

P.O. Box 269, 60 Union Avenue, Sudbury, Massachusetts 01776
TEL: (617) 443-8811 TWX: 710-347-1049



apparent that we were gaining a great deal of exposure. Passers-by were stopping to look in and ask questions, bumper stickers and autographed jock pictures were being handed out, toes were tapping to the music, and we hadn't even left the main studio.

From that point on we have been to dozens of public spots — ball game parking lots, county fairs, shopping centers. We've spent weeks at the toll plazas of Bay Area bridges waving at commuters on their way to work.

The DJ goes to sea

We devoted a full day to the return of the aircraft carrier USS *Coral Sea* from its tour of duty. In order to be literally "on deck" in a specially planned dependent day cruise, we hoisted our 5½-ton mobile studio up to the flight deck with a huge crane. We were then able to broadcast our full-quality regular programming live for a whole day, 6:00 a.m. to 7:00 p.m., while under way 35 miles out to sea. From time to time, planes took off or landed on the flight deck. The on-air man would simply interject a word or two — "plane landing" — and go on with his planned talk. The signal reached the main studio (via UHF radio), using repeaters near the shore.

Building the mobile

One factor in the quality of our mobile studio was the conversion process. We started from scratch with our own design rather than working around an existing scheme based on the requirements of a motor home.

We chose a 1975 26-foot GMC motor coach in immaculate condition, not only mechanically but aesthetically. The GMC was selected because of its low profile and large windows on the sides. We added additional windows at the rear side areas to increase the overall visibility.

The coach is equipped with a pneumatic system to raise and lower each side of the vehicle for leveling. This is helpful, as most roadways are sloped toward the curb for drainage. The location selected for broadcast is rarely totally level and, although the equipment will operate

satisfactorily at an angle, there are obvious inconveniences. The adjustment of two controls eliminates the problem by automatically leveling the coach.

The overall equipment design for the mobile studio was rather straightforward. Our goal was to have exactly the same convenience and technical quality that we have in our main studio. We based the list of studio equipment on those standards and came up with a facility that requires very little compromise on the part of our on-air talent.

The first step was to strip the coach completely of all interior furnishings. This was done by an individual who was willing to trade his labor for the items removed. We were fortunate that he had done this type of work before and didn't destroy any of the existing equipment or wiring designated to remain.

Next, we took our plans detailing the major construction portion of the project to E-N-G Corp., a local company whose primary business is building vans for television remote pickup work. E-N-G came highly recommended through a number of sources, mainly chief engineers from TV stations using their vehicles. A tour of the plant was the clincher, as we were impressed with not only the facilities and quality of workmanship, but also the staff's creativity and willingness to engineer around mechanical problems that come up when working with any piece of existing equipment especially one this large.

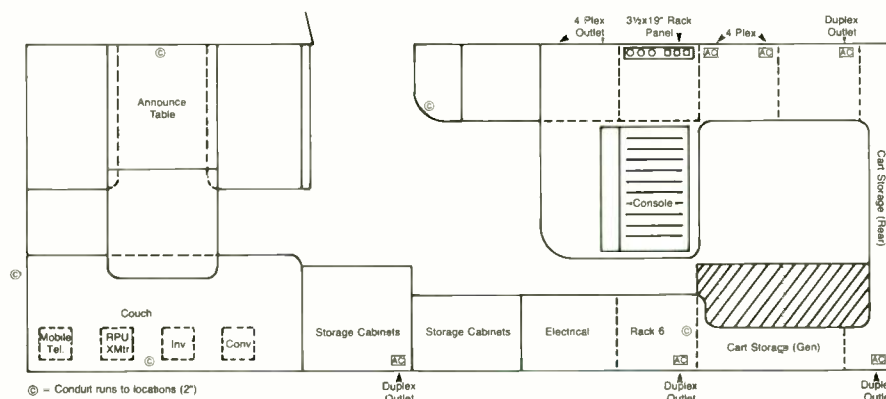
E-N-G installed all cabinetry, carpeting and ac and dc electrical power. They manufactured the equipment racks to our needs, and did most of the other mechanical fabrication, which our limited station facilities could not carry out.

While the heavy reconstruction work was taking place, our engineering department was busy back in the shop prewiring panels, cables, connectors, and equipment slated to be installed in the coach. This advance work was the key to a smooth installation of the equipment.

The equipment choices

The operation centers around a Pacific Recorders BMX-14 stereo mixing console, fully loaded with all optional monitor and remote line selector modules. Additional panel space was obtained by use of an overbridge assembly holding a number of modular panels for our remote UHF transmitter control, tape control functions, digital timers and clocks, and other gear. We use this system in our main studios to keep "bud boxes" out of the control rooms when additional switches and lights are required.

Tape cartridges are played back through eight slots: two ITC triple-deck mono machines for spots and jingles and



Floor plan of mobile studio shows main console at right (rear of vehicle), announce position near front. Cart storage goes around rear, equipment racks on both sides.



two ITC single-play stereo machines for music. KFRC has been reproducing its music in stereo ever since our participation in AM stereo testing beginning in April 1979. This serves the dual purpose of being compatible with our tape format at the main studio as well as preparing us for the hoped-for advent of AM stereo.

Additional tape equipment includes a rack-mounted Otari 5050B recorder/reproducer for tape recording and playback of special program material and a rack-mounted Tascam 122 cassette machine for air checking. As in our main studio, we control the air check machine through the microphone circuit to permit telescoped air checks in the field.


Other units in our mobile studio are various rack-mounted equalizers and limiters for microphone processing both direct and wireless; audio oscillator for making studio equipment and telco line measurements; headphone and loudspeaker monitor amplifiers; AM monitor receivers; and jack strips for most signal routing.

Loudspeakers, inside and out

The loudspeaker complement includes two interior monitor speakers for the operator in the vehicle, plus a set of permanently mounted weatherproof horn speakers on the roof. The quality of these horn speakers is not quite up to that of the interior monitors, but they allow us to distribute the program live to the crowd outside the vehicle immediately on our arrival at a remote. Whenever the weather allows, we later stand four high-quality monitor speakers on top of the coach and switch them in to feed the on-air program to the people outside.

Also incorporated are two Swintek wireless microphone systems, one hand-held type used for studio quality voice transmissions from the field and the other with a dual purpose: it can be used as a second on-air mic or, in a reverse configuration with the wireless transmitter in the coach, to send an air monitor feed and cues back to the announcer. This transmitter audio input is normally fed by the studio monitor selector in the console, interrupted by a talkback microphone by means of a switch to permit rapid voice cues to the announcer in the field. Both wireless microphone receivers use external quarter-wave antennas mounted on top of the vehicle for better signal performance.

In addition to output feed points to ship audio back to the studio via equalized telco loops, eight normal microphone input circuits are brought up on two access panels located in the rear and roof areas of the coach. These access panels also provide convenient termination points for utility line level monitor feeds to existing public address systems, where available, and speaker level feeds for local PA monitoring when needed. Since all eight microphone inputs are accessible at locations inside and outside the coach, individual monitor mute switching has been employed to control monitor muting separately, de-



Crane lifts mobile studio to deck of USS Coral Sea for remote broadcast on trip 35 miles at sea. UHF radio in vehicle took program to repeater on shore.

pending upon whether the microphone is to be used in or outside the mobile studio.

Three Crown D-75 amplifiers provide the local monitor feeds around the coach and are found to have more than adequate power. Outside monitors have to be run conservatively to avoid resonant acoustic feedback when operated in close proximity to live microphones. However, observers do need an air monitor outside as a reference to assure them you are actually broadcasting live from the coach.

Three sources of power

AC supply power comes from three selectable sources: commercial, which we call "shore power"; a 6 kW Onan motor generator; and, as a backup, a 1000 W ac sine-wave inverter capable of running enough broadcast equipment to keep us on the air, and driven by a "house battery." The outputs of these three feeds are distributed down through two circuits that are termed "essential" and "nonessential."

The essential power line runs to plug strips for the console, cart machines, microphone processing, and line amplifiers. It is normally either generator or shore power, which is routed down this line through a transfer relay. If this power is interrupted or lost, the system automatically switches over all of the essential outlets to the ac inverter, keeping us on the air without interruption.

An override switch provides the option of staying on the inverter until the cause of the power failure has been determined. When doing remote broadcasts, shore power often comes over long heavy-duty extension cords from fairly precarious sources.

One problem we ran into when operating on the motor generator was the unstable frequency of the ac line, which caused unstable operation of cart machines. We remedied this by operating the cart machines off the ac inverter, which puts out a stable 60 Hz.

The house battery that runs the inverter is charged automatically by the built-in alternator in the motor generator and by a separate 25 A battery charger fed from 117 V ac. The charger was selected because of its automatic charging rate, which operates at the proper level, up to 25 A, necessary to maintain battery voltage. It also has the capability of reducing down to zero when the battery has

Profitable in-house production starts with the right system.

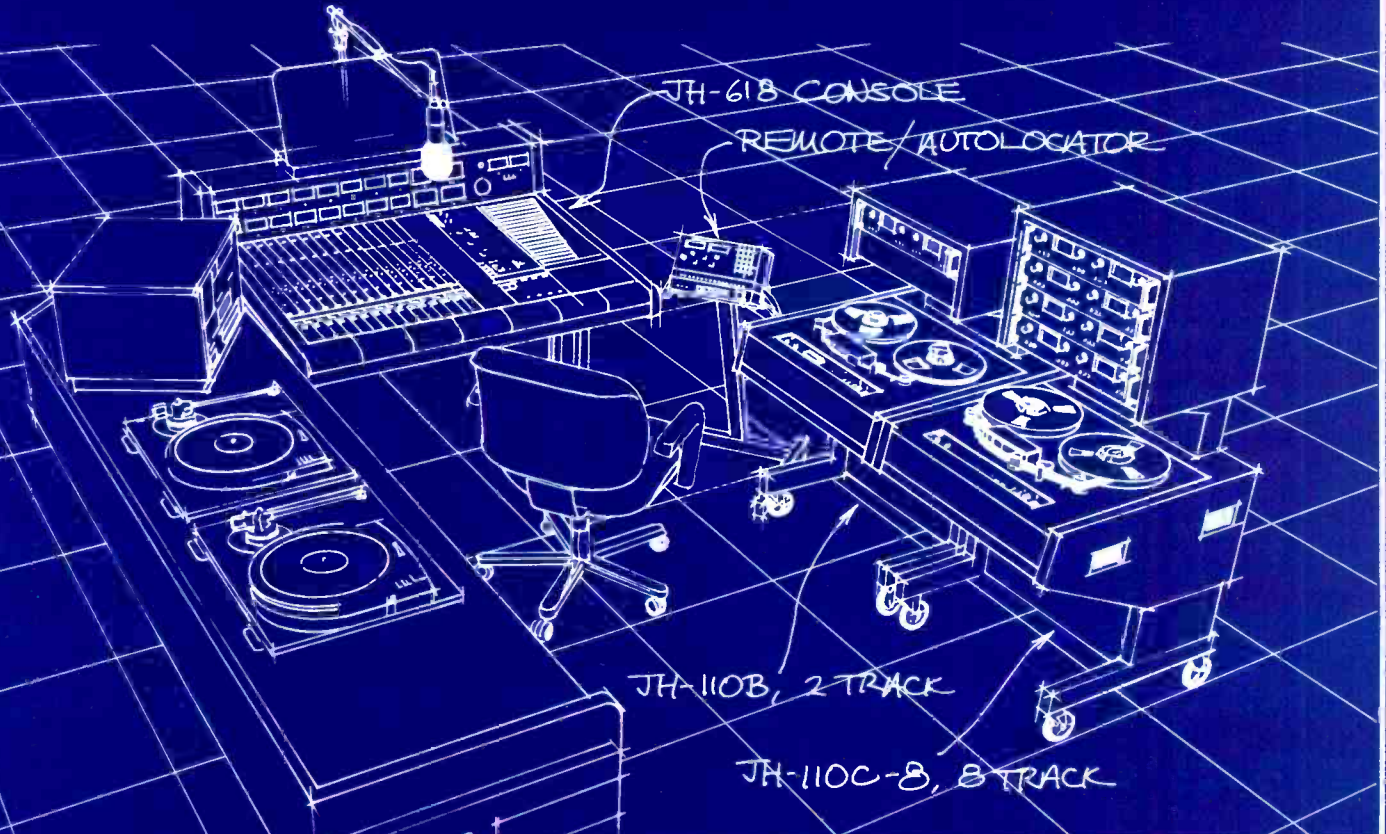
Designed by MCI.


Time was when you could get by on in-house production with a couple of beat-up tape recorders and a turntable. But audiences and advertisers of today are demanding more. And that means a total production system that allows you to do everything from overdubbing and track bouncing to live multitrack recording. Now the company that has equipped more award winning studios than any other has designed a Total Production Package priced within your budget. You get an 8-track recorder, 2-track recorder and a studio quality console with

10 microphone and 5 stereo line inputs. Plus remote control, an accurate spot timer, 10 programmable "search and find" memories, variable speed and dozens of other features designed to make your job easier and your product better. MCI even offers a comprehensive user training program in the creative use and the maintenance of this system.

Contact your nearest MCI dealer today about the quality design (and current price advantages) of MCI's new Total Production Package. Your advertisers will love you for it.

You can see it at booth 1615 NAB Dallas.



SPECIFICATION			CONTROL			DWG.			
 A division of Sony Corporation of America			TITLE					REV.	
			BROADCAST AUDIO PRODUCTION SYSTEM					B	
DRAWN	DATE		SHT OF	DWG SIZE	DWG NO				
DM			3	A	233				
APPROVED									



been fully charged. This enables us to leave the unit on line at all times without having to worry about the possibility of overcharging the battery. There are two separate outputs: one feeds the house battery, the other the vehicle or engine battery. In addition, there's a switch to put the 200 A batteries in parallel.

A special four-circuit lighting track is mounted on the ceiling for overhead lights. One circuit powers the lights. The three remaining circuits are utilized for microphone warning, end-of-cartridge warning, and telephone signaling when microphones are turned on and ringers muted.

A switch panel located by the doorway controls the overhead lights, as well as the 12 V dc lights used when the mobile studio is not being fed with ac power. The porch light just outside the doorway, also controlled with the switch panel, is connected to the microphone and end-of-cartridge warning circuits to inform station personnel that a mic set is in progress so they will wait until we get back into music before entering. Outside lighting is controlled by additional panel switches that activate four exterior 12 V quartz lights mounted on the roof-rack grid to provide utility lighting when setting up or striking down after dark.

Telephone and communications

We installed a complete telephone key system with the capability of handling up to four incoming lines. Multi-line telephones are located at the console, announce desk, and doorway area. Additionally, we provided for plug-in phones at two outside access panels. Speaker phones are included at the two main operating areas for hands-free listening. The telephone audio is routed through a line amplifier and available on remote inputs for airing. All ringers are, of course, muted when microphones within the coach are operational.

Morning-drive on-air man, Dr. Don Rose, talks with listeners by phone from announce position in mobile studio, while watching commuters pass at Golden Gate Bridge toll plaza.



A 100 W Mitrek two-way radio is used to communicate with the main studio for setup and necessary cues when telephone service is not available. Control units for the two-way system are located under the dash, by the announce table used for split operation, and at the console area for combo work.

The two-way is also used for contests in conjunction with the KFRC promotional van, which, in addition to our news cars, is equipped with a similar two-way radio unit. This allows our air personalities to be roaming around in the promotion van with giveaways during a mobile studio broadcast, reporting back from time to time with winner on-air response, either live or recorded.

A mobile telephone has been installed in the front of the coach next to the driver so that last-minute communications can be established while en route to a remote site. The mobile phone also serves as a backup means of communication to the main studio in the event of a total loss of communications with our normal systems.

Links to the main studio

The mobile studio can use three different methods for relaying the program signal back to the main studio. One is a temporary equalized phone line leased from the telephone company. This is not only expensive, but also often unreliable. As the name "temporary" implies, these circuits are usually patched in at telco toll offices and do not offer the security typical of permanent circuits.

For this reason, we also have our own remote pickup link, a UHF radio system. The system begins with a 10 W Moseley 455 MHz transmitter, fed into a 100 W linear amplifier that in turn feeds a Scala 10 dB gain Yagi directional antenna, for a total ERP of 1000 W. The air system that operates the vehicle leveling device, described earlier, also drives a pneumatic telescopic tower. The Yagi is mounted on top and can be raised approximately 40 feet above ground level by a control handle inside the coach.

Additionally, the antenna can be spun 360 degrees for perfect alignment toward our pickup points. A sensor switch monitors air pressure in the tower cylinder and flashes two large warning lights located on the dash to prevent accidental movement of the vehicle while the tower is in the raised position. An additional nondirectional antenna mounted on the roof can be switched in from the console overbridge and used as a backup.

Cart storage under rear window of coach makes combo operation compact and easy. Telephone, two-way radio are also close at hand. Other units are in side racks.



The maximum for the minimum

In designing the HK-302, Ikegami kept the frills—and the price—to a minimum while maximizing the performance. And that helps keep a moderate equipment budget from interfering with first-quality program origination.

However, staying with the basics doesn't mean sacrificing advanced technology. The HK-302's highly efficient optical system coupled to $\frac{2}{3}$ " low capacitance vidé-gun Plumbicon* tubes and high transconductance FET pre-amps deliver sharp, low noise pictures (S/N 57 dB) with excellent colorimetry. And the compact camera head includes a full range of operational automatics to ensure consistent signal quality.

Built-in test, maintenance and operational features are integral parts of this camera's "basics" as well. A comprehensive test pulse system lets you adjust the video with the pick-up tubes off or removed.

Complete monitoring circuitry and a broadcast quality sync generator with genlock are also standard features.

To add to the versatility of the HK-302, use the Ikegami automatic highlight compression option. It ensures highly detailed pictures even in high contrast scenes.


With the HK-302 you don't have to mortgage your station to afford prime time performance. So if you're looking for the maximum in studio production capability with a minimum of cost and maintenance, look over the Ikegami HK-302. For complete information and a demonstration, contact Ikegami.

Ikegami HK-302

Ikegami Electronics (USA) Inc., 37 Brook Avenue, Maywood, NJ 07607, (201) 368-9171

Northeast: (201) 368-9171 West Coast: (213) 534-0050 Southwest: (713) 445-0100 Southeast: (912) 924-0061 Canada: (201) 368-9179

*Registered TM of N.V. Philips



Circle 13 on Reader Service Card



Repeaters for the studio link

One of our receiver sites is located approximately 1200 feet above ground level at a fellow ham radio operator's home. A Bay Area amateur repeater is in operation at the site and is virtually the only transmitted RF energy in close proximity to our equipment, yielding fairly interference-free operation.

The signal is received via two stacked Yagi antennas feeding two companion Moseley receivers through a coaxial switch. One receiver operates at 455 MHz for direct transmissions from the mobile studio. The second 450 MHz receiver is used in conjunction with our portable repeater unit, described later. The audio output from the receivers is switched with the coaxial relay to feed the appropriate signal to the main studio via a permanent 15 kHz equalized program line.

A portable repeater, an additional 450 MHz transmitter, and a 455 MHz receiver are housed in a custom-built Anvil carrying case. The repeater will operate on either 177 V ac or 12 V dc, allowing it to be used virtually

anywhere. With a 24 V to 12 V converter, we have been operating the portable repeater in some airborne tests to look into the possibility of originating from the mobile studio while in motion, sharing the morning and afternoon drive with fellow listener-commuters while underway.

The portable repeater, as I noted at the beginning, was used to relay the signal from the deck of the USS *Coral Sea* on our flight-deck remote. The repeater was taken to a high point overlooking the ocean and the antenna on the mobile studio aligned for adequate S/N performance that got our program to the main studio in fine condition.

Two additional repeater points are planned for the near future, one atop a 44-story building in downtown San Francisco to offer better coverage when operating among high buildings. The other will be at our remote transmitter site, allowing us to utilize the coach for an emergency studio in the event of a disaster that might disable our main studio complex. This seems to be an excellent way to protect us from main-studio breakdown.



Our third mobile-to-main studio link is an extended-bandwidth system that delivers 5 kHz program audio over two standard dial-up telephone lines. The system we are using is manufactured by C.N. Rood Co. and sold in the U.S. by Marcom in Scotts Valley, CA, and has worked well. It is extremely easy to set up on both ends. No matter what telephone circuit we get, bandpass is virtually flat from 50 Hz to 5kHz, with S/N figures around 60 dB. The device uses audio frequency splitters and shifters to move the program signals into the bandpass of a standard dial-up telephone line (400-2800 Hz), with the addition of companding to yield acceptable noise figures.

Although the bandwidth extender opens the telco band

DEEJAYS LOVE IT!

DeeJays love Auditronics' 200 Series on-air console because it has a slot to plug in their own custom-tailored voice EQ module. They love the 200's variable-threshold compressor/voice-actuated noise gate that allows hands-off processing of live announce or remote signals. DeeJays love the 200's self-contained logic system that starts carts, reel recorders and turntables and permits simple one-button two-way communication between control room and Studios A and B. To learn what else DeeJays love about Auditronics' 200 Series on-air consoles, circle reader service number or call

 **auditronics, inc.**
3750 Old Getwell Road
Memphis, TN 38118/(901) 362-1350



Circle 138 on Reader Service Card

to only 5 kHz, it has enabled us to use the mobile studio in locations where our microwave system is inadequate because of rough or mountainous terrain, or where the telephone company cannot provide equalized service.

Mobile studios need full station support

There are many indirect support requirements for a mobile studio broadcast. Each station department needs to contribute toward the success of a remote.

Because of the large number of remote broadcasts (approximately five to six per week), we have found it necessary to duplicate all our carted spots, promos, and music. Two identical cartridge recorders are used in production to speed up the redundant carting process. For guaranteed reliability, every prospective remote broadcast must be prefilled to make sure adequate power is available and signal transmission acceptable.

The traffic department must see to it that the appropriate commercial logs are ready in time, and programming is responsible for such things as getting necessary live copy and music lists to the remote site.

It's a winner if you do it right

The benefits derived from being out in the public eye add up to a very big plus. But doing remote broadcasts is somewhat risky, as you are increasing the danger of technical failures, of lowered broadcast quality, and of overall programming deviation. Remember that the listener to be most concerned with is the one who doesn't care where your broadcast originates. He just punched up your station to hear his favorite music or personality and shouldn't be tampered with. On the other hand, the dedicated listener



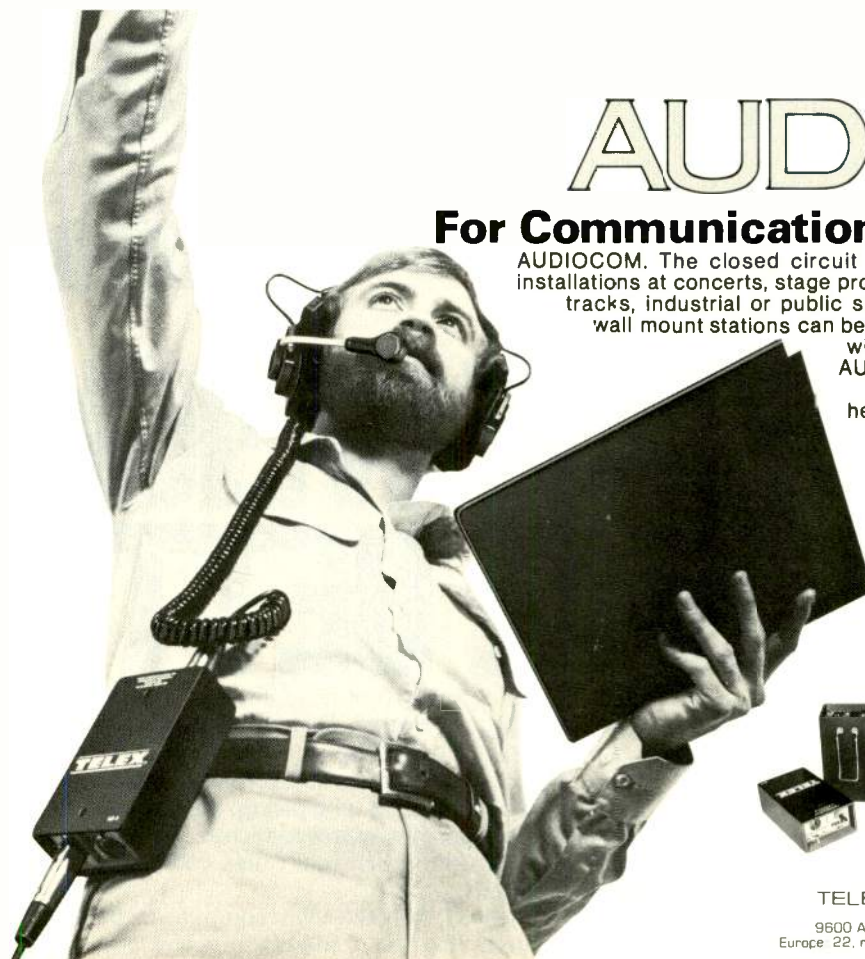
People gather at local amusement park to watch operator through rear of vehicle and listen to program over roof-top speakers

will most likely accept virtually anything you do and probably won't desert.

The net of all this is that remote broadcasts, with the most careful concern for existing and potential listeners through top technical quality and total planning, can be a very rewarding venture for a radio station.

Since the beginning of this year, when the coach was put into operation, KFRC has gone from an average quarter hour figure of 4.2 to 5.4 in the ratings, with a cumulative increase from 700,000 to over 1,000,000 listeners. We're convinced that the mobile studio contributed to this increase.

BM/E



TELEX®

AUDIOCOM

For Communications Behind The Scene

AUDIOCOM. The closed circuit intercom for small, large, portable or fixed installations at concerts, stage productions, film or TV studios, stadiums or race tracks, industrial or public safety applications. AUDIOCOM belt packs or wall mount stations can be "daisy-chained" by the dozens over five miles without degradation in signal quality or strength. AUDIOCOM interfaces with other sound systems and telephone circuits. AUDIOCOM includes headsets, mics, cables, switchboards, signalling kits, even battery packs for remote locations; the complete intercom system for communications behind the scene.

Quality products for the audio professional.



TELEX

TELEX COMMUNICATIONS, INC.

9600 Aldrich Ave. So., Minneapolis, MN 55420 U.S.A.
Europe: 22, rue de la Légion d'Honneur, 93200 St. Denis, France



HOW TO LOSE WEIGHT, TAKE BETTER

SONY INTRODUCES THE BETACAM SYSTEM

When we designed the innovative Sony half-inch ENG system, we didn't do it halfway.

So our Betacam™ camera/recorder is 30% lighter than its nearest competitor. And more than 40% smaller. A big difference when you're rushing to cover a story.

But not only have we trimmed pounds and inches, we've saved you dollars and cents. In fact, the entire system is so competitively priced, you might want to buy

two of our camera/recorders rather than one of the heavier, bulkier units around. Then, obviously, you'll be able to cover twice as much news.

The Betacam camera section employs a High-Band SMF Tricon® single-tube pickup system. As a result, it has a dramatically improved picture, with better resolution and more sensitivity than conventional one-tube cameras.

And since it has 60% fewer components than three-tube cameras, the cost of maintaining it is low.



SAVE MONEY, AND PICTURES.

(Of course, there will always be applications where you prefer a three-tube camera. So you'll be delighted to know that Sony also offers a three-tube Betacam.)

The Betacam recorder also provides superior performance, with better picture clarity and a higher signal-to-noise ratio, even when compared to $\frac{3}{4}$ " machines. It records for 20 minutes on a Beta L-500 cassette, and runs for a full hour on the low-power, rechargeable battery contained in the unit. And both cassettes and batteries are inexpensive and readily available.

A separate playback unit completes the Betacam system. It's the only interface you need for existing post-production equipment. So nothing is made obsolete.

Naturally, there are many other refinements and innovations. So to request more information, call 1-800-526-0890. Or in New Jersey, (201) 256-4512, ext. B1.

Sony Betacam. Like so many other Sony Broadcast products, it seems revolutionary today. And will be indispensable tomorrow.

SONY
Broadcast

Sony is a registered trademark of Sony Corp.

“I want the world.
Consistent .05% corner registration
and full auto-setup of up to 96
cameras on computer command.”

 **HITACHI HEARD YOU.**

**AUTO
SETUP**

Don't want much, do you?

Dynamic registration not just at dead center but at all four corners.
Plus 2-minute auto-setup of all those cameras.

You're asking for some smart camera system, networks
of the world and top-drawer video production companies.

Well, Hitachi heard you, and has created an outright *genius*—
the Hitachi SK-110 Camera System.

The computer registration capabilities of this camera system
produce pictures of a
clarity and resolution
previously unheard of.

And you get auto-setup
at the push of just one but-
ton, and zero reference,
too, where the computer
sets the green channel and
compares blue and red to
it with absolute precision.

The SK-110 is not only self-correcting, but self-diagnostic
as well. It gives both video screen display and hard copy print-
out; can be hooked into the CRT for control room monitoring.

There's a high-performance contour corrector;
5 automatic setup modes including quick check;
5 data files; so many other unique features an ad
can't begin to tell you about them.

The ultimate Hitachi SK-110. Contact the
broadcast video division at any of the offices
listed below. Hitachi Denshi America Ltd.,
175 Crossways Park West, Woodbury, NY
11797 (516) 921-7200. Offices also in
Chicago (312) 344-4020; Los Angeles
(213) 538-4880; Atlanta (404)
451-9453; Cincinnati (513) 489-6500;
Dallas (214) 233-7623; Denver
(303) 344-3156; Seattle,
(206) 575-1690; and Washington,
D.C. (301) 459-8262.



EFP CAMERA TECHNOLOGY:



A MICROPROCESSOR'S WORK IS NEVER DONE

Diascope image used for auto setup of Ampex Digicams.

IT SEEMS THERE are as many definitions for the term "field camera" as there are applications for EFP. These cameras arose originally from the desire to have "something more"

when shooting a documentary-style production than could be found in simple ENG cameras—more features, better signal quality because of the production on one-inch rather than 3/4-inch recorders, automatics for functions such as white and black balancing, finer control capabilities for more precise registration, and so forth. Enter cameras such as the Ikegami HL-77 and subsequently the 79, the CEI 310 and 330, the MNC 81CP, Sony BVP series, Thomson-CSF 700 series, and so forth. Manufacturers of ENG cameras such as the RCA TK-76 also realized the potential for EFP, and "souped up" the ENG cameras for better field performance—into the TK-760, for instance.

On the other hand, in applications where field production meant large-scale, multi-camera setups for sports events, parade coverage, political conventions, and the like, an entirely different camera was required—one that had the ability to be interconnected with other cameras and matched, that offered superior signal quality for applications such as live network feeds, that could be operated by camera technicians used to working in a studio environment. The 2/3-inch tube cameras of the ENG/EFP variety were not adequate, and engineers began looking to bring studio cameras into the field, basing them inside large mobile trucks. Some of the most sophisticated vans even came to rely on 30mm tube studio cameras.

To cloud the matter still further, a new generation of

With field cameras being pressed into constantly expanding applications, microprocessor-based remote control systems for setup and matching are keeping pace with latest developments.

and five-inch viewfinder for the field, or mounted on a pedestal with a seven-inch viewfinder and studio-type lenses, all using precisely the same electronics and basic camera body.

The concept of convertability, of course, primarily arose from marketing strategies rather than from the technology itself. In the broadcast and production environments, a studio camera is dedicated to studio use. Rarely is the news department's ENG camera pressed into service in a multi-camera system. And lens configurations used in the field can almost always be adapted if the camera is brought inside and used in the studio.

Remote control strategies

When it comes to remote control of EFP cameras, however, the confusion is quickly eliminated. Except on those occasions when a single camera and single VTR are being used to shoot documentary-style, EFP cameras are almost always used in multi-camera configurations and require remote control capabilities for both synchronization and color control.

It is here that field camera technology is making its most rapid progress. Microprocessors, installed in either the camera head or in the remote control panel or in both, are making production in the field comparable with studio shoots. The microprocessors are making it possible to both set up and align a multi-camera shoot within minutes,



eliminating costly ESU time. They also enable far more precise alignment than video operators could ever hope to achieve through observation of sometimes misaligned monitors and manual control with analog signals.

The technology is pervasive, with digital control systems available from the simplest 2/3-inch ENG/EFP camera to the largest 30 mm triax-controlled system. Automatic setup and digital control are becoming as important to field production as the latest generation of high-quality cameras themselves.


Toshiba digital memory

Certainly one of the most innovative approaches to digital remote control is the Toshiba system offered with its PK-60 ENG/EFP camera, supplementing a completely analog remote control system that uses either triax or multicore. The camera incorporates a nonvolatile memory for white balance, black balance, and centering that function even when the camera is powered down. Through a connector built into the back of the camera, a small box containing an eight-bit microprocessor is connected with the camera; in this way, setup data that has been programmed into the digital memory pack can be transferred from one camera to another, and the box removed once the data has been transferred.

An important part of the Toshiba system is the digital auto setup box, which senses RGB signals coming back from the camera and provides appropriate digitally encoded correction signals. This information is used to program the memory unit, which can then operate independently of the setup system.

Another configuration for the PK-60 is with a digital base station that controls as many as 10 cameras using coax connections up to 1,000 feet. The base station interfaces through the memory adaptor, with one required for each camera. The base station can be used for manual

Cinema Products Digital Co-Ax control offers command of one or two cameras and incorporates an intercom in the single coax-transmitted signal.



control of RGB levels and centering, or the automatic setup unit can be connected to the base station, enabling up to 10 cameras to be set up sequentially.

Cinema Products coax remote control

A somewhat similar, low-cost system for digital remote control is marketed by Cinema Products, designed for cameras such as the NEC MNC-81, RCA TK-76 and 86, Sharp XC-7000 and 800, Sony BVP-300 and 330, and several other cameras. The system works with a D/A decoder installed inside the camera body that connects with the A/D encoder over coax cable to 5,000 feet.

The cable carries 21 control channels, in addition to return video and a PL intercom system, for either one or two cameras. Control functions, through the mini-CCU supplied with the system, are quite extensive and include genlock, auto white and black balance, iris control, tally, RGB centering, pedestal, and gain.

Ampex Digicam approach

Digital remote control is becoming so commonplace that it has virtually eliminated the need for multicore analog systems. Were it not for the power distribution capabilities of triax, large cables would be on their way to becoming virtually extinct in field production.

This is true not only for the smaller ENG/EFP camera systems but also for larger systems such as the Ampex BCC-20 and BCC-21 Digicams. Both the 20 and the 21 (the latter is a studio version of the camera with seven-inch viewfinder, studio lenses, tally, and teleprompter capabilities) incorporate a microprocessor within the camera head. The on-board microprocessor is used in the SPEC spacial error correction system, in which the memory in the head stores correction coefficients for vertical and horizontal registration, and also shading values for each of the 192 rectangles into which the screen is divided. The registration system, which provides 0.05 percent registration accuracy in all three zones, works by comparing the preprogrammed microprocessor memory with a diascope image projected from the lens. The shading values are programmed by moving a cursor either manually or automatically to the various rectangles in the grid.


The on-board microprocessor is also used in conjunction with a master setup panel for setup and registration, interconnected either directly through a junction box on the camera or through a base station. Up to eight cameras can be controlled through the setup unit. In the manual mode, the operator uses function buttons to address the parameter to be aligned, then uses the dials to send control pulses to the camera head microprocessor to make the actual adjustments for tube alignment, black and white shading, registration, tracking, black and white balance, and enhancement. The panel is prompted even in the manual mode, so that the panel suggests the next, most logical step in the alignment procedure (though it can be easily overridden).

Automatic setup of up to eight cameras is also controlled through a separate module of the master setup panel. The auto setup unit directly addresses the Z-80 microprocessor in the camera and performs all the spacial error correction adjustments automatically, comparing each zone in each camera separately. The ASU also performs the registration procedure automatically, analyzing the diascope pattern with digital comparators. Other steps in the auto setup sequence include, in order: master black,

MOBILE PRODUCTION VAN

Aluminum Cube Body 14' long, 90" wide, 80" high

FULLY EQUIPPED



\$196,000

- 2-FP 21 Hitachi cameras equipped for both studio and ENG
- Grass Valley Production Switcher
- Tektronix Test Equipment
- DPS-1 Time Base Corrector
- 8 x 4 fully equalized Audio Board
- 16 page high resolution Character Generator
- 3-3/4" VTRs
- Convergence Editor
- Audio & Video Patching
- Test Switcher
- Fully monitored, B&W and Color
- On board power and air conditioning

Complete
System
Capabilities

LERRO
ELECTRICAL CORPORATION
COMMUNICATIONS SYSTEMS DIVISION
3125 North Broad Street, Philadelphia, PA 19132

(215) 223-8200
Ask for
Bob McTamney



beam focus, coarse registration, beam level, coarse registration, fine registration, master black, bias light set and compensation, red and black level, black shading, white level, white shading, flare, gamma, and white and black balance.

CEI microprocessor control

Completely automatic setup, including registration, can also be achieved with the CEI 340 camera with a newly introduced microprocessor remote control panel; a circuit card is also required in the camera head, which has slots for functions such as time code generation.

White balance and black balance are achieved automatically once the cursor is aligned over a suitable area; the iris is capped automatically during black balancing. If the image being scanned by the cursor falls outside the parameters normally expected for white balancing—a colored area, for instance—the microprocessor will not perform the balancing and will tell the operator, via a message on the monitor, that something is wrong. The cursor can also be used as a spot meter to align all the values in a scene to a

particular area of the image. The same can be done with gray scale tones so that the microprocessor is programmed through the cursor to always represent a particular color in the scene with a particular gray-scale shade. During all of the above operations, the microprocessor will also provide a message if there is not enough light.

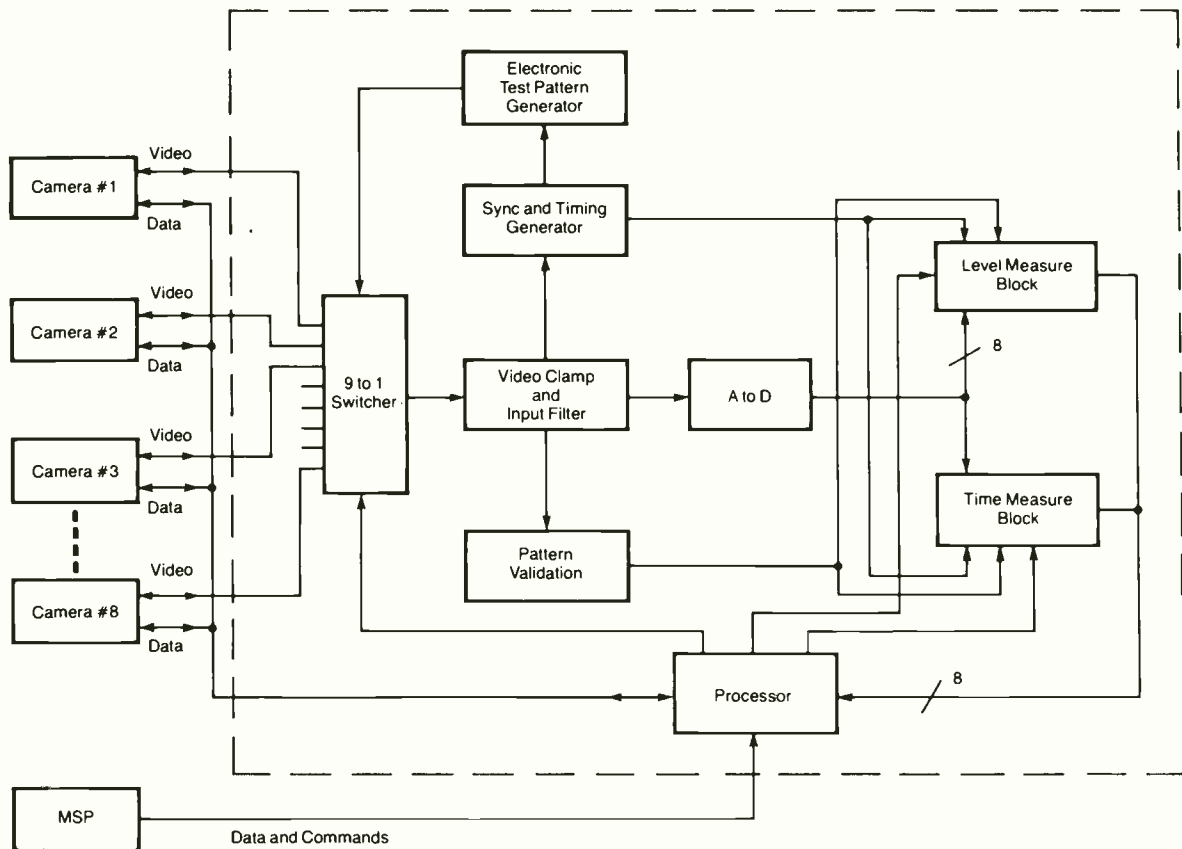
Registration and centering are performed automatically and continuously while the microprocessor is on (when the unit is disconnected, the camera automatically holds its last setting). Rather than using a diascope for registration, the system relies on sharpness of detail in the image itself. Using samples taken from a matrix of cursors every 16 frames so as to avoid setting the camera to random errors, the alignment system automatically registers the three guns. Again, messages appear if the alignment required is beyond the capability of the microprocessor; a message might read "turn red gain down." After the operator has made the adjustment and the red gun is within tolerable deviation, the computer takes over again.

Ikegami in the field

Ikegami is among the small number of companies that are promoting microprocessor setup and control of one-inch tube cameras specifically designed for field production. Its HK-357A, billed as the company's third microprocessor-controlled camera, uses much the same approach as the HK-312 and 322 studio cameras.

In the case of the Ikegami system, the microprocessor is located in the automatic setup unit, which interfaces with the base station together with a remote control panel or remote control box. Actual base station connection with up to six cameras is by standard multicore or triax cable.

Block diagram of Ampex Automatic Setup Unit control shows typical features of digital control system.



Ampex Announces the Practical End of Video Jitters.



Video Jitters can drive you up a wall.

It happens when you've repeated an edit over and over. You want it perfect. Now, everything's cued up just right. You hit the edit button, and what do you get? A glitch. A shaky picture. A sour stomach. Video Jitters.

The culprit is stiction—friction build-up so bad that the tape actually jerks across the heads and scanner. Humid conditions can make it worse.

But not if you use Ampex 196 One-Inch Broadcast Video Tape.

Every batch of Ampex 196 has to pass the toughest test in the industry—stiction-free operation at the extreme environments of 90% RH and 90°F, to guarantee that you have consistent stiction-free operation under all conditions. Ampex 196. Less friction, because who needs it?

Ampex 196 One-Inch Video Tape.

AMPEX

Ampex Corporation • One of The Signal Companies

SPECIAL OFFER FREE \$400 1" REFERENCE TAPE

Send me the details on how to get my free \$400 reference tape for buying 10 hours of Ampex 196 One-Inch Broadcast Video Tape.

NAME _____
TITLE _____
COMPANY _____
ADDRESS _____
CITY _____ STATE _____ ZIP _____
PHONE (____) _____

Offer expires May 31, 1982

Send to: Ampex Corporation, Magnetic Tape Division,
401 Broadway MS 22-02, Redwood City, CA 94063

BME



The automatic setup relies on a diascope in the lens to perform complete registration and balancing of each camera within 60 seconds. The following is the automatic sequence: iris, G pedestal, RB pedestal, RB gain, RGB gamma, RGB flare, RBH centering, RBV centering, RB width, RB height, RBH linearity, RBV linearity, RB skew, and RB rotation for focus.

The setup unit is organized into six sections, one for each camera, permitting the storage of operating details about the different cameras in the system. The data register can thus be programmed with information about whether the camera is on triax (up to a mile away) or multicore (up to 2000 feet), and the specific cable length. It is also possible to store the values of lens chromatic aberrations for each camera used, allowing the microprocessor to compensate automatically for the difference between the diascope image and an actual through-the-lens scene. Another feature is the ability to register the camera manually first, then store the information in the microprocessor, which can subsequently duplicate the manual settings.

A brand-new approach from Philips

Being shown at the 1982 NAB for the first time, the brand-new Philips LDK-6 incorporates some of the very latest in microprocessor control of field cameras—in this case, user-specifiable for either 25 or 30 mm tubes in an all-triax configuration.

The camera head itself incorporates four microprocessors that provide, within 60 seconds of powering up, completely automatic registration, resolution, shading, and focus. The parameters for all specifications are as good in zones two and three as they are at the center, since the raster is divided into 49 rectangular zones that are individually set up by one of the camera's micropro-

cessors to a precision several times better than that achievable on a conventional camera. The diascope is housed within the camera itself rather than the lens.

In addition to the four microprocessors, each camera contains six randomly accessible operational memories and four lens parameter memories for preprogramming various aberrations. The microprocessors within the camera communicate with those in the master control panel, common control panel, and camera processing unit via two-way data links carried within the triax cable, up to 2000 meters with the standard system and up to 5000 meters with the Philips/ABC triax repeater. Control signals are transmitted to the camera via digital pulses from the control panel and translated by a D/A converter in the camera head. All automatic functions for camera setup and registration can also be accessed manually through the panels.

The CPU itself contains no operating controls and requires connection with a master common control panel. Through an optional control assignment panel, each master control panel can service any number of individual camera channels. Once connected to a selected channel, it automatically displays a status report of all current settings of hundreds of parameters. Single pushbuttons initiate full, partial, or individual automatic adjustments. The same component provides displays and controls for automatic trouble diagnosis and correction.

Common and remote control panels provide adjustments of operating parameters normally available in a manual camera CCU. These include contour amplitudes, auto iris peak/average, and common adjustment of R and V gains of multiple cameras simultaneously.

Up to six individual camera setups can be stored by one CCP in each of up to six camera channels. Because of the distributed intelligence system, all components in a multi-camera system are truly and randomly interchangeable during system operation.

A single CPU/MCP/ASP combination could be located at the terminus of a permanently laid triax star network. A pair of camera heads could then be hopscothed among the shooting locations, each ready for immediate use with lenses and operational setup matched to the scene being shot. For heavy production schedules, LDK-6 heads, each with six operation setups preprogrammed, could be installed at each shooting location.

RCA studio camera in the field

Some would consider a camera such as the RCA TK-47, with its 30 mm tubes, too large to be considered a field camera. But as companies such as TPC with its Startruck are proving, the TK-47 is ideal for coverage of network-quality sports events, especially because of its microprocessor-based automatic setup and control.

In the RCA approach, the microprocessors are located in the camera processing unit, which communicates with the camera head using conventional triax systems; neither the head nor the CPU contain any analog potentiometers at all, and instead are programmed by a remote control unit or automatic setup unit, both of which connect with the CPU via dual twisted pairs.

The remote control unit provides full operational control of the camera, including a joystick for iris and black level and a "paint enable" button to allow white and black balance controls to be switched in or out. Other pushbuttons control automatic features such as auto iris, auto white balance, and auto black balance. Other controls are



The brand-new Philips LDK-6 is the latest microprocessor setup field camera.

PROOF OF PERFORMANCE



**MORE THAN
4000 OF OUR
NTSC OR PAL
SYNC GENERATORS
ARE NOW IN USE
IN FORTY-SIX
COUNTRIES AROUND
THE WORLD.**



LEITCH

Progressive Concepts in Television Technology

Leitch Video of America, Inc., 825K Greenbriar Circle, Chesapeake, VA 23320
Tel.: (804) 424-7920


Leitch Video Ltd., 705 Progress Avenue, Scarborough, Ontario, Canada M1H 2X1
Tel.: (416) 438-5060 Telex: 065-25420

Circle 144 on Reader Service Card

SPECIAL REPORT

provided for painting, master gain, color temperature selection, and so forth.

The setup terminal is a completely digital system that can be disconnected from the CPU's nonvolatile memories once it has programmed them with setup data. A single setup terminal can control up to 12 cameras. All of the line-up control functions for the cameras are delegated to four knobs at the bottom of the panel, with an alphanumeric LED display above the knob showing to which function it has been assigned. Each knob operates a digital signal generator, transmitting digital pulses to the CPU; over 100 different setup functions are controlled. Three different modes of operation are available through the setup unit, starting with a completely manual mode in which the function to be controlled is called up and manipulated. In the semi-automatic mode, the unit automatically goes to the next most logical step in the setup procedure, waiting for the operator to make the adjustment and move on to the next step. In the optional completely automatic mode, a single pushbutton activates the



Setup panel for the RCA TK-47. Setup is either completely automatic or manually sequenced.

automatic setup of 94 camera parameters to preprogrammed levels. In the auto mode, all three color channels, including green, are adjusted in minutes for registration, shading, level set, gamma tracking, electronic focus, and beam alignment.

New digital control from Hitachi


Another large, 30 mm tube camera primarily designed for studio applications but also with remote broadcasting possibilities is Hitachi's new SK-110. Again, extensive microprocessor-based control has been designed into the system to provide extremely simple setup procedures.



Hitachi's approach has been to incorporate its microprocessors and memories in the setup control unit rather than the head. The SCU sets up 34 camera parameters of up to six cameras simultaneously in less than two minutes. The setup unit connects each camera's CCU, which also incorporates extensive microprocessor memory. This includes preprogrammable data storage of parameters for normal setup, special painting setups, H reverse, V reverse, and H/V reverse. In addition, random access memory is provided for storing information on lens aberrations when auto registration is performed with the diascope.

Hitachi's automatic setup method employs "zero control," in which the R, G, and B channels are controlled, eliminating the need to manually adjust the G channel.

Automatic setup unit for Hitachi SK-110. Four digital control knobs are assignable to different functions.



With a digital setup unit for every group of six cameras, up to 24 cameras can be controlled with a single setup control unit. By adding a transfer switch unit, control capabilities can be expanded to up to 42 cameras using two SCUs. Five auto setup modes are provided: full, registration, color balance, G reference, and white balance.

Other developments

The above account of recent developments in the use of microprocessors for controlling field cameras focuses on the most complex systems for multi-camera setups. But there are other processor-based cameras. Hitachi's FP-22, for example, features a low-cost automatic setup system for registration, white balance, and black balance that automatically remembers and recreates the previous setup values even when the power is turned off. Ikegami's EC-35 electronic cinematography camera also has extensive microprocessor-based automatic setup, as does the HK-312 camera, which Ikegami markets almost exclusively for studio applications. Marconi's Mark IX, which can be either hand held or tripod-mounted for studio operation, has an automatic setup module for its CCU to provide automatic centering, iris, registration, black level, color balance, and dynamic gain functions.

Many field production cameras incorporate microprocessors used in self-contained functions such as auto white and black balancing, centering, and registration. Thus, in field camera technology, microprocessors are coming to be almost as important as the camera imaging systems themselves, and camera designs, based on increasing use of microprocessors, are reflecting the growing needs of EFP. **BM/E**

Control.

ENG operation is perpetual motion. The people and equipment to get the job done. Give your people maximum flexibility, to stay in control on location.



RF-212, the world's most compact, frequency-agile transmitter.

12 watts output. High-low power switch, 12 watt and 3 watt. 21 frequencies. Among the options available: remote control, environmental cover and battery pack and charger.

RF Technology manufactures a full line of state-of-the-art microwave equipment. We engineer to perform. Versatile and reliable on the toughest locations. Compact, frequency-agile, out-performing larger units.

Improve your line of site. RF Technology: the shortest distance between two points in ENG.



145 Woodward Avenue
South Norwalk, CT 06854
203•866-4283

Sales offices
West Coast 213•790-4393
Southeast 205•928-9459

Introducing the New CHYRON® IV.

The New CHYRON Adds True Graphic Capabilities To The World's Leading Character Generator.

The latest Chyron is the system that the broadcast industry has been waiting for. You have known the Chyron IV as a powerful character generator that's easy to use.

Now, utilizing advanced computer graphics, it has become a flexible graphics tool, as well. The result: a truly versatile graphics generator that provides virtually all of the electronic functions you need. And, it's still easy to use!

More Artistic Freedom

CHYRON IV's digitizing tablet provides full flexibility for the artist to draw, change select colors and fill. He has,

in effect, a true electronic paint system. *Background graphics* can be created and displayed or stored for later use. In addition to the digitizing tablet, graphic information can be entered with a black and white camera in the font compose mode.

This new background graphics capability gets the artist away from plain text into the generation of "pictures": graphic images, representa-

tions, vignettes with as many as 16 colors or gray scale values, etc.

Multicolor characters are available, too. Full color or halftone artwork is digitized and displayed with up to seven different color values per character. The display can be changed from *gray scale values* to pseudo-color for ease of trim and area identification. This means that multicolor logos or other artwork can be displayed and treated as a single character to take advantage of all the CHYRON IV animation and character manipulation features.

New Board is the Key

A state-of-the-art multimode graphics module is the heart of the new capabilities. It replaces the existing font compose module and operates in several differing modes.

In its basic operation, the new module provides an advanced means of camera font compose. A built in A/D converter samples incoming camera video at 10 times sub-carrier and digitizes each sample with four-bit accuracy (thus, the 16-level gray scale). Software then analyzes the data to produce extremely smooth curves and slopes for virtually perfect capture and the elimination of trimming in most cases.

Many Other Features

Other CHYRON IV features provide even more flexibility. Up to four "vignettes" may be created and independently positioned or animated. Text can be moved out of the safe title area, the color palette has been expanded to 512 choices, character edging can be any color and diagonal typing has been provided. The roll and crawl modes have been improved to allow smooth motion through horizontal and vertical blanking. And there's more. Call or write for all the details.

Follow the Leaders with
CHYRON
TELESYSTEMS

A DIVISION OF CHYRON CORPORATION
265 Spagnoli Road, Melville, New York 11747
• 516-249-3296 • Telex: 144522 Chyron Melv
Amplex International is exclusive distributor for Chyron Graphics Systems outside the U.S.A.

The CHYRON® COURIER

An Occasional Newsletter
Dedicated to the Latest
Chyron Developments.

Vol. I, No. 1


Earlier CHYRON IV's Can Be Retrofitted for New Features

The new CHYRON still carries the model number IV. It will not obsolete the many earlier CHYRON IV's still serving nobly out in the field.

Your current CHYRON IV can be retrofitted to provide all of the newly-developed features. Return your IV to the factory, and we will replace the unit's present font compose module with the new multimode graphics module and add the necessary systems modifications to accept the new features. It will convert your old CHYRON IV into a true graphics generator, with all of the many advantages of the new model.

Updated training sessions will be available, too. Classes for operators may be scheduled at Chyron headquarters in Melville, N.Y. or at your place of business.

For details on the retrofitting of your earlier CHYRON IV and on the latest operator training, call or write today.



Highlights of the New System

In brief review, these are the main features of the new CHYRON IV.

- Background graphics plane
- Advanced font compose with 16 levels of gray scale
- Multicolor characters (7 colors each)
- Digitizing Tablet
- Winchester disc
- 512 color choices
- Four-level animation plane
- Blanking-to-blanking display capability
- Colored edge
- Fader provides 256 levels, with gamma correction (pre-programmable)
- Diagonal typing
- Software-based for future enhancements.

Hardwired intercom helps coordinate stage production for One Pass Video.

INTERCOMS IN EFP: VERSATILITY IS THE KEY

Handling the various challenges of field production can be easier if your internal communications system fits your needs. The proficiency of a system may depend on its ability to change with the territory.

MOBILITY AND FLEXIBILITY. These two words encompass virtually every requirement placed on intercommunications systems that are used in field production. Mobility is essential if the system is being used with hand-held equipment, obvious to the operator who must concentrate on more important matters such as staying in focus. Flexibility, on the other hand, is vital if the intercom system is to be able to handle the enormous variety of productions — everything from local basketball games to rock concerts — demanded of EFP.

Sometimes, there must be a trade-off — having a totally flexible system in which mobility takes second place to the need for elaborate, multi-channel setups, for instance. In other cases, mobility wins out — as with the new RF intercom systems coming onto the market. But increas-

ingly, systems offering both features are proving to be the key to users' requirements.

Hardwired system to parallel video cables

“We use the Bang-Campbell (BCA) system [distributed by Television Equipment Associates] because of its easy adaptability at minimal cost,” says Don Landis, engineer at television station WHTM in Harrisburg, PA. The station's remote productions typically involve sporting and community events, as well as local commercials. Usually two RCA TK-76 cameras are connected by a hardwired intercom to the director's panel in the truck in a party line system. Each camera operator uses a belt pack with a receive volume control.

In this type of setup, camera cables must be run, so it is



no extra effort to lay the intercom lines right along with them, enabling the director to use a reliable hardwired system in the difficult RF environment of Harrisburg.

To cover a Christmas Eve service at a local church, the station added a third camera as well as an audio console. The BCA Interphone permitted all four user stations to be combined through a single master box, so that only a single cable was required for each station — reducing the possibility of potential problems. A modular system with plug-in building blocks, the BCA offered the simplicity of being able to change with the type of production.

RF systems provide freedom

For less confined productions, the mobility of the intercom becomes extremely important. For example, the wireless system designed by R-Columbia provides Prime Time Design, a production facility in Oklahoma City, with the freedom necessary in remote productions.

“The wireless systems give us the freedom we need because of the different kinds of productions we do, which is everything from commercials to rodeos,” claims Jay Kruger, part owner of Prime Time. A one-camera operation, Prime Time was the first production company in the southwest to use the R-Columbia wireless system. “We chose it because of its ability to meet the demands of

shoots in any location,” says Kruger. Another reason for supplying wireless headsets is that as the need for more cameras arises, Prime Time often hires freelance camera operators whose equipment often does not interface with a standard hardwired intercom. On other occasions, clients will specify exactly what kind of cameras they want used — again necessitating an easily adaptable system.

In addition, Prime Time went wireless because it often runs a straight coax video cable to the switcher, eliminating the possibility of using standard hardwired intercom cable. Still another reason, according to Kruger, is that “We often shoot in other countries, or in places like rodeos, where the location is so remote there is no available source of power. All our equipment must be battery-powered.”

At a recent production for the rodeo, four send-and-receive headsets operated in conjunction with one receive-only unit. The director and the three camera operators used the send-and-receive units, while a production assistant wore the receive-only unit. In this way, the director could communicate back and forth with the camera people and dispatch the assistant to any location to rectify problems as they arose.

RF at the Met

Wireless intercom systems are not restricted to the outdoors. Ken Schaeffer of Schaeffer Audio has used Swintek’s Mark 200 wireless headset for indoor applications with great success. “The Mark 200 is a very hi-fi system that can do a great deal and has almost any kind of interface you would want, including crystal mic level, low level, line level, and more,” he observes.

Schaeffer recently designed the New York Metropolitan Opera’s intercom system around the Mark 200 because of the system’s hands-free capability and because the units adapted easily to the rigors backstage. “At the


Trend in Intercoms is Toward Wired/Wireless Combinations

Cetec Vega’s extended efforts in the use of wireless and hardwired intercoms has resulted in the QX-1 and QX-2 systems. With the QX-1, the addition of a QT-1/QR-1 unit allows a walkaround, full-duplex wireless station within an otherwise wired system. The QX-2 permits from two to six wireless stations in a party line configuration with optional interface to a wired system.

Among the other leaders in the trend toward wired/wireless systems is HM Electronics. Its 150E system contains two main elements. First, the IC-150 Base Station combines the functions of base transmitter and receiver, wired systems interface, and control center. The base station transmits on a single VHF high-band frequency and receives the VHF mid-band frequency from the remote units. The received signal is simultaneously fed to the base operator’s headset, to the wired system interface, and to the transmitter section for rebroadcast to each remote unit.

The second part of the system is the MT-1000 remote transceiver. In full duplex operation, each remote unit uses its own transmit frequency, with the base station able to receive up to four different frequencies (from four different units). In push-to-talk operation, all MT-1000s can use the same transmit frequency with operator sidetone provided through rebroadcast of the receive signal by the IC-150, automatically confirming receipt of communication.


The IC-150 base station permits the expansion of a



HME’s base station and remote units.

hardwired intercom to include the freedom of wireless stations. Combinations of full or half-duplex are possible. The HME system makes the wired intercom a part of the wireless communications loop and feeds the wireless signal to the wired system. All parties remain in the communication link. Accommodating many different wired intercoms, the system also allows the base station operator to switch between two separate party lines, as in most hardwired systems.

The Quantel DLS 6030.



Every other way to store stills is obsolete.

Introducing the state-of-the-art in electronic still-storage—the Quantel DLS 6030 digital library system.

Obviously it stores still pictures. Up to 800 on each small Winchester disk drive. And with the quality that is a hallmark of Quantel. But the DLS 6030 goes far beyond still-storage.

It is the only electronic still-store with production effects capabilities. So now you can compress still pictures to any size. Crop them to remove unwanted material. Position them anywhere you want. Put borders around them. And dissolve from one shot to the next.

You can even build up totally new pictures—composites or montages—from existing material.

And you can always retain your "originals" in their pristine state.

The DLS 6030 lets you browse through its disk library to select the pictures you need, and gives you unprecedented facilities for on-air editing, previewing, and presentation.

Off-loading? You can dump all the pictures—in digital form—onto

standard videotape. Then reload at the remote site via any VTR. The transfer is digital, so there's no generation loss.

Because Quantel's technology is leading-edge, the DLS 6030 is small—about one-quarter the size of still-stores using older technology—and draws far less power. So it's ideal for mobile operations as well as the studio.

There's nothing else like it. See for yourself. Call your local MCI/Quantel representative. Or get in touch with us directly at 415/856-6226. Micro Consultants, Inc., P.O. Box 50810, Palo Alto, California 94303.



MCI/QUANTEL
The digital video people.



opera you often have stage workers using both hands to hold up props and maneuver scenery, so you need the hands-free capability of RF," explains Schaeffer. At the Met he assigned six Mark 200s for the backstage people to communicate with the director.



The Swintek system has full duplex capability when only a single pair of headsets is used; when more than two people are on line, it becomes a simple push-to-talk unit. Schaeffer overcame this problem with a repeater. Each person's belt pack/headset transmits on a different frequency. The repeater, equipped with six different receivers, sums all the signals and retransmits the signal on a frequency to which all headsets are tuned. In this way, with no extra buttons or unwieldy panels, the director is able to make an all-call so that each crew member knows what everyone else is doing.

Selective monitoring through central control

When the complexity of a production prohibits the use of wireless, or when the intercom system must go through a main switchboard or control panel, it is necessary to go with the hardwired systems. Clear-Com's System II is a complete intercom package that has multi-channel capability through different types of main switchboards. One Pass Video in San Francisco chose the Clear-Com system because such features provide the ready flexibility needed in adapting to various types of productions without having to design extra equipment that may never again be used.

For example, One Pass recently used System II compo-

Ward-Beck rack units with pin board and push-button matrix facilitate channel assignment.



Solid state circuitry makes Swintek's Mark 200 a hi-fi system.

nents on a large and complex operation at the International Jazz Festival in San Francisco — a multi-camera production that was simultaneously recorded and sent live via satellite to Japan. The production involved a large staff, three vans, and audio equipment for both the recorded and live sources. There were also two directors, one in the production van at the intercom main station and the other in the transmitting van. The intercom consisted of interconnects between the two directors and from the production van to the different personnel in the stage area.


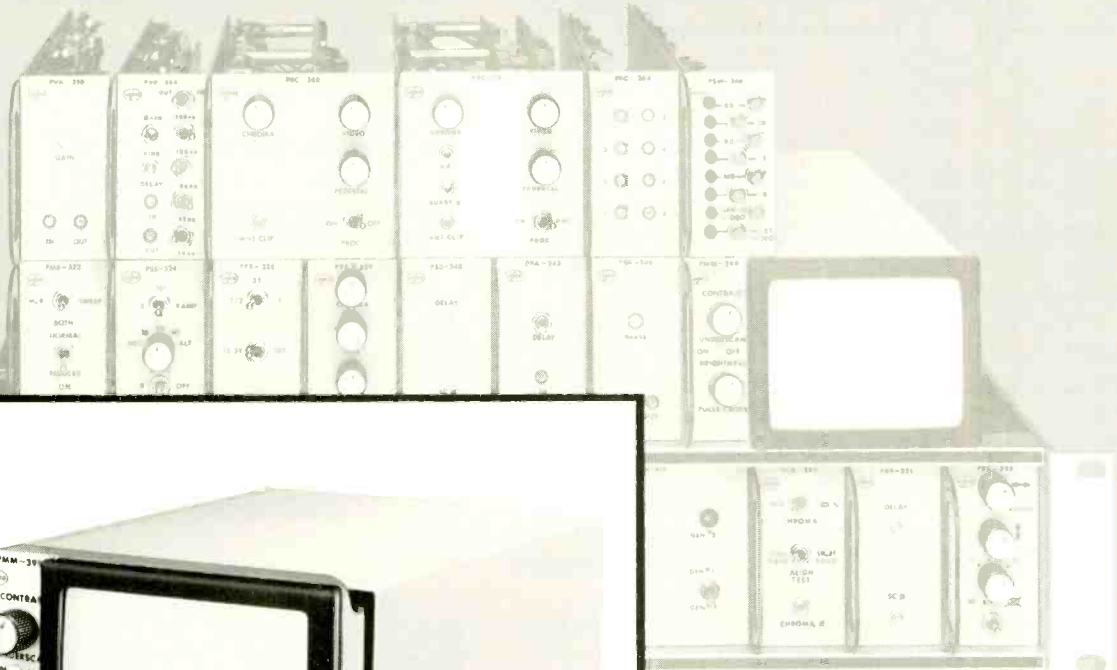
The Clear-Com modular units were used to combine through the communications system the people who were working on separate parts of the show, enabling them to coordinate communications successfully within a complete party line system. The director in the production truck used two channels to the field, one for lighting and crew and one for all cameras, VTRs, and audio. For the second truck and the other director, a party line communicated with the main production van and also the personnel involved with transmission and live roll-in responsibilities. Together, the recording unit and the live satellite transmission team required 20 stations — six cameras, plus the lighting, audio, and stage crew. In such a complex and highly charged sound environment, a low-power wireless system would have been overwhelmed and could not have provided the multi-channel main switchboard made possible with the hardwired system.

ABC turns to a matrix

As the location for various productions changes, so do the logistics of setting up the intercom systems. ABC-TV decided on the Ward-Beck 7000 Series because it provided a complex network of communications for the many different types of productions ABC must deal with in its worldwide coverage. Six of ABC's production trucks carry the WBS systems. The entire system was designed to conform precisely to the needs of ABC's operations as specified to WBS by ABC design engineers.

A particularly attractive feature of this matrix system is the wide variety of crosspoint types it offers, permitting selective priority of one channel over another. The connections from each panel to the corresponding crosspoints in the matrix are made prior to each production. Stations can be checked through channels on a separate pin board.

IT'S IN THE 300 SYSTEM!



LENCO's PMM-399 4" ENGINEERING VIDEO MONITOR.

Introducing a new and unique concept in video monitoring: the Lenco PMM-399 Engineering Video Monitor.

Utilizing a 4-inch screen for engineering evaluation of the video signal, this high-resolution, professional monitor is ideal for camera and tape monitoring in either mobile vans or permanent studio installations.

The Lenco PMM-399 occupies only three module spaces of the PFM-300 frame, making it an ideal, economic space saver. And a total of three monitors will operate in one 300 System frame.

Loop-through video, pulse cross and underscan are standard with the PMM-399. The 30 MHz bandwidth results in extremely high resolution,

while the sharp, bright picture provides excellent viewing under high ambient lighting conditions. In addition, a sweep protection circuit prevents CRT raster burns in the event of the loss of either horizontal or vertical sweep.

Among the PMM-399's other outstanding features are:

- Back-porch Clamped Video Signal
- Differential Video Input
- DC Operation
- NTSC or Pal Scan Rates
- Modular Construction


See for yourself why the PMM-399 is your answer to video signal evaluation. Call or write today for a PMM-399 demonstration.



LENCO, INC., ELECTRONICS DIVISION

300 N. Maryland St., Jackson, MO 63755, (314) 243-3147

The Professional's Choice



When a pin is inserted at a point representing an intersection of the communication matrix, the connection tests the reliability of that particular channel crosspoint before the channel is used during the show. In addition, 12 selectable IFB channels are available in the central matrix.


"The hands-on portion of the system places a control panel in front of every major user involved in the production," says Geoffrey Felger, manager of field operations for ABC. Thus, the keys on the director's panel activate the crosspoints that put him in touch with the people appropriate to his job (i.e., cameras, VTRs, audio, associate director located in the tape truck, etc.). On the other hand, the panel in front of the audio engineer communicates with the stations relating to his job, in this case all but camera operators.

A rack-mounted, vertically aligned pushbutton panel can direct the signal from 12 intercom stations to a different receive point. The system has 12 camera circuits, 12 circuits for the separate tape truck to handle different stations, and five additional station circuits in the produc-

tion truck. Every user station passes through the central matrix and is directed by predetermined hookup to the appropriate location. If, once at the shooting site, the audio operator (who sets up the intercom) decides to assign cameras one through six to the production truck and cameras seven through 12 to the tape truck, then he need only push the corresponding row of buttons to properly reassign the cameras.


The systems in all the trucks are matched and designed to work together, even with such a broad range of applications possible. Each truck has matching external ports for cable hookup so that any truck in the ABC fleet assigned to cover an event will be sure to fit into the system. Of course, the system costs considerably more than a simple party line setup, but affords the options necessary to such large and complex remote productions as those at ABC. According to Felger, ABC has used wireless units in conjunction with the main system, but too often the coverage (such as *Monday Night Football*) takes place in crowded urban industrial areas where RF interference is severe. Also, because of the extensive planning and experience in this type of coverage, the cameras and field crew

Clear-Com mainstation provides monitoring through central control.



A POWERFUL COMBINATION FOR YOUR POST-PRODUCTION FACILITY

SWITCHER INTERFACE CONTROLLED



The 6403 allows the editor to talk to, and control your CROSSPOINT LATCH switcher.

With any editor, it can accept the 'cut-in' command pulse from the editor, and perform frame accurate mixes and wipes, and keys. It can even perform wipes which start or stop part way on the screen. It also performs delayed transitions.


With sophisticated editors, it permits the switcher to be controlled entirely from the editor keyboard, accepting and executing commands such as, duration times, pattern types etc.

6403
\$2750

Editor Module \$995
(specify editor)

95 Progress St., Union, N.J. 07083
(201) 688-1510 Telex 181160

AUDIO MIXER CONTROLLED



The 6800 is an audio mixer which can be controlled directly from an editor, to perform dissolves or cuts. It has a built in tone generator. Input 7 can be internally jumpered to perform a voice over function. The 6800 accepts commands such as duration times, and input selection from the editor keyboard. It also has a front panel manual override. The 6803 is an audio follow mixer for the 6107, 6112 and 6124 switchers.

On both mixers the inputs are dual channel (stereo) and can be reversed or combined at the outputs.

6800 \$3500
6803 \$2500 (audio follow only)

CROSSPOINT LATCH CORP.

Superior video results. Automatically. Or not.

The choice is yours. The Hitachi FP-22 and the Hitachi FP-21 are both professional, high-quality portable color cameras that provide superior video performance and operational simplicity.

In each case, horizontal resolution is 580 lines, with a signal-to-noise ratio of 55dB. A built-in H and V image enhancer produces sharp, clear pictures. And even in low-light conditions, you'll attain excellent results, thanks to a +9dB or +18dB high gain switch.

The FP-22 and the FP-21 both feature Hitachi's Automatic Beam Optimizer circuit. Both are built to take a beating, with rugged construction that withstands rough handling and environmental extremes.

With the addition of an optional 5-inch viewfinder and a remote operation unit (ROU), the

FP-22 and the FP-21 become high-quality studio cameras. Each has low-power consumption and RGB outputs for chroma key. Additionally, a two-line image enhancer is included.

Auto set-up makes it simple.

The big difference between the two is the 'Auto Set-Up' function found only in the FP-22. This computerized capability makes registration set-up simple and convenient, by eliminating troublesome centering adjustments, white balance and black balance. The previous set-up information is digitally processed and held in memory — even

when the power is turned off — an unheard-of feature for this comparatively low-priced camera.

If you desire the ultimate in automatic registration control, the FP-22 is the only camera you should consider. For those who presently need only the capabilities of the FP-21, the unit can be upgraded to FP-22 standards later.

Whichever way you go, you can be assured that the high standards of quality and uncompromising performance for which Hitachi has become famous, will deliver superior color video results. Automatically. Or not.



 **HITACHI**
Hitachi Denshi America, Ltd.

175 Crossways Park West, Woodbury, N.Y. 11797 (516) 921-7200

• New York • Chicago • Los Angeles • Atlanta • Cincinnati • Dallas • Denver • Seattle • Washington, D.C.

Circle 150 on Reader Service Card

SPECIAL REPORT

are strategically placed and don't require the freedom of movement provided by the wireless intercom systems.

Multi-station compatibility

A system's ability to conform to the rigors of any given situation is what makes it attractive to those involved in EFP. An integral feature of the RTS intercom system is its capability of powering 50 user stations by one central supply, while the same pair of conductors is used for the power and for the conversations and call signals.

Television station WTVJ, Miami, uses the modular RTS "TW" system for a wide range of field applications from football and boxing to parades, configured with three channels in the field and two in the studio. This was



Cetec Vega's master station allows full-duplex, wired/wireless interface.

Your image is on the line.

Barco's broadcast color monitors put your image on the line—clearly.

With the CM-33B 13" and CM-51B 19" monitors you can choose from a medium, standard, or high resolution delta dot tube. Your choice. But all three assure the broadcaster a color critical picture that lets you know exactly what is going out on line.

The medium resolution CM-33B offers a phosphor

triad pitch of .43 millimeters and the CM-51B .47 millimeters. Other features include • Switchable underscan/overscan, • RG off switch for easy set-up, • Color temperature switch.

All models are fully modular and are designed for general purpose applications. The CM-33B is ideal for ENG/EFP applications and the CM-51B is perfect for studio use.

We know your image is on the line. Barco's worldwide reputation for quality is sure to enhance your image.


Available from Elector, U.S. distributor of Barco communications products.

In the U.S.
Elector U.S.
5128 Calle del Sol,
Santa Clara, CA 95050
Phone: 408/727-1506
Telex: 0236/0172335

In Canada
Electro & Optical Systems Ltd.
31 Progress Court,
Scarborough
Ontario M16 3V5
Phone: 416/439-9333
Telex: 021/06525431



Compare



JVC's Professional Video Dealers want you to compare the newest member of the KY family of 3-tube color cameras to *any* other camera you may be thinking of...and to others you may have eliminated because of their high prices.

COMPARE PERFORMANCE:

The KY-2700 holds registration specs to a tight 0.1, 0.2, and 0.4%, for crisp clean pictures. That's stability!

The KY-2700 has dual-edged vertical and horizontal contour correction for the detail and sharpness you require, 500 lines resolution, and for virtually noise-free video, 54db signal to noise. That's performance!

COMPARE FEATURES:

A fast, 14:1 Servo zoom lens, Automatic Beam Control (ABC), Automatic White Balance with memory, Automatic Black Stabilizer circuit (ABS), a low 18 watt power consumption for extended battery operation, "Instant On"

The new KY-2700



performance. And much more.
That's a lot.

COMPARE VALUE:

No other professional 3-tube color camera can match these specifications at a price even near the KY-2700.

That's a pleasure.

Compare it at your JVC Professional Video Dealer NOW!

For more information,

call toll-free 800-821-7700, Ext. 7005.

(in Missouri, 800-892-7655, Ext. 7005.)

Or write US JVC Corp., Dept. BM/E 4/82
41 Slater Drive, Elmwood Park, NJ 07407.

Available in Canada from JVC
Canada, Inc., Ontario.

Your choice.

Now. JVC[®]

US JVC CORP.



the way it was set up to cover the last Orange Bowl Parade, with a universal interface to telco lines so that the director in the field could communicate with the director in the studio, who was adding Chyron information.

At the parade, a two-channel setup gave the director complete communications with the field unit as well as easy access to the people in the studio. One channel was hooked up as a party line to the camera operators, the spotter, and other crew members, the other was employed as a communications link between the assistant director and the people in the studio. According to George Butch, engineer at WTVJ, "The RTS interfaced with our Philips LDK-5s with no problem. We had to change the jacks on the camera because we used the dynamic microphones available with the headsets. But otherwise, the internal electronics of the cameras were perfectly compatible with the RTS."

For feedback to the on-air talent, the station used a system made by Fartronics, a firm based in Toronto. This system gave the director access to six different talent

positions from his IFB panel, located next to the intercom unit in the truck. The producer was on the party line communications circuit, but had IFB available on a separate headset.

Typical of its field operations, the station used a spotter located at street level who was patched into the director-to-camera party line, allowing the spotter to update the director on upcoming floats. This type of system configuration produced on demand the communications necessary for the situation, and is just as easily applied in other field operations such as boxing and football.


Goal is greater flexibility

Presently, the intercom market offers a number of high-quality systems with useful features affording production units a high degree of applications flexibility. With these products, the engineering department usually manages to come up with the solutions to the demands made by producers and the problems of hostile locations.

An example is Cetec Vega's new QX-2 RF system, which can interface with wired intercoms to allow up to seven parties in a full duplex communications system. R-Columbia now offers a line of base stations to interface wireless units with the hardwired intercoms. Other manufacturers are seeking ways to interface wireless intercoms more efficiently with the microprocessor-controlled matrix units.

As the systems move toward greater flexibility and a higher degree of versatility, remote production units will find new vistas before them and old problems behind them.

BM/E



The Dream Equalizer: Now Mono Or Stereo

When we introduced our 672A "dream equalizer" in 1979, we had an instant hit. Audio professionals loved its versatility and clean sound. Eight parametric EQ bands (with reciprocal curves) were combined with wide-range tunable 12 dB/octave highpass and lowpass filters. The result: an amazingly powerful and useful machine. A cost-saving one too, because the outputs of both filters are available to perform a full electronic crossover function.

The 672A now has a stereo twin — the new 674A, with all the power of two 672A's in a space-saving 5¼" rackmount package. Naturally, both equalizers are built to full Orban professional standards. That means industrial-quality construction and components, RFI suppression, a heavy-duty roadworthy chassis, and comprehensive backup support.

For complete information on the popular 672A and the brand new stereo 674A, contact your nearest Orban dealer.

orban Orban Associates Inc. 645 Bryant St.
San Francisco, Ca. 94107 (415) 957-1067

STUDIO OR STADIUM, FUJINON'S NEW BCTV LENSES PLAY ALL THE ANGLES.

From super-wide to ultra-tele, in the studio or the stadium, Fujinon BCTV lenses are the clear winners . . . from any angle.

NEW. Fujinon's P28x15 ESM — the super studio lens. It gives you a wall-to-wall 15mm wide angle and a maximum aperture of F/2.2 which is maintained out to ten times. Even at 420mm, the F/4.2 allows you to keep your lighting levels reasonable. And for the tightest shots, the built-in 1.7X extender takes you to 714mm. Naturally, it has a built-in diascope for near instant computer setup. But range and speed do not reveal the incredibly sharp, bright, high contrast image the new 28X delivers. Its superior resolution and color performance place it ahead of any lens in its class.


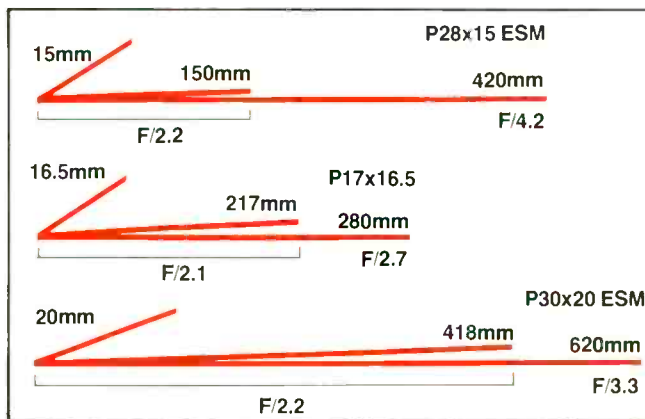
NEW. Fujinon's P17x16.5 ESM — the standard studio lens. With a zoom range from 16.5 to 280mm, an aperture which will remain flat at F/2.1 out to 217mm and built-in 1.5X and 2X extenders, here's the lens destined to be the industry workhorse for years to come. Simply put, it offers virtually every performance and operating feature — including built-in diascope — you're likely to need.

Not new. Fujinon's P30x20 ESM — the super field lens. Whether picking up the clearest shot of the space shuttle lifting off or a concert stage from the back of the top balcony, it goes out farther and flatter to deliver outstanding images . . . especially under lighting conditions that leave other lenses in the dark. Total zoom range, with the built-in 2X extender

is an incredible 20 to 1240mm. The F/2.2 aperture remains flat from 20 to 418mm — and at 620mm is giving you F/3.2. No wonder the 30X lens is acknowledged by the industry as the finest field zoom available.

For more information on the newest

and finest BCTV lenses, and why they are the best performance investment for your new or existing cameras, contact Fujinon. Large format zoom lenses are another reason why the world sees itself more clearly through the eyes of Fujinon.



Specifications:	1 1/4" format			1" format		
	P28x15 ESM	17x16.5 ESM	30x20 ESM	R28x11 ESM	R17x12.5 ESM	R30x16 ESM
Focal Length	15 - 420mm	16.5 - 280mm	20 - 620mm	11 - 310mm	12.5 - 212mm	16 - 500mm
Zoom Ratio	28X	17X	30X	28X	17X	30X
Max. Aperture	F/2.2	F/2.1	F/2.2	F/1.6	F/1.6	F/1.8
M. O. D.	.95m	.75m	2.5m	.95m	.75m	2.5m
Range Extender	1.7X	1.5X, 2X	2X	1.7X	1.5X, 2X	2X



FUJINON INC. 672 White Plains Road, Scarsdale, New York 10583
(914) 472-9800 Telex: 131642

118 Savarona Way, Carson, California 90746
(213) 532-2861 Telex: 194978

Circle 154 on Reader Service Card

**When you
absolutely,
positively,
unequivocally,
categorically
need to look
your best.**

FUJI
VIDEO TAPE
MADE IN JAPAN

Available in 2", 1", 3/4" and 1/2" Beta and VHS.

Circle 155 on Reader Service Card



ZOOM LENS PRIMER

By Bebe F. McClain

No images would be possible without lenses. And engineers who have no basic knowledge of lenses—that is, understand their architecture, as well as related optics terminology—can be in the dark about how to evaluate these expensive “hunks of glass.”


QUICK. WHAT'S THE MOST IMPORTANT part of a camera? The pickup tubes? Gain boost? Enhancement? Remote control configurations?

If you are like most TV engineers, you probably did not immediately think of lenses. Most people view lenses as merely the “large hunks of glass” that are attached to the front of the camera through some mechanical mount and require a cable or two for iris and zoom control and should be capped when not used. TV engineers see their place as literally behind the lens working with the camera body electronics.

But the relationship between cameras and lenses is this: no images would be possible without lenses. And understanding lenses better should benefit any engineer who works around cameras. For a lens is much more than a hunk of glass attached to the front of a camera.

Some idea of a lens' complexity, and the intricate care with which it is designed, can be gained from looking at a lens model number. For example, on Canon's P12x18BIE lens, “P” indicates that the lens fits a camera with $1\frac{1}{4}$

Bebe F. McClain, head of her own production and equipment company, B.F. McClain Productions, Asheville, NC, is also a writer specializing in television-related subjects.



*Elements of the J20x8.5BIE
Canon lens.*

Zoom Lens Primer

inch Plumbicon tubes. "B" means that there is a compensation for prism optics. "IE" indicates that there is an internal focal length extender. In the number sequence shown 12 stands for the zoom ratio, in this case, 12:1; and 18 represents the widest focal length, 18 mm. The narrowest focal length (the most telephoto setting) can be determined by multiplying the two numbers: $12 \times 18 \text{ mm} = 216 \text{ mm}$.

Elsewhere on the lens are a set of numbers (but not shown in this example) such as 1:2.1, indicating the widest aperture setting of the lens, in this case, f/2.1.

Basic zoom lens architecture

The letters and numbers indicate only some of a 300 mm lens complexity. All lenses have four basic sets of optics. Starting at the front is the "focus group," the most critical optics, since the image is gathered here, but also the most vulnerable since it receives the most abuse during camera handling.

Next is the "variator" that can move backward or



Angenieux's all-weather zoom lens for EFPIENG cameras is resistant to rain, snow, and high humidity.

forward to change the focal length of the lens (the "zoom" elements). Behind them is the variator "compensator" that corrects the focus for errors caused by moving the zoom elements. And there are two sets of relay optics, the final stop before the light enters the camera. Between the relays is the "range extender" or multiple extenders on a rotating turret.

Several operational criteria are essential for lenses designed for broadcast applications. For instance, the image size and focus must be the same for all three colors throughout the entire zoom range. Light transmission should also remain constant. In addition, lenses should operate as quietly as possible, since noise can be picked up by adjacent microphones. And, if there is an electronic iris or servo, it should have low power consumption and operate over a wide range of temperature.

Lens specifications

One of the most important considerations when selecting a lens is its magnification power, usually described in terms of focal length. But because video cameras have

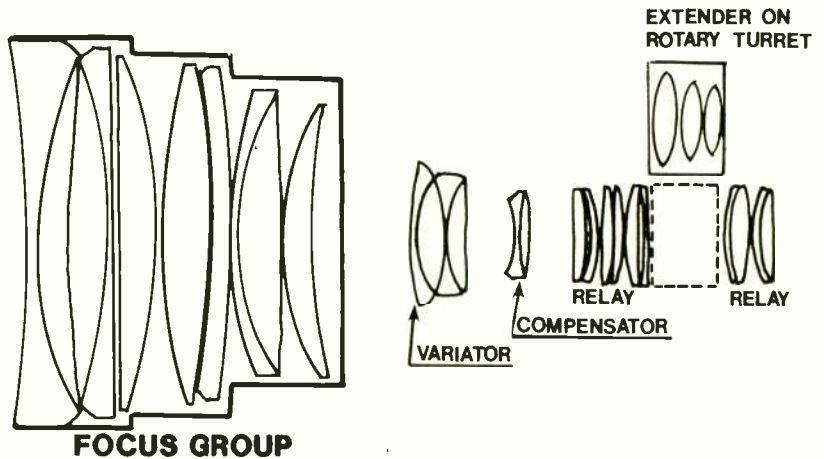


Figure 1. Optical layout of lens.

different-sized tubes, lenses with the same focal length yield completely different scene widths. This happens because the lens is filling different imaging areas. For example, two lenses, both with focal lengths of 20 mm, placed the same distance from the subject, yield different area coverage because they have different camera tubes:

Focal Length	Distance to Subject	Tube Size	H Area Covered
20 mm	40 ft.	1 1/4 in.	34.23 ft.
20 mm	40 ft.	1 in.	25.61 ft.

A much more useful specification than focal length is therefore horizontal viewing angle (HVA). HVA yields a truer basis of comparison:

HVA	Tube	Distance	Scene Width	Focal Length
30°	1 1/4 in.	40 ft.	21.44 ft.	31.91 mm
30°	1 in.	40 ft.	21.44 ft.	23.89 mm

Another confusing lens designation is "f/stop" that represents only the amount of light entering the lens and not what is being transmitted to the tube (light is lost because of both absorption and reflection within the glass elements in the lens). A better way to rate lenses is to

Long focal length zooms such as this Fujinon model are typical in sports productions.





Yankee Stadium (photo above) as seen through the lens of Canon's P18x16BIE at a wide angle setting (56°). Runner approaching first base is recorded through a Canon P18x18BIE lens at the telephoto setting.



MORE THAN A PORTABLE

Acquisition plus studio-type control makes the Ampex VPR-20B your professional portable.

If you need more than just a portable acquisition recorder, choose the improved Ampex VPR-20B. When you go into the field for realism and immediacy, you'll know you've got it. Right the first time with videotape you've already reviewed, edited and played back—on location, ready to air.

It's the VPR-20B's exclusive dual-cue editing that gives it studio-type control in the field. From instant reviews with precise return to the next edit point, to total control when replacing undesired material with mid-segment, color-frame accurate edits. You can now have it all in one easy-to-use portable.

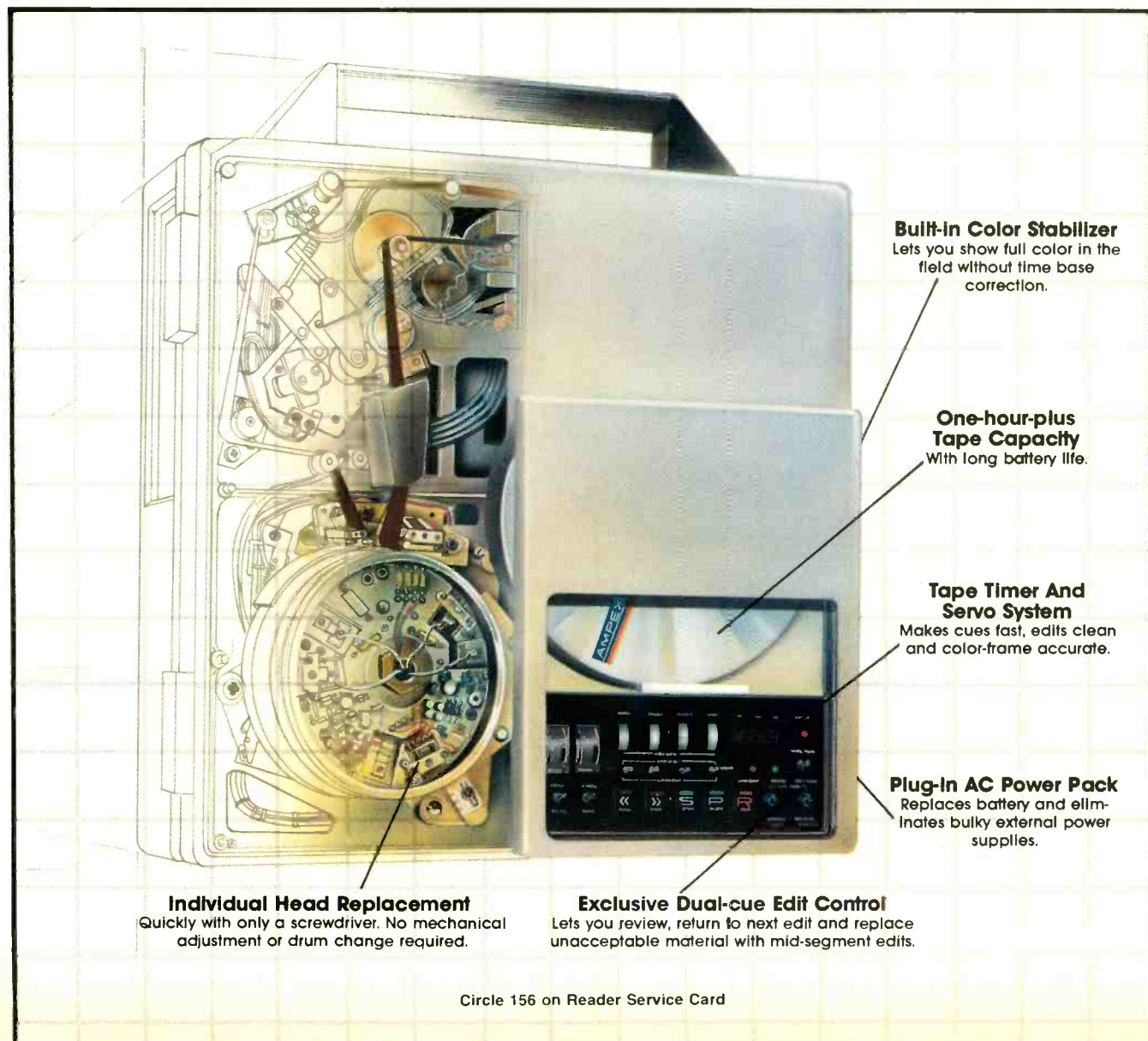
With the VPR-20B you also get top quality audio and video every time. The built-in video confidence and color stabilizer features play the picture back from the tape into the camera viewfinder, or any color monitor,

during recording. So you'll know that the picture you see is the one you've got! And, unlike other portables, the VPR-20B has a simple plug-in AC power pack which replaces the battery. You can forget about bulky external power supplies.

Most of all, the VPR-20B is backed by the unique worldwide service and support that Ampex is known for. So before your next field production, find out more from your Ampex representative. Or write Ampex Corporation, Audio-Video Systems Division, 401 Broadway, Redwood City, CA 94063 (415) 367-2011.

AMPEX TOOLS FOR TOMORROW

Ampex Corporation • One of The Signal Companies 



Built-in Color Stabilizer
Lets you show full color in the field without time base correction.

One-hour-plus Tape Capacity
With long battery life.

Tape Timer And Servo System
Makes cues fast, edits clean and color-frame accurate.

Plug-in AC Power Pack
Replaces battery and eliminates bulky external power supplies.

Individual Head Replacement
Quickly with only a screwdriver. No mechanical adjustment or drum change required.

Exclusive Dual-cue Edit Control
Lets you review, return to next edit and replace unacceptable material with mid-segment edits.

Zoom Lens Primer

Aperture	F/2.1			F/5.6		
	Center	Middle	Corner	Center	Middle	Corner
Focal length (mm)						
18	88	82	77	93	94	91
70	83	77	48	91	94	89
216	56	63	62	92	85	59

represent the transmittance of the lens as a ratio of the light that enters to the amount that emerges:

$$\text{Transmittance} = \frac{\text{emerging light}}{\text{entering light}}$$

This basic formula yields the "T stop", a reciprocal factor of the amount of transmittance based on the f/stop:

$$T \text{ stop} = \frac{f/\text{stop}}{\text{transmittance}}$$

It is also useful to know how the transmittance changes with the focal length—the less, the better. In a typical 288mm lens, for instance, the maximum aperture of f/2.1 might be maintained over 80 percent of the zoom range (from 16 to 230 mm) decreasing linearly to f/2.7 at its maximum zoom setting of 288 mm. By operating at apertures larger than f/2.7, the variation in transmission will not change during a zoom.

Another important lens characteristic is its sharpness, referred to as modulated transfer function (MTF). This performance specification is given as a percentage, where 100 percent would indicate a perfect lens with perfect sharpness.

Since specifications can vary throughout the zoom range and according to the amount of light entering the lens, MTF measurements are taken at different focal lengths, different f/stops, and on-axis or off-axis. A good lens will be as uniform as possible across these ranges and should have similar sharpness in the center and in the corners. Also, sharpness should not significantly decrease when a range extender is put into place.

A typical set of specifications for the MTF is shown in the table above. These measurements were taken at two different f/stops and three different focal lengths.

A second measure of optical performance is the distribution of the light or "vignetting" as the lens moves through the zoom range. This value, usually plotted on a graph, shows how evenly the lens illuminates the field. When the lens is wide open, some fall-off is to be expected at the edges of the field.

Close-up capability

The close-up capability is a lens specification of great importance. This can vary greatly from lens to lens and could severely limit the use of the camera. Close-up capability can be defined in one of two ways. One is the minimum object distance (MOD) that refers to how close the lens can come to an object and still focus and maintain its full zoom range; a short MOD can considerably increase a camera's flexibility. The other close-up measurement is the object dimension at MOD. This indicates the field of view covered when the lens is focused as close as possible.

Distortion is almost impossible to eliminate totally from a zoom lens; the measure of the amount of distortion as the lens moves through the zoom range is another reflection of the optical performance. Looking at Figure 3 we see how the distortion changes.

At the extreme wide angle setting all TV lenses tend to exhibit barrel distortion, when the image bows out on the sides, at the top and at the bottom. Any vertical lens on the left or right sides of the scene being shot cause the barrel distortion to become quite obvious. As any zoom lens moves through the focal lengths there is one setting at which there is absolutely no distortion.

After that point, as the focal length moves from the wide angle range, the type of distortion changes to pin-

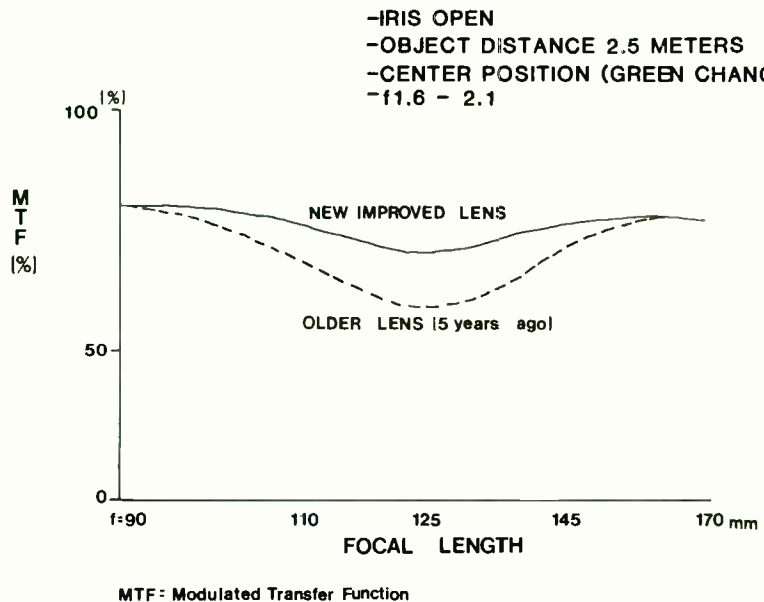


Figure 2. Comparison of modulated transfer function by zooming (lens model: Canon J20x8.5BIE).

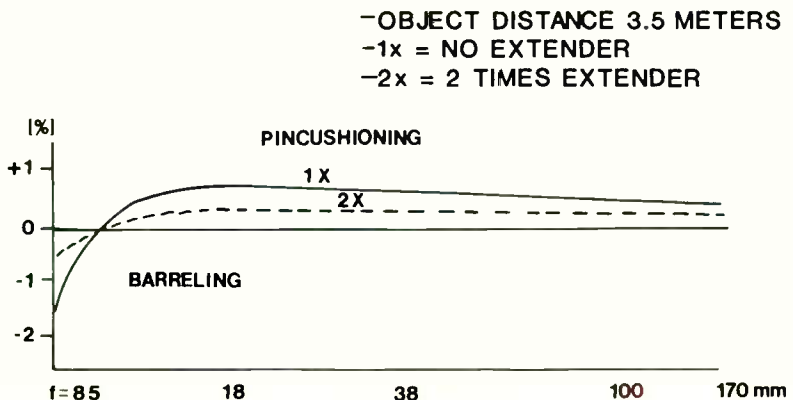


Figure 3. Diagram shows distortion through zoom (lens model: Canon J20x8.5BIE).

Zoom Lens Primer

cushioning, when the sides seem to be pulled into the scene.

A well-designed lens will exhibit below 2 percent TV distortion as it is tracked through the zoom range. The figure shows that the distortion decreases as the focal length increases; therefore an extender will actually lessen distortion, since it increases the focal length.

Other lens measurements can be used as a basis for comparison—such as spectral transmittance. This information will tell at what wavelengths the transmission through the lens is best. Typically the green is best, then red, then blue. Similarly the variation of how the lens changes the colors, called the “chromatic aberration,” can be determined.

Zoom lens options

Certain options are available when one is purchasing a lens that can increase or decrease the performance of the camera. Obviously there are advantages to adding some options, but what, if anything, is sacrificed?

The most commonly requested option is the addition of one or more range extenders. Distortion, for instance, lessens because the range extender narrows the portion of the lens field used, reducing the amount of distortion projected on the image plane. For this same reason, vignetting is improved. But there are sacrifices, too. Using a 2X range extender, the amount of light transmitted will be decreased by the same factor—in this case, twice. Optical aberrations are increased, and the sharpness is decreased. But most of these impairments are minor compared to the versatility of being able to take close-ups.

Another increasingly popular option is power zooming, with 60 to 70 percent of the lenses sold for studio use having power zooms. Close to 100 percent of broadcast ENG cameras have power lenses. Under 10 percent of the cameras used for outdoor broadcast (OB) are outfitted in this manner.

Built-in pattern projectors (better known as “diascopes”) used to assist automatic setup of certain broadcast cameras, are being offered on an increasing number of lenses. They replace an extender element in the rotary turret and can be easily placed into use.

Recent improvements

Lens technology has been improving constantly since the time of Galileo, but it was the advent of computers that provided the quantum leap forward. A Canon representative estimates that 25 years ago it took an engineer and 30 assistants almost a year to design a new lens. The assistants would work in teams of two, checking each other's calculations, and if both did not arrive at the same answer, the computation had to be recalculated. Thousands of computations involved light transmission, curvature of the glass, distances, diameters, thickness, and so on car-

ried out only a few decimal places. Computers have dramatically changed the process. Now one engineer can design a new lens in weeks and to more exacting specifications.

With the aid of computers, minute calculations can be made to improve the MTF so that it does not vary too much as the focal length increases. The light distortion is now improved, thus enabling the field to be evenly illuminated—a function of the curvature of the lens that thanks to computers, can be made more uniform, particularly for large lens elements.

Another recent improvement is the development of new coatings that affect the transmission of light. Five years ago lenses such as the P18x16BIE had a transmission of 56 percent at 450 nm, but today the transmission is closer to 70 percent because of the advanced technology of coatings.

One of the most significant improvements, good performance at lower apertures, not only makes many lenses




Cameraman Richard Kerr shooting a scene from *Ryan's Hope* with a Canon P12x18BIE lens.

more versatile but also affects the overall economics of TV production. By lowering the *f*/stop, cameras are able to be used in lower lighting situations. Studios used to be lit to shoot in the *f*/5.6 to *f*/8 range. But today's technology produces lens designs that give maximum performance at the lower aperture settings such as *f*/2.8 to *f*/4.

Different applications

Determining how a lens is to be used should be the very first selection evaluation. Lenses beneficial to ENG production may have no bearing in studio situations.

For example, what are the lens requirements of a soap opera production such as ABC's *Ryan's Hope*? Richard Kerr, cameraman, operates one of the four Ikegami studio cameras used to tape the daily program, each outfitted with a 12:1 Canon 300 mm. He explains that although small size is not as critical here as it is for an ENG situation it is still a factor. When four cameras are crowded into the set of a small studio, a short lens has far less chance of being picked up in another camera's shot.



Modern art.

The science of video production is certainly modern art. There is no better example of the human ability to combine imagination with technology and experience to change the way we communicate.

Convergence Corporation is an integral part of the video revolution. We make the best video editing systems money can buy. And yet, it's surprising how little it costs to own the best.

But there's something about Convergence editing systems that's even more important than quality and price. And that's the way they perform. They're designed to be operated by people - not computers. They don't get in the way of the creative process, but actually make

it easier to combine skill and imagination to produce a finished product that's a thing of beauty.

Convergence Corporation. The modern art of video editing systems.

 **CONVERGENCE
CORPORATION**

1641 McGaw, Irvine, CA 92714 Tel: (714) 549-3146, Tlx: (913) 595-2573 • 250 W. 57th Street, Fish Building, Suite 815, New York City, NY 10019 • 1 Lochaline Street, London W6 9SJ U.K. Tel: 01-741 7211, Tlx: 361-27980 MONREF G

Zoom Lens Primer

The lenses, used on *Ryan's Hope* will focus up to three feet although they are seldom called on to go in that close; instead 2X extenders are inserted for the frequent close-ups. The low aperture settings are also rarely used, since the low key mood of this show calls for lighting in the f/5.6 range.

KHOU-TV in Houston, which uses the P18x16BIE that can focus closer than two feet (0.6 m), finds application for this capability daily to shoot special news graphics and weather maps. The range extenders are necessary for close-up work, and the large viewing angle on the 18:1—56° as opposed to the 12:1—50°—helps when the cameraman wants to cover the entire news set.

The considerations for ENG zoom lenses are entirely different from those for the studio. Weight and balance, prime ENG factors, are hardly considerations in the studio, since tripods are used.

Zoom ratio is usually kept between the 10:1 and 15:1 range, because long telephone settings are impossible to sustain with hand-held cameras.

Bob Freeman, an ABC news cameraman who has covered assignments in hostile areas such as Iran, Nigeria, and El Salvador, says that a range extender is of great importance on an ENG camera. The range extender is particularly important in a war zone (to get the shot without getting shot).

In many ENG situations, the f/number is a critical factor because news people are usually required to shoot in existing light. Indoor locations and night assignments demand that the lenses have aperture settings well below f/1. Fast lenses are required for ENG type work so that picture quality can remain relatively acceptable at all light levels.

A power zoom is also a key ingredient, allowing the hand that holds the camera to also operate the zoom, keeping the other hand free to focus.

EFM situations are often less demanding than ENG, since the action is usually staged with tripods and lighting. Even so, the equipment used in the field must be portable, rugged, and not too bulky.

But OB is different. Considerations such as minimum focus are of lesser concern on sports remotes, where nine feet is more than acceptable as the MOD. Over the years there have been increasing demands on the lenses used in OB such as wider angles than those used in the past. The audience is no longer satisfied to merely see the main part of the action. They want to view the entire field of action and also see the participants close-up.

Locations such as Yankee Stadium in New York can present problems because the diamond looms so wide from where the camera must be placed that it is difficult to include all of the area covered and still be able to zoom in tight enough to capture the close-up action of the players.

Evaluating lenses

If you're like Phil Godfrey, manager of the ABC Engineering Lab in New York, you will want to set up your own lens comparison tests, using test equipment such as a waveform monitor, rather than accepting manufacturers supplied specifications. Godfrey's main conclusion is that "the lens is usually limited by the camera behind it," since most lenses are able to deliver more than the cameras can accept.



Cameraman at ABC Engineering Lab attaches a Canon J20x8.5BIE lens to camera for EFP use to undergo lens tests.

Some lens tests are performed by ABC at the Lab; but for involved optical testing, say determining MTF and chromatic aberration, an outside testing lab such as Perkin-Elmer is used.

Godfrey explains that the Lab's testing procedure is to compare a lens to a standard. First, a test lens is mounted with a fixed focal length onto a camera; the parameters of this lens have already been documented from an optical testing lab. The ABC test engineers then observe and measure shading, light transmission, distribution, flare, vignetting, and so on. After making a videotape recording they would replace the test lens with the lens to be evaluated, using the same video camera and the same flat illumination and perform the same tests, including recording a tape. Later, using a video switcher they can observe and test the recordings made of the two lenses side by side. When comparing in this manner, barrel or pincushion distortion and relative illumination become more evident.

An important test performed is the check of the transmission at various f/stops. With the test lens and later with the new lens, several f/stops are selected, and using the same light level, the video level is monitored.

One of the toughest tests a lens must undergo at ABC is the evaluation of its human engineering aspects. The lens is completely inspected for quality and ruggedness or parts and placement of function switches. Godfrey gives this advice if you do not have test equipment and must make a judgement between lenses: observe how the lens performs as you slowly take the camera through its zoom range. Pay particular attention to the extreme ends checking for mechanical problems, focus, distortion, and so forth. Determine if the lens has good focus tracking that holds through the entire zoom.

Lenses remain, in general, the least understood component of a camera. Many broadcasters spend months evaluating similar cameras, yet devote almost no time to selecting the lens. In many cases, specifications such as low f/stop and zoom range are greatly overrated and are often the main reasons for selection when there might be no need for them. Understanding the nature of the specifications, determining the applications, and knowing how to compare lenses are the primary steps in making a wise lens selection.

BM/E

If you want Plumbicon* picture quality from your next TV camera buy - insist on Plumbicon tubes, because...

...if it's a professional TV color camera - it's available
with Plumbicon tubes.

When you're paying top dollar for a professional TV camera, it is assumed by the manufacturer of the camera that you will specify the pickup tubes for your system. Obviously, the camera manufacturer wants to sell you *his* camera, and since he knows that the overwhelming majority of knowledgeable video purchasers will specify Plumbicon tubes, virtually every professional TV camera system produced for today's market is designed to use the Plumbicon tube.

The crucial factors of sensitivity, resolution and burn-in that affect the "total in-system performance" of ENG and EFP cameras and the consistent record of singularly brilliant performance of the one-inch and the 30mm Plumbicon tubes in studio cameras are generally credited for the professional's continued preference for Plumbicon tube-equipped cameras; that is why an estimated ninety percent of all network color broadcasting originates in Plumbicon pickup tubes.

Whatever your application - ENG, EFP or Studio; whatever the origin of your next camera - American-made or imported; and regardless of the camera salesman's personal persuasion (or his own compensation scheme) - you will get Plumbicon quality pictures only by specifying, insisting, demanding Plumbicon tubes in your camera.

Yours for the specifying, the full line of Plumbicon tubes - 1/2", 2/3", 1" and 30mm diameters, including low capacitance Diode Gun™ and special anti-comet-tail types - is available in the professional TV camera of your choice and is in demand today as never before by camera users in every segment of broadcast and corporate television.

There is only one Plumbicon, and that famous Emmy-award-winning pickup tube is available for the asking in every three-tube professional TV color camera sold today. For more information, contact: Amperex Electronic Corporation, Slatersville Division, Slatersville, Rhode Island 02876. Telephone: 401-762-3800.


Amperex®

... dedicated to product excellence
A NORTH AMERICAN PHILIPS COMPANY




*Registered trademark of
N.V. Philips of the Netherlands

INTRODUCING THE XC EVERYONE ELSE OUT AGAIN.



Saticon® is a registered trademark of NHK Japan Broadcast Corp.
Pumbicor® is a registered trademark of N.V. Philips.

-800. SHARP® TAKES OF THE PICTURE.



While everyone else is introducing a mid-priced camera, Sharp introduces a whole new generation.

The Saticon II Generation.

The Sharp XC-800 is the first camera priced under \$13,000 with Saticon II Tubes.

That means it's the first camera in its class that combines Saticon® strengths with a Pumbicon® plus.

So unlike conventional Saticons, you get substantially less highlight sticking, even when you pan across bright lights.

And you still get the higher resolution and depth of modulation Saticons are known for.

But that's just the beginning.

Pound for pound, feature for feature, nothing comes close to the new Sharp XC-800. It's lightweight and perfectly balanced.

And while we're proud of our new on-board computer, and newly designed Remote Operations Panel with serial data transmission and black stretch, the name of our game is more than just features.

It's reliability.

That's what the pros were looking for when we introduced the original XC-700, the first mid-priced camera that didn't perform like a mid-priced camera.

In fact, it performed so well, there are over a thousand of them out in the field today.

And it's been so successful, it's encouraged a rash of new mid-priced cameras.

We encourage you to compare any of them with the new Sharp XC-800.

Between the Saticon II breakthrough and everything else, nobody offers more camera for the money.


For more information, contact your local dealer, or write: Sharp Electronics Corporation, Professional Products, 10 Sharp Plaza, Paramus, New Jersey 07652.

SHARP®

**FROM SHARP MINDS
COME SHARP PRODUCTS**

A UNIQUE FAMILY...

OF UHF-TV TETRODES



- Embodying the very **latest technological progress**
- **High gain** for simpler transmitter/translator design
- **Unmatched performance** in common video and sound-carrier amplification
- **Extreme reliability** thanks to Pyrobloc® grids and advanced cooling techniques
- **Output powers of 5, 10 or 20 kW** in video-carrier amplification
- **Matched coaxial-cavity circuits**, to ensure the best overall amplifier characteristics

And all that from THOMSON-CSF, a name to rely on in professional electronics!



THOMSON-CSF COMPONENTS CORPORATION ELECTRON TUBE DIVISION
301 ROUTE SEVENTEEN NORTH / RUTHERFORD, NEW JERSEY 07070 / TEL: (1.201) 438-23-00 / TWX: 710 989.7286.

BRAZIL
THOMSON CSF
COMPONENTES DO BRASIL Ltda
SAO PAULO (11) 542 47 22

FRANCE
THOMSON CSF
DIVISION TUBES ELECTRONIQUES
BOULOGNE BILLANCOURT
TEL (1) 604 81 75

GERMANY
THOMSON CSF
BAUELEMENTE GmbH
MÜNCHEN (89) 75 10 84

UNITED KINGDOM
THOMSON CSF
COMPONENTS AND
MATERIALS Ltd
BASINGSTOKE (256) 29 155

ITALY
THOMSON CSF
COMPONENTI
ROMA (6) 638.14 58

SPAIN
THOMSON CSF
COMPONENTES
Y TUBOS S A
MADRID (1) 419.88 42

SWEDEN
THOMSON CSF
KOMPONENTER
& ELEKTRONRÖR AB
STOCKHOLM (8) 22 58 15

JAPAN
THOMSON-CSF
JAPAN K.K.
TOKYO (3) 264.63.46

CG4614

Illusions and Realities of HDTV


THE MOST STRIKING impression of high definition television is its absolutely clear reality. Looking at side-by-side monitors, one a high-resolution NTSC model and the other one of the new Panasonic HDTV units, displaying the same image, one's first thought is that the NTSC monitor is misaligned; the picture is fuzzy, the colors smeared, the vibrancy of color pale in comparison with the HDTV image. Then the mind awakens with the realizations that the NTSC monitor *is* perfectly aligned and adjusted, that it represents the best of television as we know it today (and as it

has been since the 1950s), that the HDTV display is infinitely superior.


Not only is the image far sharper — 1125 scanning lines and 30 MHz bandwidth yielding five times the resolution of the NTSC system — but it is also wide screen, a 5 x 3 aspect ratio as compared with the 4 x 3 NTSC format (a 2 x 1 format has also been proposed). A close-up of a newspaper page is easy to read.

The other side to the wonders of the HDTV picture are equally real, however. HDTV will not appear fully developed overnight. It will not radi-

cally replace the current structure of the broadcast industry (nor, for that matter, the motion picture industry). And it is likely to be an expensive system, too — both for broadcasters and home viewers. The question that must be asked, and apparently answered quickly, is whether there is a future for HDTV in the broadcast service. Details of the decision probably will not be ironed out for years. It is even possible that HDTV may not be a broadcast service at all; adjacent cable channels could be operated together to provide HDTV service immediately if VCR manufacturers



Off-screen photograph (top) of the 525-line NTSC coverage of the Rose Bowl Parade reveals discernible scanning lines. A high definition picture of the same event — with 1125 scanning lines — shows high resolution. New technology also yields sharper colors.





IMPROVE YOUR IMAGE

with
angēnieux

Angenieux has developed for your needs, the complete modular lens systems. With selectable attachments, we cover—from the widest wide angle to the super telephoto with the same basic lens. These systems cover studio lenses with outstanding optical quality as well as durable, lightweight, compact ENG, EFP and field lenses.

Whatever your format, $\frac{1}{2}$ ", $\frac{3}{4}$ ", 1", $1\frac{1}{4}$ ",
if you're thinking about purchasing a good lens
then why not consider—the very best.

angēnieux inc.

120 DERRY RD., HUDSON, N.H., 03051 • (603) 880-1710
13381 BEACH AVE., VENICE, CA 90291 • (213) 821-5080
190 DON PARK RD., MARKHAM, ONT. L3R-2V8 • (416) 495-5454

Circle 161 on Reader Service Card

could modify head and transport speeds to perhaps distribute HDTV cassettes.

One of the first illusions about HDTV is that it all lies somewhere in the distant future. This is partially true, for there are many, many problems to be solved. At the recent SMPTE winter conference in Nashville, some 82 people — a record number — attended the HDTV study group session, many representing diverging viewpoints. The study group, now divided into four subparts, has yet to transform itself in the working group structure that could even begin standards-setting procedures. Unfortunately, according to Joe Flaherty, CBS's VP of engineering and development and an active proponent of HDTV, there is a little over a year to come to some decision about an HDTV system for the U.S. The 1983 WARC conference for Region 2, the part of the world that includes the U.S., will decide what to do with the 12 GHz frequency. This hotly contested spectrum allocation has brought broadcasters head-to-head, with some seeking to have 12 GHz set aside for use by an HDTV service once high definition is perfected and others wanting to go ahead with NTSC-based DBS service.

"What's decided about 12 GHz at WARC will affect the shape of television for generations," claims Flaherty, who sees it as the only frequency still available that could handle the 30 MHz bandwidth necessary to transmit an 1125-line HDTV signal. Likening the conflict to the early days of radio, when Major Armstrong fought so valiantly for frequency allocations for the then-experimental FM radio service, Flaherty feels 12 GHz is our last chance to secure a future place for HDTV as a broadcast service, and notes that Japanese broadcasters, who several years ago gave up the 12 GHz frequency for other industrial uses, are now trying to win it back for use in HDTV broadcasting.

HDTV here and now

Another illusion about HDTV is that it is still five to 10 years away from becoming even a possible reality. This is simply not true.

The CBS/NHK HDTV demonstrations held recently in Hollywood, New York, and Washington, DC, featured equipment "just a step away from being capable of factory production," according to Flaherty. NHK, which has been developing the system in its laboratory for over 10 years, and which also showed the system a year ago at the SMPTE winter conference in San Francisco, has been coordinating a massive R&D program involving several major

Lighting. On Wheels.



It's a Generator. It's a Storage Truck. It's Camera Mart's New Lighting Department.

Now, you can *rent* a complete lighting department on wheels. Camera Mart's new location vehicle features a diesel-powered blimped generator plus extensive lighting equipment. So you can have all the lighting gear you need, when and where you need it.

The transverse mounted Alturdyne 500-amp 3-phase AC or DC generator is mounted forward on a specially equipped truck body. It is fully regulated for use with HMI and CSI lighting, and can provide full output in DC operation for use with carbon arc sources. Equipment storage is made easy by flexible shelving, hydraulic tailgate, and a rooftop platform.

Whether you're shooting film or video, whether you're buying or renting, Camera Mart has it all: Fresnels, Brutes, HMI, CSI Softlights. Plus all the accessories. Not to mention experienced professionals to make "light" of your lighting problems.



For Complete Rental Information Call or write:

The Camera Mart, Inc.
456 West 55th Street, New York 10019 • (212) 757-6977 • Telex: 1-2078
Lighting Department: 800 Tenth Avenue
Sales • Service • Rental
Circle 162 on Reader Service Card

WHY BUY TWO LENSES WHEN THIS ONE WILL DO?



Schneider 14X ENG/EFP lens zooms from super wide angle to long telephoto.

Changing lenses to handle changing conditions could cost you a once-in-a-lifetime shot. And that's why you should know about the Schneider 14X ENG/EFP lens. It gives you two-lens versatility in an economical one-lens package.

It can power zoom from 9mm–126mm. Or with the built-in 2X extender from 18mm–252mm. With the 6.3mm–9mm aspheric lens attachment, it can power zoom on the super wide angle shots. And, when the action calls for close and tight, it's got macro focusing.

The Schneider 14X is designed to bring out the best in Ampex, CEI, Fernseh, Hitachi, Ikegami, JVC, NEC, Panasonic, Philips, RCA, Sharp, Sony, Thomson and Toshiba $\frac{2}{3}$ " cameras. Lightweight, compact, ruggedly constructed, and weather resistant, it comes with a complete line of accessories. Superb European optics combined with excellent f/1.7 sensitivity bring back crisp, clear pictures even under low light level conditions.


In addition, Schneider offers the 14X lens in a $\frac{1}{2}$ -inch format for the new one-piece VCR cameras such as RCA Hawkeye, Panasonic and Sony. Schneider broadcast lenses are available throughout the United States and Canada from: **TELE-CINE CORP.**, 400 Crossways Park Drive, Woodbury, NY 11797; (516) 496-8500.

Schneider 14X ENG/EFP

Tele-Cine Corp. is a subsidiary of Schneider Corporation of America.

Circle 163 on Reader Service Card

NEWS FEATURE



Zoetrope uses high definition camera, this time on a crane, for filming Double Suicide.

Japanese manufacturers.

The camera system was co-developed by Ikegami and Sony, which modified existing cameras to accept the demands for far greater resolution with less noise. The modified Ikegami HK-357A camera used in the demonstration incorporates three brand-new one-inch tubes developed by NHK — a DIS design (diode gun, impregnated cathode Saticon) that touts 50 percent higher resolution than normal tubes at 800 TV lines, low lag with less than 1 percent after three fields, and uniformity of resolution over the entire image area.

Overall performance specifications for the camera are currently 44 dB S/N for the Y channel, more than 1,600 lines center resolution and more than 1,200 at the edges, and a sensitivity of 2,000 lux. An Ikegami spokesman says the company is now working to apply some of the digital processing techniques developed for the EC-35 electronic cinematography camera to the HDTV system to give it an even more "high-quality, motion picture look." Approximately one f-stop is lost due to HDTV capacity, but the camera is designed for resolution rather than sensitivity, and performs quite well in even 50 fc illumination.

Another major feature of the camera is its precision registration system. The

THE PERFECT 29 SECOND SPOT



The Lexicon 1200 has a wideband twin!

With the Lexicon Model 1200, you can speed up taped material, or slow it down, and still maintain true broadcast-quality sound.

And now the 1200 has a wideband twin: the Model 1200B.

The 1200B does everything the 1200 does with the added feature of wideband (15 KHz) operation to meet network TV and AM radio broadcasting standards.

Like the 1200, the 1200B automatically reduces or expands the playtime of recorded material. Commercials can be tailored to fit with the push of a button. Tag lines

are easy to add. Taped newscasts can quickly and easily be time-adjusted. All without loss of audio quality.

Lexicon Audio Time Compressors work with virtually any variable-speed tape recorder or variable-speed projector and/or videotape recorder.

Write for detailed information and application notes today.

Lexicon

60 Turner Street
Waltham, MA 02154
(617) 891-6790/TELEX 923463

Export: Kicham Export Corporation, New York, NY 10014

Swintek
has it ALL!



THE ALL
NEW SWINTEK
DESIGNER SERIES
FEATURING SWINTEK ROAD
SHOW RELIABILITY AND:

- BODIES in BLACK CHROME, GOLD or SILVER to compliment the attire and highlight the production
- HEADS including BEYER M500 or SHURE SM85 for vocal excellence
- ENGINEERED with DBS companders utilizing BANDWIDTH REDUCTION for future use with LPTV

Swintek

TELECOMMUNICATIONS DIVISION
1180 Aster Avenue, Unit J, Sunnyvale, CA 94086
(408) 249-5594 TELEX #172-150 SUVL SWINTEK

NEWS FEATURE

registration circuit uses 570 sampling points (30 H x 19 V) distributed uniformly throughout the raster. The deflection distortion at each point is stored in memory and is read out again during scanning, with individual corrections in the deflection current made at each point.

Complementing the camera developments, Fujinon created a special HDTV lens. The P14X16.5 has a maximum focal length of 230 mm with an aperture of f/2.1.

Another major HDTV hardware development has been the three-channel VTR developed by Sony, which has abandoned as impractical its original scheme to record the R, G, and B signals separately on three synchronous decks. The new recorder format is based on the Sony BVH one-inch VTR, and lays down parallel R, G, and B tracks, each with its own composite sync signal; "more than three recording heads are used," a Sony spokesman said, but declined to elaborate further on the recording format. Specifications of the VTR include luminance bandwidth of 22 MHz, chrominance bandwidth of 19 MHz, and tape speed of 48 cm/s, providing a maximum recording time of 48 minutes on a standard tape.

Sony has also been experimenting with an HDTV camera, also using Saticon tubes and boasting 2200 lux sensitivity (at f/4, 89.9% reflectance), with Zone 1 registration 0.025%, Zone 2 0.05%, and Zone 3 0.1%. The camera uses a 12.5-175 mm lens. This camera was used extensively by CBS for production of HDTV material for the demonstration.

Monitors for displaying the new HDTV signals have also been under development for some time, particu-

larly by Matsushita/Panasonic. At the CBS/NHK demonstrations, the most spectacular monitor was an eight-foot diagonal projector, though, as with all current projection TV systems, the image is the same as would be present on a standard monitor but spread out over a larger area and therefore more diffuse.

The 28-inch diagonal HDTV monitor, with its 5 x 3 aspect ratio, was nonetheless little less than spectacular. Part of the more brilliant picture is the inclusion of twice as many phosphor dots as in conventional receiver/monitors, along with a newly developed high resolution deflection yoke and dynamic focus and corner registration circuits. No longer the weak link in the TV chain, the receiver has a 1000 line H resolution and 750 line V resolution.

However, as Renny McMann of Thomson-CSF noted in his overview of developments in HDTV at the SMPTE winter conference, display systems for HDTV are still the weakest link in the HDTV process. Like many, he offered the hope that there might one day be a wall-sized CRT capable of displaying the full resolution of HDTV, for to experience it properly it must be seen almost as large as a motion picture. But like most, McMann fears these developments will not take place in the immediate future.

HDTV alternatives

There is not, at the present time, an HDTV standard, despite the years of development that have gone into the NHK project. And no standard may be forthcoming, despite the cautions about the need for making an immediate decision on 12 GHz. As mentioned, the debate is hot and furious at the SMPTE study group on HDTV headed by Donald Fink, and many standards have been proposed. There is the concern that a worldwide standard for HDTV be

CBS employed a high definition video system when taping an NFL game.



Circle 165 on Reader Service Card

Take it Off... Take it All Off



Bell & Howell's new Model TD-500 Bulk Eraser takes all recorded signals off your high-energy magnetic tapes. Quickly, easily, automatically. So they record like new each time you reuse them.

The compact Model TD-500 offers unmatched versatility for erasing various magnetic media. Reels up to 16 inches in diameter, with 1-inch or 2-inch tape. Cassettes. Cartridges. Floppy disks. A full complement of adapters lets you choose just those you need for the media you use.

Compare our specs and prices with other bulk erasers on the market. We think you'll choose Model TD-500 by Bell & Howell.

For more information on how to make the most of your magnetic media, write or phone

DATATAPE DIVISION

300 Sierra Madre Villa, Pasadena, CA 91109
(213) 796-9381, ext. 2591, Warren Vaughan, for
technical data, or ext. 2383, Charlotte Heftman, for
ordering information.

 **BELL & HOWELL**

See the versatile Model TD-500 at the NAB conference in Dallas,
April 3-7, 1982.

GERMANY Friedberg/Hessen, West Germany 3441
UNITED KINGDOM Basingstoke, Hants, England 20244



No excuses

In EFP or ENG, getting the shot is everything.

And, a growing number of networks, major stations and independent producers are consistently getting everything with the Ikegami HL-79. They've become so confident with their HL-79's that the need for a "backup" no longer exists.

The more than 2,000 HL-79's in service today have set new industry standards for low light level performance, well-balanced handling and unprecedented reliability. But Ikegami never rests. Now, the best ENG camera is even better. The improved HL-79D Series features an advanced FET preamp that (depending on your choice of tubes) will deliver a 2 to 3 dB gain in signal-to-noise ratio. The HL-79D Series is avail-

able in four new, application-matched configurations that include high resolution diode-gun or low capacitance diode gun tubes.

In EFP and studio production, the new HL-79D will deliver excellent results. In fact, if you don't have an Ikegami studio camera, chances are that the HL-79D will produce a better picture than whatever camera you've got on the floor.

Contact Ikegami and ask for a side-by-side comparison. Then you'll see why an Ikegami HL-79 crew can leave the excuses—and the backup—at the station.

Ikegami HL-79D

Ikegami Electronics (USA) Inc., 37 Brook Avenue, Maywood, NJ 07607; (201) 368-9171
Northeast: (201) 368-9171 West Coast: (213) 534-0050 Southwest: (713) 445-0100 Southeast: (912) 924-0061 Canada: (201) 368-9179

NEWS FEATURE

established in the same way that SMPTE and EBU were able to arrive at the universal digital sampling standard. Flaherty, however, concedes that the worldwide standard might be simply impossible; his proposal is for a dual production/transmission standard in which programs would be produced throughout the world in a single HDTV format, but then broadcast or distributed in standards corresponding to each country's particular needs. This way tapes could be shipped around the world, but transmitted locally. Flaherty rules out international HDTV satellite hops as requiring far too much power and solar panels that would have to be acres wide.

Much of the debate over HDTV alternatives centers around the use of satellites, for this will almost surely be the way much television is distributed in the future, and the wise are planning for the future now. This is even more significant since, with the advent of DBS, it may be that the satellite, rather than the broadcast transmitter or even cable system, becomes the primary means for distributing an HDTV signal.

NHK has been experimenting in Japan with satellite distribution of its 1,125-line signal with stereo audio for some time. Flaherty and CBS have proposed a somewhat similar system for the U.S., distributing three simultaneous signals over the DBS system. One would be beamed directly to local CBS affiliates, the program consisting of standard TV fare, movies, and news produced in an HDTV format and then retransmitted by the local stations together with commercial insertions. The second two channels would be used for educational and industrial applications, with direct satellite transmissions to receivers.

The problem with the proposed system, of course, is that it requires 20-30 MHz bandwidth for transmission over either the satellite or standard transmitter; with compression this could probably be reduced to 20 MHz. But that is still twice the bandwidth and requires twice the power of today's transponders. Opponents of the DBS/HDTV hookup, such as Stanley Hubbard of Hubbard Broadcasting, point out that the delay that would be caused if the FCC and others were to wait for an HDTV standard might permanently cripple the U.S.'s chances of providing world leadership in the DBS area. Another problem with the CBS HDTV/DBS proposal, say Hubbard and others, is that it would be too limiting for the future of DBS to link it permanently to an HDTV signal.

What, then, are the alternatives? One

of the most convincing thus far was the demonstration at last fall's SMPTE Conference in Los Angeles when Compact Video proved it could record, transmit, receive, and display an HDTV signal through currently available equipment. By using a "double PAL" standard of phase alternating lines/alternating fields, a full 655 lines of resolution can be attained within the existing 10 MHz bandwidth of satellite transponders. For a recorder, the Imagevision system uses a Merlin-ized Fernseh BCN VTR with expanded 10 MHz bandwidth.

Other alternatives are directed to-

ward reducing the bandwidth requirements of the 1125-line system, for example, by bandwidth reduction techniques. The SMPTE winter conference also saw considerable discussion of a proposal by the EBU's HDTV study group. That system transmits standard chrominance and luminance signals of the PAL format through conventional signal pathways. The "excess" luminance required by the HDTV signal, however, would be split off and transmitted separately, together with digital audio channels. In this way, conventional home receivers would continue to get signals little different from ordi-

Big monitors up here, little meters down there . . .
with the production personnel's visual preoccupation,
is it any wonder audio quality
suffers?



**The uniVuer puts it
all together!**

Dynamic bar graph display over monitor video!

- 2-channel for stereo monitoring
- Display size and position variable
- Selectable PPM/VU ballistics
- Peak flasher
- Adjustable silence sense
- Transparent to monitor video
- **RACK MOUNT OR PORTABLE**
- Compatible with European standards
- Master control monitoring
- Editing suites
- Production control rooms
- VTR bridges
- Boss' office
- Anywhere in the program monitoring chain
- **ENG/EFP — in line with monitor video return provides camera operator with audio CONFIDENCE**

THE REAL WORLD TECHNOLOGIES GROUP, INC.

Santa Ana, CA (714) 957-1061

Technology Development Services by
Microsystems Institute



NEWS FEATURE

nary PAL, but those who wanted to invest in special decoders would be able to receive the stereo sound and the wide bandwidth luminance signal.

As for alternatives in HDTV production gear, the NHK system is by no means the final U.S. standard. As Charlie Rhodes of Tektronix pointed out in a paper at the conference, HDTV may finally give us the ability to break free of the NTSC two-field interlace standard. Incorporating an inexpensive framestore, he suggested, might permit the same 60 Hz standard to be achieved with single-frame high-speed scanning.

HDTV applications

"HDTV is to color television what color was to black and white," observed Flaherty at the CBS/NHK demonstration. Indeed, the impact of HDTV on all who have seen it has been profound, reflecting the feeling that "this is what television ought to be." NHK claims for it a resolution equivalent to that of a 35 mm slide and better than that of 35 mm motion picture film. For this reason, it has also developed a brand-new laser printer system to kinescope HDTV images onto 70 mm film.

But will HDTV ever really replace

motion picture film in the entertainment industry? Francis Ford Coppola certainly thinks so, and part of the CBS/NHK demonstration was a "mini-movie" Coppola produced for the demonstration in HDTV. Coppola and others have proposed that the movie theater of the future will be a large-screen video projection system showing HDTV images, perhaps received directly through a direct broadcast satellite.

Glen Larson, producer of such popular TV series as *Magnum, PI* and *Fall Guy*, a more recent convert, also thinks HDTV will succeed film. Seeking a more flexible, cost-effective production tool, Larson invited a team from CBS, which was producing material for the demonstration, to work alongside his 35 mm film cameras to shoot selected scenes from an episode of *Fall Guy*. No special concessions were made for the video cameras at all, including preserving existing light levels. The result was an image virtually indistinguishable from the film product.

And Flaherty and CBS certainly think so. A current CBS proposal to the city of Alameda, CA, would franchise CBS to open an HDTV cable operation that would use perhaps five adjacent cable channels to carry wide-screen images with stereo sound. Viewers would be treated to movies preserving the

wide-screen, full tonality of the original, plus sports coverage such as CBS produced for the demonstration. Imagine in a football telecast being able to see clear details in both offensive and defensive lines at the same time in the same wide-angle shot, then being able to watch the passer *and* the receiver run their play, also at the same time.

Confronted with this much enthusiasm, the broadcaster who is a little skeptical may feel like a lone voice in a vast wilderness. But the broadcaster is certainly not alone. The motion picture industry has been creating movies for almost a century using the same equipment, with the addition, comparatively recently, of sound. It is unlikely, despite the prophetic voice of Coppola, not always well regarded in Hollywood, that moviemakers are suddenly about to discard their film cameras and replace them with HDTV. Skeptics in the film industry point out that film stock is hardly a major cost factor in film production anymore, especially since it can be transferred to videotape for post-production, then cut and released as a film product; HDTV therefore offers little cost savings. Film cameras have always been lighter and more maneuverable than their video counterparts, and require no separate power supply or recorder; there is therefore little advantage in HDTV's flexibility, especially since a video pickup can always be attached to the film camera, allowing the director to view the action through the lens. And HDTV simply approximates the image quality of 35 mm film, which is itself constantly improving.

As far as the production of made-for-TV movies and TV series is concerned, HDTV is again confronting a well-established, decades-old production industry, geared up for 35 mm film production and hardly likely to welcome the huge capital investment necessary to convert to HDTV. Further, though HDTV signals can be transferred to film, what is the advantage of producing in HDTV to the producer who must release his product in motion picture film format to foreign countries?

It is perhaps in television itself that HDTV stands its greatest chance for near-term, widespread acceptance. Quite simply, the economics of taking an HDTV-equipped production van to a sports event are virtually the same as with a conventional system. Production requirements are virtually identical. The industry is already geared up to the video medium, and used to its electronic eccentricities. And, finally, HDTV offers television viewers not "something as good as the movies," but something they have never had before — television the way it ought to be.

BM/E

Beyond P.L.*



Broadcast Intercoms limited only by your creativity, Imagine:

- Live Remote P.L. and Cue Systems
- Battery Operated ENG/EFP Systems
- 4 Channel Studio and Post Production P.L. Systems
- Mobile Van P.L. Systems
- Cameraman's Headsets

All NEW from Clear-Com


Send for our catalog on more ideas and technical information.

*A closed circuit hardwired Intercom system.

 **Clear-Com**
intercom systems

1111 17th Street
San Francisco, CA 94107
(415) 861-6666 EXPORT DIVISION:
P.O. Box 302
Walnut Creek, CA 94596
(415) 932-8134
TWX: 920-372-1087

Circle 169 on Reader Service Card



(Translation: The cassette broke.)
(Solution: Maxell U-Matic cassettes.)

If jammed U-Matics ever make you yearn for the days of live television something is wrong with the brand of U-Matics you're using. A lot of things are very right with Maxell U-Matic cassettes.

They're built to stand up to the toughest handling and editing conditions you can dish out. The unique Maxell Epitaxial™ tape formulation gives you an extremely dense magnetic coating that yields superior chroma and luminance. The proprietary Maxell binder system makes

sure the formulation, and everything you record on it, stays up to your standards, indefinitely.

That's why every one of the networks, hundreds of independent television stations and just about every major producer, director and cameraman in the business who tries Maxell U-Matic cassettes, buys Maxell.

Your Maxell supplier can make sure your programming isn't interrupted. Ask him for Maxell U-Matic cassettes. Or ask us for more information.



maxell®

PROFESSIONAL / INDUSTRIAL DIVISION

Our success is magnetic.

Maxell Corporation of America, 60 Oxford Dr., Moonachie, N.J. 07074 (201) 440-8020

Circle 170 on Reader Service Card

**If we had set out to give you only
the features our competition gives you,
this is where we'd be today.**



Most VTR units give you only a fraction of the features you might want from a video tape recorder. So we didn't stop where our competition did. We kept on adding features. Until we developed the most versatile 1" machine on the market.

Compare the 3M TT-7000 VTR and NTC-10 Time Base Corrector to the competition. Nobody puts together more of the features you want than 3M. And once you see our unit, we think you'll agree that buying anything else is like getting half a machine.

The 3M TT-7000 Video Tape Recorder gives you:

- Autotrack following (ATF), with multipoint sampling, ¼ reverse through 2X forward, plus preset slo-mo speeds and direction (optional).
- Video and sync confidence heads.
- Three channel audio confidence heads.
- Video sync channel.
- All DC motor and servo tape transport.
- Play start after scanner lock.
- Spot peels in any combination.
- 19" rack mountable with full dust cover.
- Front panel plug-in modules.
- Frame accurate insert and assemble editing.
- Dual tape timer with zero memory.
- Tape speed override on front panel.
- Stop tone and cue-up (0, 3, 5, 7 sec. preroll).
- Contact closure and TTL external interface.
- Variable speed forward/reverse shuttle.
- Still frame jog.
- Autochroma and color framing.
- Audio 3 record in play mode (built-in speaker).
- Instant stop action from play or slo-mo (with ATF option).
- Instant audio bias level adjust.
- Video level calibrate marker.
- Preset/Manual tracking select on front panel.
- Fixed precision rabbited drum tape guide.

- And low RF, high temperature and low voltage alarms.

Our Time Base Corrector comes complete with its own list of standard features:

- Sixteen line correction window.
- Ten bit quantizing.
- Four times subcarrier sampling.
- 65 dB signal-to-noise ratio.
- Velocity compensation.
- Digital one line drop out compensator.
- Compact size (8¾" high by 17½" deep by 18½" wide).
- 45 pounds total weight.
- Portable cabinet or rack mountable.

- And front panel plug-in modules.


Add it all up, and you've got the most complete VTR/TBC package on the market. For a free demonstration, call (612) 733-7914 or write 3M Professional Audio/Video Equipment, Bldg. 223-5S, 3M Center, St. Paul, MN 55144. Get the picture.



**3M means business.
And the time
to act is now.**

3M hears you...

3M



INNER VIEW 2: A closer look at Conrac Monitors

Matched Phosphors: Different screens, same shade.

There's nothing magical about how we achieve the same picture on several Conrac monitors. Hue for hue, shade for shade, the colors are an exact match.

Conrac achieves this color reproducibility with its Colormatch™ picture tube. A precision-made CRT whose screen phosphors are closely controlled to fall within ± 0.005 tolerance of specific chromaticity coordinates (as measured on the CIE colorimetry chart).

And, since every Conrac Colormatch™ phosphor CRT adheres to this CIE standard, the subtle color tones you get on one monitor will be precisely duplicated on every Conrac monitor with a Colormatch™ phosphor CRT.

Correct color reproduction: Conrac precision at work.

Conrac's precision decoder delivers an accuracy of 2%, as measured on NTSC color bar test signals. This assures you that the color signal in each Conrac monitor is being properly separated and controlled.

Conrac's picture quality comes from a number of engineering advances.

One of these is demodulator output filtering. Tunable filters allow precision alignment of the sharpness of the color demodulation signals. Result: crisp, clear color separation with no

ringing, preshoot or overshoot distortions.

There's also Conrac's highly accurate decoder. If the decoder is inaccurate (illustration), the blue color bars will be unequal in amplitude and produce shade differences as seen on the color bar display.

Conrac's decoder, on the other hand, is precisely aligned to produce color bars of equal amplitude and shading.

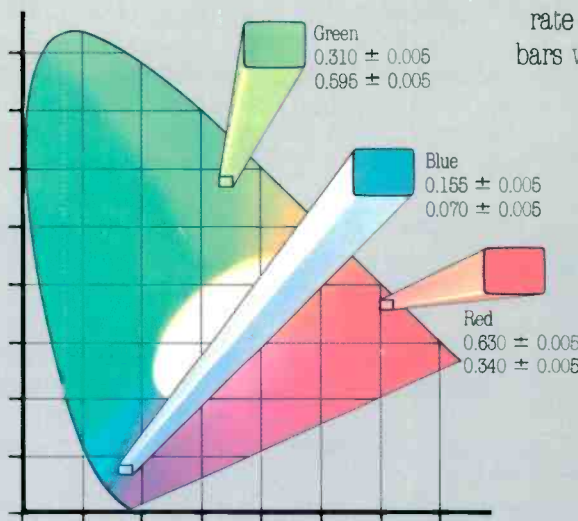
Conrac Technology: Over thirty years of leadership.

Conrac's track record of technical innovation stretches back more than three decades. And what we've learned since then goes into every monitor we make today. That's important to you. Because the more technology we pack into each monitor, the more performance you'll receive from it.

Matched phosphors and color stability are just two ways Conrac technology can save you time and money.

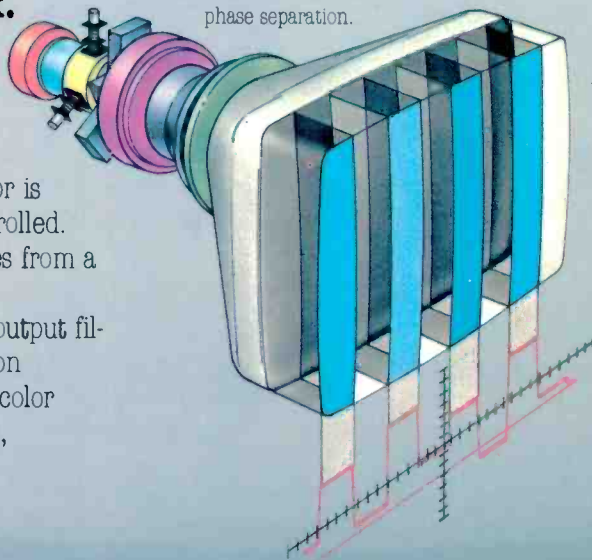
For the complete inner view of Conrac technology, call or write us today: Conrac Division,

Conrac Corporation,
600 North Rimsdale Ave.,
Covina, CA 91722, Telephone:
(213) 966-3511, Telex: 67-0437.



Conrac ensures a ± 0.005 tolerance for their CRT phosphors.

Oscilloscope waveforms show how Conrac achieves color quality by ensuring precise demodulator phase separation.



Quality you can take for granted.

SMPTE Winter Conference Explores Tomorrow's Technology

HELD IN NASHVILLE February 5-6, SMPTE's sixteenth annual winter conference was an occasion for TV broadcasters to take careful stock of current technological trends and look toward the not-too-distant future when some of the developments may come to bear fruit in daily operations. With no major demonstrations—such as last year's component coding extravaganza—and an extremely intimate equipment exhibit, attendees were able to focus on the material presented in the papers—sessions that were unusually well attended.

As predicted, the report of the SMPTE working group on digital videotape recording standards proved one of the highlights, especially with the revelation that the group is within 18 to 24 months of providing the docu-

mentation that commences the formal standards-setting procedures. One of the group's main concerns is to come up with the digital equivalent of coax cable. Another is defining how "packets" of digital information will be organized to handle various signal parameters. Current thinking is to leave at least 70 percent unassigned and therefore available for user specification.

Another major paper was a report from the working group on digital control of TV equipment, which now has the first of its standards-setting documents in to SMPTE for balloting. Basic to the proposed standard is a 38.4 kbits/second serial data connection using a nine-pin "D" plug; all pins and conductors in the cables are pre-assigned. In its machine control setup, the proposed standard first transmits 17

Grass Valley's two M/E version of its 300 Series production switchers is designed especially for post-production applications.




athena

6000

The Most Cost-Effective Telecine Projector Available

The ATHENA 6000 is designed to meet professional requirements in NTSC, PAL and SECAM countries.

- Automatically phase-locks to NTSC, PAL or SECAM field rates
- Unlimited hold time in still frame mode
- 1-2-4-6 8-12-24 frames per second, forward or reverse, totally without flicker
- Remote control option
- Two-year parts and workmanship warranty
- Modular assembly/easy maintenance




For more information contact:

L-W INTERNATIONAL 6416 Variel Avenue,
Woodland Hills, California 91367 U.S.A.
Telephone: 213/348-8614

Circle 173 on Reader Service Card

NOW! CONTINENTAL'S 5 KW AM



Pulse width modulation in an efficient 5 kW package; clear, crisp sound of transformerless modulation; ready for AM stereo. Stability of 12-phase power supply with Switch-mod system allows maximum modulation at all power levels IPL and other circuits combine to give you outstanding audio with cost-effective operation.

*Write for brochure on 315R-1;
Continental Electronics Mfg. Co.
Box 270879 Dallas, TX 75227
(214) 381-7161*

Continental
Electronics

Circle 174 on Reader Service Card


Harris' New SX Series of All-Solid-State AM Transmitters

Now a high technology blend of broadcast and computer science has created the SX-1 (1000 watts), SX-2.5 (2500 watts), and SX-5 (5000 watts)—Harris' new family of all-solid-state high performance, high reliability AM transmitters!

Harris' solid-state experience brings you energy-saving efficiency. A typical SX-5 equipped station can expect an annual power bill reduction of 15 to 36%.

Exciting new technology is employed throughout the line, including Polyphase Pulse Duration Modulation* for exceptional audio performance. Plus microprocessor control and status monitoring, sophisticated diagnostic techniques, and a unique cooling system that protects components from dirt build-up. All SX transmitters are designed for AM Stereo operation.

Find out what this new generation of Harris transmitters can do for you. Contact **Harris Corporation, Broadcast Division, P.O. Box 4290, Quincy, Illinois 62305-4290. 217-222-8200.**



*Polyphase PDM — Patented.



HARRIS

Circle 177 on Reader Service Card

NEWS FEATURE

bits that transfer all machines in the system from an idle to an active state; two eight-bit words are then used for actual addressing, followed by the command signals.

All together, eight working and study groups met at the conference. The HDTV group, which attracted a record-breaking 82 attendees, may shortly change its status from a study group to a working group that would begin standards-setting explorations;



Donald Fink, chairman of the SMPTE study group on HDTV, asks a pointed question during a session.


the group has split into four subgroups to study such parameters as the psychophysical nature of TV-watching, including aspect ratio; compatibility with existing TV systems including the possibility of defining an NTSC 3; the potential for HDTV transmission; and the development of hardware for producing HDTV images. (For more details on HDTV activities, see p. 97 in this issue.)

Audio standards, too, were the subject of close scrutiny—both at the study group level and also in several major papers. Six members of SMPTE are working with the AES in digital audio standards-setting efforts to assure that the digital audio standard developed by AES will be compatible with SMPTE's digital video standards.

Other papers concentrated on some of the technology that has gone into recent product developments. Richard Taylor of MCI/Quantel analyzed the development of the Digital Paint Box art system. Jack Dawson discussed developments leading to lenses for HDTV. Robert Thomson of RCA laid out the RCA/Matsushita Hawkeye recorder format (see *BM/E*, Mar. 1982, p. 192). Representatives from Philips and Ampex presented data on the new half-inch Plumbicon tube. Rounding out the picture of lightweight camera developments, Sony presented a run-down on its BVP-110 single-tube ENG system.

As mentioned, the equipment exhibit was small, completely integrated with the conference themes. Major news was made by Ampex, which showed a component-coded version of its ADO

Some of the intricate electronics involved in a Fujinon 300m—similar to its lens for HDTV cameras.



VALUE-PACKED MODULAR DESIGN

From 104mm input faders to stereo/mono combining networks, Quantum now offers modular production/on-air series broadcast consoles fully equipped with professional features found previously only on those consoles priced beyond your budget.



60th Annual Convention & International Exposition
April 4 - 7, 1982
Dallas, Texas

QUANTUM will be shown
at NAB Booth 2006

Please send me further details and full technical specifications.

Name _____ Position: _____

Studio/Company _____

Address _____

Phone: (____) _____



QUANTUM
AUDIO LABS, INC.

1905 RIVERSIDE DRIVE
GLENDALE, CALIFORNIA 91201
PHONE: (213) 841-0970

NEWS FEATURE



Ikegami's EC-35 camera with various CP accessories at the Camera Mart booth.

digital effects system using 13.5 MHz sampling—a first.


Audio companies were more in evidence than is usual at SMPTE meets. Harrison, for instance, demonstrated its TV-3 audio post-production console. Otari showed both its multi-track recorders and its synchronizer. Ampex had both two-track and multi-track ATRs. Adams-Smith demonstrated its ATR/VTR synchronizer, which uses vertical interval time code—readable from still frame through 40X play speed. 3M was the only company on hand, however, with a digital audio recorder.



Rupert Neve's digital console is the first to use all-digital control and digital audio processing.

NEW

**Perfect Audio
for ENG, EFP
Or Any Studio!**



The **Logitek** AUDIORACK

- A complete, air-quality console in a 19" rack mount
- Full metering plus peak leds
- Dual-source monitoring, cue, talk back
- Isolated distribution outputs
- Optional 12, 24, 28 VDC supplies

**CALL US TOLL-FREE AT
800-231-5870**

(Texas, Alaska, Hawaii call collect 713-782-4592)

Logitek Electronic Systems, Inc.

3320 BERING DRIVE • HOUSTON, TEXAS 77057 • (713) 782-4592

Circle 176 on Reader Service Card

There was also considerable interest in camera systems. Cinema Products and Camera Mart had working models of the Ikegami EC-35 electronic cinematography camera, both offering a line of accessories manufactured by CP. Thomson-CSF featured a major display of its TTV-1125 field camera system with extensive remote control and setup capabilities; the camera features 2/3-inch tubes for R and B signals and a one-inch tube for luminance. The Ampex Digicams and the Hitachi SK-110, also displayed, are described in detail in the story on digital control of field cameras, p. 63.

Video processing was also in evidence everywhere, with Microtime, MCI/Quantel, Digital Video Systems, Thomson-CSF, NEC, and Fortel all showing various combinations of error correctors/noise reducers/framestore synchronizers/TBCs. In the same light, there was considerable interest in digital imaging systems, including special effects units from Quantel, Ampex, and the four-channel Vital Squeeze-Zoom. Grass Valley showed the new two M/E version of its 300 series switcher with Mark II digital effects. Chyron put on display its Chyron IV character generator, not yet equipped with the new framestore addition promised for NAB.

A significant digital processing system was also demonstrated by NEC, which showed its compression system that allows two video signals to be squeezed into a single raster for transmission.

Digital control was the subject of several equipment exhibits. 3M, for instance, showed its 6500 microprocessor-based machine controller. Utah Scientific displayed its digitally controlled routing switcher. **BM/E**

TAX TIPS

FOR STATIONS

Reducing Property Taxes

By Mark E. Battersby

THE TAX REVOLUTION is here. California long ago cut its property taxes 57 percent and placed a limit on future increases. Massachusetts has followed suit, and other states are reportedly about to follow. The future of property taxes couldn't look better from the standpoint of those who must pay them—with the notable exception of commercial property owners and tenants.

To date, the owners of commercial and industrial real estate have been carried along by the homeowners for whom most of these cuts—real and proposed—have been intended. Now, politicians and voters are questioning whether business deserves or needs tax breaks—indeed, whether business shouldn't be made to assume more of the local tax burden.

No matter what the future holds, however, it is likely that the present property tax assessment you have is too high or wrong. Do you automatically assume that whoever valued your station's property was qualified to do so? Do you assume that the bill is fair if the tax value is below the property's market value? Or, most important, do you assume that you can't do anything about the assessment even if it is too high?

You are probably wrong if you assume *anything* about property taxes. Experts have labeled the property tax as the worst-administered tax of all. Further, there are actually 51 sets of property tax laws—one for each state and the District of Columbia—each different and divided into more than 13,000 separate property tax districts. Not too surprisingly, the laws are not always applied uniformly even within a state.

The only factor these property taxes have in common is

that they can frequently be legally changed in the favor of the property owner. Often you can get an assessment reduced without a formal protest.

But you must find suitable grounds for a reduction in the tax on your property. A positive answer to one or more of these questions may provide the grounds for just such a reduction:

- Did the assessor make mechanical errors? Finding a mistake in the tax authority's version of building size or in simple computations—and there are always plenty of mistakes—can put you in line for a quick reduction.
 - Is the assessment of the station's property out of line with assessments on similar properties in the area? Politicians sometimes feel that they can win votes by deliberately setting assessments below market value. Unfortunately, if assessments are low, then the tax rates must be increased to collect the needed revenue; the same amount of tax is collected, but the home-owning taxpayers get by at the expense of the business community.
- The guideline to fair assessment should not be the relationship of assessed value to market value but rather whether the tax is fair in relation to assessments on other properties in the area. For instance, if you have land worth \$800 per acre on the market and your assessment is based on an appraisal of \$600 per acre, you may feel that you are getting away with something. But if neighboring property similar to yours is typically appraised at only \$200 per acre, your station is paying three times as much real estate tax as it should.
- Is the assessor's work in accord with the valuation

Crosstown or cross country, call Calvert first.

You'll get the lowest price in America *and* overnight delivery.

TRANSMITTING TUBES


3B28 14.00	4CX350F 118.00	575A 29.00	6696A 2850.00
3CW20000A3 . 1375.00	4CX1000A 370.00	673 45.00	6697A 3000.00
3CW20000A7 . 1507.00	4CX1000K 502.00	8J5 65.00	ML7007A 3750.00
3CX1000A7 . . 527.00	4CX1500A 584.00	8J7 8.50	7237A 553.00
3CX1500A7 . . 465.00	4CX1500B 470.00	810 69.00	7527 130.00
3CX2500A3 . . 432.00	4CX3000A 871.00	813 45.00	7527A 165.00
3CX2500F3 . . 469.00	4CX5000A 1025.00	828 88.00	8008 16.00
3CX3000A1 . . 432.00	4CX10000D . 1069.00	833A 85.00	8122 58.00
3CX3000A7 . . 601.00	4CX15000A . 1430.00	833A (U.S.A.) . 185.00	8791 375.00
3CX3000F1 . . 516.00	4CX20000A . 1495.00	866A 7.25	8791VI 367.00
3CX3000F7 . . 610.00	4CX35000C . 5525.00	856AX 38.00	8792 660.00
3CX10000A3 . 1130.00	4CX40000G . 7075.00	872A 19.95	8792VI 650.00
3CX10000A7 . 1382.00	4X150A 50.00	4355VI 165.00	8806 2500.00
3CX15000A3 . 1260.00	4X500A 320.00	5762 545.00	8807 2660.00
3CX15000A7 . 1340.00	4-65A 65.00	5367A 135.00	8873 191.00
3CX20000A7 . 1837.00	4-125A 75.00	5379 4.80	8874 191.00
3-400Z 90.00	4-250A/C 90.00	5824A 825.00	8875 191.00
3-500Z 99.00	4-400A 105.00	5333 19.00	8890 2600.00
4CV35000A . . 2500.00	4-400AX 165.00	6076 695.00	8891 3375.00
4CV10000** . 4080.00	4-400B 130.00	6076A 650.00	8916 3375.00
4CX250B 57.00	4-400C 95.00	6146A 8.95	8976 2852.00
4CX250BC . . . 71.00	4-500A 221.00	6146B 8.95	8977 2600.00
4CX250K 120.00	4-1000A 420.00	6155 75.00	8984 6300.00
4CX250R 95.00	5CX1500A 650.00	6156 90.00	8985 1650.00
4CX300A 161.00	5CX3000A 1055.00	6161 550.00	8986 1275.00
4CX300Y 199.00	5-500A 260.00	6166A (7007) . 2640.00	8988 2900.00
4CX350A 90.00	9C25 9200.00	6181 3486.00	9007 3800.00

RCA CAMERA TUBES

PART NO.	PRICE	PART NO.	PRICE	PART NO.	PRICE	PART NO.	PRICE
BC4390 series	1955.00	BC4592 series	2238.00	BC4992 series	2350.00	BC7735	240.00
BC4391 series	2222.00	BC4593R	2444.00	BC4993R	2555.00	BC8134	766.00
BC4392 series	2350.00	BC4594 series	2444.00	EC4994 series	2555.00	BC8134B	766.00
BC4393R	2555.00	BC4809	750.00	5820A/L	3295.00	8480	1350.00
BC4394 series	2555.00	BC4809B	750.00	7295C	2950.00	BC8480	1915.00
BC4396 series	2400.00	BC4908 series	1955.00	7389C	3050.00	BC8507	275.00
BC4532U	1375.00	BC4909	2050.00			BC8541	255.00

NEW CUSTOMERS—we accept telephone orders. Inquire about our convenient Net 30 terms. Prices and items subject to change or withdrawal without prior notice.

Eimac
SOCKETS & CHIMNEYS
 ■ Low loss insulation
 ■ Corrosion resistant
 ■ Silver plated at RF contacts



SK300A	325.00	SK810B	275.00
SK310	380.00	SK820	600.00
SK320	529.00	SK830A	620.00
SK406	57.00	SK831	620.00
SK410	32.00	SK840	360.00
SK510	32.50	SK860	220.00
SK600A	50.00	SK1300	319.00
SK700	216.00	SK1400A	550.00
SK800B	265.00	SK1500A	984.00
SK801	295.00	SK2200	80.00
SK806	33.00	SK2210	63.00

FREE
RCA "NIPPER"
GOLF SHIRT
 with any RCA camera tube order.

EAST COAST **800-526-6362**

7 DAYS—24 HOUR EMERGENCY PHONE SERVICE

WEST COAST **800-421-7549**

CALVERT ELECTRONICS, INC.

ONE BRANCA ROAD, EAST RUTHERFORD, NJ 07073
 800-526-6362 • 201-460-8800 • TWX 710-989-0116/ERFD • TELEX 4754059

West Coast: 1355 Redondo Avenue, Suite 6, Long Beach, CA 90804 ■ 213-498-3504/3184
 England: Imperial House, Victoria Rd., Chelmsford, Essex CM1 1NY ■ Telephone: 0245 358585 ■ Telex: 995849

Deregulation 1981: All That Glitters...

By Harry Cole

LIKE IT OR NOT, we find ourselves in the middle of the age of deregulation. And although it took several years to get started, it looks as if it's now in high gear, moving forward with an intensity few could have predicted 18 months ago. Indeed, the initial deregulatory changes that became effective just about a year ago—at the time, viewed by some as the most the broadcast industry could expect—have been left at the gate as both the Commission and the Reagan administration seek to implement their version of what Chairman Fowler prefers to call "unregulation." On this first anniversary of the arrival of the age of deregulation, we review where the deregulation trend has taken us so far. Next month we look at where that trend may possibly lead.

The best starting point for a retrospective on deregulation is probably the Commission's 1981 decision to deregulate certain aspects of commercial radio. Several efforts had been made during the late 1970s to achieve some form of broadcast deregulation, all to no avail. In 1979, however, Congress began to pay serious attention to a proposed bill that would have substantially deregulated many areas of broadcasting and would have, as a result, reduced much of the Commission's authority. The Commission

had not, up to that time, been particularly responsive to any efforts to loosen up on broadcasters. Nonetheless, when Congress started talking about cutting back the Commission, the Commission reacted. This may have been a self-defensive reflex, or, viewed more charitably, it may have been an astute reaction to the then-prevailing political winds. Whatever the case, the Commission embraced deregulation in the summer and fall of 1979, issuing its proposal for deregulating commercial radio in September of that year. Congress, perhaps sensing that the Commission could handle the job, lost interest in the deregulatory bill, leaving the ball in the Commission's court.

Fifteen months later, in January 1981, the Commission adopted the September 1979 proposals, thereby eliminating program logging and formal ascertainment requirements and guidelines for commercial and nonentertainment programming, at least as far as commercial radio stations were concerned. Television and noncommercial radio licensees were not included among the beneficiaries.

These changes were easy to swallow, since they reduced much of the detailed paperwork requirements previously imposed. Further, they did not create any new requirements. Some adjustments, of course, were necessary. For example, some alternative record-keeping system had to be adopted to permit accurate billing for spots aired if logs were abandoned. Also, to permit licensees to complete their annual "interests/programs" lists, those licensees had to keep some record of how they learned of the community problems they sought to address and also of how they actually addressed them. In other words, the much-vaunted deregulation of commercial radio in 1981

With this issue, "Interpreting FCC Rules and Regulations" is being prepared by Harry Cole, a partner in the Washington, DC, law firm of Farmer, Wells, McGuinn, Flood and Bechtel. On staff a year and a half at the Broadcast Bureau of the FCC, Cole has devoted his private practice to communications-related matters. His clients have included commercial and noncommercial licensees as well as a trade association of radio broadcasters.—Ed.

FCC Rules & Regulations

did not so much deregulate the industry as reduce the extent to which the Commission dictated the various details of radio licensees' paperwork. But at the very least, it was a start.

Other, ostensibly deregulatory, actions in 1981 had a similar flavor. Take the short-form renewal, for instance. Certainly, the reduction in the time and effort necessary to fill out a renewal application was significant. But what actual regulations were in fact eliminated in connection with the paperwork reduction? The answer is not many. Indeed, such licensees, according to the postcard renewal for commercial radio licensees, had to certify that they had fully complied with all the rules relating to the placement of documents in their local public records files—a wholly new certification requirement and clearly a troublesome one. After all, notwithstanding consistent, good-faith efforts, any licensee could inadvertently fail to file a document or two in its public file. Thus certifying as to complete compliance with the public file rule is *not* something one should necessarily be eager to do.

Yet another example of deregulation 1981 involved the elimination of the first-class radiotelephone operator license and the related elimination of most of the restrictions on the operation of broadcast stations by individuals holding certain types of operator licenses. Again, on paper, this appeared to be a boon for those broadcasters who either couldn't find or couldn't afford first-class ticketholders. But look again. Broadcasters are still subject to the same technical rules, and they must still make

sure their stations comply with those rules. Now, however, they cannot simply hire a first-class operator and assume that he or she can assure such compliance. Instead, the broadcaster must make his or her own independent assessment of the ability of the station's technical staff to maintain and run the equipment properly, even if the broadcaster has no technical background with which to make that judgment. Failure to take adequate precautions in this connection could mean trouble for the broadcaster.

Of course, this is not to say that the deregulatory changes effected in 1981 were but a cruel hoax, creating more rules than they eliminated. Obviously, licensees before and since have been required to maintain public files and to meet technical performance standards. Similarly, licensees have always had to maintain some records of their programming and, particularly, commercials so that accurate bills could be prepared. The difference is that now the licensee is being forced to bear a much more direct burden as the Commission shifts various responsibilities away from itself and back to the broadcasters. This is not inconsistent with the basic concept of deregulation: the effect of competitive forces—the so-called miracle of the marketplace—can and should replace governmental regulation. But it is important to recognize the crucial factor that, notwithstanding the rosy picture of a deregulated landscape some would paint, broadcasters must still jump through a variety of hoops, many of which have now been left to the broadcaster to design.

It may at first seem surprising that life in a purportedly deregulated industry represents so slight a change in many respects from the way things were. There are two explanations for this. First, the deregulatory steps taken thus far

sachtler video 25

the state-of-the-art
video fluid head
designed to supporting your
ENG- and EFP-cameras

Now ready to go into operation.

sachtler video 25

featuring:

Center of Gravity Compensation
4 step Dynamic Counterbalancing Control
2 times 7-step on/off drag control for pan and tilt
Touch & Go wedge plate

The rock-steady, silky-smooth cameramen's
fluid head, doing everything in
news gathering and field-production.

The all-in-one-piece camera support system.

Call or write:

Sachtler Corporation of America

400 Oser Ave., Hauppauge NY 11788

Phone: (516) 2310033

a subsidiary of

Sachtler gmbh, Dieselstraße 16, D-8046 Garching

Phone: (089) 3204041, Telex: 5215340

or your nearest sachtler-distributor.

AMPEX — BOSCH —
HITACHI — IKEGAMI —
— IVC — JVC — LINK —
MARCONI — NEC — PANASONICS —
PHILIPS — RCA — SHARP — SONY —
THOMSON — TOSHIBA
...and other fine makes
of professional cameras.



Circle 184 on Reader Service Card

FCC Rules & Regulations

have been aimed more at paperwork than at substantive obligations. As a result, although broadcasters may now be spending less time filling out forms, they still must worry about the same types of operational questions that confronted them before deregulation.

Second, the face of the broadcast industry may still not change a lot, even if more substantive deregulatory steps are taken. The reason is that, in theory, the competitive forces of the marketplace generate the same type of regulatory pressures as does governmental regulation. Thus elimination of governmental involvement will not eliminate the pressures themselves but will instead eliminate one of two independent sources of those pressures. Deregulation may be viewed by many as total freedom, but such a view is probably inaccurate. It is safer to say that deregulation represents greater freedom from governmental oversight, intrusion, and second guessing.

A caveat relative to deregulation as it has developed thus far is this: what the Commission gives, the Commission can take away. This simple and relatively obvious principle is of major significance because of the frequently changing composition of the Commission. Only four votes are necessary to reverse Commission policies. Because of this, the permanence of any Commission-created rule or policy, including deregulation, is far from assured.

It is for this reason that congressional action is preferable to Commission action. Even though congressional actions may be reversed, the number of votes usually

required to cause such a reversal is far greater than four. Since deregulation has thus far occurred only at the Commission and not on Capitol Hill, it is still subject to the Commission's pleasure, whatever that might be. Of course, given the clear commitment of the current Commission—and the current administration—to the principles of deregulation, it is unlikely that the Commission will be changing its mind in the foreseeable future, but, then, one never knows.

Further, the Commission's deregulation of commercial radio is now being appealed before a federal court in Washington. A ruling against the Commission could send everything back to the starting point.

The bottom line on all this is that the deregulation that broadcasters have achieved thus far is fairly limited and unlikely to have any sweeping effects on the industry, although it will nonetheless be welcome on several counts. All licensees are still subject to substantial regulation, and all must still be careful to adopt and implement systems and procedures geared to protecting the licensee from running afoul of the Commission's various and sundry rules.

The future holds the prospect of further changes of more fundamental importance. These include not only the possible extension to television and noncommercial broadcasters of the limited deregulation secured thus far but also the possible adoption by the Commission and Congress of measures designed to remove the government from much, if not most, of its current regulatory functions. The result could be substantially greater freedom from governmental oversight, coupled with a greater degree of license security.

BM/E

The SPECTRA SOUND Model 1500

Performance You Can't Hear


The SPECTRA SOUND Model 1500 Twenty-Seven Band Graphic Equalizer is the result of nearly two decades of engineering excellence. The Model 1500 represents a significant improvement over current equalizer technology.

The Lowest Distortion

The Model 1500 has the lowest distortion of any equalizer available. The THD and the IM distortion of the Model 1500 are below .0018%, test equipment residual, 20Hz to 20kHz, +18dBv.

The Lowest Noise

The Model 1500 is the quietest equalizer available. The signal-to-noise-ratio is 104dB below +4dBv, unweighted, 20Hz to 20 kHz.



**Spectra
Sound** 

3750 Airport Road
Ogden, Utah 84403
(801) 392-7531

Spectra Sound is a wholly owned subsidiary of Spectra Sonics



On the other hand,
our routing switchers
handle channel growth very nicely.

A patch panel will work just fine in your system. If you plan to limit yourself to only ten channels.

But in the fast moving world of cable-vision, more than likely you'll be programming a lot more than ten.

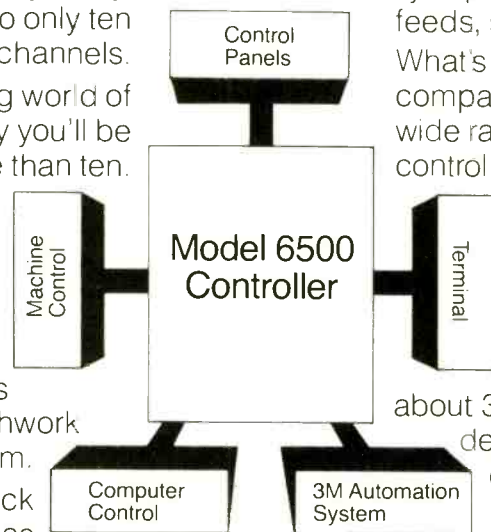
That's where 3M Routing Switchers come in.

Because our switchers allow you to start small, and expand gradually. As your needs grow.

Without the bulky wire mess and inconvenience of a patchwork routing system.

They allow for more VTR's, quick and easy switching, as well as multi-channel programming.

The routing switchers that grow as your needs grow.



And they're perfect for switching in network feeds, satellite relays, and live remotes. What's more, 3M Routing Switchers are compact and fully electronic. They offer a wide range of capabilities. From simple control panels like thumbwheel, touchpad, universal pushbutton, and LED pushbutton, to completely automated, computer-controlled systems. From 15 x 12 to 40 x 40 and larger.

For more information about 3M Routing Switchers, or a custom design consultation for your studio, call collect 612-736-1032. Or write: Professional Audio Video Equipment/3M, Building 223-5E/ 3M Center, St. Paul, MN 55144.

3M hears you ...

3M

GREAT IDEA CONTEST

Here's a chance to share your own personal solutions to some of broadcasting's most vexing engineering needs . . .

Each month, *BM/E* presents two engineering problems and invites you to submit solutions complete with diagrams. *BM/E*'s editors will read the entries and select the best for publication—giving readers an opportunity to vote for the idea they consider best by using the ballot area on the Reader Service Card.

We will pay \$10 for each entry printed. In addition, the solution in each month's competition receiving the most votes on our Reader Service Card will win an engineering slide rule calculator. So put on your thinking cap and submit an answer to either of the problems outlined below . . . and be sure to watch this section for the solutions.

Problem 5: RF Protection*

Recording of miscellaneous RF signals on the audio tracks of VTRs and ATRs is a frequently-encountered problem, particularly in crowded urban environments and when news crews are operating in high-rises. What is your solution for keeping RF interference out of portable recorders?

**Solutions to Problem 5
must be received by
April 15, 1982 and will be printed
in the June, 1982 issue.**

*Suggested by Greg Lafevre, news director, KSEE-TV, Fresno, CA. If you have an unsolved problem, let us know.

Problem 6: Automatic Switchover to Back-up Transmitter

Most modern dual transmitters include automatic switchover to a back-up unit if the on-air unit fails, or automatic transfer of the load to one transmitter if both are ordinarily combined. However, broadcasters buying a new transmitter will often keep a serviceable older transmitter as a back-up. And, in such cases, a system is needed to cut automatically to the old transmitter if the new one fails. This circuit may include repeated trials of the new transmitter, with some time limits, and also warning signals activated by a failure. What would be your proposed design for such a system?

**Solutions to Problem 6
must be received by
May 15, 1982 and will be
printed in the July, 1982 issue.**

CONTEST RULES

- 1. How to Enter:** Submit your ideas on how to solve the problems, together with any schematic diagrams, photographs, or other supporting material. Entries should be roughly 500 words long. Mail the entries to *BM/E*'s Great Ideas Contest, 295 Madison Avenue, New York, NY 10017. Use the official entry form or a separate piece of paper with your name, station or facility, address, and telephone number.
- 2. Voting and Prizes:** *BM/E*'s editors will read all entries and select some for publication; the decision of the editors is final. Those selected for publication will receive a \$10 honorarium. Each month, readers will have an opportunity to vote for the solution they consider the best by using the Reader Service Card. *BM/E* will announce the solution receiving the most votes and will award the winner of each month's competition an engineering slide rule calculator.
- 3. Eligibility:** All station and production facility personnel are eligible to enter solutions based on equipment already built or on ideas of how the problem should be solved. Consultants are welcome to submit ideas if they indicate at which facility the idea is in use. Manufacturers of equipment are not eligible to enter. Those submitting solutions are urged to think through their ideas carefully to be certain ideas conform to FCC specs and are in line with manufacturers' warranty guidelines.

Mail Official Entry Form to:

BM/E's Great Ideas Contest
295 Madison Avenue, New York, NY 10017

Solution to Problem # _____

Your Name: _____

Title: _____

Station or Facility: _____

Address: _____

Telephone: () _____

I assert that, to the best of my knowledge, the idea submitted is original with this station or facility, and I hereby give *BM/E* permission to publish the material.

Signed _____

Date _____



Introducing the Budget Balancers

If the ever-increasing costs of broadcast engineering equipment has you seeing red these days, you owe it to yourself to look into the Budget Balancers from FOR-A CORP.

You'll like what you see — no nonsense, no compromise, state-of-the-broadcasting-art engineering gear — at prices that simply defy the economic index.

Our SMPTE Time Code Generators, Time Code Readers and Title Generators are up to spec in every sense of the word. And they're incredibly reliable. In fact, the major differences between SMPTE Time Code components from FOR-A CORP. and those from the competition, are updated features and a surprisingly lower price.

The VTW-600 Professional Video Typewriter gives you fea-

tures and performance unmatched by other character generators, regardless of price. And the CCS-4200 Color Corrector provides crucial color and video signal adjustments essential to professional video editing and field production.

You'll also find dozens of other innovative broadcast video products from FOR-A CORP. Each one designed to put your engineering budget back in the black.

FOR.A

Innovations in Video

FOR-A CORP. of AMERICA, 1680 N. Vine Street, Los Angeles, CA 90028 (213)467-8412

SOLUTIONS to problem 3: Elapsed Time Indicator

Tape recorders and cassette decks (both audio and video) often lack elapsed time or remaining time indicators. What is your design for a device that will provide this information, have instant manual reset, be readable from a distance, and start automatically when the recorder is turned on? Here are three solutions to this problem submitted by *BM/E's* readers.

SOLUTION A

Mike Wilson, Videotape Maintenance Engineer
NBC-TV, Burbank, CA

My proposed design for an elapsed time indicator includes the following features:

- crystal controlled timekeeping;
- instant reset to zero;
- up or down counting—counts elapsed time or time remaining;
- presettable time counter;
- six-digit register compares time count to preloaded value, logic high provided when equal;
- logic high available when count equals zero;
- momentary contact closures start and stop counting; optically isolated input can be driven from recorder run and stop tally lamps, or relay power;

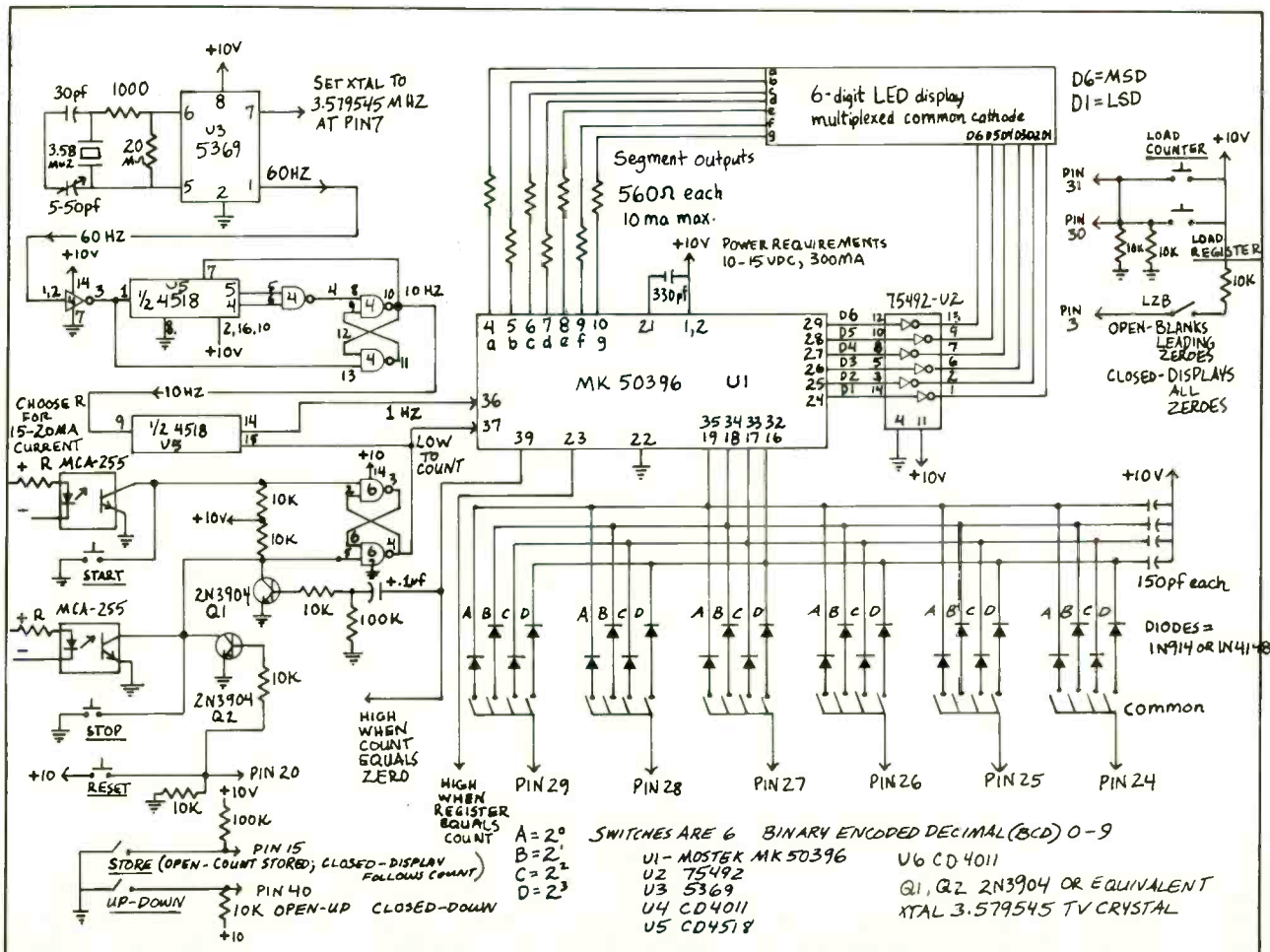
- LED display can be held in memory while count continues and can be instantly updated to current value;
- uses only six integrated circuits; power requirements 10-15 V DC at 300 mA;
- battery operation possible;
- unwanted features easily deleted.

I built a similar counter previously using TTL IC's—nearly 20 in all. Since then, I discovered the Mostek 50396 and 50397 chips. The 50396 is programmed to count time to 99 hrs. 59 min. 59 sec. For stopwatch use, the 50397 counts to 59 min. 99.99 sec. (Single lot prices in early 1980 were \$12.00.)

Interface to the chip is explained in a publication, *Industrial Counters*, available from Mostek, 1215 W. Crosby Rd., Carrollton, TX 75006. The timebase and control circuits shown are my original design. The MM5369, U3 generates 60 Hz pulses, divided by 6 in the first half of U5, and by 10 in the second half. Flip-flop U6 retains the momentary start or stop pulses. Transistor Q2 prepares the counter to be restarted after a reset. Q1 stops the count when pin 39 goes high. This prevents the counter from down counting past zero.

Pins 39 and 23 go high when count equals zero and count equals register, respectively. These could be buffered, and used to drive external relays and/or lamps. In a

VOTE NOW!
BALLOT ON READER SERVICE CARD



Great Ideas

TV station, the timer could be loaded with the running time of a tape, with the register set to 10 seconds. As the counter decremented to :10, the equal pulse could preroll the next VTR; when the count equaled zero, it could drive a switcher to take it on air. Or this could cue studio talent to the impending end of a commercial break.

SOLUTION B

Allen Kass, Chief Engineer
WISP/WQDW Radio, Kinston, NC

Three electrically identical time indicator units were built here for use in our two production rooms and in the live-assist control room. Based on the MA-1026 digital LED alarm clock/thermometer module made by National Semiconductors and sold by many companies including Radio Shack (Radio Shack #277-1006), this timer will upcount to 9:59 then reset to 0:00. The price of the module ranges from \$18 to \$25 making this a reasonable alternative to some of the commercially available units that cost around \$100 or more.

The schematic shows two input connectors J1 and J2. Not all inputs are used in all three rooms but were included, nonetheless, to make all units alike. The timer is normally free running and is reset by one of four different methods, not all of which are used in any one application: (1) manual front panel pushbutton; (2) from a "master start" button when used in production; (3) from a foot switch when timing news wire copy; (4) from automation

"step now" pulse when used in the live-assist control room to uptime music intros (Schafer 903E automation).

Operation


Reset to 0:00 of the timers occurs when pin 14 (slow), pin 15 (fast), and pin 16 (time set allow) all simultaneously go low. This, in all cases except the manual reset, occurs when the 555 timer is triggered and turns on Q1. The 555 is used to provide a pulse that extends all the way down to ground and lasts long enough to reset the module. The 555 is triggered three ways: by the foot switch, by the master reset both through a half-monostable network, and by the automation "set now" pulse. Switch 55 is included to turn off the automation reset if necessary. The timer can be stopped after timing an event by closing switch 52 (run/hold switch).

Another feature of this timer is its use as a thermometer; there are two switches provided on the front panel to operate this feature. Switch 53 selects the temperature in degrees Fahrenheit or Centigrade. If 53 is open, temperature is in degrees Fahrenheit when 53 is grounded, degrees Centigrade are selected when switch 54 (temperature display) is grounded.

The input at pins 1 and 2 of J1 are set up for +12 to +24 V DC input from what I call a "master reset" button in our production rooms. The master reset consists of a group of solid state relays that are connected to our cart, open reel, and turntables to start one or more machines simultaneously along with resetting the timer.

Pins 3 and 4 of J1 are for connection to a foot-operated switch. Pins 5 and 6 of J1 are for connection to a temperature sensor consisting of a resistor and an LM334 con-

Penny & Giles launches the fader of the future



A New Standard in Fader Technology

Penny & Giles totally new 3000 series sets a new standard in fader technology.

The 3000 combines the world famous Penny & Giles smooth-as-glass feel and total reliability with a break through in cost effective mechanical design.

Nothing Comes Near Our Faders

Technically, nothing approaches Penny & Giles faders. Our 3000 series have full environmental shielding. They provide stroke lengths from 2.5 inches to 4.094 inches in the smallest body size ever, integral switches, linear, audio taper or VCA outputs, a smoothly positive linear action—in fact all you'd expect from the world's leading fader company.

Get the full details about the fader of the future, now. Call or write.

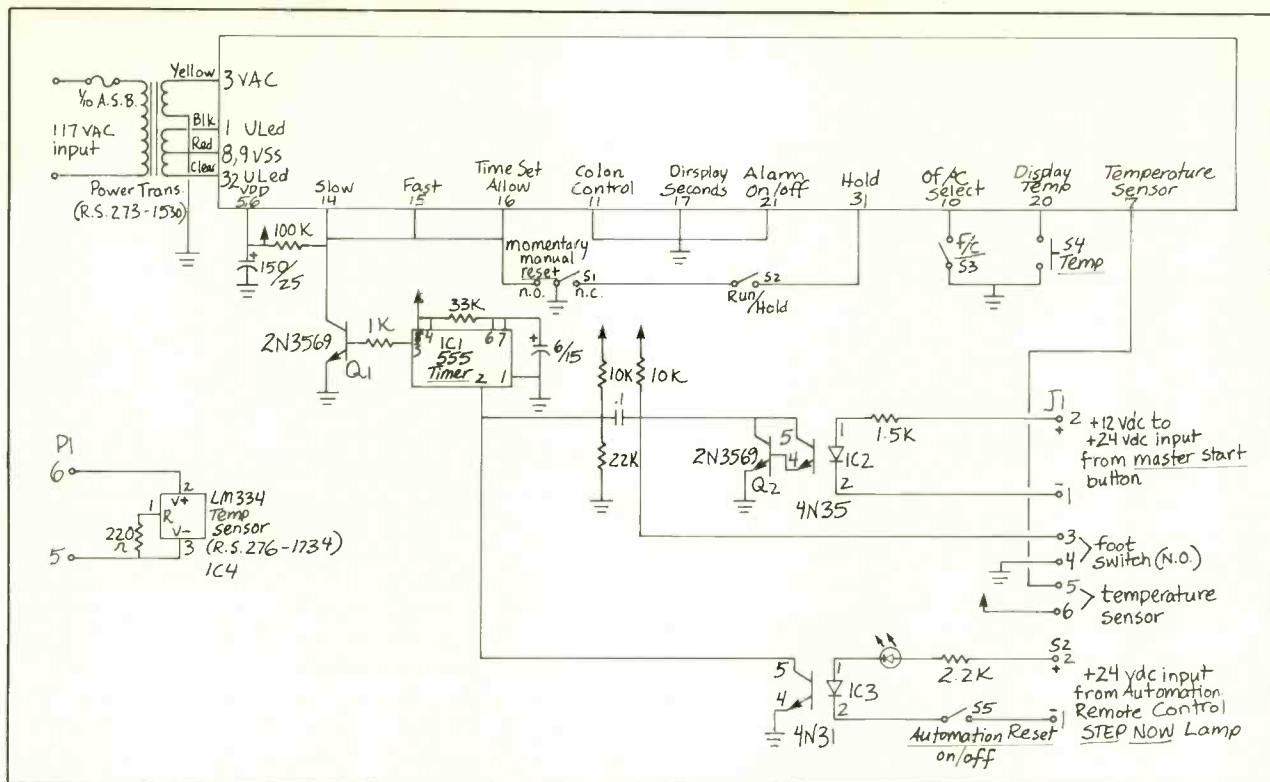
Penny & Giles



Penny & Giles Conductive Plastics Ltd.

1640 Fifth Street, Santa Monica, California 90401
Tel: (213) 393-0014 • Telex: 652337

Circle 188 on Reader Service Card



nected as shown on the left-hand side of the schematic diagram. Pins 1 and 2 of J2 are set up to be connected directly across the "step now" lamp in the Schafer 903E automation remote control that is in operation in the live-assist control room. The LED will flash when 55 is closed

VOTE NOW!
BALLOT ON READER SERVICE CARD

swintek

The Leading Name In
Cordless Microphone Systems



Transmitters small enough to be hidden almost anywhere, tiny microphones that are so unobtrusive that they probably won't even be noticed, hand-held microphones without the encumbrances of hundreds of feet of wire — that's what cordless microphone systems are all about. But there's one more factor of prime importance — reliability. If you're in television, radio or film and you want a cordless microphone system that not only offers the most advanced state-of-the-art electronics but the highest reliability rating in the industry, Swintek is the answer. There's a Swintek transmitter and receiver to fit your specific needs, no matter what your requirements. Check with us today about the greatest name in cordless microphone systems — Swintek.

alan gordon enterprises inc.
 1430 N. Cahuenga Blvd., Hollywood, CA 90028
 Telephone: (213) 466-3561 • (213) 985-3500
 TWX: 910-321-4526 • Cable: GORDENT

Circle 189 on Reader Service Card

Camermen: do your job without a lot of static. . . with Setcom's TV COMMUNICATION HEADSETS.

Use the comfortable, rugged headsets that outperform all others. Designed for Western Electric Circuits, our "phantom-powered" speaker's improved sound level and quality let you hear the crew better. They'll hear you better, too, with our preamped dynamic microphone. Dual speaker director's model also allows program monitoring. Contact us for more information.



SOUND IDEAS FROM
Setcom
 CORPORATION

1400 Stierlin Road
 Mountain View, CA 94043
 415/965-8020

Circle 190 on Reader Service Card

sachtler video 25

the state-of-the-art
video fluid head
designed to supporting your
ENG- and EFP-cameras

Now ready to go into operation.

sachtler video 25

featuring:

Center of Gravity Compensation
4 step Dynamic Counterbalancing Control
2 times 7-step on/off drag control for pan and tilt
Touch & Go wedge plate

The rock-steady, silky-smooth cameramen's
fluid head, doing everything in
news gathering and field-production.

The all-in-one-piece camera support system.

Call or write:

Sachtler Corporation of America

400 Oser Ave., Hauppauge NY 11788

Phone: (516) 2310033

a subsidiary of

Sachtler gmbh, Dieselstraße 16, D-8046 Garching

Phone: (089) 3204041, Telex: 5215340

or your nearest sachtler-distributor.

AMPEX - BOSCH -
HITACHI - IKEGAMI
- IVC - JVC - LINK -
- MARCONI - NEC - PANASONICS -
PHILIPS - RCA - SHARP - SONY -
THOMSON - TOSHIBA
...and other fine makes
of professional cameras.



Circle 191 on Reader Service Card

SIGMA Video D.A.s are available "off the shelf"...



...but every unit is
100% lab tested, aged and
calibrated.

VDA 100A

- 1 loop-thru input, 6 outputs
- ± 0.2 dB to 10 MHz
- Self contained power supply
- Rack mountable up to 3 in FR3-100



SIGMA ELECTRONICS INC.

1830 STATE STREET
EAST PETERSBURG, PA 17520
(717) 569-2681

Circle 192 on Reader Service Card

Great Ideas

and the automation steps to indicate that the timer has just reset. Opto-isolators are used on two of the inputs to protect the module and to prevent any possibility of ground loops. The transformer used for this timer is a special unit available from Radio Shack (#273-1530) and the LM334 temperature sensor is available as #276-1734.

The LED digits of the timer module are 0.7 in. high and are quite legible from a distance. The connections to the MA/1026 module are very close together so care should be taken when soldering to them.

SOLUTION C

William Howe, Chief Engineer
WEIV Radio, Newfield, NY

The elapsed time indicator described here is a system that has been in use in our station for a few months now and has operated almost problem-free. The heart of this system is an MA 1012 clock module by National Semiconductor. (I believe that this module is no longer in production but most other clock modules of this sort—the MA 1023 or MA 1020—could easily serve the purpose.) This module makes the system very cost effective in that the clock can be purchased for less than \$15 complete with transformer. The entire system was built for less than \$50. The clock counts elapsed time up to 9 minutes and 59 seconds and recycles and counts up upon starting of the turntables, cart playbacks, and record cart started in the record mode. The reel-to-reel tape recorders were not included as the Ampex ATR-700's we used already have a tape counter that counts in minutes and seconds. However, these or other tape recorders could be implemented with proper interface to the system.

The circuit operates as follows: The clock module is strapped to operate in the seconds mode by the jumpers on pins 24, 14, and 7. This gives the readout of the last digit of the minutes and seconds. Relay K1 is connected to pins 19 and 20 which are the fast and slow set. In the seconds mode activation of these functions together set the clock at 12 a.m. giving a display of 0 minutes 00 seconds. When K1 releases, the clock will start to count seconds and minutes until recycled. Relay K2 is connected to the hold function on pin 21 and holds count as long as it is energized. IC1 and IC2 are connected to the 25 V points on the console that activate the remote start relay for the two turntables and momentarily activate in series with the inputs during the charging of the capacitors. The outputs go low and recycle the clock count by momentary activation of K1. IC5 gives isolation to the different inputs of the system.

Cart 1 is a record/playback and Cart 2 is a playback-only cart machine. Both units are UMC Beaucarts type 10. J1 is the remote playback jacks on the machine and the N.O. relay contacts of the internal relay that activates from a ter. cue tone on the cart being played are across pins 12 and 13 of this jack. The clock count is recycled by a ter. cue which is recorded on each cart at the beginning

VOTE NOW!
BALLOT ON READER SERVICE CARD

Why 4 out of 5 earth stations for TV broadcasting are from Scientific-Atlanta


Model 8010 7-Meter Antenna. Designed specifically for television broadcasting. Exceeds all broadcast earth station requirements.

Full geostationary satellite arc coverage.

Highly reliable GaAs Fet low noise amplifier. Fully enclosed for weather protection.

Factory-installed de-icing systems available for severe weather conditions.

Easy to install. Minimal space requirements.



Scientific-Atlanta has designed, built, and delivered more broadcast earth stations than any other company in the world. *A lot more.* Here are some reasons why.

Scientific-Atlanta makes the entire system

Scientific-Atlanta builds complete satellite earth station systems for the television industry. Our earth station packages give you everything you need to turn satellite signals into programming revenues. Antennas, receivers, low noise amplifiers, and installation and service.

The right system for your needs

As the industry's largest manufacturer, we offer a wider choice in complete system packages.

A broadcast earth station can be as simple as our Model 8501 Basic Receive-Only system. It consists of an antenna assembly, a low-noise amplifier (LNA), and a video receiver.

This is the basic downlink system. It's perfect for operations such as taping satellite programming for future broadcast.

For added flexibility as well as improved reliability, many broadcasters choose our Model 8502 Receive-Only Earth Station. It includes a second set of electronics to give simultaneous reception on two different satellite channels — a significant increase in signal receiving capability.

What's more, the additional elec-

tronics serve as back-up units for the primary set, giving full station redundancy.

Supply your own programming


Scientific-Atlanta has supplied over 90% of all the satellite uplinks currently in use by commercial TV broadcasters.

When you buy a Scientific-Atlanta uplink, you get the entire package, from initial site planning advice to the final proof of performance procedure.

If you prefer, the uplink package can include frequency coordination, FCC licensing, and supervision for pouring of the foundation (using local construction crews for minimum cost).

More satellite coverage means more programming

Scientific-Atlanta broadcast earth



Series 7500 Video Receiver. Exceeds all broadcast signal quality requirements. Micro-processor controlled for unmatched flexibility in control options.

stations are available with full geostationary satellite arc coverage. Your system can "see" all current and future domestic communications satellites from anywhere in the continental United States.

No other antenna system offers more satellite coverage.

Pre-programmable motor-drive systems are available for 7- and 10-meter antennas. You can switch from one satellite to another in 60 seconds or less.

Write or call for information

Clip this coupon for more information on the most advanced satellite earth station systems available for the television broadcast industry. Or call or write Lou Durham at (404) 449-2362.

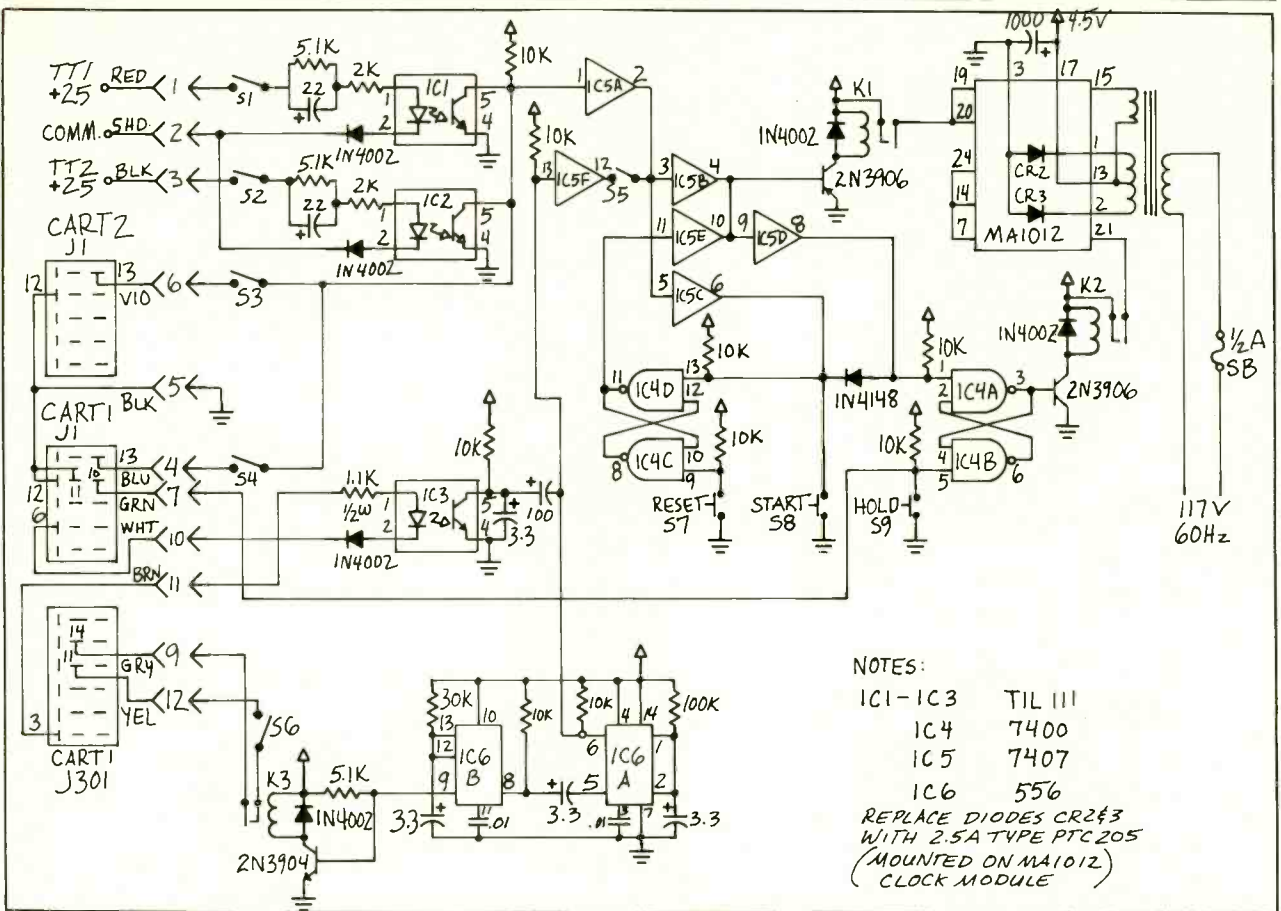
Scientific Atlanta Communications

BME-04-01-82

Attn: Lou Durham, ATL-20
3845 Pleasantdale Rd.
Atlanta, Georgia 30340

Please send more information on satellite earth stations for television broadcasting.

NAME _____
TITLE _____
COMPANY _____
ADDRESS _____
CITY _____
STATE _____ ZIP _____
BUSINESS TELEPHONE () _____



DIRECTOR OF ENGINEERING AND PRODUCT DEVELOPMENT

FOR A DIVISION OF A MAJOR NYSE LISTED CORPORATION. THIS CAREER GROWTH POSITION IS WITH A DYNAMIC GROWING TV MICROWAVE TRANSMITTER SYSTEMS MANUFACTURER.

Must possess Management Leadership characteristics and have the conceptual capability for new products and systems together with ability to provide technical proposal support and customer liaison. Will direct RF and Mechanical Engineering, Field Engineering and services, product concept, design & development. Background should include BSEE degree plus 5-10 years of direct experience in TV transmission field.

We offer competitive salary and excellent benefit package. Location in desirable Philadelphia suburban area near Bucks County.

For additional information and to arrange an interview when at the NAB Show, call MIKE ELIASON at the HOLIDAY INN (Airport South) (214) 256-4541. If not attending the NAB Show or unable to reach, send resume or call me at the WHITTAKER CORPORATION, 10880 Wilshire Blvd. Los Angeles, CA. 90024 Phone: (213) 475-9411.

**ACRODYNE DIVISION,
WHITTAKER CORPORATION**
AN EQUAL OPPORTUNITY EMPLOYER M/F/H

of each cut. This cue tone is automatically inserted by the system during recording in the following manner. IC3 is activated by 24 V across pin 6 of J1 and pin 3 of J301, which is the remote record jack of the record machine. The diode in series here is essential when the machine is stopped, the polarity of this voltage is reversed and the Opto-Coupler will not tolerate this high reverse polarity across its input. On IC1 and IC2 they are there just in case they might get hooked up with the polarity reversed. IC6A is activated by the charging of the capacitor on the output of IC3 and this also causes recycling of the clock through IC5F. Pin 5 of IC5 goes high for about a second and IC5B is activated when it returns low. Pin 9 of IC5 goes high for a short duration activating K3. K3 puts a ter. cue tone on the cart being recorded through pins 11 and 14 of J301 a half second after the cart machine is started in the record mode. This delay allows for the slight coast of the tape when it stops in playback. Switches S1 through S6 allow any of these features to be switched out when it is not desirable for the particular production being done.

IC4A and IC4B is a flip-flop that locks the clock in hold by pressing hold button S9. IC4C and IC4D is also a flip-flop and locks the clock at 0:00 by depressing S7. S8 takes clock out of reset or hold mode. These three switches provide manual operation of the clock. Any activation from the automatic recycle functions will override the manual functions.

A similar system which recycles from the turntables and cart machines is used in the on-air studio. This has been very helpful to the announcers because about 90 percent of our music is played on carts and this allows them to easily keep track of the intro and running time of the cuts so they are not caught by surprise.

Kahn Communications, Inc. is pleased to announce that the following leading stations have installed, or plan to install, Kahn AM Stereo Exciters:

New York
WABC* (FCC Tests)
WNBC**

Baltimore
WFBR** (FCC Tests)

Pittsburgh
KDKA* (FCC Tests)

Philadelphia
WFIL* (FCC Tests)

Washington, D.C.
WMAL*
WGMS**

Houston
KILT**
KULF**

Dallas
KAAM**

Miami
WVCG**
WGBS**

Orlando
WDBO**

Columbus
WCOL**

Denver
KIMN**

Atlanta
WQXI**

Birmingham
WSGN**
WATV**

Memphis
WHBQ**

Charlotte
WBT**

Richmond
WRVA**

Savannah
WSGA**

Chicago
WLS*
WMAQ**
WGN**

Boston
WBZ*
WHUE**

Salt Lake
KSL**

Logan
KVNU**

Tulsa
KVOO**

Kansas City
KCMO* (FCC Tests)
KMBZ**

Seattle
KIRO**
KJZZ**
KAYO**

Eugene
KUGN**

Greensboro
WBIG**

Rochester
WBBF**

Syracuse
WFBL**

Phoenix
KOY**

Canada
CHED* (DOC Tests)
CKY** (DOC Tests)
CKXL**
CKLG**
CJJD** (CHAM)
CHAB**

Los Angeles
KHJ* (FCC Tests)
KDAY**

San Francisco
KFRC* (FCC Tests)
KNBR**

San Antonio
KTSA* (FCC Tests)

St. Louis
WIL**

Omaha
WOW* (FCC Tests)

Ft. Wayne
WOWO*

Ft. Smith
KFSA**

Charleston
WKAZ**
WCSC**

Hartford
WTIC**

New Haven
WELI**

Worcester
WFTQ**

Paducah
WKYX**

Bristol
WFHG**

Toledo
WSPD**

Grand Rapids
WOOD**

Milwaukee
WEMP**

Mexico
XTRA* (Govt Tests)
XEHL* (Govt Tests)
XEOY* (Govt Tests)

* Units already at station.

** Stations who granted us permission to announce their plans to equip.

Kahn Communications, Inc. • 839 Stewart Avenue • Garden City, N.Y. 11530 • (516) 222-2221

Circle 194 on Reader Service Card

BM/E's ENG/EFP/EPP HANDBOOK

THE MOST AUTHORITATIVE, COMPREHENSIVE GUIDE TO THE TECHNOLOGY AND TECHNIQUES OF THE 80'S.

THE DEFINITIVE SOURCE for video equipment evaluation selection and acquisition. Published by BM/E — Broadcast Management/Engineering, this guidebook is designed to be the authoritative text on the entire subject of electronic journalism, field production and post-production in the 80's. A primer for newcomers, and advanced report for professionals, the Handbook is organized to allow you to select the proper equipment for any operation — from the simplest to the most complex — and plan for expansion as your production requirements grow.

FACTUAL. In 570 fact-filled pages, liberally illustrated with photos, diagrams and charts, the Handbook offers detailed analysis of existing equipment and systems, probing strengths and shortcomings of current product design and covering key parameters for product comparison. It offers guidance in long range organization and systems planning, as well as predictions about emerging technology and trends. Authored by C. Robert Paulson, this video production handbook is written in an informal style that satisfies the needs of both the technical and non-technical reader.

ESSENTIAL. With constant changes in technology and the proliferation of products, there are no "simple" purchasing decisions in the ENG/

EFP/EPP market. With each buying decision impacting on plans for the future, you need all the help and advice you can get. Now. Whether you're technical or non-technical, operations or management, this book is your required reference for coping with the "digital decade," for assuring productivity and profitability in your operations, now and in the future.

CONTENTS

Part I — Overview

- Chapter 1. What's Happening in TV Communication
- Chapter 2. Communication System Organization
- Chapter 3. Trends in Communication Systems

Part II — Electronic Field Production

- Chapter 4. Cameras, Lenses and Lighting
- Chapter 5. Video and Audio Recorders
- Chapter 6. Field System Accessories
- Chapter 7. Planning & Acquiring ENG/EFP Systems

Part III — Electronic Post-Production

- Chapter 8. Editing Systems and Controllers
- Chapter 9. Video Signal Processing — Switchers
- Chapter 10. Video Signal Processing — TBC's/Quantels
- Chapter 11. Audio Signal Processing — Studio Audio/PCM/etc.
- Chapter 12. EPP System Accessories
- Chapter 13. Planning & Acquiring EPP Products

Appendices

- A. Public Policy & Technological Developments
- B. TV Standards
- C. Bibliography & Reference Section

ORDER NOW. LIMITED EDITION.

PLEASE SEND _____ COPIES OF BM/E's ENG/EFP/EPP HANDBOOK @ 39.95 EACH.
IF CHECK ACCOMPANIES ORDER, PUBLISHER PAYS POSTAGE AND HANDLING.

CHECK ENCLOSED \$ _____ NAME _____
 CHARGE TO MY — BANKAMERICARD TITLE _____
VISA — MASTERCARD
_____ COMPANY _____
EXP. DATE _____ CITY _____ STATE _____ ZIP _____

Make check payable to Broadcast Management/Engineering

NY State Residents add 8% sales tax

BM/E — 295 Madison Avenue, New York, N.Y. 10017

BROADCAST EQUIPMENT

Tascam Four-Track Portastudio 250


The new Model 244 is a more versatile unit than its popular predecessor, the 144. The new unit has four-track simultaneous recording capability that, together with the four-channel tape out-



puts, permits cassettes to be copied from one unit to another. Each of the four inputs has a two-band parametric sweep equalizer and dbx noise reduction, with peak overload LEDs on each input and on left and right mixing buses. The auxiliary mix is now four in by two out with pre/post/off switching for use on an echo/effects send or for additional cue feed. A remote punch-in/out jack accepts optional RC30p foot switch. TASCAM, TEAC CORP.

VAC Announces Video Squelch 251

Video Squelch, an automatic fault monitor and signal switch, monitors either a main video feed for S/N degradation below a customer set level, or for




complete loss of valid video signal. If either fault occurs, an alternate video source is selected and built-in visual and audible alarms operated. An automatic 110 V switched power source removes power from auxiliary equipment when a fault occurs. The unit resets automatically when acceptable video transmission resumes. Time delays from 0.5-30 seconds for either defect are customer adjustable. Applications include unattended control of re-

mote repeaters, automatic alternate best feed selection in cable and satellite distribution systems, and continuous signal monitoring in industrial broadcast applications. Stand alone unit, under \$700; a rack-mount adaptor is available. VIDEO AIDS OF COLORADO.

Audiorack from Logitek 252

The console is a complete studio quality unit designed primarily for ENG, news-rooms, or editing booths. The 5½-inch high rack mounted unit features audio rack feeds to independent output channels from six inputs, five of which can



be either mic or line level. The sixth can be switched between mic level source and an internal tone generator. Audio follow and remote start capability are also included as well as cueing, distribution outputs, and full two-channel metering. Options include 12 Vdc powering capability and carrying case for remote use. LOGITEK ELECTRONIC SYSTEMS, INC.

MCI Unveils New Mixer 253

The new JH-800 general purpose audio console, to be previewed at the AES convention in Montreaux, is suitable for broadcast, production, sound reinforcement, or location recording. The small, lightweight 12-channel mixer offers specifications similar to MCI's bigger studio consoles and contains 12 input modules capable of both mic and line inputs. Each input includes a three-band equalizer with high-cut and low-cut filters as well as dual stereo mix and four sends. Level control is done with 83 mm VCA controlling faders with four groups selectable. Each input module includes a line output for multi-track recording or auxiliary feeds. Metering on vacuum fluorescent displays is provided for each mix pair, the four sends, and the built-in compressor limiters. MCI, INC.

**For more information
circle bold face numbers
on reader service card.**

Broadband Panel Antenna from Shively Labs 254

This new FM CP antenna is designed for multistation requirements and has a VSWR of 1.1:1 or better across the entire FM band. A variety of directional



patterns are available, maintaining a circularity of ± 2 dB. The antenna consists of a series of panel modules assembled into levels that are added one on top of the other to achieve the desired gain. Although designed for severe climates, the Model 6010PB is available without radomes in a low windload version. SHIVELY LABS.

TV Studio Memory Control from PAC 255

Faster setups and automatic positioning repeatability are possible with this new TV studio machinery control using a



microprocessor memory. Up to 240 separate, motorized winches can be positioned, as well as lighting and scenery risers with fingertip control. Ninety-nine cues can be placed in memory and can be recalled as required. Every cue can store up to four separate machine numbers, each with preset speed and position. PETER ALBRECHT CORP.

Broadcast Equipment

Bonneville Audio Distribution System 256

The PC-1 distribution amplifier offers state-of-the-art electronic design that features the 990 op-amp and Jensen transformers. Each of the 16 outputs is selectable for line or mic level, and the unit is suitable for use in mobile vans



and for interfacing large audio systems and isolating feeds in applications when ac ground currents present problems. BONNEVILLE PRODUCTIONS.

Noise Reduction from MicMix 257


The Dynafex D-2B is a new noise reduction system that does not require any encoding or decoding, allowing the unit to reduce noise on any audio source. The D-2B is a two-channel system that is capable of reducing noise by up to 30 dB or more. Each channel has a threshold control that determines at



what signal level maximum noise reduction occurs. The unit can be adjusted for reference levels of +8, +4, 0, or -10 dB, permitting interface with broadcast, recording studio, and consumer equipment. MICMIX AUDIO

"Unisyn" Synchronizer from Ampex 258

This synchronizer for audio tape and videotape transports is a modular system with one Unisyn required for each controller and transport to support any post-production requirement, locking up to 16 transports in sync. The intelligent interface software automatically adapts to transport dynamics for optimum cuing and fast lock up and is



adaptable to any VTR or ATR with a remote control port. It has been designed with a digital serial communications port that permits interconnection to all standard mini- and microcomputers. It will also interface with the Ampex ACE editing system. The control panel can also be remotied. AMPEX CORP.

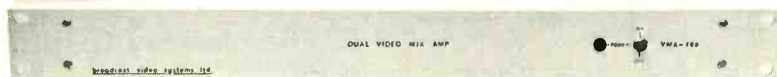
Animation System from Lyon Lamb 259

The VAS III, a new 3/4-inch video animation system, incorporates the latest advances in VHS cassette formats for



the testing of animation, special effects, puppets, and pixilation. It can also be used as a production tool for shooting storyboards and animatics. The frame-by-frame recording system

A VERSATILE ADD-ON VMA-400 DUAL VIDEO MIX AMP



- Two independent, stand alone video mix amps complete with remote control panel and tally outputs
- Add two levels of mix to any video system: production switcher, routing switcher, edit suite
- Optional auto-mix and audio-follow

broadcast video systems ltd.

1050 McNICOLL AVE., UNIT 15, AGINCOURT, ONTARIO M1W 2L8 TEL. (416) 497-1020 TLX.065-25329

Circle 196 on Reader Service Card

When accuracy Counts...Count on Belar for AM/FM/TV MONITORS



BELAR
AM MODULATION MONITOR

BELAR CALL ARNO MEYER (215) 687-5550
ELECTRONICS LABORATORY, INC.
LANCASTER AVENUE AT OORSET, DEVON, PA. 19333 • BOX 826 • (215) 687-5550

Circle 197 on Reader Service Card

NEW! Book VIDEOTAPE EDITING

Videotape Editing Communications With Pictures And Sound answers every videotape editing question:
When to edit? When to (and when not to) use a dissolve or wipe? How to cut? How to use complex sync role editing and audio sweetening? How to affect the mood and pace of a show? Why and how to perform computer editing without losing creative control? It even takes the mystery out of time code and user bits.
Beginning editors, experience pros, film editors, and media managers will all appreciate *Videotape Editing*. This new book is your guide through the world of computer assisted videotape editing.
Videotape Editing Communications With Pictures And Sound By Michael D. Sbetter
• 165 pp. • 144 illus. • 6"X9" • Hardbound
Order Today!
Brochure Available
(312) 364-1900 Ext. 825
Major Credit Cards Accepted

SE Swiderski Electronics Inc.
Audio Video Engineers
1200 Greenleaf Ave. • Elk Grove Village, IL 60007

Circle 198 on Reader Service Card

provides an instantaneous method of viewing stop-action tests before committing to final production. VAS III has switchable recording speeds of 24 or 30 fps and selectable frames per recording from 1 to 99. The complete system includes recorder with built-in microprocessor, B&W camera with 5:1 zoom lens, and nine-inch B&W monitor
LYON LAMB.

Fluke Oscilloscope Calibration 260


Along with calibration generator software, the Fluke 7410A system includes procedures for three popular scopes: the Tektronix 465B, 475, and the Philips PM 3212. In a single day the



system can be installed and begin functioning with its extensive software package. It automatically prompts the user through turn-on, procedure writing, calibration location, and adjustment and verification instructions. It can be geared to any level needed—from unskilled operator to qualified technicians. A procedure generator/editor software package is included, helping the operators to translate manual calibration routines into working automated procedures. JOHN FLUKE MFG. CO.

New Recording Tape Lengths from Sony 261

Sony's V-16 High Band Master Videotape Series has been expanded to include two new products that offer 18- and 188-minute recording lengths. The series uses high-energy cobalt dioxide magnetic particles for wide frequency response, and the binder system improves durability in demanding applications. The V-16B tape is wound on Sony's aluminum flange with NAB standard hubs. The 18-minute length



has a reel size of eight inches, and the 188-minute length designed for Sony's BVH-1180 VTR, uses a 14-inch reel. SONY CORP.

Standby Power from Topaz 262

The Source 2, a new standby power system with sine wave output, is a portable compact backup power supply that provides sine wave ac power to meet the full power requirements of sensitive computer-based equipment. The unit is installed between the power line and the user's equipment and automatically provides a steady supply of ac power when line voltage drops lower than 15 percent below nominal. Actual backup time depends on equipment but typically exceeds one hour, allowing suffi-

**For more information
circle bold face numbers
on reader service card.**

**MONEY
For . . .**

- EQUIPMENT LEASING
- ACCOUNTS RECEIVABLES
- PURCHASES/MERGERS
- NEW VENTURES
- CABLE SYSTEMS
- LPTV
- MULTIPOINT DISTRIBUTION
- VIDEO & AUDIO PRODUCTION
- PROGRAMING
- SATELLITE NETWORKS

PGA FINANCIAL SERVICES, LTD.
BOX 4078 DEPT. BME
BROOKINGS, OR 97415
(503) 469-6296


U.S. 800-854-2003 EXT. 5128
CA. 800-522-1500 EXT. 5128

Circle 199 on Reader Service Card

**FIGHT
CLEAN
AND WIN.**

Increased use of carts makes tape noise reduction more critical than ever in your fight to stay competitive. With dbx Type II Noise Reduction, you have an affordable way to get high quality sound whether you're into classical music or drive-time rock. Our new Model 941 offers two channels of encode, the new Model 942 two channels of decode. Combine them for simultaneous encode/decode. Get up to 16 channels in one 5 1/4" high rack mount frame. Broadcast noise reduction is the latest addition to the dbx 900 Series modular signal processors. All interchangeable, all compatible. See your dbx Pro dealer, or write for complete technical information.

*Manufacturer's suggested retail price. Model 941, Model 942, \$270.




Model 941 Encoder and Model 942 Decoder

dbx, Incorporated, Professional Products Division,
71 Chapel St., Newton, Mass. 02195 U.S.A.
Tel. (617) 964-3210, Telex: 92-2522. Distributed in
Canada by BSR (Canada) Ltd., Rexdale, Ontario.



Circle 200 on Reader Service Card

Broadcast Equipment



cient time to attend to computer shutdown. Topaz standby power systems are available in rating of 200 VA and 400 VA, with short-circuit protection. The 60 Hz models are also available. TOPAZ, INC.

Sencore Waveform Analyzer 263

The SC61 is, according to the manufacturer, the first instrument to fully integrate a digital readout with the waveform analyzing capability of a high-performance oscilloscope for measurements that are 10 times faster and more accurate than with a conven-




tional scope. The unit makes all measurements through one probe, including digital readout of dc volts, peak-to-peak volts, frequency, and time. The display portion of the analyzer is a post-deflected dual-trace CRT that has a dc to 60 MHz (± 3 dB) bandwidth, useful to 100 MHz. SENCORE, INC.

Speed Search Module from AVR 264

The VSM-1 Speed Search Module is a new accessory from AVR Engineering for Sony 2860/2260 series U-Matic editors and RM-440 controller. This compact module allows searching for edit points at five speeds in both forward and reverse, from one-twentieth to three times normal. The VSM-1 can be installed easily in less than an hour and comes with comprehensive instruction book. AVR ENGINEERING.

Polyform Adjustable CRT Platform 265

This new platform easily adjusts height, tilt, and direction of any CRT



terminal. The Tilt/Swivel Ergonomic Platform features infinitely variable two-dial adjustment that optimizes the CRT-operator interface. Offered in two sizes, the platform provides up to 18-degree biaxial tilting to reduce glare, 360-degree swivel, 5-inch elevation, and 250-pound capacity. POLYFORM CORP.

New Design for Bal Cases 266

The new Bal case is molded from Aero-Lan with integral ribs for strength. Recessed steel handles and latches, piano hinge, and aluminum

SOUND UNSEEN THE BEYER MCE 5

Voice and appearance are key to a news announcer's success. Beyer benefits both with its MCE 5 electret condenser mic. A matte-black omni so tiny it's virtually invisible. Full 20-20,000Hz range projects the vital presence of the speaker, uncolored, undistorted. Unique floating element eliminates clothing noise. Removable windscreen for outdoors. 62dB S/N. 116dB overload. 700-ohm balanced output for professional performance. Phantom or self-powered, also available in a variety of connector configurations to meet every application requirement, including wireless.

Visit your
local Beyer
dealer today.



ACTUAL
SIZE.

beyer dynamic 

BEYER DYNAMIC, INC.
5-05 Burns Avenue, Hicksville,
NY 11801 • (516) 935-8000

Circle 201 on Reader Service Card



tongue and groove closure further assure long case life. Internal contour-cut cushioning envelopes the camera or recorder in soft polyurethane foam. The cases also come with removable swivel wheel casters that store neatly inside the case during shipment. Several case sizes are available with different interiors to fit many of today's cameras and VCRs. WILLIAM BAL CORP.

New Company Offers New Cartridge 267

Megasonics, Ltd., a newly established company under the direction of Dr. Sao Zaw Win, has introduced the MC-10 moving coil cartridge. Its first product, the MC-10 has unique features such as



the cut and shape of the diamond stylus, along with other changes in the cantilever, core, and armature design. Suggested price, \$400.00. MEGASONICS, LTD.

New 70-Input Matrix 268

Utah Scientific has developed a new version of its AVS-1 routing switcher that accommodates up to 70 inputs. It has ten outputs audio and video in each 10-1/2 inch card cage. It also utilizes the company's PD-8/PS-2 redundant power supply system. UTAH SCIENTIFIC.

**For more information
circle bold face numbers
on reader service card.**

Accurate Field Strength Measurements Can Be Easy

With the Model FIM-21, electromagnetic field strengths can be measured to within 2% across the entire 535 to 1605 KHz AM band. And to intensity levels as low as 10 μ V/m. Its integral shielded antenna in the cover, front panel speaker, large illuminated mirrored meter, and ganged oscillator/receiver tuning, make it easy to operate in the field. An optional telescoping stand adds convenience. It's also a versatile instrument — use it as a tuned voltmeter for RF bridge measurements.

Contact us now for complete details on our line of field strength meters.



POTOMAC INSTRUMENTS

932 PHILADELPHIA AVE.
SILVER SPRING, MARYLAND 20910 (301) 589-2662

Circle 202 on Reader Service Card

CASES BUILT FOR THE FUTURE (OF YOUR EQUIPMENT)

Star Case



When you pack for the ultimate show whether it be across town or across the universe your equipment will land safely with Star Case.

Before your next close encounter on the road call or write:

Star Case
Manufacturing Company, Inc.
15525 South 7th Court
Orland Park, Illinois 60462
312-429-6200

Circle 203 on Reader Service Card

Advertiser's Index

ADM Technology, Inc.	C-2	US JVC Corp	81	Telex Communications	59
Amperex Electronics	93	Kahn Communications	131	Thomson- CSF/DTE	96
Ampex AVSD	8-9	Leitch	69	UNR-Rohn	29
Ampex MTD	67,88	Lenco	77	Utah Scientific	44
Angenieux Corp of America	98	Lerro Electrical	65	Videotek	47
Asaca Corp of America	43	Lexicon	101	Vital Industries	19
Auditronics	58	Logitek Electronic Systems	114	Ward Beck Systems Ltd	C-4
		L-W International	111	Whittaker	130
		3M/Corporate	4-5	Winsted	117
Belar Electronics Lab	134	3M/Scotchcart	12-13, 108-109	Yagi	117
Bell & Howell	103	3M/Audio-Visual Products	36-37, 122		
Beyer Dynamics, Inc	136	Marconi Electronics, Inc	15		
Broadcast Video Systems	134	Maxell Corp of America	107		
		McCurdy Radio Industries	C-3		
		MCI	55		
Calvert Electronics	118	MCI/Quantel	75		
Camera Mart	99	Merlin Engineering	35		
Canon USA	17	Microtrak	20		
Central Dynamics	32	Motorola	31		
Cetec Vega	22				
Chyron	72	Nady Systems	116		
Clear-Com Intercom Systems	106	NEC America	11		
CMX/Orrox	3				
Comrex	52	Orban Associates	82		
Conrac	110				
Continental Electronics	111	Peirce Phelps	25		
Countryman	30	Penny & Giles	126		
Convergence	91	PGA	135		
Crosspoint Latch	78	Philadelphia Resins	33		
		Potomac Instruments	137		
dbx, Inc	135				
Delta Electronics	18	Quantum Audio	113		
Echo Labs	16	RCA Broadcast Systems	26-27		
Elector	80	RCA E/O	23		
Electro-Voice	24	Real World Technologies	105		
ENG Corp	138	RF Technology	70-71		
		Rohde & Schwarz	49		
Fernseh	50	Sachtler	120		
Fitzco	116	Sachtler GmbH	128		
For-A	124	Schneider TV Lenses	100		
Fujinon Optical	83	Scientific-Atlanta	129		
Fuji Photo Film USA	84	Setcom	127		
		Sharp Electronics	94-95		
Alan Gordon Enterprises	127	Shure Bros.	28		
Grass Valley Group	7	Sigma Electronics	128		
		Sony Broadcast	60-61		
Harris	21	Spectrasonics	121		
Harris Video	34, 112	Star Case	137		
Hitachi Denshi American	62, 79	Swiderski	134		
IGM Trillium	30	Swintek	102		
Ikegami Electronics USA	38, 57, 104				

SALES OFFICES

BME

Broadcast Management/Engineering

295 Madison Ave.
New York, New York 10017
Telex: 64-4001

Eastern & Midwestern States

295 Madison Avenue
New York, New York 10017
212-685-5320
James C. Maywalt
Denis J. O'Malley

Western States

300 Broadway
Suite 20
San Francisco, CA 94133
415-421-7330
William J. Healey
18008 Skypark Circle, Suite 260
Irvine, CA 92714
Bob Hubbard

United Kingdom/Europe

Chilberton House
Doods Road
Reigate, Surrey, England
Telephone, Reigate 43521
Browyn Holmes
Derek Hopkins

Japan/Far East

Eiraku Building
1-13-9, Ginza,
Chuo-Ku, Tokyo 104 Japan
03 (562) 4781
S. Yasui
K. Yamamoto

MOBILE ELECTRONIC JOURNALISM

FIELD TESTED VANS AND FOUR
WHEEL DRIVE DESIGNS TO MEET
YOUR ENG/EPF REQUIREMENTS.
QUALITY • RELIABILITY • ECONOMY

E-N-G CORPORATION

1009C SHARY CIRCLE • CONCORD, CA 94518
(415) 798-4060





Quality audio is easy...if you start with all the right pieces.

Let McCurdy put it all together!

You're looking at picture-perfect audio. 'All the pieces fit', so the saying goes. And the beauty of it is, McCurdy can put this complete system to work for you right from the start.

McCurdy begins by choosing and supplying the best components for the job. Like our turntable systems... the only turntables designed specifically for broadcast. Plus a virtually unlimited range of consoles, such as the SS8816 shown here, to meet any broadcast application. And a wide variety of tape configurations, turrets and/or jackfields and auxiliary equipment to meet the needs of each system.

Then McCurdy packages the parts in custom housings complete with woodwork and trim. Each finished product incorporates the best names from every audio discipline. And because McCurdy puts it together, they guarantee the results.

Let McCurdy give you the complete picture on quality audio. There's no secret to putting it together when you start with all the right pieces.



McCURDY RADIO INDUSTRIES
TORONTO (416) 751-6262
CHICAGO (312) 640-7077

In Our 4th Decade of Service
to the Broadcast Industry

Circle 205 on Reader Service Card

Contemporary reflections!

A dazzling new performer has captured the spotlight in the sophisticated world of contemporary sound.

Reflecting industry demands for comprehensive facilities, and studio reproduction quality in a transportable console, Ward-Beck presents the WBS T1202.

Another classic example of Ward-Beck's flawless dedication to engineering excellence!



First by Design.



Ward-Beck Systems Ltd., 841 Progress Avenue, Scarborough, Ontario, Canada M1H 2X4.
Tel: (416)438-6550.

Ward-Beck Systems Inc., 6900 East Camelback Road, Suite 1010, Scottsdale, Arizona 85251.