

DECEMBER 1983

\$3.00

# BME

BROADCAST MANAGEMENT/ENGINEERING

P R E S E N T S

# THE BEST IDEAS

NO LITIGATION AND FACILITY COMPETITION

# IN

# STATION & FACILITY DESIGN

0702 0371505 41 31  
 DIR DENBROOK  
 KUDW OF RADIOD  
 325 CM-U OF WASHINGTON  
 SEATTLE WA 98195

DIR



# ADM most wanted...

for first class performance and reliability

Now with four versions, the larger ADM® audio consoles are even more valuable in television production and post-production. These are the new ADM 2442, 2483, 3242 and 3283 models. Each has a distinctive range of functions, which permit tailoring to your specific requirements in a standard console mainframe. As with all ADM consoles they are designed with up-to-the-minute audio technology and engineered to provide years of maintenance free operation.

What other console manufacturer is so confident in the quality and reliability of their product that they can back every console with an exclusive 5-year warranty? No one but ADM. Our constant innovation and up-grading of quality is your assurance that whatever direction audioproduction takes, ADM will continue to be on top of the "most wanted" list.

For specific information, contact  
ADM Technology, Inc. - The  
Audio Company - 1626 E.  
Big Beaver Road, Troy,  
MI 48084, Phone  
(313) 524-2100.  
TLX 23-1114.



**ADM** The  
Audio  
Compa

WEST CENTRAL  
SALES  
(817) 467-2990

WEST COAST  
SALES  
(415) 945-0181

MAIN OFFICE AND  
EAST COAST SALES  
(313) 524-2100



# CRL AUDIO . . . NOW PLAYING COAST TO COAST IN AM STEREO.



It all started last year with the Delco tests at WIRE in Indianapolis. CRL was asked to provide an AM Stereo processor. After months of research and testing and working with our customers on prototype models, CRL AUDIO is now shipping the SMP 900 AM Stereo Matrix Processor. The first production unit was installed at KFI in Los Angeles in September. The results were outstanding. Not only is the stereo sound exceptional, but the MONO signal

has never been better. Other customers, like WSM in Nashville (Home of the Grand Ole Opry), WJR in Detroit, WSB in Atlanta, CFRB in Canada selected the CRL system . . . (see map for others).

We invite you to compare CRL to ANY other system on our FREE two week trial plan. Call Bob Richards at 800-535-7648 for complete information. Improve your mono signal today and be ready for stereo tomorrow.

(602) 894-0077  
(800) 535-7648



THE PROCESSING SPECIALISTS

Season's Greetings From Your Friends At

**Circuit Research Labs, Inc.**

3204 S. Fair Lane  
Tempe, Arizona 85282

Circle 100 on Reader Service Card

[www.americanradiohistory.com](http://www.americanradiohistory.com)



# NOW ANIMATION CAN TICKLE YOUR MONEY BONE.

ANNOUNCING THE WORLD'S FIRST STILL-FRAME VIDEOTAPE RECORDER: THE SONY BVH-2500.

There's nothing funny about doing animation, animatics, computer graphics, video disc mastering, slide storage or time-lapse recording on videotape.

It's pure, unadulterated, time-consuming work.

But now Sony has created the BVH-2500, a 1" VTR that will do in minutes what used to take hours. And in so doing will have you laughing all the way to the bank.

The BVH-2500 retains all the outstanding qualities of the BVH-2000, but it also offers an invaluable array of special-purpose functions. Like still recording, step recording and slow recording.

To record still frames, for example, instead of waiting for the machine to click, reverse, whirl, click, click, go forward and then record, it simply goes click, record. There's no wasted time. No wasted effort. You'll think you're working with film.



And the profit potential is massive. Because the Sony BVH-2500 will keep your editing costs way down and your productivity way up.

Plus, like the BVH-2000, the Sony BVH-2500 does something else that will put a smile on your face. It works, right out of the box.

If you'd like to have a few good laughs at your competitor's expense, come and try the ultimate in VTR's: the BVH-2500 from Sony.

For more information (and there's a lot more to know about video recorders) in New York/New Jersey call Sony at (201) 833-5350; in the Northeast/Mid-Atlantic (201) 833-5375; in the Midwest (312) 773-6045; in the Southeast (404) 451-7671; in the Southwest (214) 659-3600; in the West (213) 841-8711.

**SONY**  
Broadcast







# PROGRESS



## Grand Slam!

Videotek covers all the bases with compact Distribution Amplifiers: Video, Audio, Pulse, and Subcarrier. Available in singles or rackmounted triples. Come home to Videotek.

# BY DESIGN

125 N. York St., Pottstown, PA 19464  
(215) 327-2292. TWX: 710-653-0125



9625 N. 21st Dr., Phoenix, AZ 85021  
(602) 997-7523. TWX: 910-951-0621

**VIDEOTEK INC**

Circle 101 on Reader Service Card

## NEW FM AND TV FIELD STRENGTH METER FIM-71

- Accurate — Direct Reading — Volts or dB ■ 45 MHz to 225 MHz — Continuous Tuning ■ Peak or Averaging Detector (switch selectable) ■ Wide or Narrow IF Bandwidth (switch selectable) ■ 20 dB or 60 dB Meter Range (switch selectable)
- AM or FM Demodulator (switch selectable) ■ Calibrated Dipole Antenna, Mounted on Case for Near-Ground Measurements or Removable for TASO Measurements ■ 140 dB Measurement Range (1  $\mu$ V to 10 V) ■ 4 1/2-Inch, Mirrored Scale, Taut-Band Meter
- Front Panel Speaker
- Recorder Output
- Rugged, Portable Package ■ Calibrated Signal Generator, 45 MHz to 225 MHz
- Battery or External Power ■ Use as Signal Source/Selective Voltmeter for Insertion Loss Measurements of Filters, etc. ■ Measures FM Harmonics to -80 dB



CONTACT US FOR DETAILS.

# POTOMAC INSTRUMENTS

932 PHILADELPHIA AVE.  
SILVER SPRING, MD. 20910  
(301) 589-2662

Circle 102 on Reader Service Card

# BM/E

BROADCAST MANAGEMENT/ENGINEERING

Publisher  
**Charles C. Lenz, Jr.**  
Editor Emeritus  
**James A. Lippke**

Editorial Director  
**Gerald M. Walker**

Editor  
**Robert Rivlin**  
Senior Associate Editor  
**Eva J. Blinder**  
Associate Editor  
**Tim E. Wetmore**  
Copy/Research Editor  
**Allene J. Roberts**  
Assistant to the Editor  
**Douglas Damoth**  
Editorial Assistant  
**Toria Smith**

Special Assignments Editor  
**John Storm Roberts**  
FCC Counsel  
**Flood, Bechtel, Ward & Cole**  
Broadcast Financial Consultant  
**Mark E. Battersby**  
Special Projects Editor  
**C. Robert Paulson**

Production Director  
**Janet E. Smith**  
Advertising Coordinator  
**Dana L. Kurtz**  
Art Director  
**Edwin Torres**  
Creative Consultant  
**Mark Rogan**

Associate Publisher  
**Neal Wilder**  
Marketing Services Director  
**Liz Schroeder**  
Marketing Assistant  
**Elaine Alimonti**  
Reader Service  
**Sharon Porges**

Controller  
**Michael J. Lanni**

**BROADBAND INFORMATION SERVICES, INC.**  
295 Madison Ave., New York, N.Y. 10017  
212-685-5320, Telex: 64-4001  
Publishers of:  
**BM/E—Broadcast Management/Engineering**  
**BM/E's World Broadcast News**

**★ABP** **▽BPA** **BME BROADCAST MANAGEMENT ENGINEERING** (ISSN 0005-3201) is published monthly by Broadband Information Services Inc. All notices pertaining to undeliverable mail or subscriptions should be addressed to 295 Madison Ave., New York, NY 10017. BME is circulated without charge to those responsible for station operation and for specifying and authorizing the purchase of equipment used in broadcast facilities in the U.S. and Canada. These facilities include AM, FM and TV broadcast stations, CATV systems, ETV stations, networks and studios, audio and video recording studios, telecine facilities, consultants, etc. Subscription prices to others \$24.00 one year, \$36.00 two years. Foreign \$36.00 one year, \$60.00 two years. Air Mail rates on request. Copyright 1983 by Broadband Information Services, Inc., New York City. Second class postage paid N.Y., N.Y. and additional mailing offices.





**ONE OF THE FEW EFFECTS YOU CAN'T DO  
ON THE EXPANDED E-FLEX SYSTEM.**

**YET.** We're working on it, though.

In the meantime, almost anything else you can think of *is* possible. Because we've just expanded the E-FLEX DVE® system with a new Perspective/Rotation accessory. So now, you can rotate images through all three axes. Add depth through perspective. Combine those effects with basic E-FLEX effects including split, compression, mosaic, Multi-move, and trajectory. And store it all on NEC's bubble memory cartridges.

We can't resist noting that our new capabilities make E-FLEX the virtual equivalent of systems costing far more. But more importantly, they make E-FLEX an instrument of almost limitless possibilities. One that takes only a few hours to master—and perhaps a lifetime to fully explore.

What's more, the E-FLEX system is modular. So you can buy it all at once, or start small and add later. And as we develop more capabilities, you'll be able to plug them right in.

To find out what E-FLEX can do now, call NEC at 1-800-323-6656.

By the time you call, we may have perfected the effect in the picture.

**NEC**

**IMAGINE WHAT WE'LL DO NEXT**

NEC America, Inc., Broadcast Equipment Division  
130 Martin Lane, Elk Grove Village, IL 60007. In Illinois: 312-640-3792

Circle 103 on Reader Service Card

# BME

BROADCAST MANAGEMENT/ENGINEERING

DECEMBER 1983 VOLUME 19/NUMBER 12

## NINTH ANNUAL BEST STATION AND FACILITY DESIGN COMPETITION

The best ideas in new studio designs

43



### TELEVISION

KUMV-TV	44
WTVN-TV	45
WPEC-TV	48

### FM RADIO

KSEA-FM	78
WKYS-FM	79
WNWC-FM	84

### TELEPRODUCTION FACILITIES

PACIFIC VIDEO	54
EMPIRE VIDEO	55
NATIONAL VIDEO CENTER	60

### AM/FM RADIO

KNSI-AM/ KCLD-FM	90
WKXJ-AM/ WCKQ-FM	91
WKOP-AM/ WAAL-FM	94

### AM RADIO

WRC-AM	66
KNX-AM	67
CKSP-AM	70



### DEPARTMENTS

**Editorial** 8  
Standards Machinery

**Broadcast Industry  
News** 12

WBRE Trims Repair Bill by  
Assigning News Gear; New  
Digital Standard Announced  
at AES; Rivera Blasts  
Proposed 7-Station Rule  
Repeal.

**Radio Programming  
and Production** 27

Programming Conference  
Debates Radio's Future

**Television  
Programming  
and Production** 33

"Go-Anywhere" Camera  
Survives Hazardous Duty

**FCC Rules and  
Regulations** 101

**Advertiser's Index** 106

**Broadcast Equipment** 109  
New Audio Equipment


**Business Briefs** 116

COMING IN

**JANUARY**

SPECIAL REPORTS:  
WEATHER SYSTEMS,  
AUDIO EFFECTS





## Ramko Research Explodes The Reel To Reel Versus Stereo Tape Cartridge Myth!

**FACT:** There is now a stereo cartridge system so advanced that you can't tell the original material from the reproduction. A system that performs like a professional reel to reel, yet has all the advantages inherent in the tape cartridge format. The PhaseMaster from RAMKO RESEARCH. The only cart system in the world that allows AM or FM to program in full stereo. Spots, special effects, Beethoven, or hard rock. Consistently, everytime, cart to cart, machine to machine. Not only that, but there are over 300 systems that have been field proven for the last 1½ years. No bugs, no surprises. What you see and read about is what you get.

**MYTH:** Tape cartridges do not have the mechanical stability nor precise enough guidance systems to produce truly high quality, wide separation, stereo.

**FACT:** The new PhaseMaster completely eliminates this problem via its exclusive electronic, real time, tape path and phase correction circuitry. No pretesting of carts or adjustments to make. It is so sophisticated and responsive that you can actually bend, twist and move the cart in and out while playing, without any discernable difference between the original source material and that which is being reproduced. In fact, in all of

our demonstrations to broadcast managers and engineers, none could tell the difference between an A/B comparison of the record played and that simultaneously reproduced on the PhaseMaster. In addition, this exact reproduction will be repeated on any other PhaseMaster, regardless of head and tape guide alignment (within reason) or cart warpage. No other machine in existence, reel to reel or cart, has this ability.

**MYTH:** Only reel to reel provides the low noise and distortion, and the wide response demanded by my listeners.

**FACT:** We are willing to match the PhaseMaster against anything you are currently using or anticipate buying. Judge for yourself or ask for our comparison guide. We believe you'll agree with us (and our competitor's engineers), that RAMKO has indeed advanced the state of tape cartridge technology far beyond what was believed possible.

**TO SUM IT UP:** If you are stereo formatted and looking for the best, most effective way to program your station, then the PhaseMaster is your answer. Whether it's highbrow or punk rock, you will experience the best of both worlds with all the quality demanded by even your most discerning listeners.

Find out for yourself the whole PhaseMaster story. From its superior mechanics for long term wear and stability, to the totally unique phase correction circuitry and 2 year warranty.



Contact your nearest rep or dealer today, or call RAMKO RESEARCH toll free, (800) 821-2545, for your full color, descriptive brochure. Hurry though, your competition may have already ordered theirs.

**RAMKO RESEARCH**

11355-A Folsom Blvd.  
Rancho Cordova, California 95670  
(916) 635-3600 Telex: 176493 RAMKOSAC

© 1983 Ramko Research

Circle 104 on Reader Service Card

[www.americanradiohistory.com](http://www.americanradiohistory.com)

## Standards Machinery

**N**ot since the advent of LP recording and color television has the standards-making process been so important to broadcasters and to consumers. Yet there is growing concern that the machinery for setting standards in this country is not adequate for the task. Within a couple of weeks two of the industry's most influential spokesmen addressed the standards issue before two influential technical organizations, the IEEE and the SMPTE. Both speakers, Joe Flaherty of CBS and Julie Barnathan of ABC, warned that in this period of rapidly changing technology, drawing up standards must proceed at full speed.

It would be easy to blame the FCC for the recent fiascos concerning AM stereo and teletext standards, but industry and its standards machinery are also at fault for failing to agree. We see similar problems developing over stereo TV, digital audio, and high definition television, to name a few.

Another problem that requires immediate attention is the weeding away of obsolete and restrictive standards, an undertaking that the FCC is pressing. Here too, the wheels turn slowly—if at all.

As Flaherty pointed out, a standard is an agreement, not an immutable law, and as such can and should be changed. Barnathan reminded his audience that fancy new equipment is only good in the hands of creative people, but lack of standards reduces their efficiency. Both men are leery of so-called marketplace decisions on standards, fearing that they only lead to confusion and delay.


What is to be done? We fully agree that the FCC should clear away obsolete requirements, provided there is some form of communication with industry engineers. Actually, the initiative should come from the industry standards organizations such as SMPTE in consultation with the Commission. The mechanism for this initiative already exists in the form of the Joint Committee for Inter-Society Coordination (JCIC), composed of SMPTE, NAB, NCTA, EIA, and IEEE. (JCIC was responsible for setting up the Advanced Television Systems Committee.)

Along with the clean-up project, it is equally important for the industry to look to the future and establish standards-making machinery that can keep pace with the coming and going of technology. Few efforts are as demanding, complex, and time-consuming as standards work.

But if anyone can streamline the machinery, it is SMPTE. Since its inception back in the early days of filmmaking, SMPTE's most important goal has been standards. With the advent of television, the society continued its vital role. Today at another crucial juncture SMPTE is challenged again. The stakes are high because this country can no longer depend on its technological leadership—competition for that leadership comes from all sides. Implementing standards in a timely manner is a key part of holding the lead.



When the action's  
hard-hitting,  
Midwest and  
**Panasonic Video**  
Systems will  
put you there!



*Panasonic Gives You The Performance And Reliability You Need. Midwest Gives Them To You Fast ... And At A Super Price!*

You can depend on Panasonic Industrial video equipment to give you the performance you want and to take the hard-hitting action of mobile unit installations. That's why so many mobile production companies choose them.

If you need a mobile unit that can take in all the action ... and take all the punishment on-location shots hand out ... you need to talk to Midwest about their complete line of Panasonic-equipped mobile units. Midwest maintains a solid inventory of the complete Panasonic Industrial video line. The new WV-777 Camera shown here is but one of a wide range of components from the Panasonic Video Systems Division.

Let Midwest put you there when the action's best, with dependable Panasonic equipment in an M1 or M20 mobile unit. For information on the complete line of products at Midwest, call toll-free today.  
1-800-543-1584



**One Sperti Drive  
Edgewood, KY 41017**

Authorized Distributor  
for Panasonic Products

Circle 105 on Reader Service Card

Cincinnati, OH 606-331-8990  
Columbus, OH 614-476-2800  
Dayton, OH 513-298-0421  
Cleveland, OH 216-447-9745  
Pittsburgh, PA 412-781-7707  
Detroit, MI 313-689-9730  
Indianapolis, IN 317-251-5750  
Louisville, KY 502-491-2888  
Lexington, KY 606-277-4994  
Bristol, TN 615-968-2289  
Nashville, TN 615-331-5791  
Charleston, WV 304-722-2921  
Virginia Beach, VA 804-464-6256  
Washington, DC 301-577-4903  
Charlotte, NC 704-399-6336  
Atlanta, GA 404-875-3753  
Miami, FL 305-592-5355  
Tampa, FL 813-885-9308



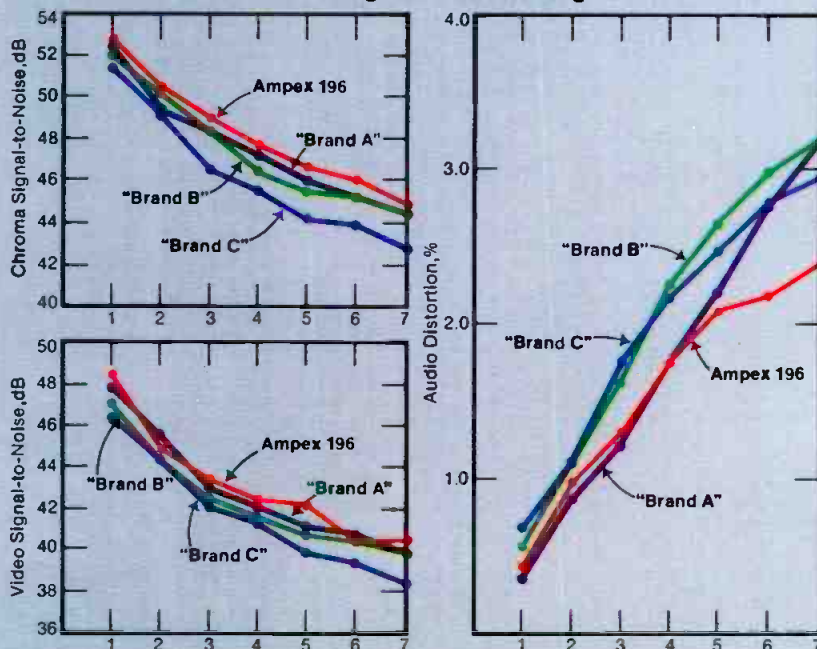
# AMPEX 196 ONE- IT'S NOT JUST ANO

## Beautiful pictures generation after generation.

The high energy formulation of Ampex 196 has been designed to give you pictures of perfection time after time. With clarity and color rendering that's truly amazing even after many generations.

Recent laboratory tests comparing signal loss after multiple generations demonstrated Ampex 196 is measurably superior in chroma signal-to-noise, audio distortion and video signal-to-noise. These tests put Ampex directly against all other leading brands in multi-generation uses.

Multi-generation Testing





# INCH VIDEO TAPE. THE PRETTY TAPE.



Even troublesome shades of red hold up brilliantly after seven generations with Ampex 196. And audio distortion is insignificant.

But don't take our word for it. Check the charts that show the test results. Better yet, give Ampex 196 your own test. You'll quickly realize why so many video professionals use Ampex 196 for mastering, editing and duplication.

To find out more about how Ampex 196 One-Inch Video Tape can make your productions look brilliant over and over again, call your Ampex representative.



## AMPEX

Ampex Corporation • One of The Signal Companies

**QUALITY WORTH BROADCASTING.**

AMPEX CORPORATION, MAGNETIC TAPE DIVISION  
401 Broadway, Redwood City, California 94063 (415) 367-3809

Circle 106 on Reader Service Card

## New Digital Standard Announced at AES

Engineering parameters governing digital audio recording standards have been endorsed by three major broadcast equipment manufacturers and a subsidiary of one. Sony Corp., MCI (a division of Sony America), Willi Studer AG, and Matsushita announced at the 1984 AES convention in New York City that they have all agreed to manufacture according to a new standard referred to as DASH (Digital Audio Stationary Head). The new format combines features of an original format jointly promoted by Sony and Studer with new developments by all three major companies.

In spite of this unifying effort by

some of the major manufacturers of multitrack digital audio recorders, there remains a standards conflict with other existing systems. Mitsubishi is committed to continue with its proprietary digital technology because of on-going success with its X-80 and X-800 digital recorders, which use a format different from DASH. Sony, too, continues with its rotary-head 1610 model, and 3M still makes its multitrack recorder, though it has been less active among broadcasters than other recorder manufacturers.

Still, the Sony/Studer/Matsushita team has extended a concerted effort to develop technologies to enhance the DASH format.

One of the new developments is Matsushita's "thin-film heads," which

have been under development for three years. The new heads and connectors will permit tape decks implementing this standard to operate under a format for low-speed recording with increased robustness in signal processing and double density recording. With double density information packing, 48 signal tracks and four auxiliary tracks can produce 48 channels of audio on half-inch tape. DASH also takes into account the AES recommendation for standardization of the 48 kHz sampling frequency.

Another change in the original standard is the adoption of generally accepted tape speeds (i.e., 7.5, 15, and 30 ips). A sampling rate of 48 kHz is necessary to maintain such "round" tape speeds as 30 ips, since at 44.1 kHz the tape must operate at a speed of 27.96 ips. The companies will apply the new parameters to tape decks ranging from two to 48 channels and handling quarter-inch to half-inch tape.

The developers of DASH say the licensing of DASH technology is freely available to any interested manufacturer. Recommended AES/EBU standards for inputs and outputs will be maintained with DASH. Organizations supporting DASH include NHK in Japan, which has 7.5 ips machines already operating according to the new standards.

## WBRE Trims Repair Bill by Assigning News Gear

A Wilkes-Barre, PA, television station has discovered that sometimes spending money is the best way to save money. Urged on by chief photographer Charlie Hayes, Jr., in 1980 the station laid out the extra money needed to equip each news photographer with his own camera, car, tape deck, and other equipment. The result, according to Hayes, who administers the program, has been an astounding 90 percent reduction in maintenance and repair costs.

Before the plan went into effect, Hayes recalls, "there were times when we didn't have a deck or a cam-

era that worked." The station pooled its four RCA TK-76s, Sony U-Matic decks, and film gear, with the result that staffers often failed to report damage. Equipment down time was a serious handicap for the news department.

With permanent equipment assignments, Hayes says, the situation has turned around completely. Although the staff wasn't unanimously pleased at the outset, now news crew members take pride in well-kept cameras and cars. The station still pays for any needed repairs, but "peer pressure" is a potent force against equipment abuse.

If a photographer needs a piece of equipment not permanently assigned to him, he must sign for it, and the equipment is inspected on return. In addition, there are occasional spot inspections by station owner David M. Baltimore. Vice president of engineering Charles Baltimore also plays an active role; says Hays, "Our guys are told to assume that Charles Baltimore is hiding behind every bush."

Almost always, the inspections reveal impeccably maintained equipment. The outlay for new equipment—two new TK-76s and Sony BVU-50s, in addition to recently acquired Hawkeyes—has more than paid off for the station, Hayes asserts.

## Rivera Blasts Proposed 7-Station Rule Repeal

An FCC proposal that could significantly liberalize multiple ownership restrictions has come under fire from the single dissenting commissioner.

Commissioner Henry M. Rivera, speaking before the Texas Association of Broadcasters, charged that the rulemaking "contemplates regulatory and philosophical changes that are far too sweeping, and which carry with them too much potential for harm, for me to support it in good conscience."

The rulemaking, approved by FCC chairman Mark Fowler and commissioners Mimi Dawson and James Quello, asks for comment on several principles until now considered fundamental parts of broadcast regulation. Specifically, the FCC document wonders if, in today's market, encouraging the broadest possible media ownership might not actually limit program diver-



*WBRE-TV chief photographer Charlie Hayes (right) checks car, deck, and camera assigned to sports photographer Mark Albrecht. Albrecht's TK-76, the station's oldest, is believed by station to be the first on the air in the world.*





# One of the world's smallest digital still stores is also one of the largest.

Introducing "Snapshot" from MCI/Quantel. Only 12¼ inches high by 19 inches—including removable cartridge Winchester disk drive!

Snapshot is not only the smallest of MCI/Quantel's DLS 6000 series units—it's one of the smallest digital still stores in the world.

Snapshot lets you capture pictures from live asynchronous feeds, store up to 400 of them with titles, and replay them on demand. You can prepare and edit sequences or stacks of sequences. And you can search by title.

Need more? You can increase Snapshot's storage to 1,600 pictures. Or you can upgrade it to

a DLS 6020 with on-air cuts and dissolves. Or upgrade it further to a DLS 6030, the most powerful still store available with production effects that bring an exciting look to your stills.

If that's not enough, you can integrate up to seven Snapshots—or other DLS 6000 series units—as workstations into our Central Lending Library (CLL). Now you can store over 10,000 stills at each

workstation and have simultaneous access to 100,000 more from the CLL. Plus unlimited off-line storage on disc cartridges or videotape.

You can even include MCI/Quantel's Paint Box as one of the workstations. So you can create the finest electronic graphics ever seen in television and have them instantly available for on-air use as well as library storage.

So whether you want a small system or a big system, Snapshot is the place to start.

Call your local MCI/Quantel office for more details. Or get in touch with us directly at 415/856-6226. Micro Consultants, Inc., P.O. Box 50810, Palo Alto, California 94303.



## MCI/QUANTEL

The digital video people.

MCI/Quantel and "Snapshot" are trademarks of Micro Consultants, Inc.

Circle 107 on Reader Service Card

sity, rather than promoting it, as has been previously assumed. The commissioners suggest that the rule could act as a deterrent to the development of new networks and could limit the production of new programming by station groups.

In addition, the rulemaking proposes the separation of those ownership issues that involve First Amendment policy and those that involve economic policy. The latter—primarily antitrust considerations—might best be handled by the Justice Department, according to

the Commission.

Indicating its inclination toward deleting the seven-station rule, the majority proposed, as an interim step, “significantly” increasing ownership limits, perhaps to 36 radio and 14 television stations.

Rivera rejected the idea that present ownership limitations have discouraged alternative networks, noting, “These rules haven’t prevented the formation of 19 radio networks. They also haven’t prevented several companies from owning a complement of major

market television giving them nearly the same or comparable audience penetration as the network-owned stations.”

He added, “I am also disturbed that the Commission showed so little regard for the detrimental effect these proposed rule changes would have upon the ease of entry by newcomers to broadcasting—and upon the diversity that already exists in broadcasting.” Elimination of the rules could allow “very large media conglomerates” to “bid up the price of stations in most markets significantly, making entry all but impossible for anyone but them,” Rivera warned. Broadcasting’s “technical scarcity” and “nearly unique capacity to influence public opinion” make “rigid reliance on the free market . . . extremely hazardous in the sensitive domain of broadcast ownership.”

## Flaherty Offers Plan for TV Technical Standards

Addressing the Broadcast Technology Symposium of the IEEE, Joseph A. Flaherty, VP of engineering and development for CBS Operations and Engineering, recently called for industry-wide cooperation to develop flexible, timely technical standards for television in the U.S.

“We are today colliding with restrictive and obsolete standards,” Flaherty asserted, “and we need a wholesale review of our standards and a reevaluation of their methods of preparation and promulgation.”

Flaherty divided television standards into “professional standards,” which affect those within the industry, and “mass communication standards,” which involve the general public. The former, he said, “should continue to be voluntary standards, promulgated by industry organizations.” The industry needs to improve its performance in this area by minimizing the number of standards, streamlining standardization procedures, and considering sunset provisions to avoid obsolescence, Flaherty said.

In the area of mass communications, Flaherty suggested that standards concerned with spectrum allocation and assignment and interference protection should continue to be regulated by the FCC. Those concerning compatibility and minimum quality standards also need at least some regulation, but

## How to Build a Better Compact Professional Recorder

Follow this step-by-step guide to build your own high-performance professional recorder.



1. For your design team, hire the same engineers responsible for world's premier multi-track recorder, the STUDER A800.
2. Employ meticulous Swiss and German craftsmen for all fabrication and assembly.
3. Use solid aluminum alloy die-castings for chassis and headblock.
4. Use only professional-grade mechanical and electronic components.
5. Make your own audio heads to ensure the highest quality.
6. Include the following standard features: Balanced and floating + 4 inputs and outputs • Calibrate/uncalibrate switches • Self-sync • Tape dump • Edit mode • Full logic transport control • Servo controlled capstan motor • Front panel input and output mode switching • Universal power supply • Rack mount.
7. Provide the following options: Rugged, steel-legged console • Transport case • Monitor panel • Remote control • Vari-speed control • Balanced mike inputs

If you can do this for under \$2100\*—by all means go ahead! But first, we suggest you consult with your Revox Professional Products dealer. He'll provide you with a ready-built PR99...so you can concentrate on building your reputation as an audio professional.

### STUDER REVOX

Studer Revox America, Inc. • 1425 Elm Hill Pike • Nashville, TN 37210 • (615) 254-5651

\*Manufacturer's suggested list price \$2095.00. Contact dealer for further pricing information.

Circle 108 on Reader Service Card



# FUJINON LENSES... The Professional's Choice.

**FUJINON'S**  
**A7X7RM**  
ULTRA WIDE ANGLE  
ZOOM LENS



**Bob  
Keys**

EMMY AWARD WINNING  
FREE-LANCE CAMERAMAN

- Impressive Optical Quality
- Reliability
- Lightweight
- Easy to Handle
- Smooth Servo Control

The above features are why Bob Keys always specifies **FUJINON** lenses on location.

*"They give the added flexibility complex productions demand. Fujinon lenses are so comfortable, they feel like an old friend. Best of all, Fujinon delivers the highest performance of any lens in today's market."*



## FUJINON

For more information on the A7X7RM ULTRA WIDE ANGLE ZOOM LENS and other fine Fujinon products, contact the Fujinon office nearest you.

FUJINON INC.:	672 White Plains Road, Scarsdale, New York 10583	(914) 472-9800
	2101 Midway, Suite 350, Carrollton, Texas 75006	(214) 385-8902
	4855 Atherton Avenue, San Jose, California 95130	(408) 866-5466
	118 Savarona Way, Carson, California 90746	(213) 532-2861

Circle 109 on Reader Service Card

Flaherty commented, "making the critical choices on these standards is certainly not the unique responsibility of the FCC" and "should be shared with the industry standards organizations."

Those organizations, however, have neglected opportunities to influence the FCC in critical standards-setting actions. Flaherty noted that in two recent areas, AM stereo and teletext, industry committees set up to advise the FCC failed to recommend specific systems.

"Thus, before we complain too bitterly about the failures of the FCC," he

told the audience, "we should look for our own record and admit that for many complicated technical, political, and legal reasons, we have failed to generate these critical standards."

To resolve U.S. standards problems, Flaherty proposed "an intensive review of all existing television standards" by the EIA, IEEE, NAB, NCTA, and SMPTE, aimed at recommending which standards should be retained, modified, or dropped; proposing a streamlined method of developing and implementing standards;

developing a sunset procedure; and determining which standards should come under government regulation. "It is only in this way," he concluded, "that we can achieve a new and effective balance between market forces and technical standards."

## Wirth Bill, ACT Filing Charge Kidvid Abuses

Commercial broadcasters came under fire recently from two different sources, each charging inadequate or inappropriate programming for children. Action for Children's Television, the Boston-based advocacy group, filed a complaint with the FCC charging that eight children's programs on commercial TV were in fact program-length product endorsements and should be logged as commercials. The Saturday morning fare cited by ACT included *Monchhichis*, *Pac-Man*, and *Rubik the Amazing Cube* (ABC); *The Biskitts*, *Dungeons and Dragons*, and *Saturday Supercade* (CBS); and *The Shirt Tales* and *Smurfs* (NBC).

ACT also named six children's television specials or miniseries in its filing. The group's president, Peggy Charren, complained, "This is just the tip of the iceberg. . . . What makes matters worse is that most of the products are being advertised on children's television as well, making it hard to distinguish between products and programming." She called the new children's TV season a "disgrace."

On the legislative side, Rep. Timothy D. Wirth (D-CO), chairman of the House Telecommunications Subcommittee, has introduced a bill that would require mandatory children's educational programming. The legislation came in response to a study conducted by the subcommittee that found cartoons outnumbering educational and informational children's shows by two to one on commercial air.

The bill would direct the FCC to institute a minimum standard for educational and informational programming aimed at children, and to review the records of commercial television stations every four years to insure compliance. The proposal was quickly blasted by NAB senior vice president for research and planning John Abel, who countered that commercial television already offers an adequate level of children's shows.

**NEW!**

# BIG CLAIMS FROM THE SMALLEST CONTENDER

## The HME System 82 Wireless Microphone!



**Smallest professional body-pac transmitter made.** Weighs only 2 1/2 oz., without battery. Easy to conceal, stays in place.

**Dynamic Expansion II** — Provides highest dynamic range of any wireless microphone today (over 115dB!)

**High-impact molded ABS plastic case.** Molded-in color paint to wear off keeps its new look.

**Improved RF performance** reduces multi-system interference. Over 20 systems can be used interchangeably.

**Detachable, recessed belt clip** — Allows antenna and microphone cables to be positioned either up or down without damage to tanking.

**Easy access battery compartment** is separate from electronics enclosure. Prevents moisture and unauthorized fingers from damaging PC board.

**Color identification dot** matches transmitter to receiver, prevents confusion in multi-system applications.

**Four pin microphone connector** allows interchangeable use of dynamic, positive or negative-ground electret elements . . . no switching needed.

Rock-solid radio performance, sound quality that's indistinguishable from a cable and day-to-day reliability our competitors would rather not discuss. These are benefits our professional users have enjoyed for years. So how did HME improve the System 82 over the legendary System 22? We made it a delight to use. Look at the thoughtful convenience features above, starting with a transmitter package that's 9cc smaller than our closest competitor. We designed a belt clip that can quickly be added or removed, and which allows the transmitter to be mounted top-up or top-down for versatility. Color-coded dots match transmitters to receivers to prevent confusion in multiple-system applications; this is important since you can use up to twenty systems together now, thanks to advanced RF technology. Join the thousands of users who have put HME out in front in wireless microphone acceptance. The all-new HME System 82 is waiting for your evaluation . . . contact your nearest HME dealer or the factory for a demo.

HME also makes the world's most advanced wireless and cabled Intercom Systems.



**HM ELECTRONICS, INC.**

6151 Fairmount Ave., San Diego, CA 92120 Phone (619) 280-6050 Telex: 697-122

Circle 110 on Reader Service Card



## NTSC-Compatible HDTV DBS Scheme Proposed

The CBS Technology Center in Stamford, CT, has developed a high-definition TV broadcast system, for use with DBS transmission, that is compatible with present NTSC receivers. The system was described to the recent Broadcast Symposium of the IEEE in a paper written by Renville H. McMann, VP, advanced television; Al Goldberg, associate director, advanced television; and John Rossi, manager, digital television development.

The broadcasts would use two 24 MHz satellite channels, one carrying a compatible, enhanced 525-line signal with a 4:3 aspect ratio that could be received by standard sets, and the other carrying an augmentation signal that would combine with the first to form a 1050-line picture with a 5:3 aspect ratio. The signals will consist of time-multiplexed component video, with time compression of the two color difference signals three times that of luminance, and digital audio time-multiplexed with the video.

Reception of the image would require a two-channel receiver, which would display full HDTV quality in the center and interpolated 1050-line quality on the far left and right sides. At least four, and possibly five, digital audio signals may be transmitted with the picture. The receiver would not require expensive field or frame memories, although frame memories and progressive scanning could be used to increase the performance of second-generation receivers. Signal sources could include "production standard" 1125-line HDTV cameras and standards converters, telecine chains, and perhaps 1050-line cameras.

The announcement fits in with CBS's original DBS proposal, which envisioned an HDTV system. The network has not as yet taken any steps toward actually building a system, however. According to a spokesperson, CBS's license, granted earlier this year by the FCC, is still active.

## NRBA Show Grows in Stature and Attendance


The 1983 National Radio Broadcasters Association's annual meeting was held this year in New Orleans on October 3-5 and, to the surprise of many, the proceedings were roundly proclaimed

to have been a success. Total attendance figures at this year's convention were tallied at 4500, up from 4200 at last year's Reno show. Though the figure may not seem significant, almost all of the exhibitors stated that the attendees were attractive customers and that, in general, the 1983 convention provided "quality traffic" at the exhibits.

Increased attendance was not the only positive factor supporting the New Orleans confab. In fact, many broadcasters and equipment manufacturers

chose the NRBA convention as the venue for the release of important information concerning the industry. Some broadcasters announced format changes at the show and many new programming services were being offered, while equipment manufacturers chose New Orleans as the proper place to introduce new products.

One of the most radical shifts announced was the change of Broad Street Communications' successful WGSO from news/talk to new call letters, WQUE, and to a new format,




**SONEX is the art of shaping sound.**

**Anywhere.**

**Alpha Audio**

2049 West Broad Street  
Richmond, Virginia 23220 (804) 358-3852

Acoustic Products for the Audio Industry  
Sonex is manufactured by Illbruck/USA.



Circle 111 on Reader Service Card

Contemporary Hit radio. By January the station will be broadcasting in AM stereo using the Kahn system.

Among the exhibitors, Harris introduced the 12-channel version of its popular Medalist console, while Nautel Maine unveiled plans to move much of its manufacturing operation for solid-state transmitters from Canada to the United States. Capitol Magnetics introduced its new Audiopak AA-4 cart with a new tape formulation at the NRBA exhibit. Queried as to their reasons for putting such stock in a small show like

the NRBA, most manufacturers were positive in their responses.

Dan Wilcox of Nautel said, "I come to the NRBA because it reinforces our presence in the American radio market." Larry Cervon of Broadcast Electronics likes the NRBA because, he explains, "Right now AM stereo is one of the hottest issues in radio and it's the biggest story at this convention. This is a good place to keep pace with the action in that market."

Reflecting on the overall quality of the NRBA convention, Gene Jaeger of

Harris Broadcast stated, "We like this show. We think it's necessary for the radio people to have a separate show because it's too easy for radio to get lost at the NAB convention, where TV is dominant. We don't book many sales here, but we get a lot of useful leads and we have a forum that is smaller, more concentrated, and which gives us more time to explain our products, helping us in the future."

Engineering and business interests were well served at the show, with many engineering and sales sessions well attended. The most important issues being addressed in the technical and marketing sessions were those concerning SCA, AM stereo, and Docket 80-90. Sessions dealing with satellite hardware and programming possibilities also drew respectable crowds.

## AES Switches Anaheim Convention to Conference

Originally scheduled to be the host of the seventy-sixth AES exhibitors' convention, the Anaheim Convention Center will instead be the location for the second AES Technical Conference. The conference theme will be the "Art and Science of Recording." Exhibitors will be limited to two booths apiece, and equipment displayed will reflect the theme.

According to Don Plunkett, executive director of the AES, "The recent changes come as a result of an overall policy restructuring by the AES Board of Governors, the Convention Policy Committee, and the Exhibitors Committee. The convention/conference structure has been established to last for the next five years, through 1989."

In a condensed form, AES conventions and conferences will take place in the following manner: there will be two conventions per year, one in North America and one outside North America; two technical conferences per year are allowed, bearing the same geographical restrictions as the conventions; each technical conference will adhere to a specific engineering theme, with all equipment exhibits conforming to that theme.

The next convention is the seventy-fifth, to be held in Paris on March 27, 1984, followed by the second AES Conference in Anaheim. The seventy-sixth convention will take place in New York in September, and the Australian conference, the third overall, occurs in Melbourne in the fall of 1984.

# LOOK INTO LPB

## It's what's inside that counts

LPB's reputation for quality and dependability has been earned by devoting more attention to craftsmanship, components and performance than we do to outside appearance alone. When you are considering the purchase of an audio console, we invite you to examine the meticulous craftsmanship and top notch hardware inside any of our Citation or Signature II models. You will gain an instant appreciation of just how we earned and have maintained our "Best Value in the Industry" status.

### Citation

Our most versatile audio consoles. Available in 8 mixer dual stereo or 10 mixer dual stereo. Options include additional VU meters, linear faders, digital timers and clocks.



### Signature II

This is our largest and most popular series. Available in 5 mixer stereo or mono, 8 mixer stereo/mono or dual mono and 10 mixer dual stereo or dual mono.


### Monogram II

Our economy series of good, basic, dependable consoles. Available in 5 mixer stereo or mono and 8 mixer stereo with or without linear faders.

Look into LPB for consoles or complete studio setups. We invite you to write or call.



Shown: Model C-8S



Shown: Model S-13C



Shown: Model M-8S

# LPB<sup>®</sup> INC.

28 Bacton Hill Road, Frazer, PA 19335  
Phone: (215) 644-1123 • Telex: 703000

Circle 112 on Reader Service Card



## North American Broadcast Associations Meet

Several resolutions, ranging from support of local broadcast services to disapproval of UNESCO's New World Information Order, which could change who controls a nation's news, have been passed by a coalition of the Canadian Association of Broadcasters, the CIRT (the Mexican broadcasting association), and the NAB.

Besides these two measures, the associations agreed to continue their cooperative efforts to assure prompt handling of increases for daytime-only and Class IV AM stations and will press for no further reassignments of the broadcasting spectrum to land-mobile radio operations.

On the issue of cable, all said that cable systems should carry conventional broadcasting stations, observe program exclusivity arrangements, and give proper compensation for program use. Also, the three nations should have reciprocal arrangements for program rights payments, and private broadcasters should oppose performing rights payments for sound recordings that are broadcast. Each group affirmed the Inter-American Association of Broadcasters' resolution denouncing Cuban and Nicaraguan radio interference.

## AM Stereo to Debut in '84 Buicks, Chryslers

Both Buick and Chrysler plan to offer AM stereo receivers in their 1984 product lines.

The Buick announcement, thought to be the first by any foreign or domestic auto manufacturer, states that "selected 1984 models" will have Delco AM stereo systems. According to Delco GM Bob Schultz, Delco's units will employ the Motorola C-QUAM decoder IC, based on Delco's seven-month test of available AM stereo systems (see *BM/E*, January 1983, "Motorola AM Stereo Gets Delco's Nod for GM Cars," p. 12). Delco devoted the equivalent of 60 person-months of engineering work to the evaluation of AM stereo systems, selecting the C-QUAM circuit as "offering the best value to the buyer of GM vehicles," according to Schultz.

According to Motorola, Chrysler will also use the C-QUAM system in the radios it builds for its cars and

trucks. Over 80 percent of Chrysler's domestic autos have radios as standard equipment.

## Competition Heats Up in Digital Receiver Market


It is unlikely that NBC, CBS, ABC, and RKO realized the backlog situation that would arise when they all chose, almost simultaneously, to go with the Scientific-Atlanta digital audio system for satellite distribution of their net-

work radio programming. To date (late September) S-A had received purchase orders (and accompanying nonrefundable deposits) for 1485 receiver systems, and had shipped 1200. There is currently an eight-week backlog from the time an order is placed, and though S-A is "trying to accommodate stations with urgent priorities" (such as impending network conversion from land lines), some stations are reporting they will be unable to get a digital receiver in time.

For the remaining 1000 or so affili-

# THE ONLY FULL CAPABILITY VIDEO NOISE METER

## Model UPSF2



- **DUAL-STANDARD:**  $\mu$ P automatically determines standard (525/625 lines), identifies it on the display, and performs the appropriate measurement.
- **Measurement Domain:** Full-field, any individually selected line, any individual "spot" ( $4 \mu$ s x 10 lines)
- **IEEE-488 (GPIB) Bus Compatible**
- **Video Level Measurement:** Luminance-bar amplitude, or individual test-points selectable in steps of  $1 \mu$ s (range: -500 to +1500 mV)
- **Noise Measurement:** Luminance (peak or rms) or Chrominance (AM or  $\phi$ M). Range: 0-80 dB, referenced to 714 mV (525 lines), 700 mV (625 lines), or actual luminance-bar amplitude.

Send for our new catalog



## ROHDE & SCHWARZ

13 Nevada Drive, Lake Success, N.Y. 11042 • (516) 488-7300 • Telex 96-0072

# SIGMA RELIABILITY is Earned.



Thousands of SIGMA D.A.s are quietly earning their reputation as reliable equipment every production day.

Every SIGMA D.A. is 100% lab tested, burned-in and calibrated before shipment.

The complete Series 100 answers ALL of your requirements:

Video, Video Equalizing, Audio, Pulse, Pulse Delay, and Sub-carrier Distribution Amplifiers; a Color Sync Generator and a Video Switcher, all of which can be rack mounted in the SIGMA Model FR3-100 frame.

Call your dealer and specify SIGMA.




**SIGMA ELECTRONICS INC.**

1830 STATE STREET, EAST PETERSBURG, PA 17520  
(717) 569-2681

Circle 114 on Reader Service Card

# CCDHP<sup>TM</sup>



**\$5,995**

The POWER of INNOVATION ... FORTEL uses it to give you the world's only full function TBC for under \$6,000. Want to know more? Call or write today.

Fortel Incorporated  
6649 Peachtree Industrial Boulevard  
Norcross, Georgia 30092  
404-447-4422

™CCDHP is a trademark of FORTEL Incorporated



Circle 115 on Reader Service Card

## NEWS

ates of the four radio networks who have not yet placed orders for digital satellite receivers, there is a new alternative—a system from Comtech, which has succeeded in cracking the S-A digital transmission code and is now offering a digital audio receiver and decoder with off-the-shelf deliveries beginning in November. The system is being distributed by Allied Broadcast. The basic DART-384 digital audio receiver costs \$6995 (excluding channel modules), and offers "3 dB carrier-to-noise improvement compared to other systems," according to Comtech.

### Turner's SNC Purchase Ends Cable News War

With its \$25 million purchase of rival Satellite News Channels, Turner Broadcasting System has eliminated, possibly for good, all competition for its twin services, Cable News Network and CNN Headline News. The deal, which still faces Justice Department scrutiny, shut down SNC operations late in October and stipulated that neither ABC Video Enterprises nor Westinghouse Broadcasting and Cable, SNC's two principals, would reenter the cable news business for at least three years.

The agreement ended litigation on both sides. Turner had taken SNC and Group W Cable to court last March on an antitrust charge, and Westinghouse has countered with a charge of unfair business practices.

The \$25 million price tag covers none of the actual assets or operations of SNC, which Turner will not receive. Cable systems that had carried SNC will be offered the option to add CNN in its place; systems that were carrying both CNN and SNC will be offered CNN Headline News. All told, CNN could add 1.5 million subscribers and CNN Headline News could double its coverage, with an additional five million homes.

Both systems had been losing money from their outsets, and Turner projected losses in the neighborhood of \$5 million and \$10 million, respectively, for CNN and CNN Headline News. TBS, however, is profitable, largely because of the success of superstation WTBS.

With SNC out of the way, some observers say the two TBS services will be able to raise ad rates, bringing



profitability closer. Also, the wide distribution of the two services will make it harder for any future competitor to gain a foothold in the cable news business.

## Celwave Acquires Phelps Communications Business

Phelps Dodge Industries, hit hard by recent strikes, has agreed to sell its telephone cable, antenna, and broadcast products business to a newly formed company, Celwave Technologies, Inc. The price for the deal is reported at over \$45 million; Phelps will retain accounts receivable and some liabilities of the business, worth about \$10 million net.

The former Phelps Dodge Communications Co. plants in Marlboro, NJ, and Phoenix, AZ, will be operated by Celwave RF, Inc., and will continue to manufacture antennas and related products for the land mobile radio equipment and broadcast markets. A plant in Hillerod, Denmark, making similar products for the European market will be operated by Celwave Denmark.

John S. Gailey is board chairman and CEO of the new company and John E. Peterson is president and COO. Both are principal owners of the company, along with Frank M. Drendel of M/A-COM, Inc., E.F. Hutton, and other private investors. Celwave expects to move its corporate headquarters from Greenwich, CT, to Claremont, NC, by the end of this year.

## Correction

Please note the following corrections to our story on Broadway Video in the October issue (p. 72). First, Broadway did not actually create an effects package for the 1984 Olympics but, rather, provided access to its Mirage system for a test run of new shape programs developed by ABC staff programmers prior to the delivery of their own hardware. Second, the only collaboration between Broadway Video and Soundworkshop was for the design and implementation of a video interface module for the Soundworkshop Series 30 and Series 40 consoles. Third, the audio mixer pictured on page 73 is a Soundworkshop Logex 8.

Fourth, as already noted in the story on digital interfaces in the November issue, the name of the organization responsible for Savant is Robert Lund Associates, New York City.

**REVOLUTIONARY  
NEW  
ISOMAX™  
MICROPHONE**

**IMPROVES:**

- ↑ "on mike" sound
- ↑ available gain without feedback
- ↑ isolation for conferences & interviews
- ↑ matte black finish looks great on camera

**REDUCES:**

- ↓ room rumble & echo
- ↓ clothing noise
- ↓ camera noise
- ↓ paper shuffle noise

**ISOMAX PRO**  
for balanced line battery  
or phantom operation.

**ISOMAX W**  
for use with all wireless  
body pack transmitters.

**CAJ COUNTRYMAN ASSOCIATES INC.**  
417 STANFORD AVE. - REDWOOD CITY, CA. 94063 - PHONE 415-364-9988

Circle 116 on Reader Service Card

# PRESENTING SYSTEM 12

## Compact Broadcast Mixer



**Our most popular audio console is the SYSTEM 12. With hundreds of these mixers in service around the world, it's no wonder they have an unequalled reputation for reliability and operator conveniences. P&G faders are now standard on all of our consoles; our special audio transformers are custom computer designed and not available from any other manufacturer. SYSTEM 12 is \$8,700.00 with 8 mixers — other consoles available with 5 to 20 mixing positions. WE SOUND GREAT!**

**BROADCAST  
AUDIO CORPORATION**

11306 SUNCO DRIVE  
RANCHO CORDOVA, CA 95670  
(916) 635-1048

Circle 117 on Reader Service Card

## NEWS BRIEFS

In a recent Torbet Radio survey, 45 percent of radio station managers queried reported that their **news departments make money** for them. International news ranks as their top listener draw, but it occupies only 11 percent of their newscasts; half is local news. . . . Satellite Television's Richard Bodman predicts **DBS services** could garner 30 to 40 million subscribers "easily" . . . **Cable penetration** is now 39.3 percent, according to the latest Nielsen estimate. . . . The FCC has proposed

that cable come under the same **EEO requirements** as apply to broadcasters . . . . The NCTA has endorsed the National Captioning Institute's push for more **closed captioning** of cable programming.

The NAB has given its approval to a recently passed bill authorizing **broadcasts to Cuba**. The organization stressed that the services "must comply with Voice of America standards, operate on the VOA frequency. . . . to ensure the least likely possibility of retaliatory

interference". . . . The **Society of Broadcast Engineers** will retain its original name. A clear majority of the membership rejected a proposed change to Society of Broadcast and Communication Engineers.

John Martin, formerly VP of ABC Sports, has become president of **Ohl-meyer Communications Co.** . . . The **Corporation for Public Broadcasting** has reelected Edward Pfister president. . . . Lou Adler of WOR replaces John Spain, WBRZ-TV, as **RTNDA** president. . . . **SMPTE** has elected the following new fellows: John L. Baptista, Bernard L. Kickens, Leo Diner, Joseph Flaherty, Sr., Ronald N. Haig, Thomas E. Mehrens, Michael J. Milne-Smith, Kerns H. Powers, John P. Pytlak, Donald C. Rogers, Charles A. Steinberg, Michael J. Strong, Hirozo Ueda, and Howard E. Wilkinson.

Tele-Communications has acquired **Liberty Communications**, a cable system with 210,000 subscribers. Liberty sold a total of five cable systems as well as **KEZI-TV**, Eugene, OR . . . CBS will sell **WEEI-AM**, Boston, to Helen Broadcasting and pick up Metromedia's **KRLD**, Dallas. . . . Meredith has sold **WOW-AM** and **KEZO-FM**, Omaha, to Omaha Great Empire Broadcasting and Albimar Communications, respectively. . . . Behan Broadcasting has bought **KWFM**, Tucson, from Sandusky Newspapers for \$3 million plus \$1.2 million on a non-complete.

**Four public broadcast programs** have received Emmys, one for WNET and two produced with CPB funds . . . . **Walter Cronkite** has received the NRBA's Golden Radio Award . . . . **WFMT** has won its second Special Armstrong Award for engineering and technical achievement . . . . Amperex has honored Dr. N. V. Rao from its imaging products group for the **invention of the diode gun**. His patent, applied for in 1977, was recently granted. . . . The Videotape Production Association has given its 1983 **Monitor Award** for engineering achievement to Lexicon for contributions to digital processing.

**NATPE's** 1984 conference will run from February 9 through 14 in San Francisco. . . . The annual **Computer Graphics Conference** will be in Miami Beach on March 28 to 30. . . . NAB has released a summary of the results of EIA's **stereo TV sound tests**. System selection will be this month.



### From the **Neumann Collection**

Only a short time ago we introduced the KMR 82 shot-gun condenser microphone. Its superb directional pattern and greatly reduced off-axis coloration made it an instant success in the motion picture and broadcasting industries.

Now NEUMANN adds two more microphones to their collection and we expect the same success. Once again—that much better than anything now available.

Small. Lightweight. The modular KMF 4 is ideal for applications where the microphone is best not seen. Out of the way. Hidden. That's because its new, smaller cardioid capsule may be located many meters from its impedance converter.

And NEUMANN's new *stretch mike*, the KMR 81, may forever change the sound of location recording. The way NEUMANN revolutionized studio recording nearly 40 years ago. Here's what Bruce Bisenz, the first Hollywood sound man to try it, had to say: "I have used the KMR 81 for only three weeks during production sound recording, but during this short time I find it to be the most appropriate and satisfying microphone that I have ever used for the rendition of motion picture dialog." Need we say more?

Write today for a brochure and a list of our distinguished dealers.



**GOTHAM**  
AUDIO CORPORATION


741 Washington St., New York, NY 10014  
(212) 741-7411  
West Coast Office: (213) 841-1111

GA 102

Circle 118 on Reader Service Card



# MOBILE TELEVISION UNITS



**32' VEHICLE WITH 22' BOX BODY**  
3 Hitachi SK91 SD3 with 14:1 lens and all the equipment required for studio and ENG use.

**\$327,000**




**22' VEHICLE WITH 14' CUBE BODY**  
3 Hitachi FP22 S/3 with 10:1 lens, microprocessor for automatic set-up and all the equipment required for studio and ENG use.

**\$203,000**

#### Both Vehicles Include:

- 3 O'Conner Fluid Heads, tripods, spreaders and dollies
- 3 Christie Reflex 20 batteries and 1 charger for speedy 20 minute charge
- 1 Grass Valley Production Switcher 1600-AN
- 1 Lerro Character Generator System with Chyron VP1 and Sony SMC 70 Microcomputer
- 2 Sony 3/4" VTRs 5850/5800
- 1 Adda TBC
- 1 Yamaha 12 Input Audio Board
- Fully monitored—B&W and color, audio and video patching, on board power and air conditioning
- Prices include engineering, turnkey installation, manufacturers' warranty, delivery and training.

DESIGNED TO ACCOMMODATE 1" HITACHI VTRs - TRIAX ADAPTORS ALSO AVAILABLE




## LERRO

ELECTRICAL CORPORATION  
3125 N. Broad Street, Philadelphia, Pa. 19132

For more information, call Bob McTamney at (215) 223-8200  
[www.americanradiohistory.com](http://www.americanradiohistory.com)



# Why Panasonic Recam<sup>TM</sup> "The Making



When Dino De Laurentiis and producer Raffaella De Laurentiis got together with director David Lynch to film Frank Herbert's classic science fiction novel, "Dune," they knew it wouldn't be easy. But it wasn't just the eight sound stages, desert locations, a cast of up to

20,000 people and a crew of 900. Perhaps Raffaella De Laurentiis said it best: "Dune is the most technical picture ever made."

That's why it was no surprise that Panasonic Recam was selected to record "The Making of Dune." The reasons: Recam's picture quality

and technology. After all, Recam had already made headlines by recording ABC Sports' momentous ascent of Mt. Everest which was broadcast on "The American Sportsman." And "Benji," the new CBS television series, is also being recorded by Recam.



# was selected to shoot of Dune."



David Lynch  
Director of "Dune."

Panasonic helped capture all the action from "Dune" on Recam's 1/2-inch format which will later be transferred to 1-inch for television broadcast. All made possible by Recam's incredible YIQ M-format picture quality.

You can see "The Making of Dune"

in 1984. But you don't have to wait until then to see Recam. Call your nearest Panasonic regional office:  
Northeast: (201) 348-7620  
Midwest: (312) 981-4826  
Southeast: (404) 925-6835  
Southwest: (214) 258-6400  
West: (714) 895-7200.




**Panasonic**  
AUDIO-VIDEO SYSTEMS DIVISION

Circle 120 on Reader Service Card

Why is TOMCAT in use by  
ABC, Bonneville, Capital Cities,  
Capitol, Cox, Gannett, GE, Katz,  
Meredith, Metromedia, Mutual, NBC, RKO,  
Sudbrink, Susquehanna, Westinghouse and  
other broadcasters who  
demand the best? .....

# BECAUSE IT SOUNDS GREAT!



Call toll-free 800-874-2172 for technical information and quotation.  
Isn't it time for a change to the best?

In California call 1-(619) 438-3911



PACIFIC RECORDERS & ENGINEERING CORPORATION

2070 Las Palmas Drive - Carlsbad, CA 92008 - 619-438-3911 - Telex: 181777

Circle 121 on Reader Service Card



# Programming Conference Debates Radio's Future

By John Storm Roberts  
Special Assignments Editor

It is no secret that the winds of change are whistling uncomfortably through the offices of the nation's program directors. The disarray of the album-oriented rock format, the growth of Top-40-type programming whose parameters are by no means clear, MTV looming Godzilla-like over the ratings, news departments rocking perilously in the wake of deregulation—where is a poor PD to turn for guidance?

As far as this year's NAB Radio Programming Conference was concerned, the answer was the NAB-commissioned report, *Radio W.A.R.S.—How to Survive in the '80s*. Carried out by Reymer and Gersin Associates, a Michigan research and consulting company, this provided the topic of the first general session, material for most of the clinics and fuel for a great deal of criticism. What it did not provide was much comfort for confused program directors who feel that the whole formatting issue is getting out of hand.

The stated purpose of the report was "to find out what makes listeners 'tick' . . . what they need and want out of radio," at a time when an ever-increasing number of stations is going after the same demographics, when AOR seems to be in disarray, and when constant crossover programming seems to suggest that the very formats themselves no longer correspond to any objective reality about listener tastes.

In its search for the future, *Radio W.A.R.S.* asked 1300 radio listeners in 13 of the top 75 radio markets questions designed to find out what lies behind their listening choices. The research included such matters as the listeners' image of themselves in relation to radio, as well as matters like their views on chatty DJs. The result, unveiled in San Francisco, aims to provide an accurate portrait of the audiences for nine major

formats: Adult Contemporary, AOR, Beautiful Music, CHR, Country, Full-Service, News/Talk, Nostalgia and Urban.

Put briefly, Reymer and Gersin's computer divided each format into at least three—and in the case of AOR, six—groups of listeners, many of them with highly conflicting tastes in DJs, music/speech ratio, and even types of music. As an example, out of the six different segments in the AOR audience 13 percent of the total sample want heavy and hard rock and a lot of talk, while the "plugged-in smarts" want trendy music and an antiestablishment image.

While it might seem that this further

fragmentation could lead to more formats, one of the more interesting implications of the survey's findings is that in several cases, new profiles could appeal to segments of more than one format, effectively sketching out possible new directions. This is particularly true of some areas of the AOR and CHR, but also applies to Beautiful Music, Nostalgia, and even to Country Music formats.

*Radio W.A.R.S.* also came up with some interesting information about listener attitudes. One of the more surprising items was the discovery that Beautiful Music format fans are quite as emotionally involved with their ra-

*continued on page 29*

## Ask the Experts . . .

**What do leading program consultants have to say about the future of the radio industry? BM/E asked several at the recent San Francisco RPC.**



**Chet Tart**  
Blair Radio

"Technology is going to be the future of radio. With cable radio and the satellite, I think there's a whole new horizon out there. Radio's going to have to do something totally different—something to catch up with the technology, computers and digital recordings, things like Trans Star.

"I also think AM is on the threshold of something new and exciting. We've done the music, we've done the jingles, we've done the DJs, we've done this format and that format. I think people are experimenting with ideas now. I'm looking forward to that."

*continued on next page*

# RADIO PROGRAMMING

## Ask the Experts . . .



**Joe Capobianco**  
Cross Country  
Communications

"There will need to be less of an emphasis on things like rotation. That really isn't the big picture. There has to be some kind of vision, or at least an attempt to look at things more globally in each individual market."



**Kent Burkhart**  
Burkhart/Abrams/  
Michael/Douglas

"Looking at the next year, we believe that the market shares per format have generally stabilized for Adult Contemporary, for Country, for album rock, for urban, news and the so-called talk stations. We see a continued decline in what one might call the old-fashioned, middle-of-the-road stations, and an increase in Contemporary Hit Radio."

"With all the Adult Contemporary stations that there are, I think we're going to get overblown with AC stations, most of which will go out of business. I also see a good many Urban Contemporary or black stations falling by the wayside.

"I think the older adult market—35-64 or 45-64—is where the real growth is going to be in the next five or so years. This is an audience that's got money to spend! Talk radio gets them, news radio gets them, a certain amount of music radio gets them—not just the nostalgia format, but good pop-adult music."



**Dean Landsman**  
Landsman Media

"I'm looking forward to the development of young-adult talk. I honestly believe there's a sincere desire for information, news, credible talk, among young people. And they are not getting it from their news stations. So if a station can talk to the issues that affect their lives in a conversational, relatable style, it's going to work. I'm looking to see an AM station with a news-net affiliation go with it, and it will be the next hot format."



**Jim Cameron**  
Cameron Communications

"I believe album rock is a diminishing format because its core groups have all either broken up or said they are going to break up, and there are no new artists for the people who are heavily into AOR. Besides, the age group available for AOR is diminishing.

"That leads us to my new concept of eclectic-oriented rock, EOR, which is a replenishing format because it is dealing with the most well-produced music from all formats. And it is dealing with tremendously positive demographics—the 25-to-40-year-olds, who make up the biggest group in the country, the group the advertisers are most looking for, and a group that my research indicates feels left out in the cold."



**John Sebastian**  
EOR Inc.



continued from page 27

radio stations as other groups. Moreover, the report found a close parallel between the attitudes of certain Nostalgia radio buffs and segments of the AOR audience. In the report's words, "Nostalgia fans *think* a lot like AOR fans! Like AOR fans, they think they know more about music than the average person, they are opinionated about music, and they are about as equally interested in *performers* as in *songs*." By contrast, and perhaps equally unexpectedly, the report claims that Nostalgia listeners are extremely *unlike* Beautiful Music fans.

Having described the 36 types of listeners identified by the Reymer and Gersin computer, *Radio W.A.R.S.* goes on to suggest promotional pitches that might suit them.

In the various format clinics that took up much of the daytime hours of the RPC, *Radio W.A.R.S.* came under attack on a multitude of grounds. Among them was the complaint that the Country Music research totally ignored the medium and small markets that comprise most of the format's strength, and

that the conclusions on News/Talk were essentially based on the views of three listeners in each of 10 markets.

Interestingly, little attention was paid to the major objection that the research focused on reaction to existing formats, rather than trying to find out what kind of radio the sample would ideally prefer. And equally little attention was focused on the fact that intelligent use of the conclusions in the report might lead enterprising PDs to come up with creative new approaches to programming, cutting across existing frontiers.

MTV also came in for a good deal of attention in San Francisco, both in panels and as the subject of a research project reported by Coleman Research, of Dallas, TX. On this issue, signals were mixed. The research evidence was essentially that MTV is not a flash in the pan, and appears to present more of a threat to conventional TV than to radio. While teenage MTV viewers certainly rearrange their radio listening, they do not seem to do less of it, and MTV also helps familiarize them with new groups. Yet the collective gut feeling of

most of the RPC participants seemed to be that—research or no research—MTV *has* to be bad news for radio programming, somehow or other.

Another set of sessions suggested that the news for radio news itself may not be as bad as many have feared, post-deregulation. The general conclusion of three sessions on the subject was that too many news departments do a terrible job. RKO news anchor Gil Gross in particular spelled out a list of sins, including the wide-spread use of journalese instead of English and a senseless passion for high story counts and actuality-tape reporting, however meaningless.

But in a session on networks, NBC's Jim Farley quoted research showing that, while only 30 percent of PDs consider news important, 80 percent of listeners (including 77 percent of the 12 to 24 demographic) do so, and, in another session, NBC's Jerry Nachman concluded that well-done news, addressed to a particular audience in language the audience will understand, is certain to be a stabilizing factor during rapid format changes. **BM/E**

## *Sure, it looks like theirs, but there's* **NO COMPARISON**

It's what's inside that counts. And inside our HPM-41 Microphone Mixer, you'll find the most extraordinary circuitry—the kind you would expect in a major recording console. In the two years we took to develop the HPM-41, we determined every small-format mixing need. And then we condensed them into a super rugged compact package. The results? Check the specs and compare. There's nothing quite like it. On that, you can be sure. Call or write RTS for detailed information.



RTS SYSTEMS, INC. • PROFESSIONAL INTERCOMMUNICATIONS • PROFESSIONAL AUDIO PRODUCTS  
1100 WEST CHESTNUT STREET • BURBANK, CA 91506 • 213/843-7022 • TWX 910-498-4987 • TELEX 194855

**RTS**  
**Systems**  
A COMPACT VIDEO COMPANY

Circle 122 on Reader Service Card

# COLOR.

Scotch®

3M

UCA 60  
Videocassette

Color Plus



Professional Use

The difference between standard videocassettes and Scotch® Color Plus ¾" Videocassettes will be obvious to you right from the start.

Scotch Color Plus delivers exactly what its name implies. Bright, brilliant color for your ¾" mastering or editing needs.

Behind this dramatic color improvement is our unique Scotch Color Plus oxide that exceeds industry standards for color and video signal-to-noise. So you get a crisp, colorful picture, with significantly fewer dropouts.

But brilliant color is only part of the story. The special magnetic formulation

®Scotch® is a registered trademark of 3M. ©3M, 1983.



# PLUS.



designed for the new generation of U-matic recorders reduces headwear to the lowest in the industry.

Most important of all, every Color Plus Videocassette is consistently made under the highest quality standards, which has made 3M the leading manufacturer of professional use video tape.

For more information about Color Plus 3/4" Videocassettes, call 1-800-328-1684 (1-800-792-1072 in Minnesota). We'll send you details on the 3/4" tape that lives up to its name.

Magnetic Audio/Video Product Division/3M.



## SCOTCH COLOR PLUS 3/4" VIDEOCASSETTES.

3M hears you...

# 3M

# The best there is!

## The SDS-2 Signal Distribution System

*The perfect blend of hardware and software for versatile, flexible and truly expandable signal routing.*

Compare these features:

- Classical design... one crosspoint for every path.
- Highest density crosspoint array.
  - 2048 crosspoints in only 8 RUs.
  - 96x96 video plus audio with redundant power supplies in only 72 RUs.
- Field expandable from 32x32 up to 512x512.
- Reliable Hybrid circuits for video crosspoints.
- Audio processing fully balanced.
- MicroPatch™ software includes Breakaway, Status Display, I/O Locks, Real Time Salvos... standard with the SDS-2.
- Control... varied and flexible for easy expansion and system reconfiguration.
- The most competitive cost per crosspoint.

Find out why the SDS-2 is the best there is. Call or write today.



**CENTRAL DYNAMICS**

Central Dynamics, 401 Wynn Drive, Huntsville, AL 35805 (205) 837-5180  
New York: (914) 592-5440 Chicago: (312) 991-4720 Los Angeles: (213) 766-8185  
Texas: Gene Sudduth Co., Inc., Paris (214) 785-5764 and Flint (214) 894-6303  
Washington, DC: Wiltronix, Inc. (301) 258-7676  
Montreal: 147 Hymus Blvd., H9R 1G1 (514) 697-0810 Toronto: (416) 446-1543

Circle 123 on Reader Service Card





# TELEVISION

## programming & production

# “Go-Anywhere” Camera Survives Hazardous Duty

By Eva J. Blinder  
Senior Associate Editor

Special assignments journalism is a risky business, and mobility is the key—not only to getting the story, but also, often, to staying alive. Chuck de Caro, a member of Cable News Network's special assignments team, has found a solution to the mobility problem in a super-small JVC Microcam that weighs less than three pounds.

CNN's special assignments unit is an elite group of eight reporters—all former newspaper journalists—who report directly to a vice president and specialize in difficult and often dangerous stories. “I usually get the nitty-gritty ones because I'm the only bachelor,” de Caro comments. He has been using the Microcam since last January, before he joined CNN; CNN has also purchased a Microcam, de Caro says.

The Microcam is not a standard ENG camera. It has a single half-inch Saticon and a permanently mounted 6X zoom lens. The companion videotape recorder is a 4.4-pound VHS-C unit that attaches directly to the camera with an optional shoulder brace to form an integrated recorder/camera weighing only 8.25 pounds. (De Caro usually keeps the camera and recorder separate.) At a list price of \$850 for the recorder and \$895 for the camera, a hard-pressed combat reporter could drop it and run with nary a pang of conscience. Its extreme compactness has allowed de Caro to take the Microcam into—and back out of—situations where an ordinary ENG camera would have presented a hazard.

One such situation is combat-torn Nicaragua, from which he recently returned. According to de Caro, the camera operated well even in the extreme weather conditions he encountered in the Central American country. “We operated in the rain for 14 days,” he recounts, “and it just kept going.”



*Microcam in hand, de Caro perches on the prow of a Nicaraguan rebel patrol boat.*

The camera's resistance to moisture also proved a boon during the taping of a CNN piece called “The High-Tech Drug War,” taped in part aboard the U.S.S. Pegasus, a missile-carrying Navy hydrofoil. Shooting on deck with no camera case, de Caro was able to keep going with the Microcam despite the constant spray—while a second cameraman's \$20,000 deck could not function.

### Cramped cockpit


For another piece on drug smuggling, de Caro took the Microcam aboard a Coast Guard HU-25A Guardian patrol jet, flying approximately 20 missions. “There was no way you could take a full-sized camera and deck and pan the cockpit, trying to keep an evasive, low-flying smuggler in sight,” says de Caro. “At least not without clobbering the pilot, bloodying the co-

pilot, and diving into the sea, only 50 feet below.”

To capture the drama of the Coast Guard's pursuit and seizure of a smuggler, de Caro zoomed all the way back to wide and held the camera in the palm of his hand, in between the pilot and copilot. He comments that the camera's size and appearance make it seem less intrusive to his subjects.

De Caro found himself in another tight spot last spring for a CNN piece on the Air Force Reserve's International Guard called “Flying the Bottom Line.” For the story, de Caro taped a simulated dogfight between two F-4D Phantom II jet fighters—from the cockpit of one of the planes. On the ground at McGuire Air Force Base in New Jersey, de Caro was strapped into the back seat of one of the F-4Ds with two ankle restraints and two calf restraints. “My parachute harness hooked into the

## TELEVISION PROGRAMMING



On a Coast Guard patrol boat, de Caro and Microcam face the sea spray.

into the cockpit, its size and weight could be a fatal hazard if he had to eject.

For the greatest flexibility, de Caro used gaffer's tape to fasten the recorder to an unused portion of the cockpit behind him and to his right. He put three extra batteries and cables for the equipment in his map case on his left side. "Then I just put the camera in my lap," he says. "If I had to eject, I could simply toss the camera away, slam my head back into the headrest and go to the handles."

With the lens at wide, de Caro was able to show both the radar scope display and the dogfight simply by panning. "As a bonus," he adds, "I could hold the camera at arm's length and dramatically record my own reactions to the violent turns of supersonic chase and encounter."

According to de Caro, the picture quality he's gotten with the camera and its VHS recorder has been fine and has been shown on CNN with no problems. He admits, however, that he doesn't look at the tapes with an engineer's eye.

"I can't tell the difference between this and broadcast quality," he re-

cockpit fittings, and my pneumatic G suit automatically inflated over my lower torso and legs the instant we started accelerating," de Caro explains. The tight fit (he shared the back

seat with the plane's sophisticated avionics) and sudden shifts in gravity were not the only problem de Caro faced inside the fighter. Even if a normal-sized ENG camera could fit

# Until now, no component video system on Earth has been complete.

### **Shintron 390. The world's first and only component video switcher and editor-interface.**

Now your M-format, BetaCam, or Quarter-Cam tapes can receive the full range of editing, effects, and other post-production techniques used on standard NTSC materials. Never possible before, because there was no such thing as the Shintron 390.

The Shintron 390 is the first switcher that can handle the three separate video component channels simultaneously; for M-format (Y, I, and Q),

BetaCam (Y, R-Y, and B-Y), and for general purpose (R,G,B). It can be driven by time code, and its special Convergence port along with a standard RS-422 port permit direct interface with most professional editors. And, its two independent microprocessors make it smart enough to perform a wide variety of intelligent, programmable functions.

The Shintron 390 is the missing link. Without it, no component video system is complete. Call now for more information.



Shintron 390 lets you mix, wipe, key, edit, and post-produce component video tapes with the same flexibility of NTSC systems.

## **SHINTRON**

SHINTRON Company, Inc.: 144 Rogers Street, Cambridge, MA 02142/Tel: (617) 491-8700/Telex: 921497  
Shintron Europe: 198 Avenue Brugmann, 1180 Brussels, Belgium/Tel: 02-347-2629/Telex: 61202

Circle 124 on Reader Service Card



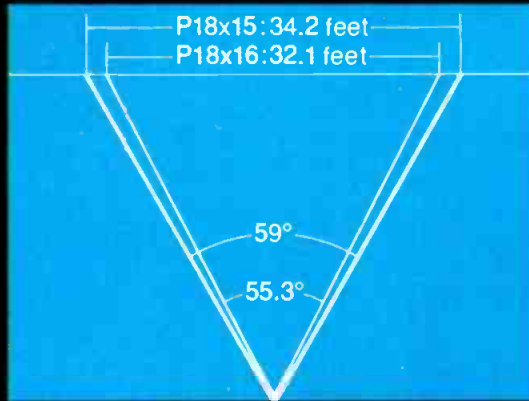
# New Standards

## The Widest Angle, The Highest Performance

Canon engineers have done it again, advancing the optical state-of-the-art so far forward that new standards must be considered.

The Canon P18 x 15 BIE offers the widest angle of any broadcast television zoom lens: 59°, plus incredible edge-to-edge sharpness, fidelity and sensitivity throughout its 18X range.

Every one of these superb lenses will be supplied with both 1.5X and 2X built-in extenders and a pattern projector. Options include manual, semi-servo or full servo operation.



The Canon P18 x 15 is the most versatile studio lens ever made, setting new standards for years to come.

### P18 x 15 BIE F2.1 for 30mm Cameras\* KEY SPECIFICATIONS

- Focal length: 15-270mm
- Max. Relative Aperture: 1:2.1 (15-218mm)
- Aperture: 1:2.7 at 270mm
- Angular Field of View: 59° x 45.8° at 15mm  
3.6° x 2.7° at 270mm
- Minimum Object Distance: 0.6 meter (2 feet)

\*Also available: PV18 x 11 BIE F1.6 for 25mm Cameras



### Canon Studio Standards



# Canon®

Optics Division

Canon USA, Inc., Head Office: One Canon Plaza, Lake Success, N.Y. 11042 (516) 488-6700

Dallas Office: 2035 Royal Lane, Suite 290, Dallas, Texas 75229 (214) 620-2641 Chicago Office: 140 Industrial Drive, Elmhurst, Ill. 60126 (312) 833-3070

West Coast Office: 123 Paularino Avenue East, Costa Mesa, Ca. 92626 (714) 979-6000

Canon Canada, Inc., 3245 American Drive, Mississauga, Ontario L4V1B8, Canada (416) 678-2730

© 1983 Canon U.S.A., Inc.

Circle 125 on Reader Service Card

CINE 60 SUN-GUN

# Beautifully Simple

Beautiful . . . because it's fresnel-soft and uniform — ideal for video. And simple because . . . if 250 Watts is too much, change to 150 Watts. Need more? Go to 350 Watts. Want to go really light? Use 100 Watts (12V.). Outdoors, swing-in the built-on Daylight Filter. You color correct instantly! Indoors, swing away the Filter and you have tungsten light! Never a need to readjust camera color controls here! For focus, vary the beam from 8 to 14 Ft. For power, choose from 20 Sun-Gun Powerbelts and Powerpaks. And, to make it beautifully simple . . . we put it all together for you in any one of 17 Portable Sun-Gun Kits. See your dealer or send for data, today.



## CINE 60

INCORPORATED  
630 Ninth Ave. 6430 Sunset Blvd.  
New York, N.Y. 10036 Hollywood, C.A. 90028  
(212) 586-8782 (213) 461-3046

Circle 126 on Reader Service Card

## TV PROGRAMMING

marks. "But I don't care about the difference—I care about the news." He makes the point that the slightly lower quality of the tapes is more than compensated for by the camera's ability to go places a standard camera cannot.

For example, de Caro recently concealed the Microcam in a "tiny" duffel bag to tape a piece on the sale of counterfeit electronic goods. "We filled the bag with styrofoam and put some old socks on top in case it got searched," de Caro relates, "and we put some cotton mesh on the sides for the camera to see through. It worked great."

### Fine tuning


Nothing is perfect, however, so de Caro notes some drawbacks and suggested modifications to make the camera more suitable for newsgathering. For combat work, such as his stint in Nicaragua, de Caro has had the camera fitted with an eight-foot viewfinder cable that allows him to mount the camera on a pole and remain under cover while taping. The camera then functions as a sort of "electronic periscope."

De Caro also notes that the case supplied with the camera doesn't hold up to the kind of rough handling it gets in news work, and suggests that users purchase a more rugged pack, preferably of dense foam rubber covered with nylon. An especially useful feature, he suggests, would be a Neoprene neck strap with Velcro on the outside and Velcro on the side of the camera. This arrangement—available for some 35 mm cameras, de Caro says—would allow a user to attach the camera directly to his chest, leaving hands free for moving in combat and over rough terrain.

Probably the most needed modification, de Caro says, is a C-mount adaptor to permit the use of interchangeable lenses. The camera could also use a transparent guard for the side panel to prevent accidental button-pushing, he notes. He also found it necessary to change the plastic 10-pin connector, which broke in use, to a metal one, and to reinforce the mic jack.

Overall, however, de Caro is more than pleased with the camera's performance. Neither he nor JVC is suggesting that the Microcam will replace full-sized ENG cameras, but for special assignments work, the little camera seems quite ready to take on the big jobs. **BM/E**

## Time Code Solutions From Amtel



Finally an Edit Code System that integrates the advantages of *VITC*, with the familiarity of *Longitudinal Time Code*, and includes a *High Resolution Character Keyer*; all in a *Single Package* at a singularly *Low Price*. Introducing Model ECM4000!

### Features

- High Speed VITC Reader – 40X Play
- Simultaneously Reads and Generates VITC and Longitudinal Time Code
- Built-In VITC/Longitudinal Translator
- Full Jam Sync and User Bit Transfer Functions
- Completely Programmable To Fit All Edit Situations
- \$5900 List

There's much more! Call today for complete information or to arrange a demonstration.



Systems Inc.

400 West Cummings Park  
Suite 4750  
Woburn, MA 01801 (617) 938-8551

Amtel is the US distributor for Evertz Microsystems and other fine video products

Circle 127 on Reader Service Card





Julius Barnathan, President  
Broadcast Operations and Engineering  
American Broadcasting Company

CHYRON® IV

## PARTNERS IN PRODUCTION

The CHYRON® IV is a vital member of the ABC production team. For most of the leading TV stations and production houses, CHYRON has become their indispensable "canvas, brush and palette."

And, like Picasso, with these tools they create some of the most memorable graphics in the world...

Follow the Leaders with

# CHYRONI

TELESYSTEMS

A DIVISION OF CHYRON CORPORATION  
265 Spagnoli Rd., Melville, N.Y. 11747  
516-249-3296 • Telex: 144522 Chyron Melv

Ampex International is exclusive distributor for  
Chyron Graphics Systems outside the U.S.A.

Circle 128 on Reader Service Card

# TOUGH





# A Camera Built for the Every Day Battle



Make it small. Make it light. Make it a performer. Make it cost effective. But most of all, make it *tough*. That's what we've done with the new ENG/EFP HAWKEYE II Camera.

It's built to take the day-in, day-out tortures that only a news or production crew can put it through. Rugged cast side covers that take a beating and still seal out moisture, dirt and RF interference. Convenient T-bar handle that makes it easy to get those tough low angle shots. A total design that looks and acts *tough*.

HAWKEYE II has been designed and built in the rugged TK-76 tradition. And when it comes to performance, it

produces picture quality that's tough to beat. The camera is fully compatible with your present recorders, today's component recorders, and, of course, with the complete HAWKEYE family of camera accessories and recorders. It works with everything!

Get all the facts on HAWKEYE II. Ask your RCA Representative or write RCA, Bldg. 2-2, Camden, NJ 08102. Tell them you want to talk *tough*.

# RCA

Circle 129 on Reader Service Card

# THE VERSATILE VTR. FOR BEAUTIFUL PERFORMANCES. DAY IN AND DAY OUT.



## THE DEPENDABLE VPR-80.

Our fashionable VPR-80 one-inch Type C VTR offers you seven stylish choices—including a slim-and-trim standalone and three sophisticated studio console models.

The VPR-80 has Automatic Scan Tracking (AST™) as a standard feature. When paired with its companion TBC-80 digital time base corrector, the VPR-80 delivers smooth slow-motion playback from stop to 1.5X play speed. Other highly attractive performance features include: a built-in frame-accurate editor providing keypad entry and trim of edit points, precise tape handling from spots through two-hour



reels, and comprehensive diagnostic systems down to the component level.

VPR-80. It's the multi-faceted beauty that fits in fashionably anywhere. From the people who started it all. For more details, contact your local Ampex AVSD sales office.

### AMPEX

Ampex Corporation • One of The Signal Companies

Atlanta 404/451-7112 • Chicago 312/593-6000  
Dallas 214/960-1162 • Los Angeles  
213 240-5000 • New York New Jersey  
201 825-9600 • San Francisco 408/255-4800  
Washington, D.C. 301/530-8800

Circle 130 on Reader Service Card



# BEST STATION & FACILITY DESIGN COMPETITION

**H**ere, arranged in five categories—Television, Teleproduction Facilities, AM Radio, FM Radio, and AM/FM Radio—are the nominees for *BM/E*'s ninth annual Best Station and Facility Design Competition. Note this year the addition of the Teleproduction Facilities category, reflecting our belief that facilities are a growing part of the broadcast industry and have valuable ideas to share with stations.

Our editors carefully selected these entries from the many that were received, believing them to reflect the very best in new design ideas; now it's your turn to select the winner in each category by voting with the ballot card that appears with this section.

As you read through the entries, please bear in mind that the contest is designed to recognize management and engineering excellence no matter what the station's size and resources. A Top 10 market station may have had an almost unlimited capital budget and may therefore, at first reading, appear to be the best simply because it is the biggest. But the small-market station may out of necessity come up with the inspiration for the most creative solutions. To help

you evaluate the station's size, we have included its market rank as part of the standard entry information.



To vote, simply select your favorite station in each category, check it on the ballot card (page 41), and drop the card in the mail. Each winner will receive a handsome plaque, to be presented by *BM/E* at the 1984 NAB Show, so we must receive the ballot *no later than January 31, 1984* to be eligible. But please read the entries and vote now while they are still fresh in your mind.

One final note. It's never too early to begin thinking about next year's competition. If you think your station might be a winner, drop us a postcard and we will contact you next fall.

## INDEX OF 1983 NOMINEES

### TELEVISION

KUMV-TV .....	44
WTVN-TV .....	45
WPEC-TV .....	48

### FACILITIES

PACIFIC VIDEO .....	54
EMPIRE VIDEO .....	55
NATIONAL VIDEO CENTER .....	60

### AM RADIO

WRC-AM .....	66
KNX-AM .....	67
CKSP-AM .....	70

### FM RADIO

KSEA-FM .....	78
WKYS-FM .....	79
WNWC-FM .....	84

### AM/FM RADIO

KNSI-AM/ KCLD-FM .....	90
WKXJ-AM/ WCKQ-FM .....	91
WKOP-AM/ WAAL-FM .....	94

# KUMV-TV

ADI NO.: 142

WILLISTON, ND

Submitted by  
**JOT TURNER,**  
 Assistant Manager, and  
**GENE MONDAY,**  
 Chief Engineer



**A**n isolated prairie hill 10 miles west of its city of license, Williston, ND, was the site for KUMV-TV's first 26 years. Severe weather conditions during six months of every year compounded the obvious difficulties for all departments brought about by a 10-mile separation from the central business district. Last spring what many considered a dream became reality when KUMV-TV relocated its studios in Williston.

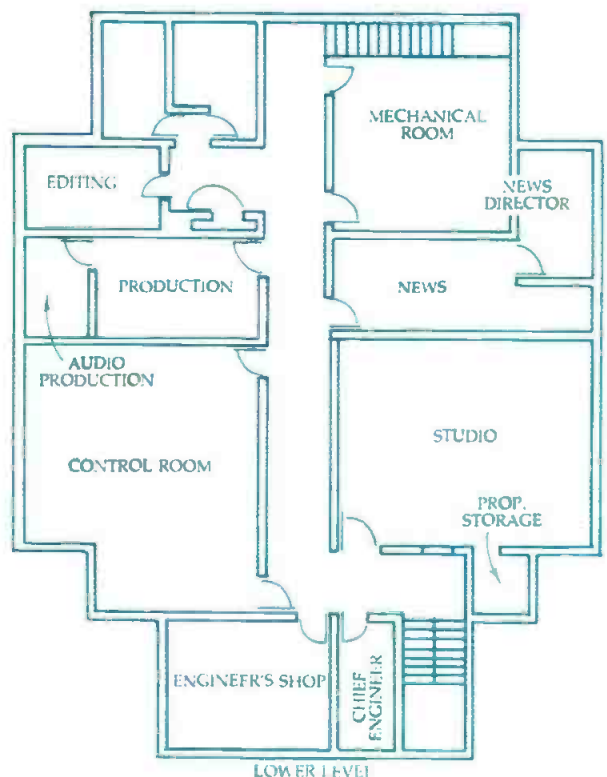
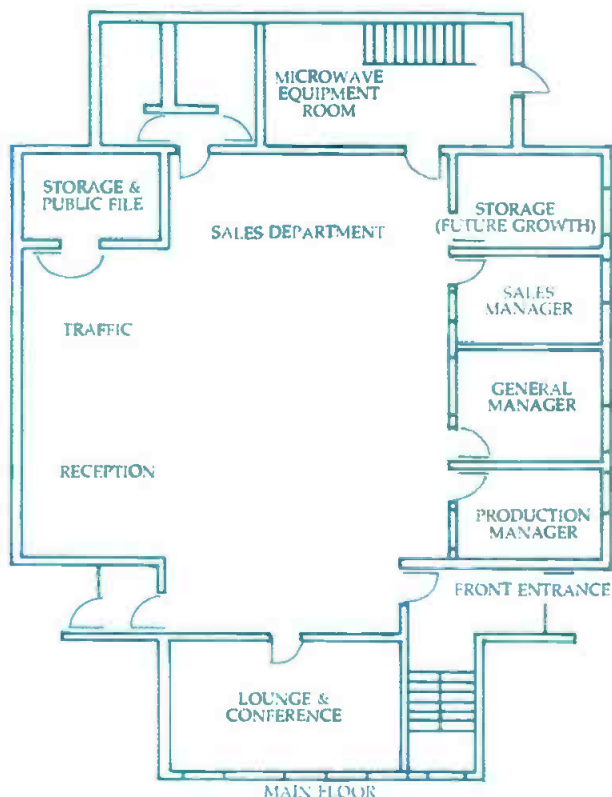
**KUMV-TV control room includes Ampex VPR-2B VTRs, an American Data routing switcher, and a Grass Valley production switcher.**

Throughout the site selection phase the two dominant criteria were visibility and room for expansion. High costs ruled out new construction; therefore, after much discussion, a former savings and loan building in the central busi-

ness district was purchased and the design phase began. At the time of purchase, the building consisted of a 3500-square-foot finished main floor and a completely unfinished, wide-open, 3500-square-foot lower level.

Traffic, sales, and general administration would occupy the main floor, with production, news, and engineering below.

The design phase centered around four priorities: (1) traffic patterns;



**KUMV-TV**





**Lower-level studio is immediately adjacent to news department and also doubles for other local production.**

(2) studio sound insulation; (3) control room flexibility and efficiency; and (4) incorporation of the new facility into a four-station network extending throughout western and central North Dakota.

Architects were hired to study operations. Their recommendations resulted in a practical, traffic-oriented floor plan. Construction details stressed sound insulation with STC levels of 60 in the studio and audio production room and 45 everywhere else. Studio construction consisted of 10-inch off-setting stud walls lined with blanket insulation. The interior studio walls were then lined with acoustical Sound Soak panels to absorb sound further.

The main objectives in the control room were efficiency and flexibility for future expansion and/or revision. To allow access by engineers, customized

production switcher, a Tektronix 1480 waveform monitor for remote monitoring of the transmitters, and a remote-control microprocessor unit. In addition, a separate air-conditioning system just for the control room was installed, complete with a special high-efficiency air cleaning unit to minimize videotape contamination.

A new microwave tower was constructed to provide an STL link and to access the existing four-station microwave loop. A part of the Meyer Broadcasting Television Network, we are now able to receive feeds from any of the other three stations as well as originate feeds at any time. A Harris BT18-H main transmitter and a GE TT32 auxiliary transmitter remain at the old site. Both transmitters were removed with a telemetry channel added to the microwave loop and a control

equipment racks were installed four feet from the wall. Two Ampex VPR-2B one-inch VTRs for commercial production were installed along the adjacent wall, leaving the film chain along the opposite wall. Newly purchased equipment for the racks included an American Data Model 900 20x5 routing switcher, a Grass Valley 1600 1L

channel added to the STL.

Construction at the new site took four months. At the request of engineering, the general contractor gave priority to finishing the control room. This allowed the engineers to begin two months of prewiring and installation of equipment. With this work complete, the final move took place the first Friday in May between sign-off and sign-on. All videotape and slide material for a two-day period had been prerecorded on both 3/4-inch and one-inch videotape. Therefore, the two Sony BVU-200 machines were moved first and made operational. These were followed by the Ampex one-inch machines, film chain, and studio cameras—all of which were operational by Sunday morning. All normal operations (other than becoming familiar with new surroundings) resumed Monday morning. Only two hours of air time were lost due to an early sign-off Friday and a late sign-on Saturday. This would not have been possible without extensive planning and the coordination and energetic assistance of all station personnel.

The wisdom of the move was immediately felt one week later when 14.5 inches of snow fell on May 12. (No one chose to drive out to the old station for old time's sake!) Now, six months later, the equipment and operation have been tested and fine-tuned. Employee morale is high. And changes now on the horizon, which were not even anticipated one year earlier, will be easily incorporated because we planned for the future rather than the present.

# WTVN-TV

**COLUMBUS, OH**

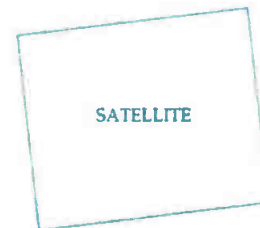
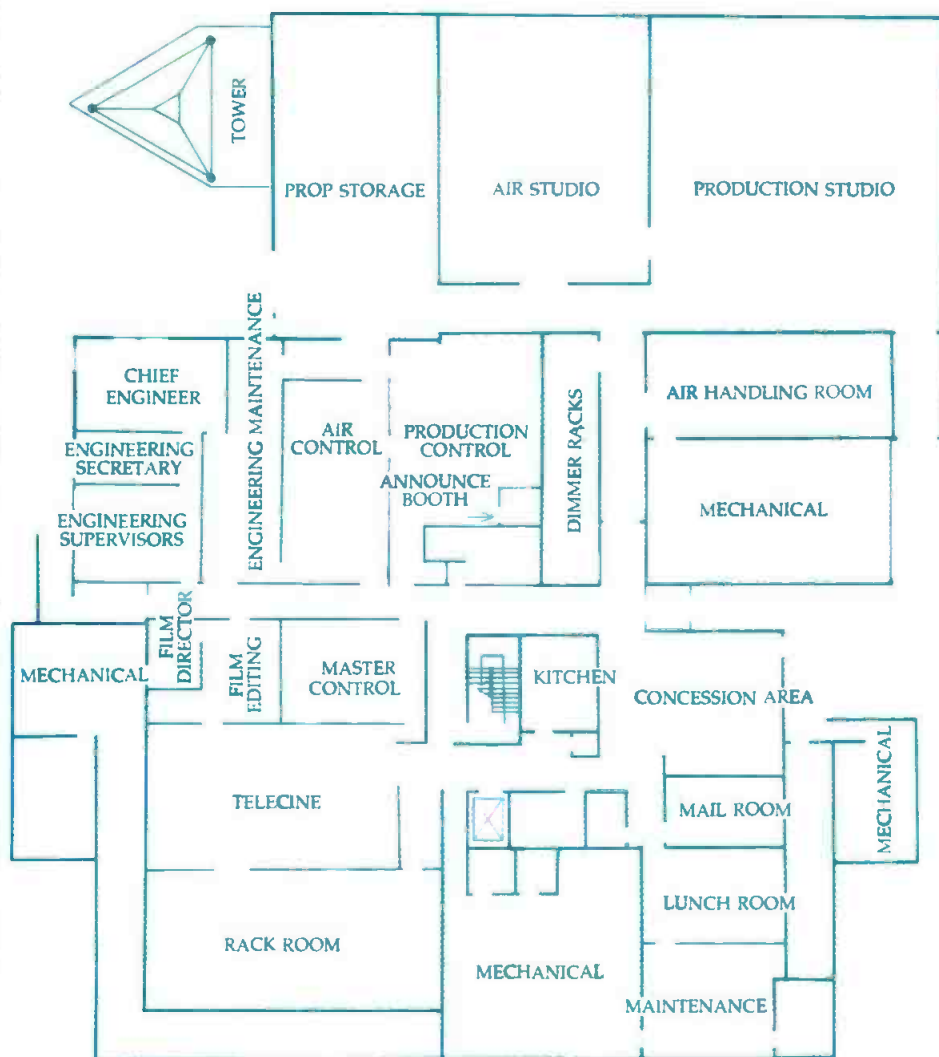
**ADI NO.: 35**

Submitted by  
**JERRY DIXON,**  
Chief Engineer

**A** modern state-of-the-art broadcast facility is a complex combination of tangible and intangible factors which combine the cold, hard realities of equipment, cabling, and space with the concepts of system flow, utilization, and human effectiveness. The complexity increases as news, public affairs, promotions, sports and specials,



**Production control room in use for television commercial. Air control is in the next room.**



**WTVN-TV**

studio has a similar 30x88 two-scene system with three independent faders. All circuitry and lights are interchangeable. The studios share three Ampex BCC-10 studio cameras. Provisions for ENG/EFP cameras are also wired to both studios, the newsroom, the GM's office, and outside.

Signals can be originated from a 2 GHz microwave and a satellite receiver. Permanent facilities for feeding the network and microwave to a satellite uplink provide us with similar ability to distribute programming.

A 3M 80x40 routing switcher puts every source at a finger's touch. Routers feed the three frame syncs and two inputs of the SqueeZoom. This makes every source potentially available on each switcher. Routers also feed the audio boards, the news editing facilities, the screening room, and the CCTV system. With the installation of the routing switcher, we prepared for the future of television stereo by wiring all equipment for two channels of audio. All signals come out to patch panels for maximum versatility. Signals at the patch panel and DAs are all level-consistent. The routing switcher is constructed with interchangeable sections for easier maintenance and reduced down time. The ability, throughout the station, to change a board or a piece of equipment and have the necessary equipment functioning immediately makes production easier and more reliable.

Generous maintenance areas are provided. All equipment was installed so access for maintenance is convenient. All equipment cabling is accessible through computer flooring. Cabling is thoroughly documented and labelled.

Environment controls are separate for each engineering area, enabling individual control. Track lighting in all areas makes operations and maintenance more comfortable and efficient, while broad hallways allow easy traffic and movement of equipment.

Backup systems ensure continued operation even under emergency circumstances. For instance, a generator with automatic start and changeover operates all essential equipment. The

live production and commercial production are added to the basic operation. WTVN-TV is just such a complex facility with heavy commitments to local news and commercial production since April 1979, when the new facility went on line. The basic concepts used to achieve this mixture are the parallel air and production systems, redundant equipment, redundant construction of equipment, generous availability of signals, and meticulous documentation.

The functions of the station are divided among three control rooms. Master control, equipped with a Vital VIX 115 switcher and a Nova 3 computer automation system, is the conduit for all on-air programming. Air control is used for live programming such as news shows and for promotions and convenience production. Production control is used for commercial program production. Air control and production control are equipped almost identically with Vital VIX 114 switchers, McCurdy custom SS 100 audio consoles, Scully reel-to-reel audio recorders, and ITC cart machines. They share a two-channel Chyron IV with four disk

drives, a two-channel Vital SqueeZoom, and three DVS Phaser frame synchronizers. Production control is also equipped with an Orban equalizer, Orban reverb, an RCA turntable, and an audio cassette recorder. The duplication of facilities allows for easy troubleshooting and even direct exchange of facilities in emergencies.

Telecine has five Hitachi HR-200 one-inch VTRs, a Hitachi HR-100, two RCA TCR-100 videocart machines, and RCA TR-600 quad VTR, two RCA TR-70 quad VTRs, four Sony VO-5850 U-Matics, and three RCA film islands.

Two studios mated with the control rooms allow commercial production to occur simultaneously with on-air productions. The air studio is equipped with a Berkey Colortran 24x32 two-scene lighting system. The production





# PERFORMANCE PLUS MEANS

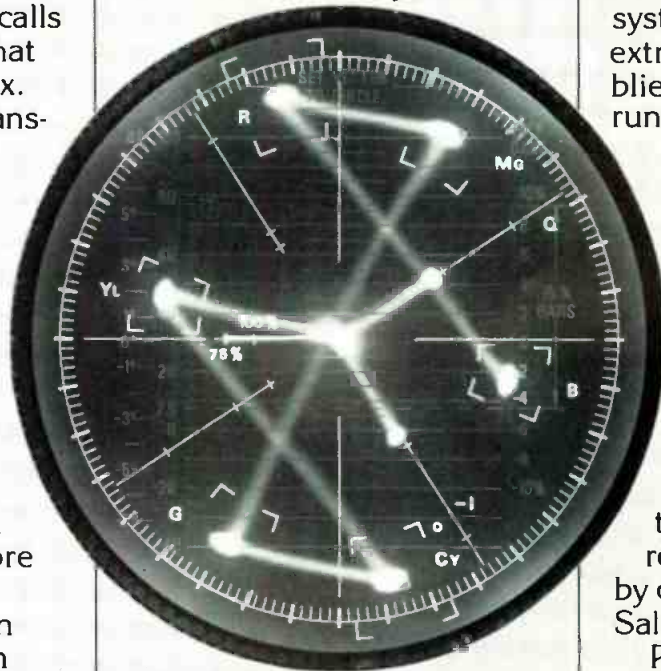


## FOR-A TECHNOLOGY!

This **DIGITAL TIME BASE CORRECTOR** is simply the best TBC available for the price thanks to FOR-A technology. No tweaking or calls to the factory. It works that well...right out of the box. Its performance is so transparent you'll probably ask, "Is it turned ON?"

Performance Plus!  
FOR-A uses advanced 8-bit signal component encoding to give you the highest dynamic range, lowest differential phase and gain, plus lowest distortion. But that's just for openers because FOR-A technology includes more than electronic design. Namely, everything from system design to human engineering. For example: The FA-410 level control functions occur before the A/D converter because video and black levels should be right BEFORE conver-

sion to achieve the best signal to noise ratio for both chrominance and luminance. And when you need



Time base corrected signal input from SONY 820 VTR.

higher video, sync or burst output levels, the FA-410 provides for it with **OUTPUT** level controls conveniently located just behind the front

panel door! That's what we mean by 'Performance Plus.'

We've built uncommon stability into the FA-410 system design including an extra fan to keep PC assemblies and A/D converter chips running comfortably cool.

Put the FA-410 to the test - for transparency, stability, human engineering, resultant picture quality. And for price!

Who are you going to believe? Ads, (including this one) or your EYES.

Arrange a demonstration by your FOR-A Representative or Dealer now by calling the nearest FOR-A Sales Office.

Put FOR-A technology to the test. You'll be glad you did.

**FOR-A**<sup>®</sup>  
INNOVATIONS IN VIDEO

**FOR-A CORPORATION OF AMERICA**

East Coast: 49 Lexington St., Newton, MA 02165 (617) 244-3223  
West Coast: 1680 N. Vine St., Los Angeles, CA 90028 (213) 467-8412

Circle 131 on Reader Service Card

[www.americanradiohistory.com](http://www.americanradiohistory.com)



Typically busy WTVN telecine area has six Hitachi HR VTRs and RCA cart and quad decks.

station operates off a Tektronix 1410 sync generator with automatic emergency changeover to another 1410. There is also an auxiliary sync system

with two sync generators operating with automatic changeover.

The four years that WTVN-TV's present facility has operated have been

a period of growth and change. We will undoubtedly continue to grow and change as our commercial production expands and as technology changes.

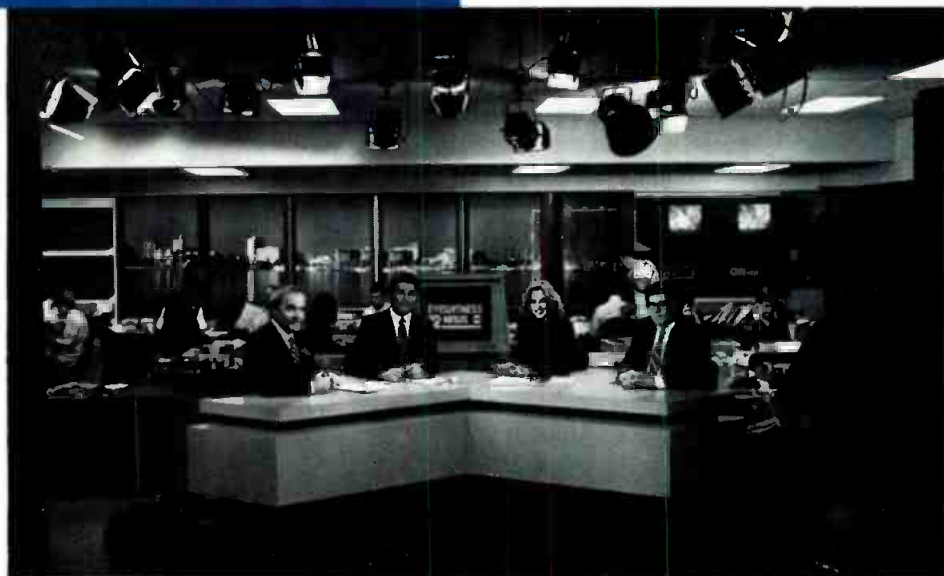
# WPEC-TV

WEST PALM BEACH, FL

ADI NO.: 63

Submitted by  
**ROBERT C. WIEGAND,**  
 General Manager,  
**GEORGE DANNER,**  
 Chief Engineer, and  
**JUDITH GOODMAN,**  
 Corporate Relations  
 Manager


**W**hen Photo Electronics Corporation purchased the ABC-TV affiliate in West Palm Beach, FL (WEAT-TV 12) from the late John D. MacArthur in 1973, it ranked ninetieth in market size and employed 60 people. The station's call letters were changed to WPEC and its facilities were moved into unused space in the parent company's manu-



The newsroom has its own lighting grid and functions as a second studio. The 20-foot reversible photo mural backdrop was made from a series of 35 mm slides by the parent company's photo division, LaserColor Laboratories.



# Wilk's modular standby power supply- As easy as



Wilk Power and Video's CATV standby power supply features a unique, totally modular compact design which allows easy plug-in installation of components whenever you wish. This simply means that if you  are not ready for standby power now,  you can invest in the power supply today,  any time later simply add a plug-in  standby power module, and  when you're ready for Status Monitoring, just plug in Wilk's Status Monitoring Module.

This modularity also means that all parts are readily accessible for ease of maintenance, and yet this rugged heavy-duty unit offers long-term reliability with power to spare. The unique composite ferro-resonant transformer design regulates voltage in both utility and standby modes, sustaining the output voltage within 3% of the 60V nominal.


And, only Wilk offers the Standby Power Status Monitoring System to continuously poll up to 1000 power supplies on critical parameters. It even has the capability to interrogate a specific power supply to obtain supplementary information.

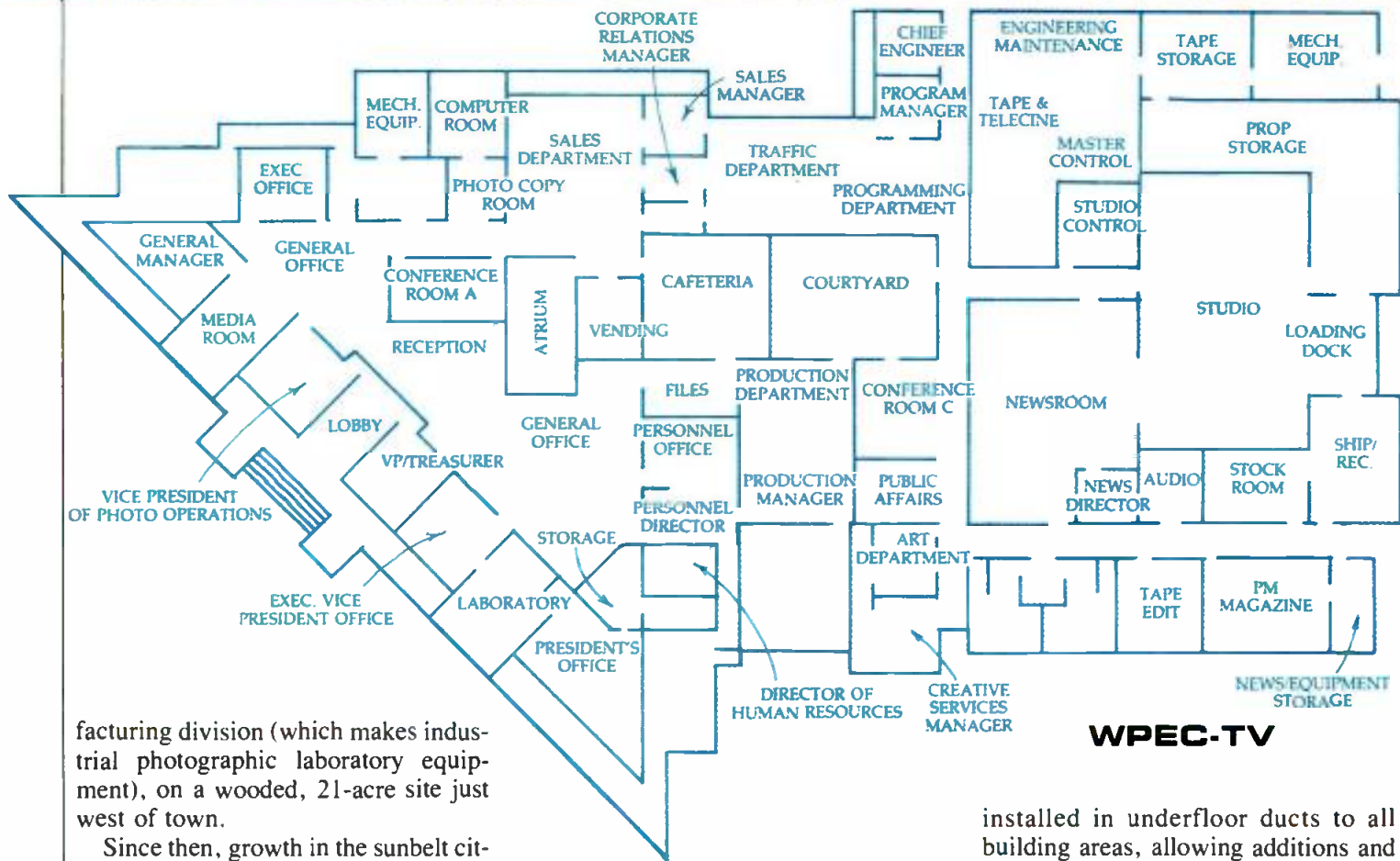
Only Wilk's totally modular standby power supply lets you put off until tomorrow what you can't do today.

With our unique design features and reliable performance, we supply power when you need it. **For more information call toll free: (800) 828-7641.**



U.S. Corporate Offices:  
16255 Ventura Blvd., Suite 1001, Encino, CA 91436  
(213) 788-2338 / Toll Free: 800-828-7641  
Eastern Regional Offices:  
12 Terhune St., Oakland, NJ 07436  
(201) 337-8158 / Toll Free: 800-828-7641





**WPEC-TV**

facturing division (which makes industrial photographic laboratory equipment), on a wooded, 21-acre site just west of town.

Since then, growth in the sunbelt cities, and particularly South Florida, has moved our ADI rank to 63, and employment has increased to over 100.

Station management, recognizing that a modern TV station in a highly competitive market needed a facility specifically designed to meet its needs, selected the local architectural firm of Peacock and Lewis to design a new \$2.5 million broadcast center next door to the existing facility. Working closely with top management and the engineering department, a new 23,000-square-foot facility combining the TV operation and a new corporate headquarters

was designed, doubling the station's space.

The principal guideline was to produce a smoothly functioning building emphasizing outdoor views for virtually all departments and eliminating the overcrowding and traffic problems of the old facility. Rather than two production studios, it was decided to make the newsroom itself into a studio. It has its own lighting grid served by a section of the new Berkey Colortran lighting panel, and connects to the main studio (1650 square feet) through a 12x12-foot moveable wall with a 50 dB sound rating. Studio cameras can be moved into the newsroom as necessary.

All technical areas of the building are glass-enclosed to give a feeling of openness for operating personnel and to allow frequent group tours to observe operations without interference.

Power, telephone, TV distribution, and computer data lines are

installed in underfloor ducts to all building areas, allowing additions and changes to be made with ease.

A separate entrance with a canopy is provided for the production and news crews. Equipment storage areas immediately adjacent to the loading bay allow cameras and tape gear to be easily stored, batteries charged in specially constructed racks, and equipment to be moved into and out of the station's vehicle even during South Florida's frequent rain showers. A 120x160-foot grass ellipse immediately in front of the building is an FAA-licensed helistop for the news helicopter.


Since most of the station's equipment was dependable and relatively trouble-free, it was decided to still use most of it in the new building, adding new sync generators, distribution amplifiers, monitoring, and a new Central Dynamics 480 switcher. In addition to moving the existing equipment, seven new Sony BVU-800s were added to the 3/4-inch tape editing suite, which already included eight units. Another two VCRs were added for on-air playback, satellite feeds, DEF recording, and so on.

Linked to the original building by a covered walkway, the new WPEC-TV 12 facilities are reached via a curving entrance road through an area landscaped with native Florida vegetation, fulfilling the goal to provide a beautiful and spacious home for a busy television station and its people.



**Tape and telecine's spacious layout can be easily seen through the glass walls of studio control. The producer's console is in the foreground.**





# Camera Mart and MILAB<sup>TM</sup>

Whatever your professional needs Milab makes the right microphone at the right price. Each model is engineered with special capabilities to give you top performance and versatility in all your PA, broadcast and recording requirements. *And each is the best in its class for the money.*

**LC-25 Transformerless Cardioid:**  
For extraordinary purity of sound. Very low inherent noise for the most demanding studio work such as direct-to-disc or digital recording.

**DC-63 Variable Pattern:**  
For general studio and concert hall use, where the ultimate fidelity and ambient sound pick up is required, from close-in vocals to full orchestra and chorus.

**DC-21 Cardioid:**  
Small, rugged, lightweight. For podium, PA use, and as choir/orchestra pick up in close to long range. Good definition for strings and brass.

**VM-41 Cardioid:**  
For acoustic instruments, overhead percussion, cymbals, snare and brass. Close to medium range PA and ENG work.

**DC-96B Studio Cardioid:**  
For all studio and line recording use. Low noise, high output. For instruments, narration or choir. Close or distant work.

**XY-82 Coincident Stereo Cardioid:**  
Top of the line dual cardioid stereo/mono with separate outputs. Two single membrane condenser capsules, smooth on and off-axis frequency response, two separate pre-amps, two separate output signals. Unmatched fidelity and versatility.

**BM-73 Cardioid:**  
For live hand held vocals, drums and amplified instruments. Built-in "pop" filter with LF roll-off. Close to medium range studio or outdoor work.

**SIMPLY THE BEST PERFORMANCE FOR THE MONEY IN PROFESSIONAL CONDENSER MICROPHONES.**

*Exclusive USA Distributor. Dealer Inquiries Invited.*

**The Camera Mart, Inc.**

456 West 55th Street, New York 10019 • (212) 757-6977 Telex: 1-2078

**Sales • Service • Rental**

*Circle 139 on Reader Service Card*

# HOW TO AVOID A FORMAT FAUX PAS.

There has been mounting confusion over which combination camera/recorder format to choose. And for obvious reasons. With the addition of so many new formats, nobody wants to make a mistake that can range from thousands to millions of dollars.

But if you follow these simple steps, you'll never get caught with your wallet, or your neck, in the proverbial wringer. **LOOK FOR EVOLUTION. NOT REVOLUTION.**

Apparently, many manufacturers feel it's in their best interest to have you replace your existing U-matic™ equipment with their new stand-alone systems.

At Sony, we think it's foolhardy to leave you no option but to make a 180° turn and orphan your existing editing suite. So we designed Betacam™ as an evolutionary system. One that easily and efficiently plugs into what's come before.

This Sony theory of peaceful coexistence allows you to enter the world of one-piece camera/recorders at your own pace. And in this way you not only protect your existing

U-matic investment. You gain field equipment that's more compact and portable, and a dramatic improvement in technical performance. Furthermore, dramatic improvements are also on the horizon for Sony U-matic. The evolution of both these formats is planned and it's total.

**FIND A ½" SYSTEM THAT'S WHOLE.**

For those of you who want to capitalize on the outstanding technical performance of an overall ½" system, scrutinize carefully the complete system from Sony.


After all, who else has a portable color field player like our BVW 20? Or our ½" edit-recorder, the BVW 40, which looks and feels like the Sony U-matic equipment you're accustomed to using? And who else promises an ongoing commitment to ½" system expansion and refinements that you will see next year and every other year?

**BE PENNY-WISE**

**WITHOUT BEING POUND-FOOLISH.**

The Sony Betacam system has proven itself on both the





firing line in Nicaragua and the fifty-yard line at the Super Bowl.

That's because our format was chosen to be optimum for both ENG and EFP, which is why Betacam is not just the lightest, smallest, most compact  $\frac{1}{2}$ " system you can buy (as well as the least expensive), but its picture quality rivals 1".

Whatever you've been told you might gain from the various  $\frac{1}{4}$ " formats, when and if they become available, will be totally erased by the fact that  $\frac{1}{4}$ " is not at all suitable for high-quality EFP. Which means, if you purchase  $\frac{1}{4}$ " for ENG, you'll no doubt have to purchase an entire new system for field production.

#### THERE'S SAFETY IN NUMBERS.

With over 1,000 Betacams already sold to key end users, Betacam is virtually the worldwide de facto standard now.

We believe Betacam is outselling all the others by such a wide margin because it's better than all the others by such a wide margin. It's the only camera/recorder that focuses on the big picture. A picture that includes your existing investment;

your need for both ENG and EFP; your desire for light weight and high quality; and a total system approach.

If you want to make sure you'll own the standard of excellence in the years ahead, insist on the camera/recorder from the people who created the standard of excellence in the years past.

For a demonstration, in New York or New Jersey call (201) 833-5350; in the Northeast/Mid-Atlantic (201) 833-5375; in the Midwest (312) 773-6045; in the Southeast (404) 451-7671; in the Southwest (214) 659-3600; and in the West (213) 841-8711.

**SONY**  
Broadcast



# PACIFIC VIDEO

## LOS ANGELES, CA

Submitted by  
**LEON D. SILVERMAN,**  
 Vice President

**T**he 20,000-square-foot Pacific Video facility was developed following a year-long study of existing post-production plants. At the heart of the facility's design is the concept that our customer's creative requirements are as important as the engineering needs. The goal was to remove all of the technical harassments that have surrounded many post-production operations, so that our customers could be free to create.

One of the ways in which this challenge was met was by the physical separation and isolation of the editing suites from the master control area and the banks of VTRs. Only remote-control functions are located in the edit suites. Further, the editing suites are much more spacious than is customary. They are set up on two levels, with the operating positions on a raised plat-

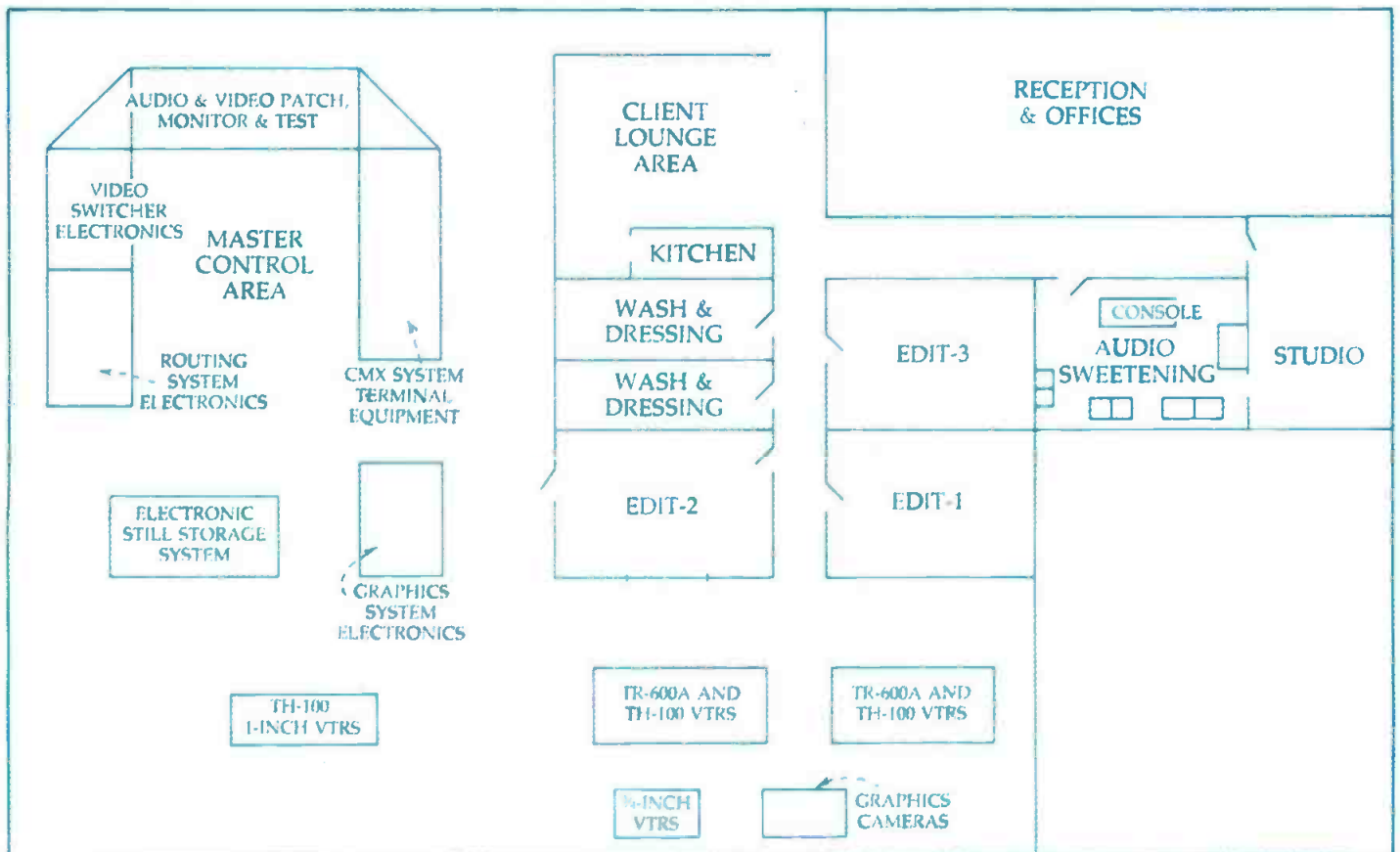


**The Thomson Vidifont Graphics V system is located in the center of the master control room. Remote keyboards for the system are located in the editing suites.**

form. The lower level provides room for additional clients and production personnel who are not directly involved in the edit decision-making operation. A circular conference table is set off to the side to eliminate the distractions of people and conversations behind the

director/editing team. The key people in the editing session—director and editor—are located in the center, visually and acoustically the best part of the room.

The edit suites were laid out for production operations, with ample desk



### PACIFIC VIDEO





**The CMX 340X keyboard and terminal shown here have corresponding CMX-1<sup>2</sup> intelligent interfaces located in the master control operator stations. To the right of the CMX terminal is the audio console and Grass Valley switcher.**

space to the left of the editor. On the table directly in front of the editor is the CMX terminal and editing keyboard. We are currently using a CMX 340X, and awaiting delivery of the new 3400 hardware and software. To the right is the audio console, then the Grass Valley 300 production switcher with two-channel DVE, then remote keyboards for the Thomson Vidifont Graphics V system and Anpex ESS II still store.

Deciding on the equipment complement for Pacific Video was a two-step process. First, we investigated the range of products needed to set up the post-production center. Then came the more difficult process of making economic projections to determine what kind and how much equipment should be purchased in order for the facility to become profitable in the shortest period of time. The final equipment list was

calculated by knowing how much each piece of equipment could be billed per hour, and figuring out how much return could be obtained from the investment.

Master control at Pacific Video is a large L-shaped computer-floored room where all VTRs are arranged in an extended line. There are three major groupings: the first two are five Sony BVU-1000 and BVH-1100s, the third group consists of three one-inch VTRs and a quad deck. In the center of each of these groups is an "operator's station," a rack consisting of a Conrac 6142 19-inch color monitor, a Tektronix 1480M waveform generator, a Lenco PSW-467 video switcher which allows the operator to monitor the output of each of the VTRs in that group, the switcher outputs for every edit suite, the CMX display, and the routing switcher machine assignment display.

The operator's station also holds CMX-1<sup>2</sup> (intelligent interface) and Leitch SP6-130N sync generators for each VTR, an Auburn DBM-1 blanking meter, and RTS intercom for edit-room-to-master-control communications. Next to the third grouping of VTRs is an area for all helical-scan VTRs: Sony BVU-800s and 2860s, all with sync generators and I's.

Timing for our post-production center was a major consideration in system planning. Our goal was a "zero time plant" where system phase, subcarrier phase, pedestal, sync and burst, setup, and chroma can all be maintained constantly. With a zero time reference, once a signal arrives in time and phase, it can be distributed to every tape machine in the building via the routing switcher. Each tape machine has its own input selector and can select any output from the routing switcher. This permits direct access from any of our VTRs, edit suites, or production studio directly into any selected tape machine for recording.

The main Image Video routing system (50x48) was designed so that four levels can be routed independently. In this way, audio can be taken from one machine, time code from another, and video from a third. Tied to the main router is another, smaller routing switcher whose sole purpose is to assign tape machines to edit suites.

At Pacific Video we have attempted to balance the creative needs of our clients with our desire to build a technical plant that is as maintenance-free as possible. Our approach to the physical separation of large customer-oriented edit suites from our highly efficient master control area has helped us meet this challenge.

## EMPIRE VIDEO

### NEW YORK, NY

Submitted by  
**TOM SAYLOR,**  
Chief Engineer

**E**mpire Video is the brainchild of Lenny Davidowitz, a veteran video editor. Lenny wanted to open his own post-production facility that would provide state-of-the-art one-inch editorial equipment

in comfortable, relaxed surroundings. His extensive knowledge of film editing has helped attract clients in the field of television commercials. Because so much work today is being shot on film and completed on tape, many film producers want a tape editor who can understand their particular needs. These factors combined create a successful Empire Video, which began to take shape in early 1983. Lenny assem-

bled the personnel necessary to operate the company: playback is handled by Ron Sabatino; Anne Shepherd is director of operations and I am the chief engineer. We think it's necessary that we function as a cohesive team, and we share a philosophy of providing personalized service to our clients.

For the physical operation we found 9300 square feet of space in midtown Manhattan. Proximity to clients was an

important consideration. Approximately two thirds of the floor is occupied by the post-production facility. The layout was designed for clients to enjoy spacious accommodations in both the editing suites and lounge. The maintenance shop, library, and offices are in a separate area to keep traffic in those locations to a minimum.

We currently have three Ampex VPR 2Bs and one Sony BVH 2000, which will all be replaced by four Ampex VPR 3s as soon as they become available. Our computer editor is the CMX 340X with Motion Memory, which will be upgraded to the CMX 3400. We chose the CDL 1080 switcher for dependability. We have an Ampex digital optics system for digital video effects. Two timed utility bus outputs feed the ADO inputs and can be directly reentered into the switcher, as the delay through the ADO is one frame. We also have interfaced to the CMX two Sony BVU 800s and a Fortel Y-688 time base corrector. The Fortel takes the RF dub out of the VTR for its input while having a 32-line memory and image processing. For titling and graphics we have a Dubner CBG-1 and two Ikegami black-and-white cameras. We chose a Shibasoku CMM20-11



**Empire's new one-inch editing suite was designed and built by AF Associates. The facility includes a CDL 1080 switcher, an Ampex ADO, Dubner CBG-1, an ADM 1600 console, and Studer A-80 tape deck.**

monitor fed by a 10x1 video switcher for viewing in the edit suite.

The CMX GPI was interfaced to our



system by Steve Rotter, using Cherry Hill slide switches to delegate control. Ten functions in the CDL 1080 and four functions in the ADO control panel can be individually activated. In addition, everything else in the editing console can be started by using the GPI. Our audio requirements were filled by an ADM 1600 II 16-input board with two inputs per fader and a Studer A-80 tape deck modified to accept neo, FM, or

**QUANTUM**  
AUDIO LABS, INC.

A CROFT-AM COMPANY  
1909 Fiverside Drive  
Glendale, California 91201  
Telephone (213) 841-0970

**SERIES 22  
BROADCAST/PRODUCTION  
MODULAR CONSOLES**

PLEASE WRITE FOR  
OUR COLOR BROCHURE



Circle 134 on Reader Service Card

**NEW YORK—WIRELESS**

**ARTECH HME NADY  
SONY SWINTEK**

**FACTORY AUTHORIZED SERVICE  
TUNE-UPS — CALIBRATION  
SALES — RENTALS — ACCESSORIES**

**WESTEC AUDIO VIDEO INC  
1841 BROADWAY 1203  
NEW YORK N.Y. 10023  
212-586-1662**

Circle 135 on Reader Service Card



# The maximum for the minimum

In designing the HK-302, Ikegami kept the frills—and the price—to a minimum while maximizing the performance. And that helps keep a moderate equipment budget from interfering with first-quality program origination.

However, staying with the basics doesn't mean sacrificing advanced technology. The HK-302's highly efficient optical system coupled to  $\frac{2}{3}$ " low capacitance diode-gun Plumbicon\* tubes and high transconductance FET pre-amps deliver sharp, low noise pictures (S/N 57 dB) with excellent colorimetry. And the compact camera head includes a full range of operational automatics to ensure consistent signal quality.

Built-in test, maintenance and operational features are integral parts of this camera's "basics" as well. A comprehensive test pulse system lets you adjust the video with the pick-up tubes off or removed.

Complete monitoring circuitry and a broadcast quality sync generator with genlock are also standard features.

To add to the versatility of the HK-302, use the Ikegami automatic highlight compression option. It ensures highly detailed pictures even in high contrast scenes.


With the HK-302 you don't have to mortgage your station to afford prime time performance. So if you're looking for the maximum in studio production capability with a minimum of cost and maintenance, look over the Ikegami HK-302. For complete information and a demonstration, contact Ikegami.

## Ikegami HK-302

Ikegami Electronics (USA) Inc., 37 Brook Avenue, Maywood, NJ 07607; (201) 368-9171

Northeast: (201) 368-9171  West Coast: (213) 534-0050  Southwest: (713) 445-0100  Southeast: (912) 924-0061  Canada: (201) 368-9179

\*Registered TM of N.V. Philips



Circle 136 on Reader Service Card

St

**There's a Microtime Time Base Corrector for every application. And budget.**

**T-100.** One of the lowest priced digital TBCs in the world. But you'd never know it when you see what it does. Designed with many of the features that made our T-120 the industry leader, the T-100 offers unparalleled performance for a wide range of broadcast, industrial, cable and low power television applications. The most TBC for the money. **\$6,950.**



**T-120.** The T-120 does everything but cost a lot. Engineered to bring out the best in non-segmented 1/2" and 3/4" VTRs. Designed and built to outperform anything in its class. The price: **\$8,450.**



**T-120D.** A dynamic breakthrough in TBC technology. The T-120D features two major improvements: **DYNAMIC TRACKING (DT)\*** and digital effects capabilities. DT operation allows for "on air" slow motion and freeze frame when used

with a **SONY\* BVU-820 U-MATIC\* VTR.** Connect two T-120Ds to our optional E-120 effects processor, and the result is an inexpensive effects system that provides A/B roll editing, digital effects and **DYNAMIC TRACKING.\*** Only **\$9,950.**



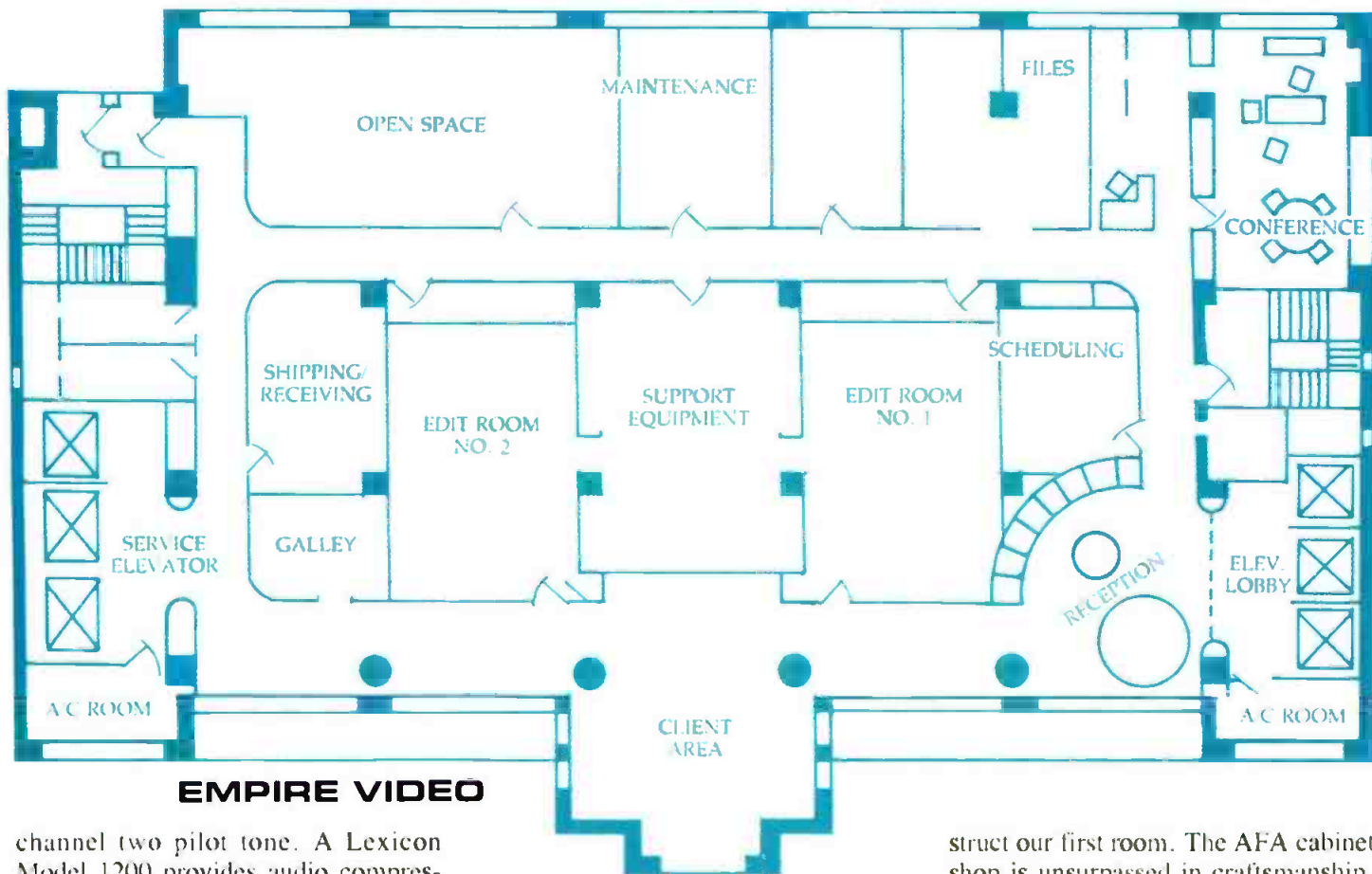
\*DYNAMIC TRACKING, SONY and U-MATIC are registered trademarks of Sony Corp. ©

**MICROTIME**  
A Subsidiary of **ANDERSEN GROUP**  
1280 Blue Hills Ave., Bloomfield, CT 06002. (203) 242-4242.  
TWX 710-425-1165.  
Circle 133 on Reader Service Card

**All in good time.**







## EMPIRE VIDEO

channel two pilot tone. A Lexicon Model 1200 provides audio compression/expansion capabilities. The equipment room has one row of eleven racks. The computer floor has a direct feed of seven tons of air conditioning with the return directly above the rack for even distribution of air through the equip-

ment. Clients do not have direct access to this room, which allows us better control over both machines and materials.

AF Associates of Northvale, NJ, was chosen to design, modify, and con-

struct our first room. The AFA cabinet shop is unsurpassed in craftsmanship. The equipment was assembled and cabled at AFA's headquarters before being moved to Empire Video. Once the actual installation began, work proceeded at a rapid pace. We were operating within two weeks of receiving our first piece of equipment and able to meet our deadline in accepting bookings from clients. All who participated can be proud of their efforts and the results!

Because of our commitment to keep Empire Video a top-ranked post-production facility in a very competitive industry, we are constantly evaluating new equipment. We anticipate offering a Fortel color corrector in the near future. We are planning to expand our graphic capability with the addition of a color camera and auxiliary lighting system for general use. We have constructed the shell of our second editorial suite, which is a mirror image of the first in both its interior design and rack layout. We plan to be on-line with our second room by July 1984.

It has been a rewarding experience for all of us to participate in Empire Video becoming a reality. We have achieved a reputation for quality work in a very short time. The favorable response by clients is evident in their return to work here as new projects move to the post-production stage. We look forward to continued success and growth in the future.




**The equipment room, with one row of 11 racks, offers monitoring, taping, patching, and time base correction. The tape machines shown here are a Sony BVH 2000, and three Ampex VPR 2Bs.**

# NATIONAL VIDEO CENTER

## NEW YORK, NY

Submitted by  
**HERB OHLANDT,**  
Vice President,  
Engineering

**N**ational Video Center/Recording Studios is currently enjoying a highly successful "change of life." Almost 25 years ago, studio co-owners Hal Lustig and Irv Kaufman founded National Recording Studios in an office building on New York City's Fifth Avenue. Expanding steadily to meet increased business demands, primarily for their TV and radio commercial recording abilities. National eventually grew to encompass a decidedly cramped 12,000 square feet. Kaufman and Lustig were able to increase National's



In National Video's Edit A, the Datatron Vanguard editor with Level 6.0 software interfaces with a GVG 1600-3H switcher with E-MEM and AFV. Chyron graphics unit is seen at right.

involvement with post-production and audio mixing for video. But, until April

1981, the lack of space prevented them from making a total commitment to

## A product of years of refinement



Our well known Model "F" VHF television transmitter is a sixth-generation design. With solid-state circuits, modular construction and our control logic bypass system, it has proven reliability and cost-effectiveness. Offered in power ratings from 250 W to the 30 kW model shown here, it's available from:

**LARCON**

LARCAN COMMUNICATIONS EQUIPMENT INC.

6520 Northam Drive, Mississauga, Ontario L4V 1H9

Telephone (416) 678-9970 Telex 06-968055

In USA: Lewis F. Page, 323D Washington Blvd., Laurel, Maryland 20707

Telephone (301) 490-6800

**SOLD**  
(Model TTC 3000FH)  
to WVAN-TV Savannah, GA.


Coming in January . . .

## GREAT IDEA NOTEBOOK

Our new department will feature the best engineering ideas from radio and TV stations and production facilities around the country. Get out your thinking caps and start working on some new ways of doing things: computer programs, test procedures, transmission, control, production, interface, etc., etc. We require a typewritten description of the idea, double-spaced, up to three pages long. Plus *neatly* drawn engineering diagrams and/or illustrations. Send ideas directly to: Great Idea Editor, *BM/E*, 295 Madison Avenue, New York, NY 10017. For each idea published we will pay the author \$50.




# DOLBY® NOISE REDUCTION FOR THE 1980'S



SP multi-track unit




360 single-track units



CN 234 for  
Sony BVH 2000



CN 221B for  
Sony BVH  
1000/1100



CN 226 for  
Ampex  
VPR-2

Dolby noise reduction is keeping pace with today's demand for high-quality sound — everywhere. With the introduction of such products as plug-in modules for VTRs and the SP multi-track unit, it is easier than ever before to protect *all* your irreplaceable audio tracks from hiss, hum, and print-through. From broadcasting to music recording, from video sweetening to motion picture dubbing, Dolby A-type NR reliably continues to fulfill its original promise: effective noise reduction combined with complete signal integrity.

Dolby Laboratories Inc., 731 Sansome St., San Francisco, CA 94111, Telephone 415-392-0300, Telex 34409, 346 Clapham Road, London SW9, Telephone 01-720-1111, Telex 919109. "Dolby" and the double-D symbol are trademarks of Dolby Laboratories Licensing Corp. S83/5050



Circle 137 on Reader Service Card

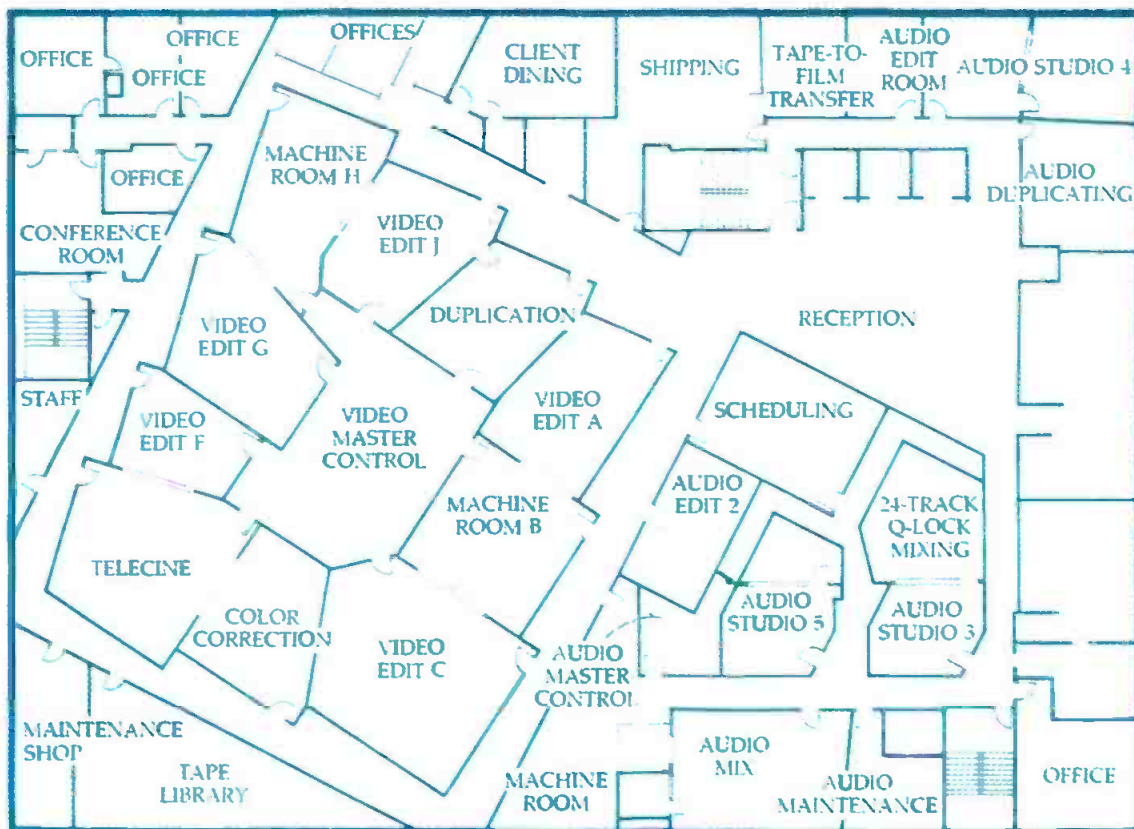
video production.

When National opened the doors to its new home two and a half years ago, the company underwent a total metamorphosis. NYC's former West Side Airline Terminal Building provided 55,000 square feet of space, ample room for both large-scale studio production and state-of-the-art post-production.

Original hopes were that the new National would find a niche in NY's thriving commercial production industry. However, the move happened to coincide with the first wave of large-scale cable TV production. Almost

from the outset, the 4000-square-foot TV I was booked solidly for a number of months with CBS Cable, and then Hearst/ABC. National's growth was far beyond what the facility originally considered "realistic" projections, so much so that it found itself far ahead of schedule for the completion of TV I, the 2000-square-foot TV II, and its third floor post-production facilities.

At the time of its move in April 1981, National offered a total of three edit rooms, the most sophisticated of which featured CMX 340X computerized editing with five-machine interface, a



**NATIONAL VIDEO CENTER**

Grass Valley 300 Switcher with DVE, and Chyron and BEI character generators. One of the largest editing rooms in the country, the 750-square-foot room was designed primarily for long show editing sessions.

In October of this year we cut the ribbon on Edit Room G, a 550-square-foot state-of-the-art \$1 million+ room which has built-in audio-follow-video capabilities. Designed to handle up to seven machines—three Ampex VPR-3s, an Ampex VPR-2B, two Sony BVU-800s and a Sony BVU-820—it features a Datatron Vanguard editor, complete with "Smartscan" capability, extensive list management, and user-definable keys. It also has a Grass Valley 300-3A switcher complete with Master E-MEM, and a full set of options, including borderline keys and chroma keys. The audio board is an ADM Technology Model VP 803. The board can be operated in normal fashion as an 8x3 console with full EQ, channel assignment, and so on, and can also be controlled by the

Vanguard editor working through the Grass Valley SIA interface card for fader selection and level control, using the VCA technology within the board.

All our video distribution, as well as two levels of audio, 30x40, expandable to 50x70, is handled by Grass Valley Series 3400 DAs and Spectra-Sonics audio DAs. Audio boards are by Quantum and ADM, waveform monitoring is by Tektronix, with color monitors by Conrac and Tektronix. Our Utah Scientific routing switcher provides us with very high signal quality and rapid equipment configuration, thought luxurious by some, but useful to us.

Other post-production hardware on line at National includes a Grass Valley DVE Mark II two-channel effects unit, two Ampex ADOs, BEI 3000 character generators, and film-to-tape transfers with a Bosch FDL-60 B telecine coupled with a Corporate Communications color corrector. ATRs are from Ampex and MCI. And, maintaining close ties with its audio recording roots, the facility features 24-track capability.

On the production front, National's studios are outfitted with RCA TK47 BEPs on Vinten Fulmar pedestals.

A close examination of the source of National's ongoing success story must focus on its ability to serve not one, but many types of clients, and to provide each of them with a uniformly high level of dependable audio and video production and post-production quality.




Photo: Goodbody & Meacham

**View of TV 1's Grass Valley 300-3 switcher. This large studio has 24-track audio capability, with an MCI JH-500 recorder and MCI and Ampex ATRs.**



# JVC INTRODUCES KY-310 U

## THE 4<sup>th</sup> GENERATION



Look inside JVC's new KY-310U and you'll see what makes it the camera you've been asking for, all contained in a compact nine-pound package.

JVC has followed the advice of thousands of users of its immensely successful KY-series of 3-tube professional color

cameras to design a fourth generation with high-resolution prism optics, ultra-sensitive Saticon\* tubes, 57 dB S/N ratio, and 600 lines resolution.

JVC's expertise in miniaturization has loaded the double-sided circuit boards with such features as auto-shift registration, auto-white and auto-black balance, automatic black level, automatic beam control, matrix masking, auto-iris, and pickup tube protection.

KY-310U has everything you've wanted in one value-packed camera. Write today for complete details.

JVC COMPANY OF AMERICA  
Professional Video Div.  
41 Slater Drive, Elmwood Park, NJ 07407  
JVC CANADA, INC., Scarborough, Ont.

For faster action, call toll-free:

**1-800-JVC-5825**

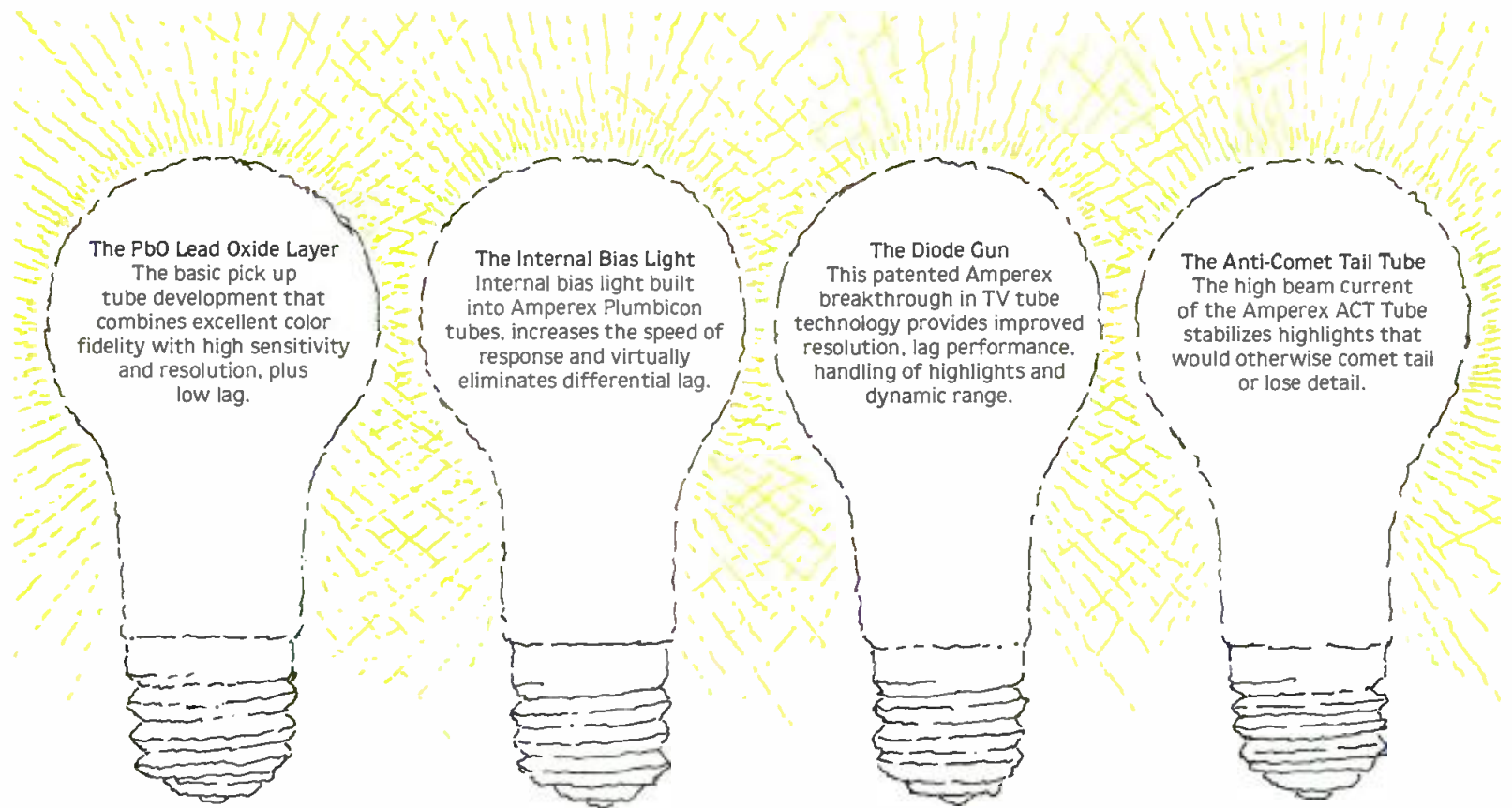


# JVC®

JVC COMPANY OF AMERICA  
Professional Video Division

\*Trademark of Hitachi Denshi, Ltd.  
© 1983 JVC COMPANY OF AMERICA

**Someday  
others will build  
3-tube  
color cameras  
like JVC.  
Not yet!**



**The PbO Lead Oxide Layer**  
The basic pick up tube development that combines excellent color fidelity with high sensitivity and resolution, plus low lag.

**The Internal Bias Light**  
Internal bias light built into Amperex Plumbicon tubes, increases the speed of response and virtually eliminates differential lag.

**The Diode Gun**  
This patented Amperex breakthrough in TV tube technology provides improved resolution, lag performance, handling of highlights and dynamic range.

**The Anti-Comet Tail Tube**  
The high beam current of the Amperex ACT Tube stabilizes highlights that would otherwise comet tail or lose detail.

## Eight brilliant ideas in TV





**The Extended Red Layer**  
This new development, a rebalancing of layer physics and semiconductor properties, allows for the coverage of brilliant reds without image retention.

**The Non-Microphonic Mesh**  
The mesh design of Amperex Plumbicon tubes stops microphonics at the source by preventing the buildup of vibrations.

**Low Output Capacitance (LOC)**  
By redesigning the transparent conductive film on the target and utilizing a feedthrough target connection, Amperex has reduced the output capacitance of the tube and improved signal-to-noise.

**Range of Tube Size from 30/45mm to 1/2 Inch**  
The broadest line of pick up tubes allows color camera users to obtain optimum performance in virtually every production and broadcast situation.

## technology and what they mean to you.



The current high state-of-the-art of TV color cameras owes a great deal to the ideas and insights generated by Amperex and Philips. In fact, our corporate family has developed more innovations and refinements in pick up tube technology than anyone else.

Behind each flash of brilliance is a deep understanding of the broadcasting industry. We know, for example, how competitive pressures have created a need for cameras that deliver increasingly better performance in a variety of difficult situations.

We've responded... with one innovation after another until today, we offer the broadest line of extended performance Plumbicon tubes. No matter what cameras you use—domestic or imported—we have the tube that can optimize their performance. Which makes the specifying of Amperex Plumbicon tubes a pretty bright idea in itself.

For more information call or write Amperex Electronic Corporation, Slatersville Division, Slatersville, Rhode Island 02876. (401) 762-3800. Made in Rhode Island, U.S.A. Delivered to you in twenty-four hours or less.

**Amperex®**  
**WE MAKE IT HAPPEN**

A NORTH AMERICAN PHILIPS COMPANY

Circle 141 on Reader Service Card

# WRC-AM

## WASHINGTON, DC

**METRO RANK:**  
**9**

Submitted by  
**THOMAS L. MANN,**  
Engineering Manager

**T**he National Broadcasting Company's WRC, Washington, DC is one of the oldest radio stations in the country, having been in continuous operation since August 1, 1923. It was fitting, on the station's sixtieth birthday, that it be housed in a new 10,000-square-foot state-of-the-art broadcast home.


Although planning began on the new building several years before, the exact engineering design work on the technical facility was not begun until September 1982. The station had to move out of the old facilities completely in less than a year. Additionally, it was important that the main air studios be moved to and be operating in the new facility in considerably less than a year.

On top of this extremely tight deadline, the WRC facility is especially complex, programming news/talk in the nation's capitol. This format is live from the studios 15 hours daily, with nine hours overnight coming from NBC's "TalkNet" via satellite. The programming calls for program origination by numerous remotes each day from the homes and offices of various WRC personalities, as well as taking telephone calls in the studios. The WRC news operation is fully computerized, taking news from virtually all the national and international news wires, as well as business news and weather, and reading it electronically, direct from the wire, into computer memory, from which the WRC news personnel can recall any story at any time and edit it for air.

The design and construction of the technical facility took place from September to December 1982, with equipment specification and purchasing during the same period to meet early January 1983 delivery requirements. This simultaneous design and equipment specification required that matters proceed on an "as needed" basis. After great deliberation, we selected McCurdy Radio Industries to supply the



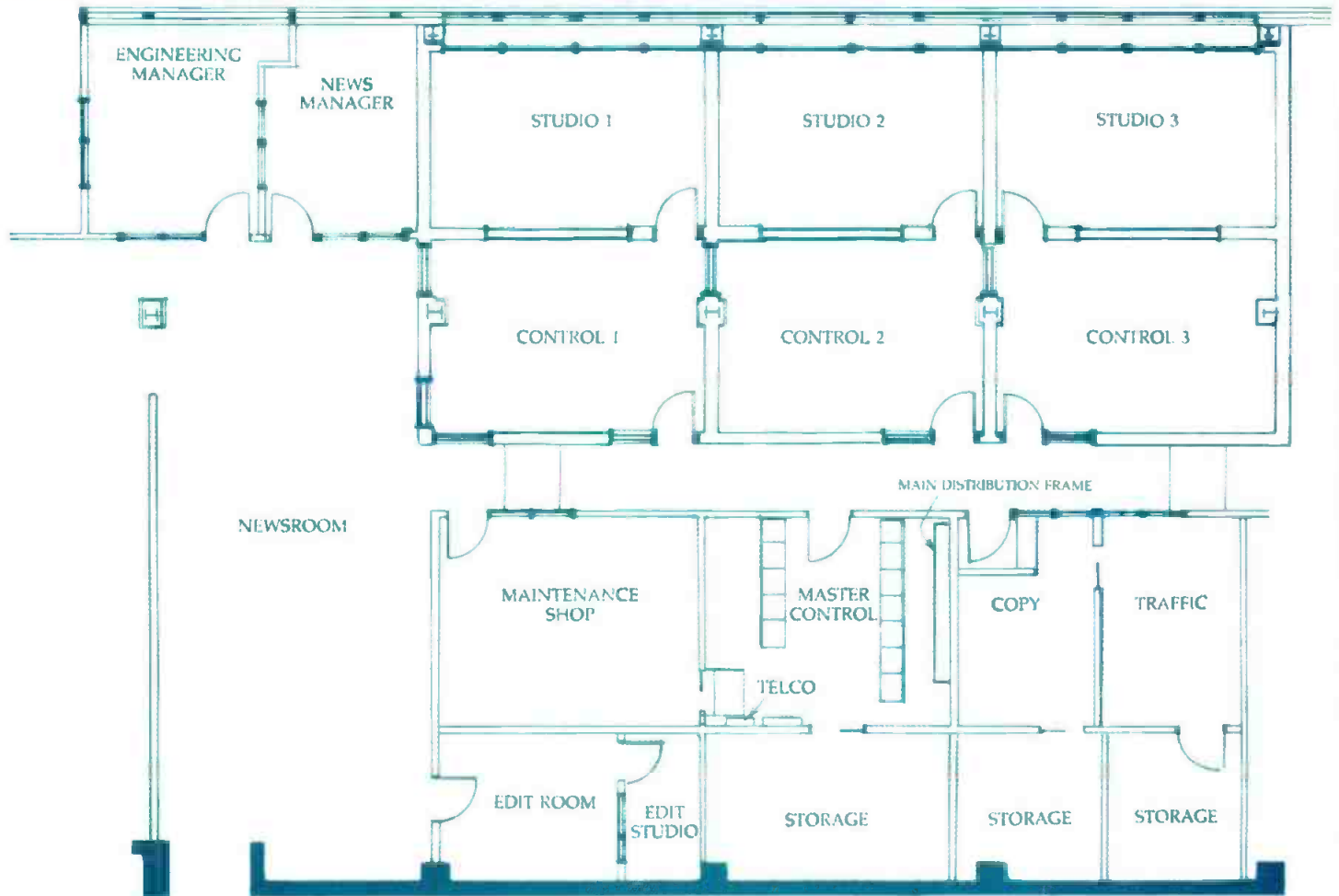
**Both Studio 1 (top) and its adjacent control room (below) contain Colorgraphics/Integrated Technology news computers and McCurdy customized talent consoles with intercom and monitor select built in.**



four consoles and the intercom system; Mastercraft Woodworks to supply all the custom studio furniture, including the two 1000-pound studio tables in solid oak; Scientific-Atlanta to provide the digital downlink, and Utah Scientific to supply the 150x110 audio routing switcher. All other equipment was purchased individually.

The building had been turned over to WRC by Thanksgiving 1982, at which time the design staff moved in, followed shortly by the installation of the wiring system. Both computer floor and overhead wiring ducts were part of the design. The computer floor covers all the technical area, and was used for audio and control wiring. The overhead





**WRC-AM**

ducts carry monitoring audio and all the RF and data associated with the news computer system, remote controls, and other computer-based systems in the station.

From the time the consoles arrived until March 14, when the station began on-air operations from the new facility, the full facilities of our engineering department were singly focused upon the completion of the master control cen-

ter, the edit control room and booth, and the air control room and studio.



After the on-air control facility was operational, construction began on the second studio/control room complex, intended to provide both a backup air facility and a light production facility. This room was finished in mid-June. Subsequently, the old WRC studio facility in an old wing of the building was torn down and a third studio/control room complex, a multitrack facility for extensive productions, was completed.



**METRO RANK:  
2**

Submitted by  
**ERIK J. DISEN,**  
Director,  
Technical Operations

In 1973, KNX was using a technical plant essentially left over from big-time network radio. The seven stu-

dios had all-tube audio mixing consoles using plug-in Langevin amplifiers. The number of 6V6s and 1620s per studio was amazing! The equipment was worn out and needed to be replaced. Completely replacing such a large outdated technical plant did not occur overnight; in fact, it took KNX 10 years. But on June 6, 1983, everything, including the transmitter, had been replaced.

The floor plan is left over from the original construction of the building in 1937. The smaller studios were located on the second floor, and as the radio operations changed over the years, the whole KNX operation was consolidated there. Studio 7 is the master control, where all feeds from the outside world (numerous in an all-news format) are received. This was the first room to be

McCurdy's new 24-channel stereo audio console stands alone in quality and performance...



Total control of mixing and monitoring, in stereo, over 24 channels, is not easy at the best of times. Now however, McCurdy's new SS8824, stands alone in its ability to supply that total control.

The SS8824 is loaded with standard features that provide ease of operation and quality of reproduction: items like two individually assignable stereo buses, plus an auxiliary stereo bus, with individual level and assignment, electronic cue switching and improved on/off switching.

INTRODUCING THE MODULAR

# SS8824

The McCurdy SS8824 also has an extensive list of prewired, plug-in options and is compatible with a wide range of McCurdy auxiliary audio equipment. All this gives

you quality audio, simplicity of use and flexibility for best possible component matching.

Let us show all the reasons why the new McCurdy SS8824 stands alone in quality audio reproduction. Call us today.



McCURDY RADIO  
INDUSTRIES  
Toronto (416) 751-6262  
Chicago (312) 640-7077





Since the CBS network has gone to satellite delivery of its program material, KNX has installed a 2.8 m Scientific-Atlanta antenna in its parking lot.



News producer Ron Bradford in Studio 1 with Pacific Recorders console, ITC carts, and MCI tape machines.

rebuilt. It presently employs an in-house-built 20x4 audio mixing console. The ITC Premium Series cart machines and the Ampex modified 351 tape machines are within reach of the technician who runs the control room, supporting the broadcaster on the

99 cart machines for recording, 24-hour logger machines, a rack of equipment devoted to the CBS Radio West Coast feed, and the equipment associated with KNX's seven-site 450 MHz remote pickup system.

Studio 6 lies between the two large studios and is called KNX Newsradio Traffic and Weather Central. The broadcaster as-

signed to this studio in morning and afternoon drive periods reports on freeway and weather conditions six times an hour. Studio 6 is controlled either by the control room associated with Studio 5 or 7.

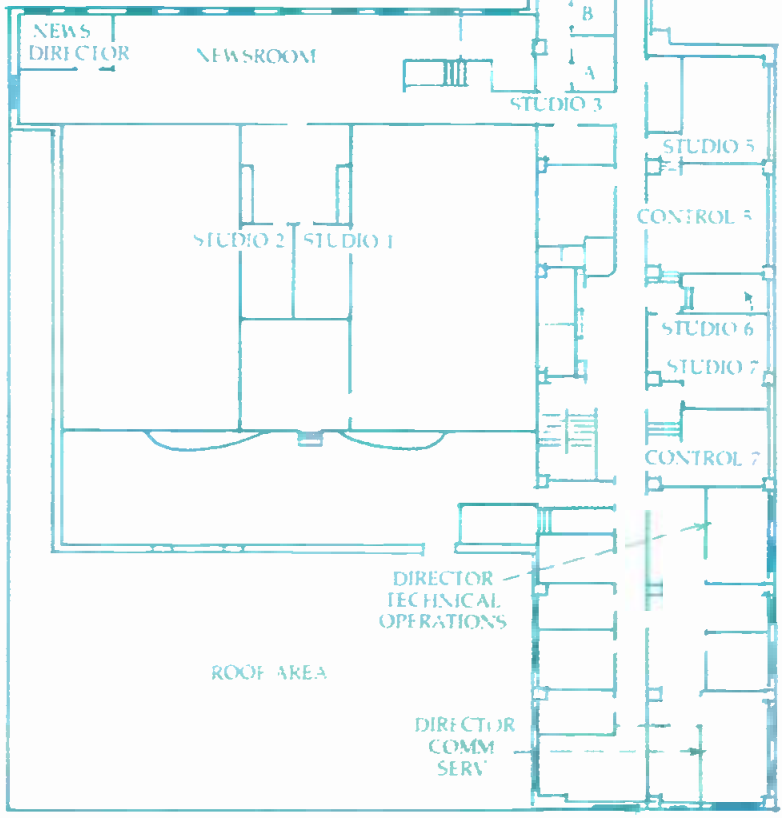
KNX employs many reporters who have to produce their news items for later broadcast. In the past, the smaller production studios were set up for split operation, with a technician and a broadcaster sitting across the glass from each other. In 1980, former Studios 3 and 4 were



other side of the glass.

Master control also has 32 Bonneville DA-6 distribution amplifiers that feed the various in-house and external audio signals via 19-pair Beldfoil to the other parts of the station. The KNX transmitter, 17 miles south of the Hollywood studios, is controlled from this studio via Moseley DRS-1 remote controls.

Studio 5 is the main production studio. It is a carbon copy of the master control, in case there should be a major failure. Additional features in Studio 5 are the MCI JH-110BX tape machines (four in all), ITC Series



guttled out to the walls to make room for three news edit booths, which resemble small-market production studios without turntables. For the first time in history, factory-made audio consoles, Ampro AC-6MBs, were used as an expeditious and cost-effective answer to making them ourselves. ITC Premium Series cart machines and the modified Ampex 351 tape machines round out the equipment in Studios 3 A, B, and C.

This year, the final two studios, formerly set up for split operation, were demolished to make way for two more larger news edit studios. With the exper-

**KNX-AM**

ience of building Studios 3 A, B, and C. we were able to include some features in Studios 1 and 2 that make a newperson's life easier. There are three microphones in 1 and 2, so a group discussion can be recorded. The decision was made to go with Pacific Recorders BMX-10 audio consoles.

KNX is a 50 kW, non-DA, Class I-B station on 1070 kHz. In 1981, CBS

Radio chose a Continental 317-C2 replacement transmitter. The audio processing is an Orban 9000A with a backup unit feeding the auxiliary high-level plate-modulated 50 kW transmitter, a General Electric 4BT-50A1. There is a 225 kW Caterpillar diesel generator in case the power goes off. The main antenna is a guyed 497-foot (1/2 wave) tower, while the auxiliary an-

tenna is a guyed 365-foot tower.

KNX also found a place on its Hollywood parking lot where the interference level was low enough to mount a 2.8 m dish above ground, out of harm's way. The 4 GHz RF feed from the LNA to the downconverter is fed via 7/8-inch foam coax. Even though the run is almost 300 feet, the loss is less than that using the supplied coax.

# CKSP-AM

## SUMMERLAND, BC

Submitted by  
**BARRY JOHNSTON,**  
Chief Engineer

**E**stablished in 1972 as a sister station to a larger AM facility, CKSP was designed to operate a maximum of six hours a day serving Summerland, a small community in the

interior of British Columbia.

As business increased, we found the 500-square-foot facilities inadequate, so in late 1981 we began planning a larger



**METRO RANK:  
UNRANKED**

station to allow an increase in program time and better community service. The entire upper floor of a building on the same street was available, giving us 2800 square feet. Now we had the room to build a "real" radio station! Not only was the building adequate for all the technical requirements, but also the Main Street entrance further enhanced our established community involvement, providing convenient access to the public.

## Affordable Random Access Video Cart Systems

Cost effective, modular, and expandable



**Component Switching and Processing**

Modified 3/4" U-Matic Players with


Y-C/DOC outputs or 1/2" Type M with YIQ outputs are switched through our vertical interval Matrix Switcher into a component TBC.

**Automatic Directory Reading**

Cassettes are loaded randomly into any empty deck. They rewind automatically to the head and the directory, containing a 4-digit reel ID number with precise start and finish times of each segment according to their location with reference to SMPTE time code is read into memory. The status indicating ID found and VTR location is displayed on the terminal.

**Send for Brochure**

Lake Systems Corporation,  
55 Chapel Street, Newton,  
MA 02160 617/244-6881



**Any Tape Format**

Choose from 1" Type C, 3/4" U-Matic, 1/2" Type M, or any combination.

**1000 EVENTS**

Or more with 68K Multi-Event Programmer and Disc Drive.

The computer identifies, searches out, and activates tape segments to be cued and aired in the order scheduled.

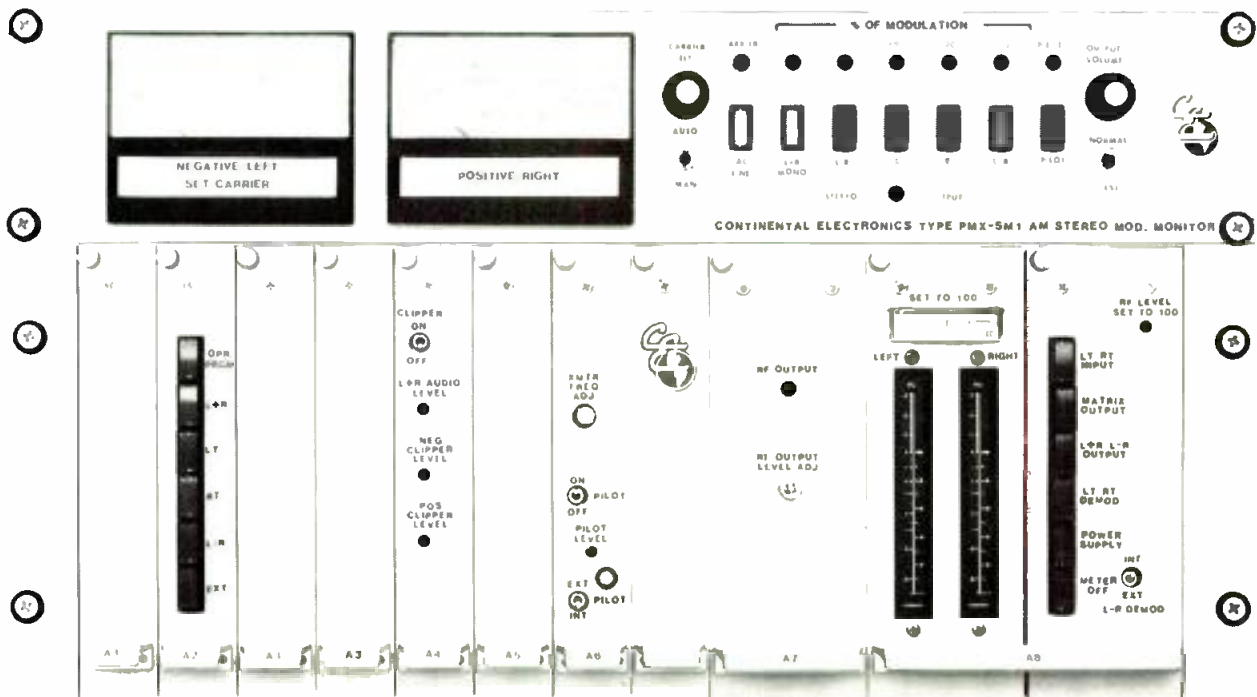
Lease Plans Available

**LA-KART**  
LAKE SYSTEMS CORPORATION

Prices Start at \$89,900



# Your winning combination for AM Stereo



## Is AM Stereo ready to move up?

Market-place decisions notwithstanding, the recent introduction of receivers able to decode signals from any of the four systems in use today makes it easier for broadcasters to move ahead with AM Stereo plans.

### Which system is #1?

The PMX (Magnavox) System was first selected by the FCC to be the Industry Standard for AM Stereo. We established the system's viability during the 1979 NAB Show. The politically-inspired "market-place" decision hasn't affected the technical performance of the PMX System one bit.

## Hearing is believing.

With the PMX System, AM Stereo music sounds like FM Stereo music. So it makes for higher listener appeal and better numbers: For audience and the bottom line.

### The Winning Combination

Our Type 302A Exciter, developed for the PMX System, and our new Type PMX-5M1 AM Stereo Modulation Monitor give you a superior package for AM Stereo broadcasting.

We've built a world-wide reputation for high-quality AM transmitters that offer unmatched

on-air reliability with complete transparency.

Ultimately, the day-to-day operation of your AM Stereo System will depend upon equipment and service.

We stand on our track record of providing the best of both.

If you're considering AM Stereo, or if you just want more facts, give us a call. You can't lose.

Continental Electronics Mfg. Co.  
PO Box 270879 Dallas, Texas 75227.  
Phone: (214) 381-7161

*Continental Electronics*



© 1983 Continental Electronics Mfg. Co./5452

Circle 144 on Reader Service Card



The main control room at CKSP is laid out so that everything is within easy reach from the announcer's position.

Using Dona-cona board as the base for floors and walls was a very inexpensive but quite effective way of producing a "floating" room, so each studio was acoustically independent. We have found our studios to be very soundproof, yet not totally "dead," as found in recording studios.

All studio windows are double pairs of twin-sealed pans in custom frames with sound traps built into the top and bottom. This solved the sound leakage problem related to large windows on outside walls. Having all studios in line with windows between them gives excellent visual contact between main control, talk studios, and production. This layout also allows easy transfer of "on-air" programming from main control to production for emergency repair and routine maintenance.

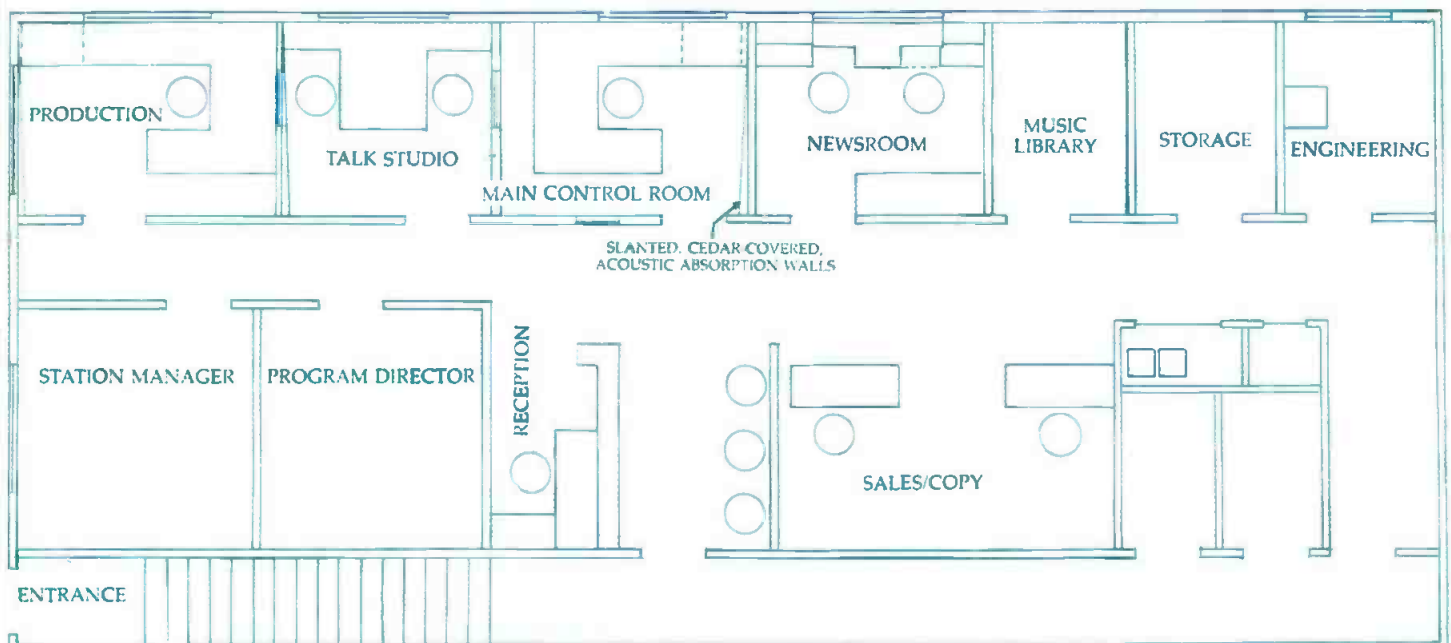
We installed a four-inch-by-six-inch wire channel in the outside wall that runs from production room to engineering. This makes for easy inter-studio and central wiring to engineering.

For main control, we selected a Ramko DC-8 console and Audicord cart machines. We have purchased this equipment for other stations in our system and found it to be dependable and easy to interface. Modifications to the console include remote turntable starts and hands-free telephone interface

Challenged by a small market station's limited budget, many hours of planning were required to achieve maximum efficiency. With this careful planning, as well as utilizing local contractors and tradesmen, the "new CKSP" was actually completed within projected cost.

The control rooms were laid out to provide a view of the downtown area. Although constructing sound studios on outside walls with windows creates engineering problems, we felt that it was necessary for the atmosphere desired. All walls surrounding the sound studios are 13 inches thick, using two staggered-stud two-by-four walls, separated at the top, bottom, and through the center with one-inch Dona-cona board (fiberboard). Walls are filled with fiberglass and cov-

ered with two layers of 5/8-inch sheetrock. In each studio we also installed an acoustic absorption wall built with a two-inch-in-ten-foot slant. This was covered with one-by-three cedar boards over dyed burlap, and filled with acoustic fiberglass. These walls are not only aesthetically pleasing, but they also provide excellent acoustic properties. We covered existing wood floors with one-inch fiberboard, then 7/8-inch plywood, topped with carpeting.



CKSP-AM





## The dynamic duo.

A gated compressor/limiter *and* an independent de-esser—dual functions in one economical package. That's Orban's problem-solving 424A dynamic range controller—the new industry standard in level control.

The 424A (dual-channel/stereo) and 422A (mono) offer outstanding flexibility for those situations that require it and utter simplicity for applications where time is tight. But users tell us that what impresses them most is the 424's astonishingly *natural sound*—even at high compression ratios. That's no accident: The 424's innovative circuitry was developed from Orban's famous "Optimod" broadcast processors.

In broadcast, a processor has to sound good on *all* program material without readjustment, and ruggedness and reliability are crucial. The result is a design that substitutes experience for trendiness. The payoff? At last, you can do substantial amounts of gain reduction without audible "action" or pumping. And do it with a machine that's as solid and reliable as its broadcast ancestors.

Use it as an AGC for gentle control of levels, or as a peak limiter to get maximum punch from your program. Our unique "Idle Gain" control works with innovative gating circuitry to prevent unnatural gain variations during pauses or when compression is activated or defeated. And the built-in, independent De-Esser rounds out a system that's particularly useful as a complete vocal processor.

Dynamic level control and dynamic sibilance control—a dynamic duo solving your level control problems and delivering the most natural sound around.

The proof is in the listening: your Orban dealer can show you why the Model 424A/422A Gated Compressor/Limiter/De-Esser has become the most popular level control device available.

# orban

Orban Associates Inc.  
645 Bryant Street  
San Francisco, CA 94107  
(415) 957-1067 Telex: 17-1480



**Custom-built console and Audicord cart machines are center of bright production room with turntables and cart racks to the left.**

circuits.

The remote cart-starts with volume controls and the tape selector/network switches were built in small decorator-type Hammond cabinets with connecting plugs on the rear so that they could be set



in the most convenient area on the countertop. Engineering keeps a set of spares for quick replacement. Within easy view of the announcer is a small corner cabinet which contains LED meters showing "air signal" and network feeds, telephone lights, clock, and "off-air" alarm lights.

The engineering department custom-built a console for the production studio. Using suggestions from the announcing staff, we installed features that provided quality of sound and convenience of operation.

The placement of the newsroom, immediately off the reception area, puts it in the center of activity and makes it readily accessible to the public. The diffused lighting and cedar paneling in the talk studio contributes to a relaxed atmosphere for on-air guests. And, after station construction, we still have 500 square feet for future expansion either for offices or other uses.

I believe that we have accomplished what we set out to achieve. We built a modern studio that satisfied all our requirements, a studio that's fun to work in and appealing to the eye. And the project was completed within the original projected budget.

# THE WRAPS ARE OFF!



**The best sounding, most reliable audio cart. The Audiopak AA-4.**

© 1983 Capitol Magnetics Products, a division of Capitol Records, Inc. All Rights Reserved.

Circle 146 on Reader Service Card



LOCATION, 1100 N. ... OR 5600 N. CALDWELL

JEFFREY MO...  
DAYS



# The broadcast microphone with hidden talents for all your talent. The SM7.

To help broadcast engineers contend with a wide variety of voices, the Shure SM7 is really four microphones rolled into one. That's because the SM7 Unidirectional Dynamic Microphone features two frequency-tailoring switches that provide a choice of four different response curves—to best suit each individual voice and situation.



Depending on the switch settings, the SM7 can provide an extremely wide-range flat frequency response, add presence and crispness to speech, boost vocal clarity, roll off low frequencies to provide natural closeup miking, or help reduce sibilance.

At the same time, a tight cardioid pattern effectively rejects unwanted background noise and minimizes off-axis coloration.

Beneath the SM7's integral foam windscreen is a rugged steel cage that


surrounds and protects the cartridge from damage. And Shure's patented air suspension shock mount offers uncompromising isolation, cutting down on the effects of mechanical vibration in the studio.

Engineers will also appreciate the built-in humbucking coil that guards the SM7 against electro-magnetic interference.

With so many talents, it's no wonder the SM7 is following in the successful footsteps of Shure's legendary SM5. And that's quite an act to follow.

For more information on the complete line of Professional Broadcast Products, call or write Shure Brothers Inc., 222 Hartrey Ave., Evanston, IL 60204. (312) 866-2553.

# SHURE



**THE SOUND OF THE PROFESSIONALS...WORLDWIDE**

Circle 147 on Reader Service Card

[www.americanradiohistory.com](http://www.americanradiohistory.com)

**In the past ten years,  
computers have gotten smarter,  
cameras have gotten simpler,  
ovens have gotten quicker,  
beer has gotten lighter,  
bodies have gotten leaner,  
athletes have gotten richer,  
hi-fi has gotten higher,  
radio has gotten stronger,  
studios have gotten smaller,  
towers have gotten taller,  
movies have gotten longer,  
cars have gotten shorter,  
film has gotten faster,  
outerspace has gotten closer  
and blue jeans have gotten classier.**



# Now it's our turn.

In the past 10 years, the Premium Line from ITC has seen refinements, but no major changes. Frankly, it hasn't needed any. The Premium Line has been a dependable workhorse that's found its way into more studios than its next two competitors combined.

But we couldn't leave well enough alone. So this year, the Premium Line gives way to the Delta Series, a new generation of cartridge machines that offers you more than ten years worth of improvements.

It's mechanically better. The cart guides are improved. There's a crystal-referenced servo capstan motor with a vapor-honed non-magnetic shaft. Modular construction makes alignment and service convenient. High-speed recue is standard. And the Delta III gives you three

independently removable decks.

It's electronically better. There are new, high performance components, including NE5500 Series amplifiers. There's an exclusive ITC/3M playback head for smooth frequency response and improved signal-to-noise. We've added a toroidal power transformer with fully regulated and protected power supplies. And a digital cue tone detector controlled by a powerful microprocessor.

And it's physically better because it's smaller. The whole unit is only one-third rack width (5 $\frac{5}{8}$ ""). The enclosure is made of  $\frac{1}{4}$ -inch milled or cast aluminum, for stability. And the panel inserts are made of Lexan®.

Of course, we left in all the good things that made the

Premium Line so popular. The  $\frac{1}{2}$ -inch tool plate aluminum deck. Durable, high quality switches. And a solenoid-actuated, chain-and-sprocket pressure roller assembly. All backed by our famous two-year warranty on parts and factory labor, plus a 30-day guarantee of satisfaction. If, for any reason, you're not completely satisfied, you can return the unit within 30 days of purchase and we'll refund your money in full.

The good things are still there. But what you'll notice are the improvements. We think they were worth the wait.

For more information, or to place an order, call us collect from Alaska, Hawaii or Illinois, at 1-309-828-1381. From the rest of the U.S., call the following.

Toll-free number:

**1-800-447-0414.**

**1983**

**1973**



**INTERNATIONAL TAPETRONKS CORPORATION**

3M hears you...

**3M**



# KSEA-FM

## SEATTLE, WA

**METRO RANK:**  
**13**

Submitted by  
**BUZZ ANDERSON,**  
Chief Engineer

In the last three years KSEA has undergone a thorough overhaul of virtually every operating part. The conversion started with the engineering office/shop, which was expanded to include a large bench, equipment rack, crossconnect system, a large storage cabinet and new test equipment. Next, we brought in a new automation system, a Harris 9003, supplemented with a 9001 for backup, and SCA programming. The transmitter was moved into a new building (shared with KIRO-TV), and matched up with a new unit to form a 40 kW parallel feeding a new Harris FMH six-bay antenna. The last change was the exciter system that was replaced with a new Broadcast Electronics package.

At the hub of the entire station is the audio crossconnect system (CCS) located on the walls of the engineering shop. All audio appears at the custom-



**Announcers prepare to go on the air in the control room. To the right of the console is the TEC 70 terminal to allow the announcer total control of the 9003 system for the live-assist operation.**

built CCS one or more times on its path through the station. Using over 100 12-pair shielded cables, virtually all sources and destinations are brought to the CCS, where they are interconnected, at eye level, with shielded jumper wires. The CCS is made up of small (2-56) wire clamp feed-through barrier strips, mounted side by side on four-inch-wide Plexiglass panels on two-inch standoff. Two panels mounted side by side vertically form a column of 96 three-wire circuits, enough for a 48-circuit Bantam patch bay. The Plexiglass panels have a white tape strip down each side for identification of every single circuit at each connection. Each connection also has a four-digit location code used to index all circuit information in the station cable and wire logbook. All of the permanent 12-pair source/destination cables are soldered underneath the Plexiglass panels to the barrier block wire feed-through posts.


Our Weatherphone System located in the shop uses conventional telco 1A2 key system equipment and two Harris Criterion 90 cart decks. The system provides a 60-second weather forecast, with

two different sponsors, via a 15-line interface, to an average of 120,000 callers per month. There are plans to digitize the audio recording, eliminating all moving parts, and expand to twenty lines in 1984.

We also acquired new test equipment, including: Tektronics 5L4 spectrum analyzer and camera; HP 1742A oscilloscope with DMM; HP 3312A function generator; HP 5315A universal counter; Fluke 8050A digital multimeter; Fidelpac 65-390 wow and flutter meter; and a Simpson 260 VOM.

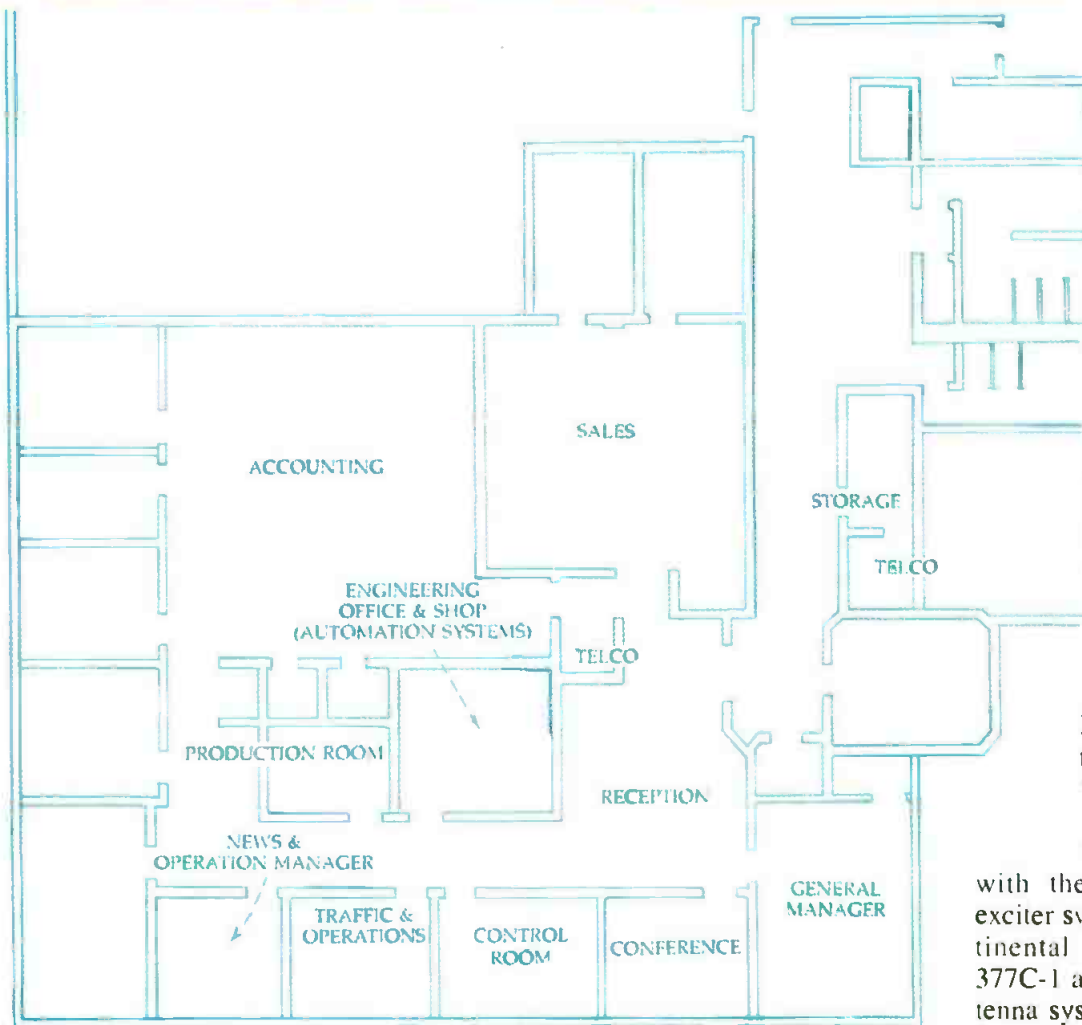
We run the KSEA main program channel on a Harris 9003 system with a 32-channel audio switcher. The existing sources are: Studio A (control room); Studio B (production room); satellite (Bonneville Easy Listening music); four Instacarts (spots, jingles, and so on); four MCI reel-to-reels (local music rotation for drive time) and ITC WP (emergency fill music).

We run the SCA channel programming on the Harris 9001 system with a 16-channel audio switcher. The existing sources are: Radio Data Systems satellite (2400 baud data system); telco coupler (college sports and external religious programs); two Technics RSM85MKII cassette decks (religious programs); and three MCI reel-to-reels



**One of the first moves KSEA made when rebuilding its facility was to install new Harris 9001 (left) and 9003 automation systems.**





## KSEA-FM

ly every day.

Each station contains an Auditronics 18-channel console modified to provide direct interchangeability between mono and stereo input modules in all channels. The console is bridged between the two cabinets to allow 100 percent access to all wiring and the backplane. TEC 70 terminals located to the right

of the console allow the announcer total control of the 9003 system for the "live assist operation."

The transmitter is an RCA BTE 40E1 40 kW parallel with the combiner switching and exciter switching replaced by the Continental Electronics 377D-1 and 377C-1 automatic controllers. The antenna systems are a Harris FMH-6BC main, with pattern optimization, and a Harris FMH-2BE auxiliary with raydomes. These antennas are mounted on the side of the 530-foot KIRO-TV tower in downtown Seattle.

The new exciter system installed in October 1983 includes two Symetrix CL150 limiters, an Aphex aural exciter, a Broadcast Electronics FS-30 stereo generator, BE FC-30 SCA generators (67 kHz and 92 kHz), and a BE FX-30 exciter. There is also a QEI 691-01 modulation monitor.

(on a transfer switch from the 9003). Both Harris 9000 systems have had the program buses modified to allow side-chain audio processing on nonmusic (9003) and nondata (9001) sources. The two processors are ADR Compex 760 limiters. In addition, the 9003 system has a built-in B&K oscilloscope for easy head alignments and a continuous display of program phasing.

We put automation control terminals

in the two studios and in traffic, for the 9003; in operations for the 9001. With data transfer switches, the terminals will be able to access either of the Harris systems as well as any other computer system installed at the station.

Soon Harris will have the software completed to allow the 9003 system to communicate directly with the Marketron Act IV traffic system, eliminating the need to load the log manual-

# WKYS-FM

## WASHINGTON, DC

**METRO RANK:**

**9**

Submitted by  
**DANIEL G. RYSON,**  
 Supervisor, Construction  
 & Maintenance, and  
**WINFIELD S. STANDIFORD,**  
 Manager, Engineering

**W**hen we moved to a new office, studio and transmitter complex in a new building, we had an opportunity to build a station that would fill our existing and projected needs and also solve some severe coverage problems. The station was built with four control

rooms and associated studios: Control/Studio 4 for backup air and production; Control/Studio 5 for air; Control/Studio 6 for production (four-track, expandable to eight-track); and an edit/announce booth for news production.

We estimated that our studio walls, floors, doors and windows would have

# ✓vote

## BALLOT ON PAGE 41

a useful life of 30 years. Not wanting to live this long with any mistakes in design, we hired an acoustic consultant, Paul S. Vene Klasen & Associates of Santa Monica, CA. This firm worked closely with the building architects to insure that mechanical systems designed into the building would not transmit noise through the building skeleton into studios. They also specified studio wall, air conditioning and electrical construction.

Each control room was built in a way that allows for easy replacement of equipment and rebuilding. All tie trunks to other parts of the building enter each control room and terminate on barrier strips. All equipment in a control room, including the console, also terminates on barrier strips. Interconnecting wiring in wire lockers within each control room ties everything together. With this method of construction we can easily reconfigure what



**Operating engineer in air control room works on Neve custom console with MCI tape recorders, ITC Delta cart players and Technics turntables in the background.**

appears where on a console.


Our air Control Room 5 and backup air Control Room 4 are built around

Rupert Neve 15-input custom consoles.

Each room also has MCI JH110B audio tape recorders, ITC Delta cartridge

## 6112BH now with ILLUMINATED PUSH-BUTTONS BOTH A PRODUCTION AND A POST-PRODUCTION SWITCHER

Complete a mix or wipe on a 6112 (or any of our switchers for that matter), and there is **ABSOLUTELY** no **COLOR CHANGE** or **HORIZONTAL SHIFT**, we mean just that, absolutely none. That is because the 6112 has a blanking processor which replaces the sync and burst on all incoming video signals with a constant amplitude internally generated signal, completely eliminating the continuous problems caused by small drifts in your cameras and TBC's. **You never know the value of a blanking processor until you own a switcher that does not have one.**



**MODEL 6112 NTSC \$7950**  
**Chroma Keyers Encoded or RGB \$1050.**  
 (Encoded chroma keyer not available in PAL)  
**Model 6112BH - Illuminated Push Button - \$10,500**

**CROSSPOINT LATCH CORP.**

### OPERATE THE 6112 DIRECTLY FROM THE EDITOR KEYBOARD

The 6403 allows the the 6112 to interface directly with most editors. No modification to the editor is required.

Under 6403 control the 6112 accepts commands such as duration times, pattern type, bus selection etc., directly from the editor keyboard. The 6403 also provides additional capability of accurate start and finish, size and position of pattern transitions.

Audio follow or split audio capability is provided by the 6800 mixer which has separate level controls for each stereo input. The 6803 can be driven either directly by the editor or via the 6403 interface unit.

- TREMENDOUS PRODUCTION CAPABILITY
- EASE OF OPERATION
- TWO FULLY INDEPENDENT MIX-EFFECTS SYSTEMS
- AUTOMATIC MIX AND WIPE
- DUAL BACK PORCH CLAMPS
- ROCK STABLE CIRCUITRY
- DOWNSTREAM KEYS
- TWO ADDITIONAL KEYS

**DELIVERY LED, WITHIN TWO WEEKS;  
ILLUMINATED, FIRST QUARTER '84**

95 Progress Street, Union, NJ 07083  
 Tel. (201) 688-1510 • Telex 181160





## Rough edges bend Arthur out of shape.

Sometimes, under our optical comparator, the edges of tape we receive from a supplier look like the teeth of a crosscut saw. Those poorly slit edges could cause a loss of phase stability. And when Arthur Constantine, our VP Sales, sees them, he really gets bent out of shape.

Next thing you know, that tape is on our loading dock to be shipped back to where it came from.

The same thing happens when Arthur spots uneven oxide coating, poor surface

bonding or spotty lubrication.

Our specifications are tough to meet. But, we require our suppliers to meet them. We'll ship a whole batch of sub-standard tape back, before we'll send one defective cartridge out to you.

That's why seven out of ten radio stations around the world rely on Fidelipac Tape Cartridges.

We simply will not compromise the consistent quality of our product.

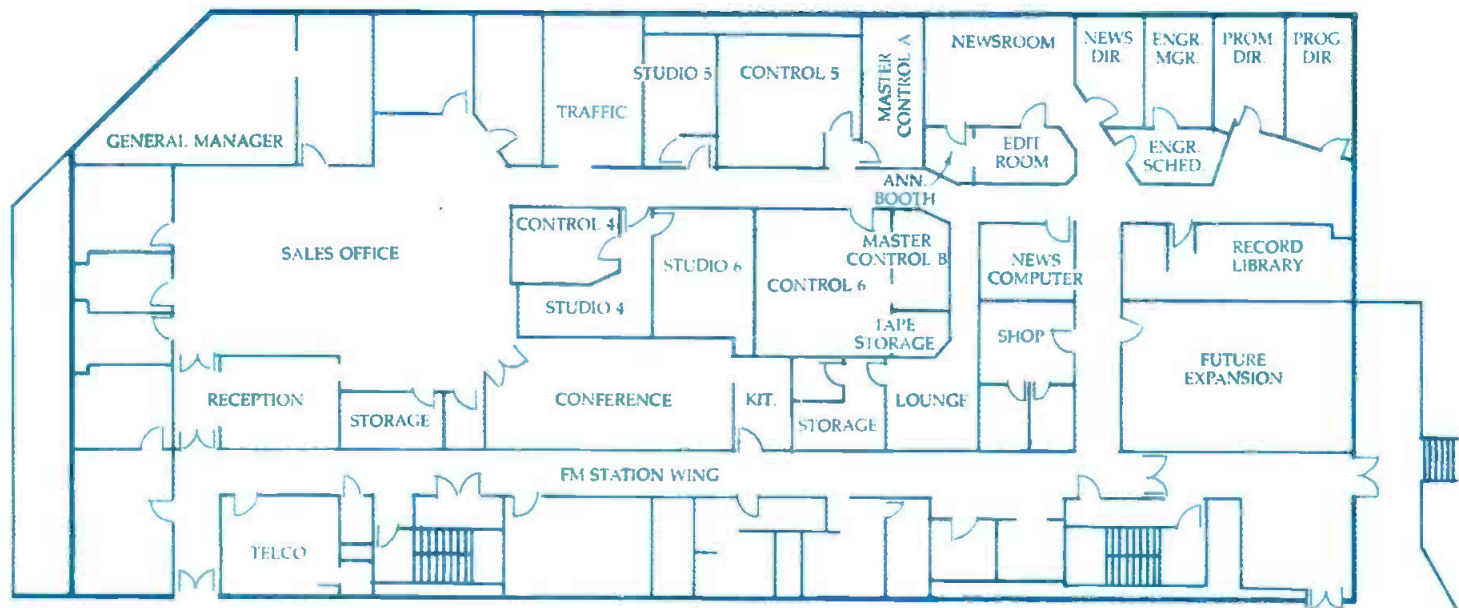


**FIDELIPAC®**  
BROADCAST TAPE PRODUCTS

Fidelipac Corporation □ P.O. Box 808 □ Moorestown, NJ 08057 □ U.S.A. □ 609-235-3900 TELEX: 710-897-0254 □ Toll Free 800—HOT TAPE

Circle 154 on Reader Service Card

[www.americanradiohistory.com](http://www.americanradiohistory.com)



**WKYS-FM**

players. Technics turntables and cassette recorder/players.

Our production Control Room 6 has a McCurdy Radio Industries 8720 eight-track console with ITC Series 99 recorders. Almost all music we play on the air is from cartridge tape which is dubbed in this room from phonograph records or reel-to-reel supplied by record manufacturers. We are also equipped to play compact discs directly on the air and will do so with increasing frequency as air product becomes available.

Based on time and motion studies of a news operation, we worked with a local firm, Duponts Cabinet, in the design and construction of a three-work-station newsroom that puts those items most frequently used within easy reach of personnel. Provisions were made for eventual computerization of news operations, including an air-conditioned room to house the computer system disk drive.

Audio distribution for the entire plant is by means of a Utah Scientific 50x40 stereo routing switcher. This system feeds audio to all offices and technical areas. Plant intercommunication is done with a Farrtronics 20x20 intercom system, into which we integrated the news department two-way system.

One asset we had to work with when we designed the station was the parkland adjacent to the building. The air control room/studio, newsroom and most offices were built to take advan-



**One of three work stations in the newsroom shows the Farrtronics intercom and two-way control (left) and turret with Utah Scientific routing switcher and tape players on the right.**

tage of Glover Archibald Park. In each control room/studio combination, the cabinetry is in a different color, to minimize operator fatigue. In the selection of the colors for the air control room, where engineers and announcers work long shifts, we matched the cabinetry to two trees which dominate the view from both work positions. This facility was "human engineered" to be one where people feel at home.

Three years ago we knew we had a serious coverage problem in the Virginia suburbs and in the Georgetown area of the District of Columbia along the Potomac River. The consulting en-

gineer firm of Robert A. Jones did a series of ground and airborne field strength measurements, which concluded that the station's tower was causing a shadow in coverage on the side of the tower opposite the antenna. We also determined that the gain of the antenna should also be reduced for better coverage in the valley along the Potomac.

The solution was the installation of two Harris FM 25k transmitters operating at 27,100 W, along with an RCA BFJ-4 panel antenna and a Delta Electronics remote-control system. The station operates with a full 50,000 W ERP.



# Now You Have a Choice...

## Network Compatible Digital Audio Earth Station Terminals for ABC/CBS/NBC/RKO Program and Data Formats...from Comtech!

**Comtech's commitment** to the broadcast industry continues in the wake of our successful analog SCPC network now in place and operating for the affiliates of the Arkansas Radio Network. Our new digital Audio Receiver Terminal (Dart 384) is cost-competitive and fully compatible with the major networks digital audio systems. It also meets, or exceeds, all audio quality requirements. So, if you are now a network affiliate or considering becoming one, the Dart 384 Terminal will provide you with everything you need for quality digital audio to match your network's system.

**The system** is completely Comtech from top to bottom and draws heavily on our years of expertise in high-speed digital data communication equipment. It is also designed to accommodate the more restrictive spacing of future satellite placements. Comtech will provide site survey and/or turnkey installation services if desired. However, we have designed the terminal for ease of installation using local services.

**The basic terminal** consists of Comtech's high performance of 3.8 meter antenna; low noise amplifier, antenna-mounted down

converter and demodulator shelf with 8 channel program capacity. The channels can consist of a mixture of audio channels, data channels and one voice cue channel. It is also user expandable with plug-in modules and expander shelves.

**For a closer look** at this alternative source for your Digital Audio Earth Station, write or call Comtech Data Corp., 350 North Hayden Road, Scottsdale, Arizona 85257, (602) 949-1155, or Comtech Antenna Corp., P.O. Box 428, St. Cloud, Florida 32769, (305) 892-6111.

Distributed By: **ALLIED**  
Broadcast Equipment



PERFORMANCE IN SATELLITE DISTRIBUTED DIGITAL RADIO NETWORKS

# COMTECH

Comtech Data Corporation Comtech Antenna Corporation

Subsidiaries of Comtech Telecommunications Corp.

Circle 155 on Reader Service Card

[www.americanradiohistory.com](http://www.americanradiohistory.com)

# WNWC-FM

MADISON, WI

**METRO  
RANK:  
105**

Submitted by  
**CARL A. RAMSEY,**  
Manager



**View of the main control and news booth areas as seen from the large studio shows built-in equipment rack (left), accessible from rear.**

**O**ur 24-hour-a-day noncommercial Christian format station features a blend of about 70 percent music (most hosted by live announcers), 20 percent taped syndicated features and 10 percent news. We designed a 3500-square-foot building to house the facility. WNWC is one of 10 stations in the upper Midwest owned by Northwestern College, Saint Paul, MN. The station is located adjacent to Madison's Beltline freeway in an office park, providing for high public visibility, but a potentially noisy environment.

In the large main control room, as throughout the rest of the facility, we


use Technics SP-10 MK II turntables, all mounted in individual 600-pound concrete bases with oak wood fronts of our own design. Electro-Voice RE20 microphones, AKG K240 headphones, and JBL 4301 BWX monitor speakers suspended on rubber straps are used throughout the entire facility. Our

Broadcast Audio Associates System 12 console has one mono and three stereo channels and provides for remote control of the turntables, as well as an International Tapetronics Corp. (ITC) 3D cart reproducer and a variety of three tape recorders located in a built-in rack across the room from and to the right of

# THE BETTER NiCad BATTERY PACK

**PACO DP-1240 (12V/4AH) FOR ENG cameras and VTRs**

Other Nicad Battery Packs have particular good features but **ONLY PACO HAS THEM ALL!**



- ◇ Replaces Sony BP-90
- ◇ Uses standard charger (Sony BC 21C)
- ◇ Same small size  
123 x 170 x 37 mm  
(4 7/8" x 6 11/16" x 1 7/16")
- ◇ Lighter weight  
1.50 to 1.55 Kg.  
(3.3 to 3.4 lbs.)
- ◇ Higher capacity  
4.0AH at 0.8A/rate
- ◇ Less recharging
- ◇ Reduced memory effect
- ◇ Special thermal protector
- ◇ No fuse replacement

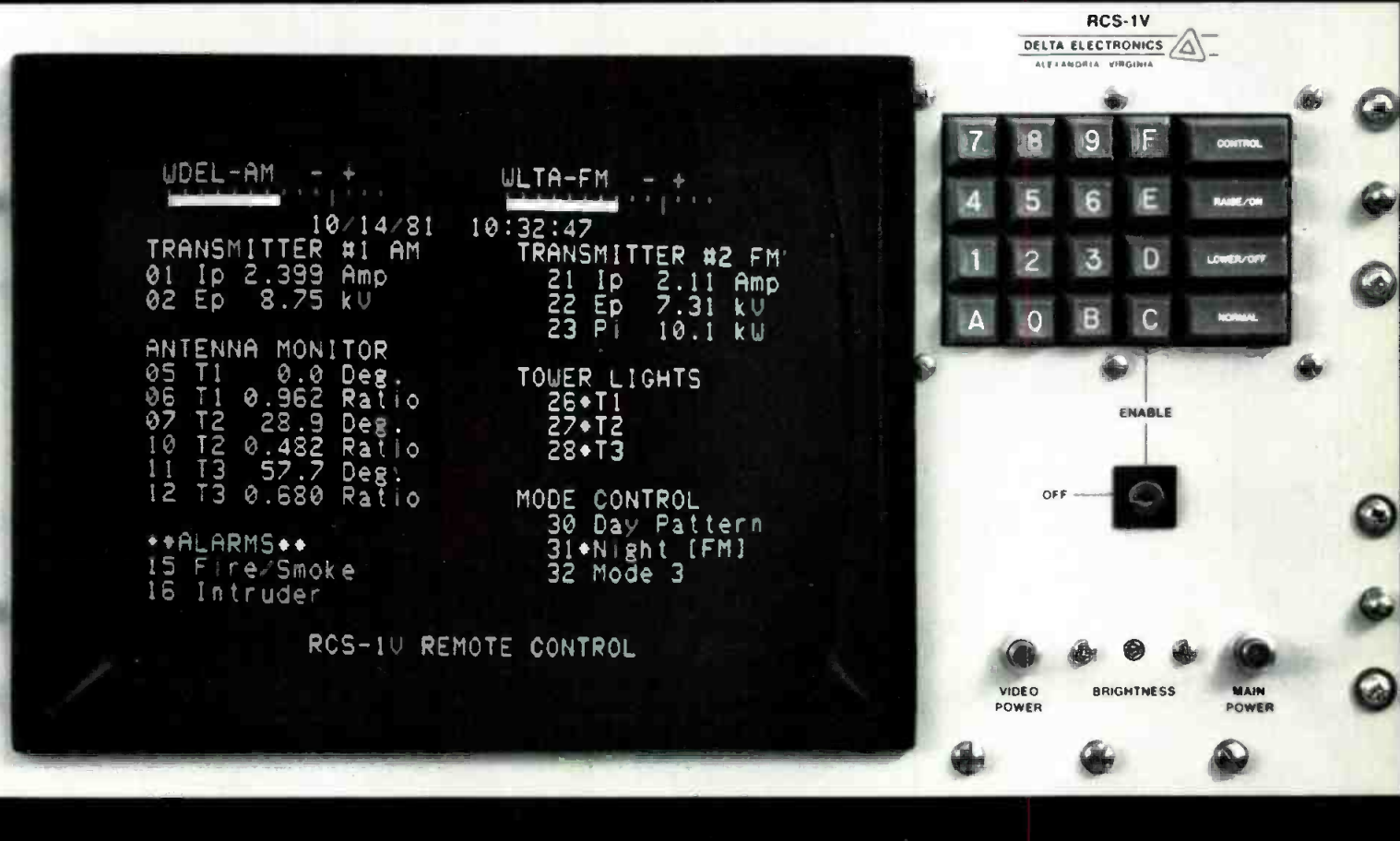
**PACO ELECTRONICS INDUSTRY INC**

807 Heights Aoyama, 5-10-5, Minamiaoyama, Minato-k  
Tokyo 107 Japan TEL: 03-486-6791  
TELEX: 02427159 PACO FAX: 03-486-7204 GII, III

**WANTED.....Sales Agent**



# LISTEN TO THE DIFFERENCE.



## THE DELTA RCS-IV REMOTE CONTROL SYSTEM

*A simple, yet sophisticated approach to AM, FM and TV Remote Control*

### SIMPLE.

All parameters are displayed for the operator.

- Hands-off operation until an actual control function is required.
- Automatic logging option ends the nightmare of forgotten or incorrect log entries.

The RCS-IV is designed to grow with your plant. Additional control, input, and alarm boards can be added to the systems, thereby meeting any new station requirements. In addition, the RCS-IV contains the fundamental building blocks for ATS, permitting conversion to a combination Remote Control/ATS System at a later date.

Write or call for a descriptive data sheet and pricing.

### SOPHISTICATED.

Features not found on other remote control systems:

- Modulation bargraph with peak flashers.
- Direct antenna monitor interface.
- Telephone coupler with speech synthesizer providing telephone interrogation.

Now available for dual site.

**DELTA ELECTRONICS**

5730 General Washington Drive, Alexandria, VA 22312 703-354-3350 TWX 710-832-0273



the operator. The racks also house monitoring equipment, an Orban Optimod 8000A and Micro Controls studio transmitter link and remote-control units. Wiring from each studio passes through a switching center in this rack area. A custom-built cartridge storage cabinet is to the immediate right of the announcers.

The production studios are identical in size and layout. We kept the turntables on the left in all of the studios so that the operators would become accustomed to this location. The MCI and Ampex ATR 700 tape recorders in Production A and B are mounted in their own individual roll-around pedestals for operator convenience, and to permit them to be interchanged between studios. Each production studio has an ITC RP record center. Production A has a CCA console and Production B uses another BAA System 12. There is walk space behind each console in the building to facilitate maintenance.

In the news booth, we have a Shure M67 mixer that we modified for broadcast use. The newsroom has a Broadcast Electronics 4M50 console along with a Gates Criterion 800 cart record

center, a Magnacord tape recorder and cassette and phone recording equipment. There is also an ITC 3D playback unit. With this setup, we can go on the air directly from the newsroom.

The studio walls were not punctured, except for the heating ducts, which are specially sealed and isolated by second ceilings. The studio complex has a completely separate and quiet heating and air conditioning system, located in the mechanical room. The rest of the facility is heated and cooled from a rooftop unit. All electrical and audio conduits run underneath the floor. A copper grounding system was installed before the individual slabs were poured for the studio floors. Between the large studio and the control rooms there is a double-block wall with a four-inch air gap in the middle. We installed windows of

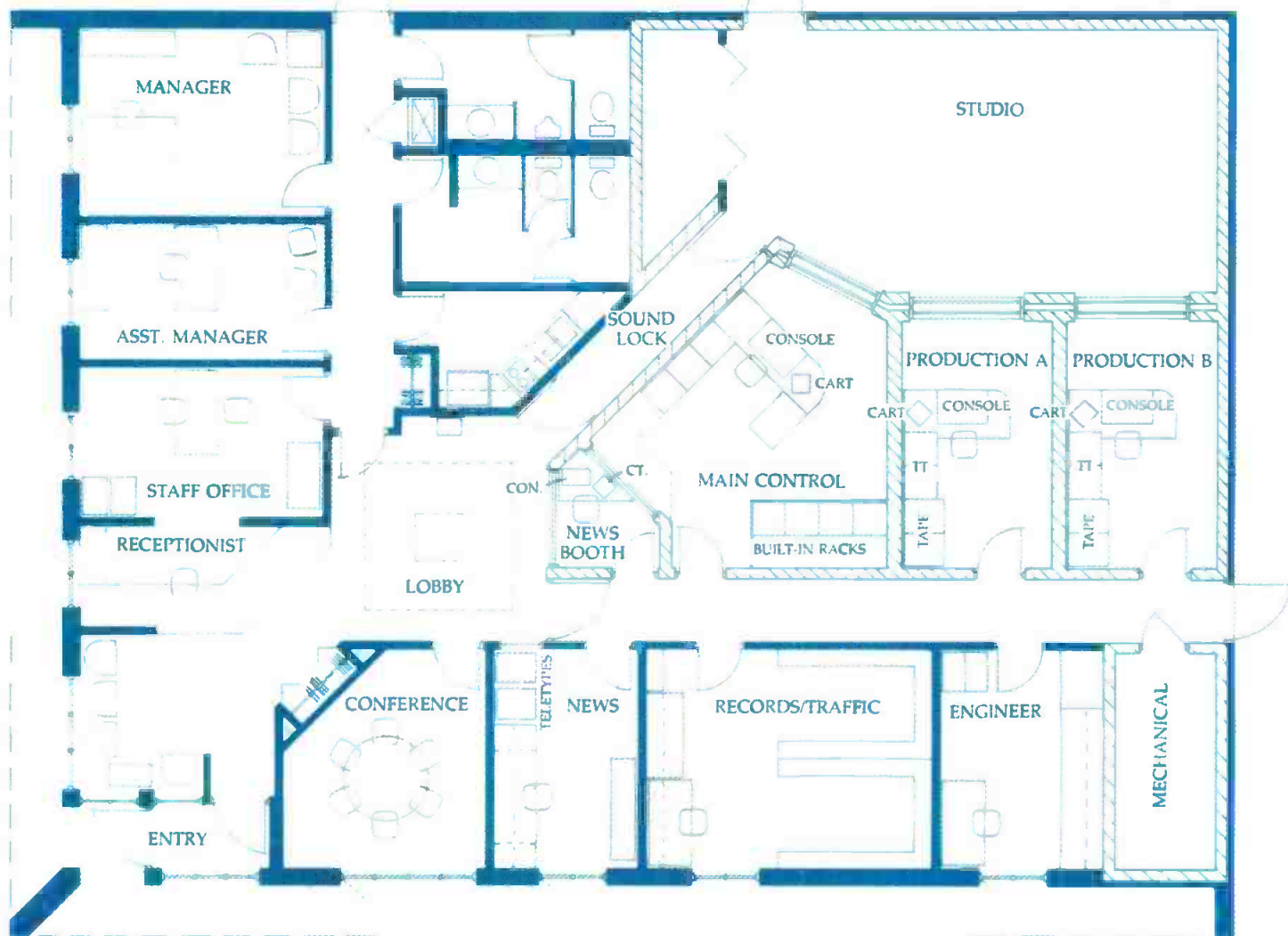


**Chief engineer David Woodcock checks out the Broadcast Audio Associates System 12 console located in the main control room.**

double 3/4-inch laminated sound glass. Various combinations of block walls with specially applied dry wall over the top are used throughout the rest of the studios. All of the studios make extensive use of sound block, highly absorbent ceilings, Sound Soak wall panels and carpeting on the floors.

The new facility has functioned as we had hoped it would. And we did it within our budget of \$170,000, with the help of our contractor and a crew of volunteer cabinetmakers who are station listeners.

**WNWC-FM**






# Versatility

## Philips LDK 14SL/RGB

You won't find a more versatile television camera than the Philips LDK 14SL - with its quick switch capability for Studio, EFP or ENG use.

Yet however you use it you get the same broadcast quality performance - the result of a new LOC diode gun Plumbicon tube and a number of intelligent automatic systems.

Now to make it even more flexible, Philips has introduced the LDK 14RGB. This camera has all the quality of the LDK 14SL family while offering the extra facility of full bandwidth RGB outputs for chroma-key in addition to the normal CVBS video outputs.



For further information use the reader reply nos or send the coupon to:

### PHILIPS TELEVISION SYSTEMS, INC.

900 Corporate Drive, PO Box 618, Mahwah, New Jersey 07430, USA  
Tel: 201-529-1550 Telex: 37-62558

Canada: Electro & Optical Systems Ltd., 31 Progress Court, Scarborough,  
Ontario, Canada M1G 3V5 Tel: (416) 439-9333 Telex: 065-25431

#### Please send me further information on

Inquiry no.

- LDK 14SL ENG/EFP studio cameras **150**
- LDK 14RGB EFP/Studio chroma-key cameras **151**

#### I would also like to know more about

- LDH 6200 Color monitors **152**
- LDK 4210/01 Sync. pulse generators **153**

Name \_\_\_\_\_

Organization \_\_\_\_\_

Address \_\_\_\_\_  
\_\_\_\_\_  
\_\_\_\_\_

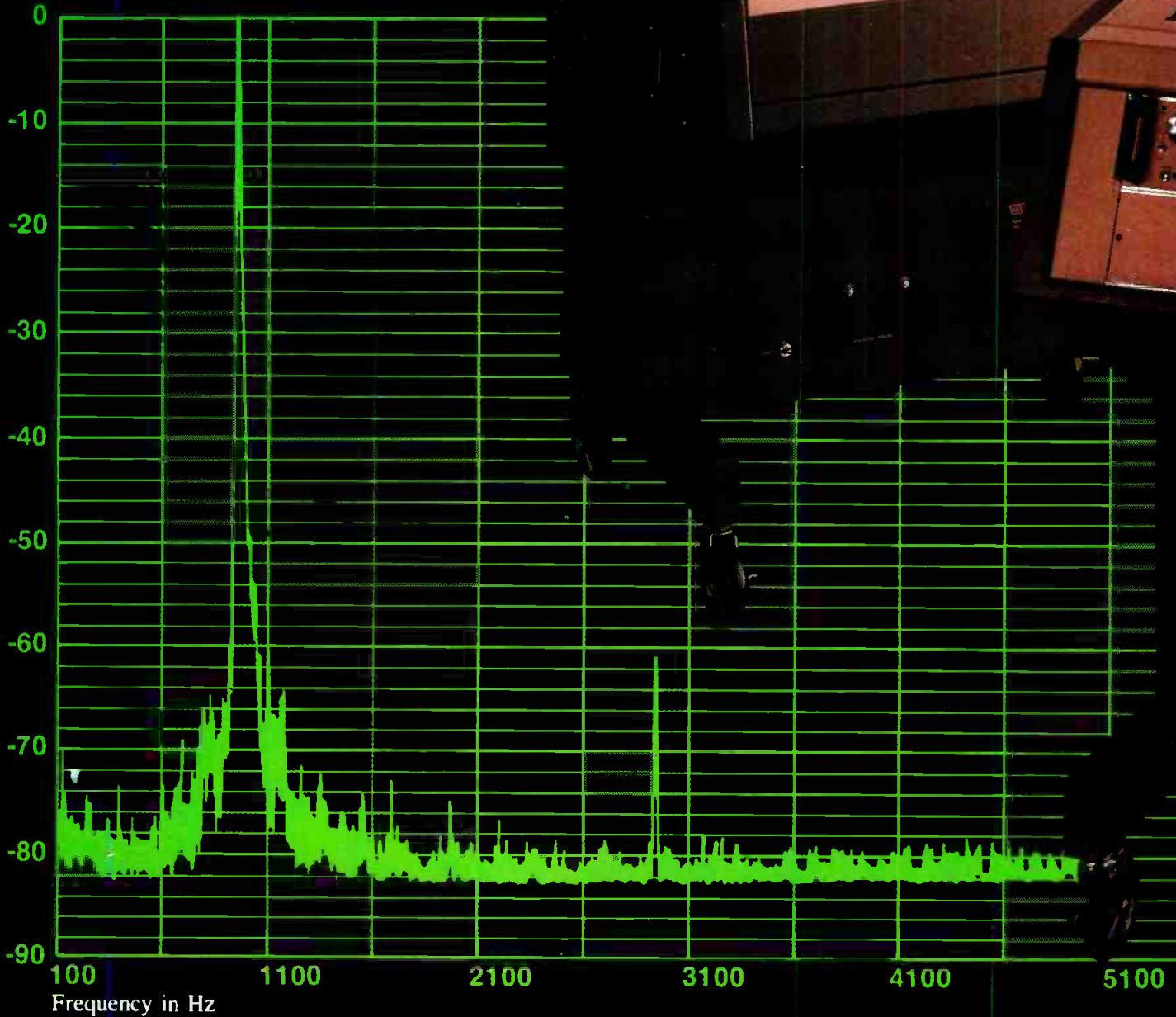
BME 3 12 83



# PHILIPS

JH-110B-2-HP


Amplitude in dBm



DISTORTION/PURITY OF SIGNAL



# DOES MCI REALLY OUTPERFORM THE REST?



In a world filled with claims and counter claims for high performance audio products, sometimes it's hard to separate opinion from fact. That's why MCI has provided complete graphic proof of all important tape recorder/reproducer performance characteristics. Now available in a handy Engineering Notebook, these curves and their accompanying methodology form the standard by which all other tape recorders must be judged.

If performance matters in your broadcast or teleproduction application, don't be fooled by "simple specmanship." And if you want to decide for yourself how the JH-110 Series measures up to comparable units, just ask Sony Professional Audio to arrange for a demonstration.

Does MCI really outperform the rest? We'll let you decide. For your free copy of the Engineering Notebook and more information about our demonstrator program, contact Professional Audio Products, Sony Communications Products Company, Sony Drive, Park Ridge, New Jersey 07656.

**SONY**  
Professional Audio

JH-110B-2-VP

# KNSI-AM/KCLD-FM

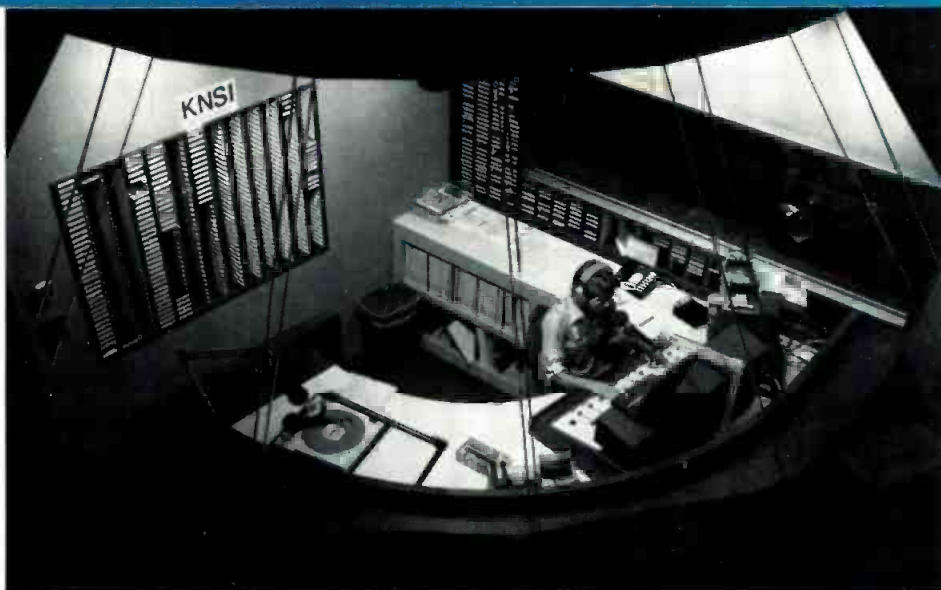
**METRO RANK: UNRANKED**

**ST. CLOUD, MN**

Submitted by  
**JOHN MOLINE,**  
Station Manager

**T**he KNSI/KCLD Radio City Music Mall consists of three of St. Cloud's oldest buildings (the oldest built in 1870); and today we are taking advantage of the thick granite foundations to separate main broadcast studios. There are seven studios and over 15 offices equipped with the best products we could find. Starting with the AM ("Music of Your Life" format), we have three Otari reel-to-reel playbacks mounted under the 12-channel Centurian II console so as not to be in the way of the announcer.

All studios are equipped with a minimum of a three-deck ITC and a single-deck ITC record playback cartridge unit. In the FM KCLD studio, which is our Adult Contemporary 24-hour station, we also use one Otari record playback reel-to-reel, but almost all music is played on the two Technics SP15

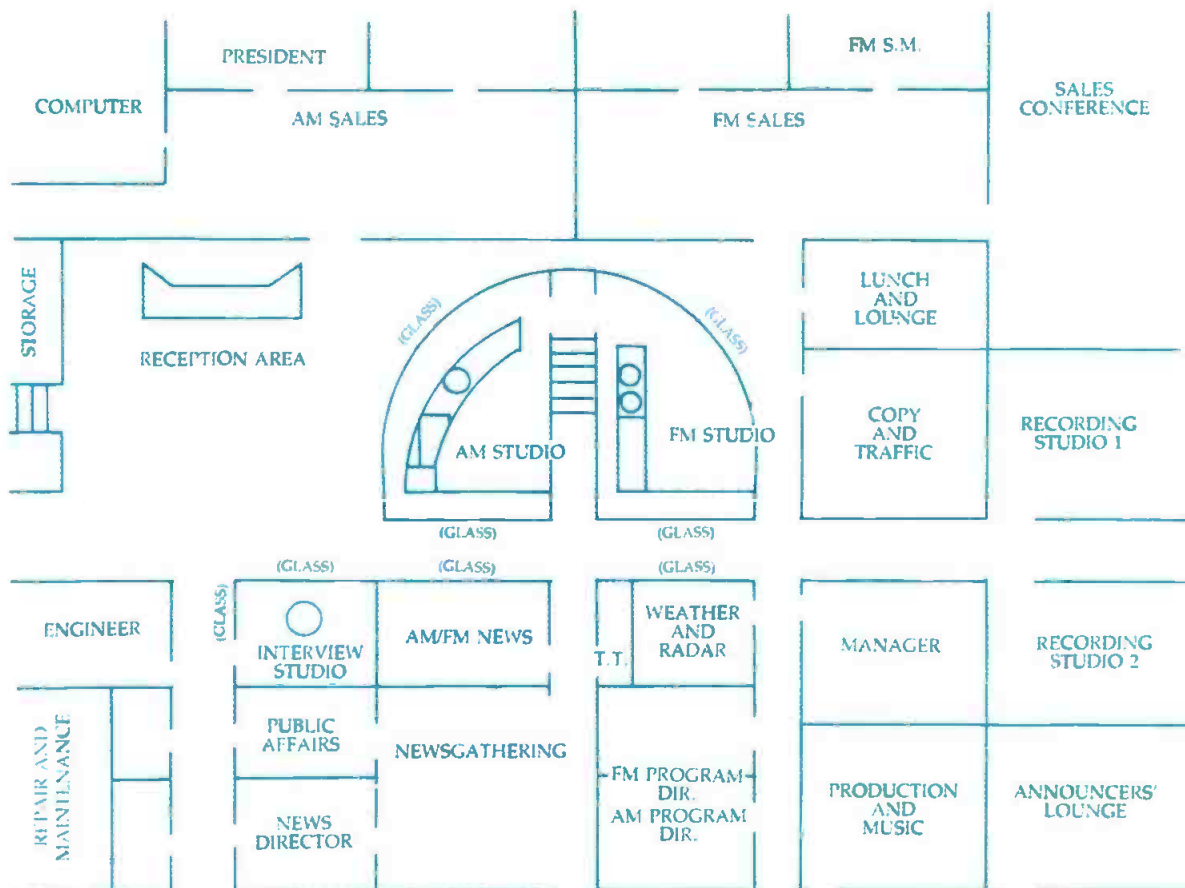


**The glass-enclosed studios for the AM station let the on-air personality view other parts of the station complex.**

Quartz turntables or ITC cartridges. Both AM and FM studios have built-in cartridge sleeves that will hold over 1000 cartridges each. Both studios,

which are arranged back-to-back, have waved carpeted walls for better acoustical sound. The audio processing and all remote equipment are located in the

### KNSI-AM/ KCLD-FM





FM studio. KCLD-FM uses CRL 2PP800 and KNSI uses AM Optimod for their audio processing. The FM console is a Pacific Recorders 10-channel BMX 10.

Like the on-air studios, each of our two recording studios is equipped with 12-channel Centurian consoles and can be switched over to main operation in case of major console breakdown. Each of the recording studios is also equipped with two ITC 750 and 850 record/playback reel-to-reels and ITC cartridges plus Sharp record/playback cassette units. Turntables are Spartas.

KNSI/KCLD may be the first radio station in the Midwest, if not the nation, to have its own exclusive color weather radar. Our 12-inch Sperry Marine radar is located in our 24-hour StormWatch Weather Center and can be viewed from both AM and FM studios, even though each studio has its own color weather radar monitor. The color unit is a Denrad Colorizer. We can also project on the monitor screens the forecast which is entered on our computer/word processor and also our Heathkit weather computer.

The AM/FM newsroom can be viewed by both studios and is equipped with one ITC 750 and one 850 reel-to-reel and an ITC record/playback deck. Equipped with an Ampro eight-channel



**The FM studio is on the opposite side of the wall from the AM in the semi-circular, glass-enclosed air studios, centrally located.**

micro-touch audio console, the newsroom functions as a studio.

Our entire 12,000-square-foot station was designed by our own personnel to give us the maximum efficiency and a very workable facility. There are over 25 miles of audio wire beneath the floor or in the soffits, so no wires show

externally. Radar, microwave, and Marti antenna equipment, are located on our 100-foot self-standing tower on top of the Radio City Music Mall.

KNSI/KCLD is very proud of its state-of-the-art facilities and of the professional atmosphere that emanates from this complex.

# WKXJ-AM/WCKQ-FM

**METRO RANK:  
UNRANKED**

**CAMPBELLVILLE, KY**

Submitted by  
**JIM JACKSON,**  
Operations Manager

**S**oon after a change in ownership of Taylor County Broadcasting Company in 1979, the go-ahead was given to renovate outdated studios and offices. The main concern was to develop a design for the studios which would be functional and practical from an engineering, as well as a programming, standpoint.

All of our on-air and production studios are designed to be as comfortable as possible, and we have tried to position essential equipment as close to the operator as we can or to provide remote con-



**Operations manager Jim Jackson in main FM control room, where all essential equipment is located close to operator's reach.**



**Studio B is used for production purposes, but may be put on-air if necessary. Music director Mark Royse works the MCI reel-to-reel and ITC carts.**

controls to add to the ease of operation.

A common wiring trough ties all studios together and connects to our transmitter room. Existing walls were replaced with soundproof ones using double studs with a one-inch air space and batt insulation. The viewing windows and carpeting on the upper half of the studio walls provide additional soundproofing. To accommodate the special needs of our three studios, a special HVAC system was de-

signed with sound baffles in all duct work to supply each studio with the proper amount of heating and cooling with minimum noise.



The FM studio and main control center feature a Continental Electronics Rock 10 console, two ITC three-deck cart machines, Russco Studio Pro turntables, and two Sennheiser 421 microphones with UREI LA/4 compressor-limiters to control the mic level prior to adding a small amount of reverb using a Tapco 4400A. Some equalization is added with a UREI 535 graphic equalizer. We do not attempt to change the announcers' voices, but rather to enhance them by creating a richer, fuller projection.

On the right side of our studio bench is a remote-control panel for equipment in the wall racks. We use a deluxe remote-control unit for the rack-mounted Scully 280B reel machine, and a remote record/play-stop for the ITC record/play cart machine. In the same unit is a GTE speaker phone with a Styleline touch-call phone located below for private conversations.

The two wall racks contain EBS equipment and the Tapco and UREI units. We've also designed an AM/FM/FM stereo alarm panel to indicate the air status of our stations for the operator. In front of the studio bench are modulation monitors for AM and FM, giving the operator constant indication for perform-

## The Quick-Draw



This case from **Porta-Brace™** is a new kind of camera case. It is the first completely practical case for professional video cameras.

**THE QUICK-DRAW PROFESSIONAL**



**K and H Products, Ltd.**  
Box 246, North Bennington  
Vermont 05257 (802) 442-9118

Circle 159 on Reader Service Card



# “The Electro-Voice Sentry® 500 is a monitor by design.”

## Greg Silsby talks about the New Sentry 500 studio monitor...

Everyone expects a studio monitor system to provide a means of quality control over audio in production.

True, other audio test equipment can supply you with valuable data. But that data by itself is incomplete and only displayed in visual form.

Only a true studio monitor speaker system can deliver an accurate indication of audio quality in... audio! After all, this is the language of the trained ear and doesn't require a complex interpretation process.

I believe the Electro-Voice Sentry 500 Studio Monitor System will meet your every expectation.

### What's a “studio monitor?”

The term “studio monitor” is often a misnomer. It's easy to tack a label on a box and call it a “studio monitor” without including the best precision engineering available, and careful attention to application design. Too often, these all-important considerations are traded-off for such marketing reasons as high cosmetic appeal, a particular type of popular sound, and low component manufacturing cost. While all of this may translate into high profit margins for the manufacturer it does nothing to produce a reliable standard for audio testing and evaluation.

### Linear frequency response

The Sentry 500 follows the well-established Electro-Voice tradition of combining the most advanced engineering and manufacturing technology available. The Sentry 500 has been carefully thought-out and built to meet the specific needs of the audio professional. Like the smaller Sentry 100A, the Sentry 500 provides linear response throughout its range (40-18,000 Hz  $\pm$  3 dB). In fact, because the two systems share this linearity, program material may be mixed on one, sweetened on the other, with



complete confidence in quality. Acoustic “Time Coherence” (the synchronous arrival of acoustic wave fronts from both high and low-frequency drivers) has been maintained through careful crossover design and driver positioning.

### Constant Directivity

The Sentry 500 is a Constant Directivity System, benefitting from years of E-V experience in the design and application of constant directivity devices. Utilizing a unique E-V-exclusive high-frequency “Director”, the Sentry 500 provides essentially uniform coverage over a 110° angle from 250 Hz on up to 10 kHz and 60° dispersion from 10 kHz clear out to 18,000 Hz! And it does this on both the vertical and horizontal axes. This means the “sweet spot”, once a tightly restricted area large enough for only one set of ears, has been broadened to allow accurate monitoring by the engineer, producer, and talent—all at the same time. That's what we call Constant Directivity.

### A monitor by design

To qualify as a truly accurate test device, a monitor speaker system must faithfully reproduce the wide dynamic range required by today's music and current digital recording techniques, and do it with low distortion. This is no problem for the Sentry 500 which combines the high efficiency of an optimally-tuned Thiele-aligned cabinet to the brute power handling of Electro-Voice Sentry components. Consider what you get with proven

E-V components in the Sentry 500: the Sentry 500 will deliver 96 dB at one meter with only one watt and yet will handle 100 watts continuous program material with 6 dB of headroom. That's 400 watts on peaks! The same Super-Dome®/Director combination which maintains uniform dispersion of linear response out to 18 kHz also handles a full 25 watts of program power or 5 times the power handling capacity of most “high powered” tweeters. After all, tweeters should convert electrical energy to acoustic energy—not to smoke and fire.

The Sentry 500 is another no-nonsense Electro-Voice Sentry design with the incredible performance and credible price you've learned to expect from E-V. I'd like to tell you the rest of the Sentry 500 story and send you the complete Engineering Data Sheet. Write to me: Greg Silsby, Market Development Manager/Professional Markets, Electro-Voice, Inc., 600 Cecil Street, Buchanan, Michigan 49107.

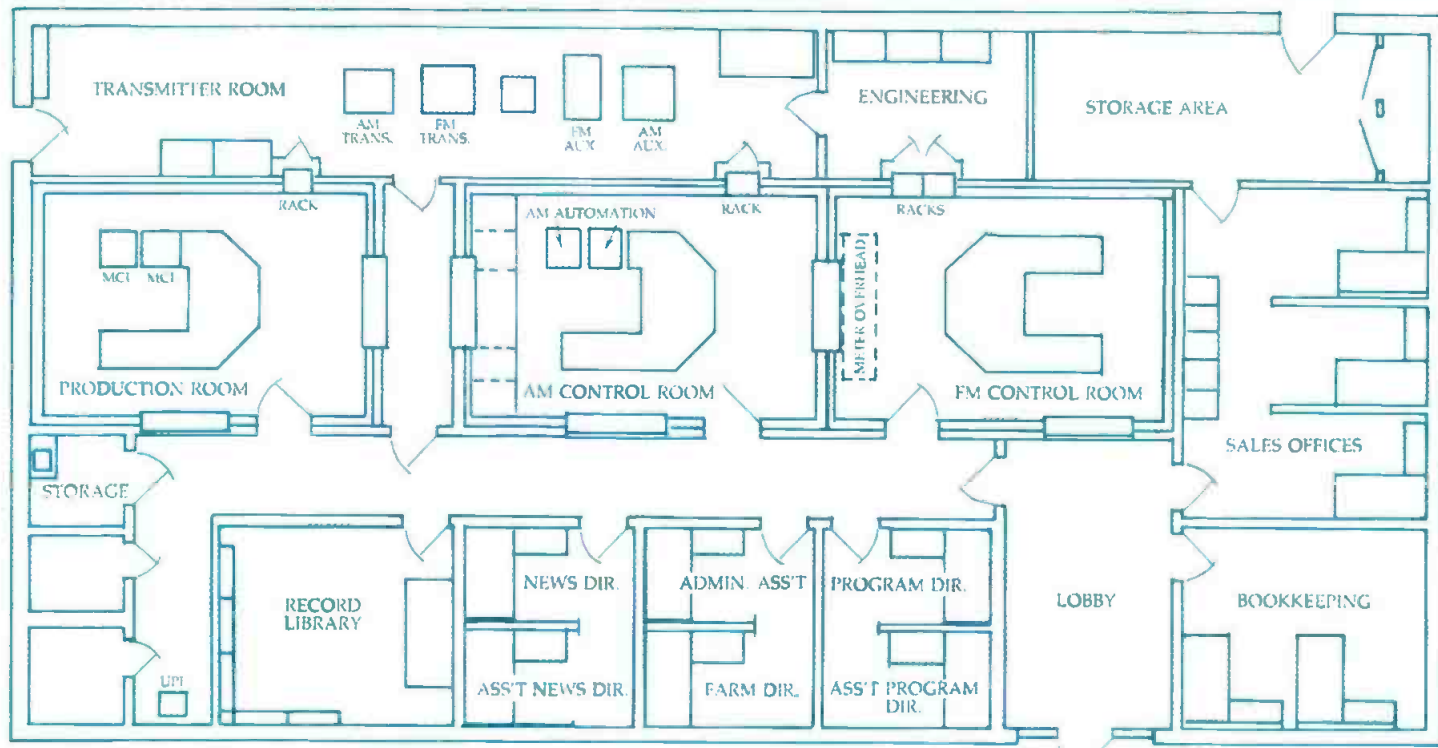
  
Market Development Manager,  
Professional Markets

 **Electro-Voice®**  
SOUND IN ACTION™

a **gulton** company

Circle 160 on Reader Service Card

[www.americanradiohistory.com](http://www.americanradiohistory.com)



**WKXJ-AM/WCKQ-FM**

ance of modulation at a glance.

Our on-air and production studios are located on the same side of the building. The AM station control room (Studio A) also serves as a production studio. WKXJ-AM is affiliated with the Satellite Music Network's Country-Coast-to-Coast format. It is fully automated, using a Cetec Series 7000 automation system featuring Audiofile cart machines. Other equipment includes a Rock 10 console, ITC three-deck record/play deck, two Scully 280B reel machines, a Belar remote AM modulation monitor, McMartin remote receiver, and a Sanyo power amp.

Our third studio (Studio B) is used mainly for production purposes, but may be used for on-air if necessary. Here, too,

we're using a Rock 10 audio console. In addition, there is an Orban 418A stereo limiter, Orban 622B parametric equalizer, two MCI JH110-B reel machines, two Russco Studio Pro turntables, a Sennheiser 421 microphone, an AKG D1000E microphone, one ITC Series 99 record/play cart machine and one Series 99 playback-only machine.

As with all our studios, the news studio is designed to provide flexibility for the news staff. All equipment is within a 90-degree reach. We designed three equipment racks to fit into an area just above the desk top. We use an Otari MX-5050B reel machine, ITC cart machines, a Tapco 6200 mixer, a Super-scope portable cassette machine, and a D1000E microphone. The news staff has

all the necessary equipment close at hand, so they never have to wait for the production studio.

The transmitter room contains the main AM and FM transmitters as well as standby transmitters for each. The main AM transmitter is a Continental 314 R-1. The main FM transmitter is a McMartin BF 3.5k. We use an Orban Optimod 8100 FM processor and a Dorrrough DAP 310 for AM processing.

We're also equipped with an auxiliary gas-powered generator capable of keeping both stations on the air in the event of a power failure.

It's taken a lot of hard work and a lot of input from engineers as well as from announcers to design this facility, but the results have been worth the effort.

# WKOP-AM/WAAL-FM

**METRO RANK: 136**

**BINGHAMTON, NY**

Submitted by  
**MARGARET BRYANT,**  
Chief Engineer

In 1981, when WAAL-FM and WKOP-AM were reunited after nearly a decade of separate operations, the first problem we had was that neither existing studio facility could house both the AM and the FM. Our search for new quarters was narrowed by

the desire to remain in downtown Binghamton. We finally settled on two floors of an old building that had been a clothing store.

It was decided to locate the offices on



the second floor and the studios on the third floor. As shown on the floor plan, the studios are located in a core area with hallways around them. This was done for several reasons. First, being located in the center of the building kept out the noise from outside. Having the studios in a central core area also keeps the wire runs to a minimum. In addition to these and other reasons, we needed a simple way to meet the city fire code.


Also located in the core area is the wire



# Cost-Performance to Oki Doesn't Mean Less Performance for Lower Cost. Performance Takes Priority!



## LT1210 Digital Television Standards Converter



Professionals demand an uncommon level of picture quality in TV standards conversion. And production on the road requires a compact, reliable unit. Oki Electric built the LT1210 to deliver. It's the world's smallest converter able to handle NTSC, PAL, and SECAM, with PAL-M conversion as an option. Yet it incorporates every function and feature needed for producing studio-quality programming. The image enhancement function, for example, ensures a high-definition picture with outstanding image clarity. This converter is also a totally integral unit so no adaptor or changing of encoder/decoder modules is required for conversion between NTSC, PAL and SECAM.

The cost-performance of the LT1210 is nothing less than outstanding. Oki Electric's proven expertise in standards conversion combined with the latest in LSI technology results in a highly reliable, easy-to-use converter. The LT1210. Check it out. Anywhere.

Oki also produces the high-end LT1015Σ Digital TV Standards Converter.



LT1015Σ

*In the U.S.A. and Canada, contact:*  
 Oki Electric Overseas Corp.  
 One University Plaza,  
 Hackensack, New Jersey  
 07601 U.S.A.  
 Tel: 201-646-0011—0015  
 TWX: 7109905004 OKI ELEC HAK

*In other areas, contact:*  
 Head Office:  
 Overseas Marketing & Sales  
 10-3, Shibaura 4-chome,  
 Minato-ku, Tokyo 108, Japan  
 Tel: (03) 454-2111  
 Telex: J22627  
 Cable: OKIDENKI TOKYO

**OKI**  
 electric  
 industry  
 company, Ltd.

Circle 161 on Reader Service Card

[www.americanradiohistory.com](http://www.americanradiohistory.com)



**WKOP's control room has a Gatesway 80 board and an ITC 3D cart machine. One of the challenges of moving into the new facility was that no new equipment was purchased.**

room, which is the main distribution point for all the studios. We used 66B4-25 punchdown blocks as the master blocks. Wiring was then routed to 66M150 blocks to be distributed to each

of the studios. We installed 25-pair cable in a Wiremold raceway that ran along the studio walls. Once in the studio, the cables were then punched down on 66B4-25 blocks and distributed to the

various places in the studio. The patch panel wires also come down to a 66M150 block, so any changes necessary on the patch panel can easily be made in the punch blocks.

The walls in the studio area are all staggered studs with insulation woven in between. The walls extended up to the old tin ceiling, which, unfortunately, we had to cover. Our efforts at keeping out stray sounds were helped by the existing eight-inch-thick wall running between the production studios and the control studios. We have never had any sound problems with this arrangement.

The two biggest problems we encountered were the uneven floors in the old building and the fact that no new equipment and cabinetry were being purchased. The first problem was solved by simply leveling the floor. The second problem was a little more involved. With no new equipment being purchased, it meant we had to time moving each of the studios so the least amount of air time would be lost. Two of us moved each stu-



**WKOP-AM/WAAL-FM**



# The definition of the best color camera tubes in the world.



No matter how you define your color camera needs, you will want to be certain you have chosen the best tube for the job. And no technical appraisal can be complete without EEV Leddicons.

Take lag or smearing. Because Leddicons incorporate a unique light bias arrangement, shading is minimal. So is differential lag. The result is that a football in flight will always look like a football — not a flying saucer!

As for color imagery, you simply cannot improve on Leddicons. Extended reds have a precisely-engineered response with an infra-red filter providing cut-off exactly where you want it.

Or compare the highlight image performance of Leddicons with other tubes. The difference is that the retention effect is minimised by a unique target manufacturing process — even in the very difficult extended red channel where other tubes are simply unable to cope.

You'll certainly want to avoid blemishes. That's why all Leddicons must satisfy the most exacting manufacturing, testing and quality control standards. And it shows — in the fact

that Leddicons average less spotting than other tubes!

Then there's geometry. The optimised electron optical design of Leddicons ensures the best possible geometry. Registration too is equally distortion free — we can, in fact, supply



computer-matched sets for all three channels.

And what about microphony? With EEV's unique anti-microphonic mesh assembly, Leddicons provide the cleanest pictures — even from cameras

operating in areas of high ambient acoustic noise.

As for choice, there's simply none better than Leddicons. That's because the range covers fully-interchangeable sizes and types to suit virtually every type of studio, EFP and ENG camera used in the world today.

When you add up all the facts about Leddicons, there is only one conclusion — namely, the definition of the best tubes for your camera.

But don't leave it at that.

Next time specify Leddicons for your new equipment and as replacements and find out what that definition really means in practice.

# LEDDICONS

®Leddicon is the Registered Trademark of EEV Lead Oxide Camera Tubes



**EEV Camera Tubes** 

EEV, Waterhouse Lane, Chelmsford, Essex CM1 2QU, England. Tel: 0245 261777. Telex: 99103.  
 EEV Inc. 7 Westchester Plaza, Elmsford, NY 10523, USA. Tel: 914 592 6050. Telex: 6818096.  
 EEV Canada Ltd, 67 Westmore Drive, Rexdale, Ontario M9V 3Y6. Tel: 416 745 9494. Telex: 06 989 363.

Circle 163 on Reader Service Card

[www.americanradiohistory.com](http://www.americanradiohistory.com)



**WAAL, an album rock station, has an LPB S-13C board and ITC PD-II cart machines. Also visible is the thick brick wall that existed in the old building taken over when the stations merged.**

dio, one at a time, over a period of weeks. Remember, no new cabinetry was constructed, so we were severely limited in what we could do in advance. Still, we managed to move all five studios without going off the air.

**vote**  
**BALLOT ON PAGE 41**

WKOP is a country station and most of the music is on cart. The board is a Gatesway 80 and the carts are played on an ITC 3D. There are two Russeo turntables for the few records that are played. While the control room is in mono, the AM production room is in stereo. The AM and FM production rooms, while differing in equipment, can be used almost interchangeably.


WAAL is an album rock station and as such, almost all of the music is played off disks. The board is an LPB S-13C and the turntables are Technics SP 10 MK II with SME tone arms and Russeo Fidelity Pro preamps. The production room uses a smaller version of the control room board. We use a Scully 280B and an Ampex 351 for reel-to-reels. Both studios use ITC PD-II cart machines. The only new cabinet we constructed was for the monitors and remote-control units. The slope on the front makes the meters easy to read and the back is open to allow accessibility. The whole unit is on wheels to make it easier to move around.

The entire experience was challenging, but, as a result of the effort, we have, for a minimal investment, studios that look good, sound good and are very functional.

## turn your telephone line into a music line, and pay less

5 KHz lines are far from cheap and not always available. So why not use Rood's low-cost alternative, the Bandwidth Extension system (BAX for short), and save money while retaining the same quality?

By means of frequency shifters, compressors, and expanders a 50 Hz to 4950 Hz signal is transported via two telephone lines.



The BAX system out-performs music lines, both in price, performance and availability.

**RENTALS  
AVAILABLE**

Represented exclusively in North America by: **MARCOM** P.O. Box 66507, Scotts Valley, CA 95066  
(408) 438-4273

Circle 162 on Reader Service Card



The IVES \$6950 all-inclusive editing system outperforms others costing up to twice the price. If you include their add-ons, they cost more money than IVES. If you don't include their add-ons, they don't offer the features of IVES. And with or without add-ons, IVES outperforms them all! Check it out in the Price/Performance Chart. You'll find a lot of blank squares and a few add-ons.

The revolutionary IVES editing system is a complete postproduction 2-VTR system that offers precision SMPTE Time Code or control track editing as well as all pre- and post-editing functions. The exclusive VideoMaster™ control allows you to perform seven different motion control and edit preview functions from a single control. No other editing system even comes close.

The IVES system is the all-in-one affordable, easy-to-operate, self-contained package—no "a la carte" option pricing and no add-ons. There are no cable reconnections required for automatic dubbing or pre-stripping tape. Its user-friendly design and rugged quality construction make the IVES system the "intelligent" choice for any broadcast, electronic news gathering (ENG), cable, corporate or professional video operation.



# Compare The IVES™ Editing System For Price/Performance... There's No Comparison

And delivery is now. Call or write for brochure or the name of your nearest EECO authorized distributor. EECO Incorporated, 1601 E. Chestnut Ave., Santa Ana, CA 92701. Tel (714) 835-6000, TWX 910-595-1550. Telex 67-8420.

The IVES editing system is brought to you from the people who designed the first practical time code editing system.

## EECO®

Computer Controls for Video Production


For Information Circle No. 164

For Demonstration Circle No. 165

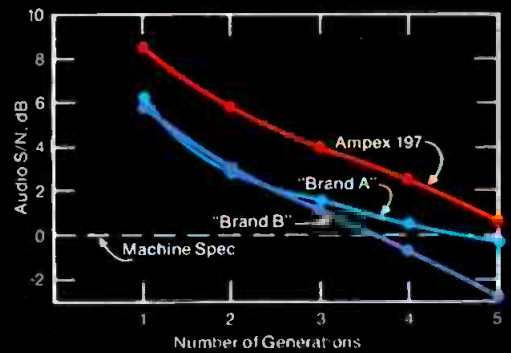
CHECK IT OUT...								
EDITING FEATURES	EECO	CONVERGENCE	JVC	PANASONIC			SONY	
	IVES	ECS-90S	VE-92	NV-A500	NV-A970	AU-A70	RM-440	BVE-800
SMPTE time code editing	✓							
Built-in pre-stripping capability	✓							
Built-in audio mixer	✓							
Built-in audio/video routing switcher	✓							
Programmable audio/video fades	✓							
Non-volatile memory	✓							
Printer output	✓							
"Mix and match" VTRs with smart interfaces	✓							
Price	\$6950							

COMPARE THE IVES EDITING SYSTEM WITH THESE... YOU'LL FIND A LOT OF BLANK SQUARES AND A FEW ADD-ONS.

# Ampex 197: designed especially for broadcast.



**AUDIO  
MULTIPLE  
GENERATIONS**  
Even after five generations,  
Ampex 197's audio signal-  
to-noise ratio exceeds the  
BVU series machine  
specifications.



## Broadcast-quality sound.

Ampex 197 offers superior signal-to-noise and low distortion characteristics. This means crisper, cleaner audio performance under heavy editing conditions and multiple generation dubbing. Plus excellent stereo fidelity when used for music recording.

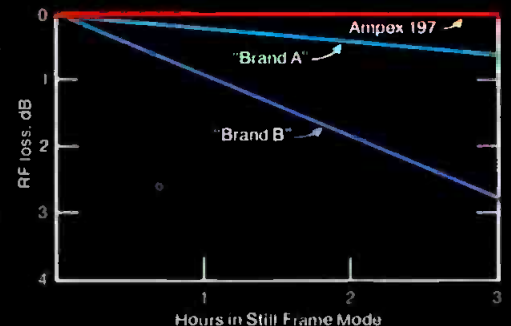
## Broadcast-quality color and sharpness.

The Ampex 197  $\frac{3}{4}$ " videocassette was developed with nothing less than perfection as the goal.

With superb chrominance and luminance performance it is ideal for ENG, EFP and on-line editing.

Ampex 197 has been especially formulated to optimize the performance of Sony BVU recorders.

**STILL  
FRAME  
DURABILITY**  
Laboratory tests proved that  
Ampex 197 held up for three  
full hours with no RF loss.



## Broadcast-quality reliability.

In blind field testing, Ampex 197 got the highest marks from broadcast professionals for picture quality, stability, and durability.

Find out more about why Ampex 197 is quality worth broadcasting. Call your Ampex Regional Office or write to: Ampex Corporation, 401 Broadway, Redwood City, CA 94063 (415) 367-3809



# AMPEX

Ampex Corporation • One of The Signal Companies

## Quality worth broadcasting.

Circle 166 on Reader Service Card



## Beware, Fine Time Is Back

By Harry F. Cole, FCC Counsel

While they may not have realized it, broadcasters have enjoyed a three-year period from 1980 to 1983 of freedom from routine and Mass Media Bureau-imposed fines and forfeitures. The reasons underlying this benevolent hiatus are a matter of speculation. Some observers attribute it to the Commission's budgetary cutbacks which, it is thought, necessitated reassignment of the personnel normally responsible for investigating possible rule violations and issuing forfeiture notices. However that may be, broadcasters should be aware that the party's over—the Commission is back in the fining business and there is good reason for concern.

The Commission's power to penalize errant broadcasters derives from Title V of the Communications Act. That title authorizes the FCC to issue fines of up to \$20,000 for willful and repeated violations of the Act or of the Commission's rules. To fine a licensee, the Commission must determine that the alleged malefactor has indeed violated a rule (and not just a mere policy not specifically included among the Commission's rules), and that it has done so willfully and repeatedly.

Normally, the FCC will open an investigation of potential violators based either on a complaint by, say, a disgruntled former employee, or maybe by a competitor, or as the result of an inspection by the local Field Operations Bureau. The licensee is generally notified of the inquiry/investigation and given an opportunity to respond. The FCC's staff then weighs all the evidence it has gathered and either washes the whole thing out or notifies the licensee that it is being fined a particular amount. The licensee may then contest the fine through the appeals process. Alternatively, it may simply refuse to pay, thus forcing the FCC to bring action in U.S. District Court for the

amount of the fine. (The appropriate course to take in any particular instance depends entirely on the facts involved, and the decision to go one way or the other should be made only after consultation with counsel.)

In the late 1970s, the FCC meted out numerous fines. The general average number of fines issued by the Bureau was about seven per month. While some reached the \$5000 to \$10,000 level—even, in rare instances, \$20,000—by far most were limited to under \$1000. The types of violations involved included failure to make equipment measurements, failure to make tower light observations, failure to keep proper technical logs, and use of unlicensed operators.

Then, in 1980, without notice or explanation, the Broadcast Bureau simply stopped issuing such routine fines to broadcasters. Some major-league transgressions still generated occasional actions, including fines, but, for the most part, the routine issuance of monetary penalties by the Bureau pretty much ground to a halt . . . until, that is, 1983, when it began again with a vengeance. Between May and September 1983, the Commission issued more than 50 fines. That may not, at first blush, strike fear in the heart of the average broadcaster. But consider this. Of the 55 fines assessed, 39 were for \$1000 or more. Of those, five were for \$4000 or more. And of those, one was for \$10,000 and one hit the jackpot for a whopping \$20,000. While some well-heeled stations might absorb one or more fines in the four-to-five figure range, that kind of fine could have a significant impact on many stations' bottom lines. And that, of course, does not include the additional costs—in particular, attorneys' fees.

What warrants the FCC's wrath? Starting at the top, the unfortunate target of the \$20,000 fine had, in effect, been

# MAGNECORD MC-II

Compare Quality at this Price



*Incomparable  
from \$1100.00\**

- Meets or exceeds NAB standards, with IEC equalization on request.
- DC servo, flutter-filter drive runs true regardless of line voltage fluctuation.
- Cool operation; no ventilation required.
- Full remote capability.
- Long life heads and phase locked tape guides.
- Mono or stereo play models field convertible to record.
- Automation cue tones (stop, secondary, tertiary) with LED's and external switching contacts.
- Cue track access for FSK logging.
- Universal mic/line input.
- Immune to RFI and EMI.
- Rugged design in the Magnecord tradition—made in USA.

\*Suggested Pro Net Price

Quality Products for the Audio Professional

**TELEX MAGNECORD**

TELEX COMMUNICATIONS, INC.

9600 Birch, J. A., So. Wichita, KS 67220, U.S.A.

Telex: 151111, Magnecord, Telex Corp., Kansas City, Mo. 64117, U.S.A.

Circle 170 on Reader Service Card

## FCC RULES & REGULATIONS

operating outside its authorized limits for some time and had (perhaps more importantly) apparently not been particularly candid with the FCC's staff. It seems that the licensee had received a construction permit in May 1980 to increase power and change its transmitter site and transmission system. It completed the changes in October 1980, and, according to the FCC, the station began operating with the new facilities in January 1981. The only problem was that program test authority was specifically conditioned on the submission of certain data which, as it turned out, had not been submitted.

The Commission was concerned about that "oversight," but, based on the licensee's assurances that the data would be forthcoming, the staff went ahead in April 1981 and granted limited program test authority. It was understood that the data would be filed in May 1981, but it wasn't. In fact, it took until the end of September 1981 to submit some of the data, and it wasn't until the end of January 1982 before the remainder was filed, despite repeated inquiries from the Commission's staff. Perhaps coincidentally, the station filed the remainder of the data just two days after the staff, apparently frustrated by the licensee's nonresponsiveness, revoked its limited program test authority.

Upon receipt of all the data, the limited PTA was reinstated January 29, 1982, and full PTA was granted in late February 1982. Station logs indicated, however, that during the four days during which the PTA had been revoked, the station had continued to operate as though nothing had changed. And, when a Commission inspector arrived in February 1983, he found at least one document containing technical data differing in some respects from that which had been filed with the FCC. As a result of all of this—particularly the continued operation of the station for four days after its PTA had been revoked—the Commission hit it with the maximum allowable fine.

The subject of the \$10,000 fine was caught operating pursuant to automatic program test authority with an unauthorized antenna height at a site "at substantial variance" from the site specified in its construction permit. And the recipient of a \$4000 fine was found to have operated "without authorization"; the recipient of a \$1050 fine was found to have operated after its special temporary authorization had expired and after its application for PTA had been denied; and the recipient of a \$1000 fine was found to have operated at an unauthorized site with an unauthorized antenna height.

All of these fines related to technical matters. But there were others: seven fines—two for \$3000, three for \$2000 and two for \$1000—meted out for the broadcast of information concerning contests meeting the FCC's definition of a lottery. Another fine of \$4000 covered violation of the lowest unit rate law. Two \$1000 fines for failure to provide the required sponsorship identification were also imposed. Not only are these nontechnical, program-related problems; they involve the kinds of violations which can, from time to time, slip by even the wariest broadcaster. Another example: some 22—that's right, 22—different licensees were hit with a \$1000 fine for failing to file Annual Employment Reports (FCC Form 295).

This return to regulation by monetary penalty does not appear to be temporary. Conversations with members of the FCC's staff have indicated that the Commission is cur-



# Have you called your switcher lately?

The new Bosch TVS/TAS-2000 video/audio distribution switcher is so advanced you can call it on the phone. And it can talk back to you.

If you're the station manager or chief engineer, you can control all your station's feeds directly from your desk—without affecting the program on-air. You don't even need a control panel. Just a touch-tone phone.

And if it makes you feel more comfortable, the TVS/TAS-2000 will confirm—verbally—what you've done.

## Have it your way

Touch-tone control is just one of the sophisticated control options available with the TVS/TAS-2000 to let you fit your needs precisely.

And we know something about your needs because we've been a leading manufacturer of distribution switchers for years with our TVS/TAS-1000 and RKX models.

You can choose from standard control panels with leverwheel and button per crosspoint. Or customized panels for single bus to full matrix control. Or completely automated systems.

Our new 1400 and 1500 series control panels can handle multi-level breakaway—seven levels is standard.

Since the TVS/TAS-2000 is part of a family, you can add most of these control options to existing Bosch-Fernseh TVS/TAS-1000 and RKX switchers.

## Outstanding specs.

As you'd expect in a state-of-the-art system, specifications are outstanding. Crosstalk is better than 60dB for video and 85dB for audio under worst conditions. Harmonic distortion is .02%. Impedance, 150 ohms.

We check our specs with the industry's most precise automatic test system, testing all possible signal

paths for each measurement. And we record all test data, with a copy to you and one for us.

## Features for now. And into the future.

The TVS/TAS-2000 has standard and optional features you need today. And will need tomorrow. Such as redundant control card capability. Coax party line or RS-422 control. SMPTE RS-422 computer control. Vertical interval switching. Internal refresh memory. Local and remote alarms. Clamped video inputs. And many more.


Its compact 10 x 10 arrangement gives you a bigger matrix in an 8¾ inch card cage—60 x 10 audio and video or 130 x 10 audio or video.

You can expand in the field without rewire to virtually any size matrix you may ultimately need.

Call your local Bosch-Fernseh office for details on the new TVS/TAS-2000 and other members of the Bosch switcher family. Or write Fernseh Inc., P.O. Box 31816, Salt Lake City, Utah 84131, (801) 972-8000.

We won't give you any backtalk.

# BOSCH



Circle 168 on Reader Service Card

# BUILT TO GO WHEREVER YOU GO



## ENG & EFP CAMERAS

BY **Ikegami**

IKEGAMI ENG and EFP cameras deliver the ultimate in picture quality whenever and wherever you need them.

One of the most popular studio/field cameras in production across the country is the IKEGAMI HK-357. Whether the job involves a major sporting event, commercial production or whatever, the HK-357 arrives at the scene and is ready to produce studio quality pictures in minutes. Microcomputer control assures that camera performance has been optimized and then rechecked for accuracy. Ruggedness is built into the camera and high quality performance is assured with a minimum of technical time (which is always important in those 'out of the way' places).

Mobile production can take you almost anywhere. IKEGAMI reliability assures that the job gets done. After all, if it breaks down in the field you might as well be on the moon.

## ENG & EFP VEHICLES

BY **GRAY COMMUNICATIONS**

GRAY COMMUNICATIONS constructs mobile production vehicles from custom designs that insure ruggedness and the ability to go where you go.

Since no two production assignments are the same, each ENG & EFP vehicle we construct is custom designed to meet your needs. The vehicle, whether it be a mini-van or tractor trailer, is selected according to environment and purpose. Production equipment selection is based on function, flexibility and durability. Top of the line equipment like IKEGAMI cameras insures superb picture quality and a minimum of maintenance.

GRAY COMMUNICATIONS delivers vehicles built to go wherever you go — and get you back. Sometimes it's a long walk home.

ALBANY, GA (912) 883-2121  
ATLANTA, GA (404) 455-3121  
BIRMINGHAM, AL (205) 942-2824  
MIAMI, FL (305) 591-3637

NASHVILLE, TN (615) 883-9175  
NEW ORLEANS, LA (504) 733-7265  
ORLANDO, FL (305) 896-7414  
TAMPA, FL (813) 885-1411



## FCC RULES & REGULATIONS

rently intent upon seeing that its rules are enforced, and that it is not disposed to overlook or easily forgive violations. Indeed, it has been suggested that fines for shortcomings in stations' emergency broadcast system procedures may be in the offing. This should provide some idea of the depth and breadth of the FCC's desire to enforce the few rules remaining in the post-deregulation era. Why is the FCC suddenly getting tough? It is, like it or not, part of the price the broadcast industry must pay for deregulation. In deregulating substantial, previously regulated, areas, the Commission has made it clear that the rules left on the books *will* be enforced. And it has emphasized that it may not be especially tolerant of those who choose to take advantage of their new-found freedoms and, in so doing, abuse the limited regulations still in place. In the FCC's view, life in a deregulated industry entails increased responsibility on the part of licensees to regulate themselves.

As the Commission is aware, in most, if not all, instances, others are waiting in the wings to take over if a license is lost. Thus, there is no particular urgency in the FCC's mind to protect miscreant licensees. The Commission's willingness to levy numerous, relatively high-dollar fines may be simply an initial step in the direction of increased license denials, a punishment meted out relatively rarely in the FCC's 50-year history.

This trend should not surprise anyone who has followed the track of deregulation since its early stages. It should, however, provide a forceful reminder—and perhaps even a spur—to those who may not quite have gotten around to tying down the loose ends in their operations. The FCC is serious about its enforcement program, and licensees should not necessarily expect a sympathetic response if they are determined to be in violation.

What to do? Probably the most useful step is to line up talented engineering and legal assistance. The regulatory terrain, deregulated though it may be, is still tricky enough to contain some surprises. As an example, at the National Radio Broadcasters Association Convention in October, a broadcaster asked an apparently knowledgeable, well-intentioned sales representative from a programming company whether use of an automatic, full-time network feed could eliminate the need to have an operator on duty all night. No problem, responded the sales rep, the FCC has deregulated that. While that may have been the desired answer, it was not necessarily the correct one: the Commission has deregulated its technical logging requirement, but it has *not* eliminated the need to have a licensed operator available and in charge of the transmitter whenever it is turned on and working (except in limited instances involving specially authorized automated transmission systems).

The moral is that reliance on the advice of nonexperts may lead in the wrong direction. Thus, even the wary can fall prey to pitfalls. Some broadcasters may have convinced themselves that deregulation means that they can live without the guiding assistance of expert advisors, that they have been relieved of the concerns which caused them to hire such advisors. It should be clear that the FCC's sudden, and dramatic, resumption of fines and forfeitures has rendered that conclusion wrong. Even today that small ounce of prevention is *still* worth a pound of cure.

BME

# Perfect Timing

## MASTER CLOCK SYSTEMS



If seeing the same time on all your clocks is important, select **ES 192L-Line Frequency timebase**, for only \$341.

If a guaranteed accuracy of three seconds per month is what you want, choose **ES 160**—\$1,103.

How about one second per month? **ES 160/1**—\$1,286.

Or National Bureau of Standards accuracy! **ES 190** is synchronized to Radio Station WWV to provide a Master with unquestioned accuracy. \$1,286 with receiver and antenna.

**ESE Master Clock Systems are simple to install. All Masters have a Serial Time Code output, able to drive twenty slave displays without buffering. Slaves range in size from 4" LED to 2" gas discharge displays, priced from \$166 to \$471.**

**IF YOU ALREADY HAVE A SYSTEM AND WANT TO EXPAND IT**, get the **ES 167A Serial Time Code Generator** (\$153), then add any number of our low cost slaves.

Many, many options and accessories are available. Ask us about them. Our brochure tells the whole story, but not for long. We keep adding new products.



Write, Wire or Call: (213) 322-2136  
142 SIERRA STREET • EL SEGUNDO, CALIFORNIA 90245

Circle 167 on Reader Service Card

BME DECEMBER, 1983 105

# ADVERTISER'S INDEX

Use Reader Service Card  
on Facing Page ▶

## TELEVISION PRODUCTION ENGINEER

A major Florida Company has an immediate opening for a Television Production Engineer. Initial responsibility will be installing and integrating all production equipment in a new facility and maintaining all systems at optimum efficiency.

Applicants must have expertise in digital and C format based production technology. Familiarity with ACE, VPR2B, 4100E, CBG-2 and related broadcast and production equipment is desired.

A BSEE is preferred plus a minimum of five (5) years experience with an emphasis on operations and maintenance. An FCC 1st Class License is required.

Applicant should currently live in Florida or be willing to pay relocation expenses to fill this contract position.

Qualified candidates who wish to be considered for this position should mail their resume and salary requirements to:

### John McKendree

Florida Power & Light  
P.O. Box 14000  
Juno Beach, FL 33408

Manufacturer	Page No.	Circle No.	Manufacturer	Page No.	Circle No.
ADM Technology, Inc.	C-2	—	Inovonics, Inc.	114	174
Alpha Audio	17	111	International Tapetronics Corp.	76-77	148
Amperex Electronics Corp.	64-65	141	U.S. JVC Corp.	63	140
Ampex AVSD	40	130	K & H Products, Ltd.	92	159
Ampex MTD	10-11	106	Lake Systems Corp.	70	143
	100	166	Larcam Communications Equipment Inc.	60	138
Amtel	36	127	Lerro Electrical Corp.	23	—
Belar Electronics Lab, Inc.	106	171	Listec Television Equip. Corp.	112	178
Bosch (Fernseh)	103	168	LPB, Inc.	18	112
Broadcast Audio Corp.	21	117	3M/Magnetic Tape Div.	30-31	—
Camera Mart, Inc.	51	139		111	—
Canon USA, Inc.	35	125	Marcom	98	162
Capital Magnetic Products	74	146	McCurdy Radio Industries	68	142
Central Dynamics Corp.	32	123	MCI/Quantel	13	107
Chyron Corp.	37	128	MCI (Div. of Sony America)	88-89	158
Cine 60, Inc.	36	126	Microtime, Inc.	58	133
Circuit Research Labs, Inc.	1	100	Midwest Corp.	9	105
Comex Systems	109	172	NEC America, Inc.	5	103
Comtech Data Corp.	83	155		113	179
Continental Electronics Mfg. Co.	71	144	Oki Electronics Industry, Ltd.	95	161
Countryman Associates	21	116	Orban Associates, Inc.	73	145
Crosspoint Latch Corp.	80	149	Pacific Recorders & Engineering Corp.	26	121
Delta Electronics	85	157	Paco Film	84	156
Dolby Electronics	61	137	Panasonic/Matsushita	24-25	120
EECO, Inc.	99	164, 165	Philips Television Systems, Inc.	87	150, 151, 152, 153
EEV	97	163	Potomac Instruments	4	102
Electro-Voice	93	160	Quantum Audio Labs	56	134
ESE	105	167	Ramko Research	7	104
Fidelipac	81	154	RCA Broadcast Systems	38-39	129
Florida Power & Light	106	—	Rohde & Schwartz	19	113
For-A-Corp	47	131	RTS Systems	29	122
Fortel, Inc.	20	115	Shintron	34	124
Fujinon, Inc.	15	109	Shure Bros., Inc.	75	147
Gotham Audio Corp.	22	118	Sigma Electronics	20	114
Gray Communication Consultants, Inc.	104	169	Sony Broadcast	2-3	—
HM Electronics, Inc.	16	110		52-53	—
Ikegami Electronics USA, Inc.	57	136	Stanton Magnetics, Inc.	110	176
			Studer Revox America, Inc.	14	108
			Taft Broadcasting Co.	110	177
			Tarrant County Junior College	113	—
			Telex Communications	102	170
			Thomson-CSF Broadcast	C-3	175
			UMC Electronics	114	173
			Videotek, Inc.	4	101
			Voice of America	115	—
			Ward-Beck Systems Ltd.	C-4	—
			Westec Audio/Video	56	135
			Wilk Power & Video, Inc.	49	132

## When accuracy counts... Count on Belar for AM/FM/TV MONITORS



**BELAR**  
AM MODULATION MONITOR

**BELAR** CALL ARNO MEYER (215) 687-5550  
**ELECTRONICS LABORATORY, INC.**  
LANCASTER AVENUE AT DORSET, DEVON, PA 19333 • BOX 826 • (215) 687-5550

Circle 171 on Reader Service Card



SAVE  
\$340<sup>00</sup>

DIGITAL AUDIO DELAY

BLEEPMATE™ 675/II

\$1285  
~~\$1625~~

## Year End Sale

Take advantage of our biggest markdown ever! Now you can buy this solid-state simplicity for hundreds less than many tape delays cost.



Comex's new Bleepmate-675/II a simple yet sophisticated, fixed, 6-second solid-state delay, has no moving parts (so technical and on-air talent aren't bothered by endless tape/head upkeep). And the 675/II has a broad +/- 1dB, 20Hz to 7.5 KHz response. Its low price makes system redundancy practical too.

- Limited offer.
- Call or write now.
- Sale ends 12/31/83

Comex Systems  
2 Columbia Drive  
Amherst, N.H. 03031  
(603) 889-8564  
Telex: 953120

**COMEX**  
SYSTEMS  
A Division of the  
Successor Corp.

Circle 172 on Reader Service Card

# broadcast EQUIPMENT

## NEW AUDIO EQUIPMENT

### Neve Takes Step Toward Digital Console

In an effort to move the studio further toward the all-digital audio realm, Neve has introduced a production system at the recent AES centered around a digital console it calls the DSP (Digital Signal Processing). The design concept began with an attempt to keep analog circuitry and A/D conversions to a minimum, retaining as much signal processing in the digital domain as is currently possible. Carrying the idea through the chain, this would allow production studios and stations to interface other digital devices with the console while avoiding D/A conversion difficulties.

To accomplish this, Neve has made use of modern bit slice processing to ensure that the digital word length is always appropriate to the signal manipulations required within the console. Thus, while the input signal may be 16-bit, the DSP is capable of using up to 32-bit words internally, avoiding the problem of overload.

All normal functions of a console are implemented digitally. Thus, the EQ sections operate the same as in an analog board, though the EQ is digital, and each channel can have a full-function compressor/limiter and a digital delay with on-board control.

A major advantage of the digital console is that the digital audio and dig-



ital control signals are carried together, allowing the processors in the board to pick up the appropriate signals and send them to the proper destination. The result is a fully assignable, integrated mixdown automation feature that allows for easy reconfiguration to any audio balancing requirement.

An important feature is the storage on floppy disk of all control settings for later use, and the further capability to reset all settings to zero immediately, thus allowing for instant recall of all console settings.

**For More Information**  
Circle 250 on Reader Service Card

### Shure Adds ENG/EFP Mic Mixer

A new addition to the Shure mixer line is a portable microphone mixer designed for ENG/EFP use, the FP31. Providing a wide frequency response from 30 to 20 kHz, the unit offers low

distortion and up to +18 dBm output. The FP31 also contains switchable low-cut filters for each input to help reject low-frequency handling and wind noise.

Three XLR connector inputs and two outputs are provided, each switchable for either mic or line level operation. A master level control sets the output level. Incorporated into the mixer is a built-in slate microphone for voice announcements. The mic is controlled by a pushbutton that also activates a timed (one second) low-frequency slate tone.



## BROADCAST EQUIPMENT

Other features of the FP31 include a flashing LED on-indicator, VU meter, timed meter lamp, peak LED overload/limiter indicator, adjustable limiter, tone oscillator, and stereo headphone mini and quarter-inch jacks.

The headphone outputs can be used as additional unbalanced line feeds for connection to tape recorders, power amps, or the Shure acoustic coupler. Further, the mixer is enhanced by switchable phantom or A-B power at each input for use with condenser mics.

**For More Information**  
Circle 251 on Reader Service Card

### Soundcraft Takes on Broadcast Challenge

Along with a newly introduced line of power amplifiers and a two-track mastering recorder, Soundcraft has stepped into the broadcast audio world with the recent unveiling of its TS24 In-Line console, on display at the AES. The design of the board allows the user to take advantage of in-line design techniques while still making it easy to work the console, especially in regard to group



and master facilities.

A new set of master conditions on the mixer can reconfigure the whole console with one button in each particular stage in recording, mixing, broadcasting, and video post-production. The design concept relates to the handling of mix and channel signals.

As with any in-line console, each module contains two signal paths. One is generally used for sending to the multitrack machine, and the other for monitoring. With both split and in-line consoles, when it comes to the mix, the monitoring section is largely unused, or provides extra inputs, and the signal paths which previously went to the

multitrack are reused. Because of this, the signal paths are connected to the mix bus.

The TS24 eliminates this problem, since the signal-path-designated channel always goes to the multitrack routing and the mix path is always connected to the mix bus. Thus, the monitor automatically becomes the mix.

The four-band equalizer, with high pass filter and patch point, and each pair of auxiliary sends, can be used in either signal path. Usually the position of the EQ, filter, and patch point block is set by the master status; an LED indicates whether it is in channel or mix mode.

Frame sizes are available to accommodate from 32 to 48 I/O modules or up to 40 modules and eight optional stereo modules. Customized modules with tape remotes and other special features are also available. Blank modules for user-customization can be purchased in one-, two-, and four-module-wide formats. All modules (other than the command module) can be placed in any location on the frame.

The TV 24 version of the TS24 is de-

**The Professionals**

**A complete new line of cartridges built to the exacting standards of professional requirements...**

The famous Stanton 881S set a new standard of performance for world professionals and audiophiles alike. Now built to the same careful standards, Stanton introduces three new cartridges—881E, 880S and 880E. The 881E includes the calibrated perfection of the 881S but with an elliptical stylus. The 880S and 880E maintain the same high standards of performance, in applications where calibration is not of prime importance.

The "Professionals" a series of four cartridges featuring all the famous Stanton performance features at different price levels, designed for every budget requirement.

For further information write to Stanton Magnetics Inc., Terminal Drive, Plainview, N.Y. 11803



**STANTON**  
THE CHOICE OF THE PROFESSIONALS™

Circle 176 on Reader Service Card

**TRANSPONDER TIME**  
WESTAR V  
TRANSPONDER 12X

**UPLINKS/TVRO  
MICROWAVE  
INTERCONNECTS**

WASHINGTON D.C.  
KANSAS CITY  
BIRMINGHAM

**TVRO  
MICROWAVE  
INTERCONNECTS**

MIAMI  
PHILADELPHIA  
CINCINNATI  
COLUMBUS, OHIO

**PRODUCTION AND ENGINEERING  
FACILITIES AVAILABLE IN THESE CITIES**


**TAFT**  
Broadcasting Company

SATELLITE COMMUNICATIONS SERVICES  
81 CANAL STREET  
BOSTON, MA 02114  
(617) 720-1557  
TWX 710-321-0581

Circle 177 on Reader Service Card



**WE GAVE THE WORLD VIDEOTAPE.  
NOW THE WORLD HAS  
GIVEN US AN EMMY.**



In 1956, we pioneered the development of videotape.  
In the years since, we've refined, redesigned, perfected it.  
This year, for our performance over all those years, Scotch<sup>®</sup>  
videotape has been given an Emmy. It is an award unprecedented  
in the history of the industry. It is gratefully accepted.

**THE WORLD WATCHES SCOTCH<sup>®</sup>**  
VIDEOCASSETTES

Scotch<sup>®</sup> is a registered trademark of 3M. © 1983 3M Co.

The Emmy is presented by the National Academy of Television Arts and Sciences.

**3M**

# EQUIPMENT

signed specifically for television and radio post-production and broadcasting. With the addition of an extra 16-way routing matrix, and extra 24-track monitoring, independent multitrack backup is possible.

**For More Information**  
**Circle 252 on Reader Service Card**



## Yamaha Previews Digital Delay

Intending to fill what the company sees as a gap in the digital audio field, Yamaha has introduced a new compact, high-quality digital delay unit, the YDM2600. The unit maintains wide bandwidth and low distortion throughout operation, making it useful for applications such as film and video production and satellite and microwave audio links.

The digital delay consists of two sections: a main rack-mountable chassis with local control of many parameters, and a small hand-held remote-control unit with greater control capability. The remote has an alphanumeric LCD, while the main unit display operates by

back-lit LCD. The displays indicate the selected delays and whether a given output is bypassed, as well as the functions of each different channel in the system.

There are four balanced XLR inputs, each with its own recessed, detented level control, and four 16-LED level meters. A stereo headphone monitor output facilitates setup and testing, and the delayed audio outputs are accessed by eight balanced XLR connectors.

The YDM2600 has three modes of operation: one-in mode, with eight discrete outputs at up to 2.66 seconds of delay for each output; two-in mode, each with four discrete outputs at up to 1.333 seconds delay; and four-in mode, each with two discrete outputs at up to

0.655 seconds delay. Red LEDs above each of the four input level controls turn on to indicate active inputs and reveal input mode.

Entire setups can be stored in any of 12 user-programmable memories, with four memories for each of the three operating modes. Also, provisions have been made for 12 read-only memories for use in installations where regular changes are required between several fixed delay configurations. A computer interface allows effects switching.

**For More Information**  
**Circle 254 on Reader Service Card**

## Aphex Expands Audio Processing Line

With the introduction of the new Compellor, Aphex has added to its line of audio processing equipment a compressor/limiter/peak limiter that provides computer-controlled dynamics for increased loudness and automatic gain-riding.

The control circuits of the unit are said to be analog computers that con-

VINTEN 3076-3 MK II  
 FLUID LINK HEAD



100 LBS. CAPACITY

VINTEN 3059-3 CORMORANT  
 EFP HEAD



75 LBS. CAPACITY

VINTEN 3198-3 AVOCET  
 EFP HEAD



30 LBS. CAPACITY

VINTEN 3197-3 TEAL  
 PRODUCTION PEDESTAL



140 LBS. CAPACITY

LISTEC 12" & 15"  
 MONITOR PROMPTERS  
 ALSO: SHORT & LONG SCRIPT DRIVES



LIGHTWEIGHT FUNCTIONAL DESIGN

LISTEC WORDBOX II  
 PORTABLE PROMPTING SYSTEM



AFFORDABLE. PORTABLE PROMPTING

**GREAT WAYS TO IMPROVE  
 YOUR PRODUCTION**

## Listec Television Equipment Corporation

39 Cain Drive / Plainview, New York 11803 / (516) 694-8963 / Telex: 640470

## Listec (West) Corp.

1619 Cosmic Way / Glendale, California 91201 / (213) 247-9247 / Telex: 182686

Circle 178 on Reader Service Card



stantly monitor the input, and adapt and control a single VCA per channel for minimal signal path. The only operation required is setting the input level to control the amount of processing, adjusting the output level, and setting the balance between compression and leveling. The unit then provides complete dynamic control automatically.

The metering monitors simultaneously all functions in each of the unit's three operating modes. In the gain reduction mode, the meters display compression as a green bar and leveling as a red dot on the same scale, thus showing total gain reduction immediately. In the program mode, VU level is shown as a red bar, while peak level is shown as a green bar above the red. This presentation of dynamic range can be switched to read input or output, allowing an instant display of changes in peak-to-average ratio.

Other functions of the Compellor include a process balance control to set the ratio between compression and leveling, a dc input control that varies the output of the VCA and, thereby, the amount of processing, and a silence

gate threshold for setting the threshold of the silence gate between -40 to +4 dB referenced to nominal input level.

In addition, there is a stereo enhance switch which engages a detection and matrixing circuit providing a widening of the stereo image without affecting

nonstereo information. An LED indicates circuit operation. The output control adjusts the output level over a 20 dB range to compensate for heavy gain reduction. The unit sells for \$1195.

**For More Information  
Circle 253 on Reader Service Card**

## Additional Broadcast Equipment

### Color Corrector Offered by For-A

The new Model CCS-4200 is a color corrector designed for professional VTR editing systems and ENG/EPF applications, selling for \$4500. The system consists of a slimline main unit providing RGB gain and setup corrections plus full video proc amp functions. There is also a remote-control unit included in the design.

Video proc amp functions are adjusted using the video level, chroma level, setup, and burst phase controls on the remote unit. Color adjustments are effected using either of two methods: the differential mode allows correction of colorimetry



using the color difference signals, and is suited for use with live camera and VTR output: the balance mode permits correction of gamma, black, and white balance by independent control of RGB signals.

### SYSTEMS ENGINEER SOUTH CAMPUS TARRANT COUNTY JUNIOR COLLEGE

Works with installation and testing of TCJC ITFS system and related Cable TV operation. Requires FCC general-class radio-telephone license and experience with microwave or similar broadcast network. Competitive salary, excellent benefits.

**Tarrant County Junior  
College District Director  
Compensation  
and Employment**  
1500 Houston Street  
Fort Worth, TX 76102  
Phone: (817) 336-7851, Ext. 245

AN EQUAL OPPORTUNITY EMPLOYER

## NEC introduces the smallest 30-mile 7GHz microwave link ever.

Only NEC could create the TVL-800-6F, the smallest revolution ever in ENG microwave link technology.

The TVL weighs just 4.4 lbs., with an antenna as small as 13" in diameter. But on just 1 watt of power, it has a range of up to 30 miles, 2 standard audio channels and 10 switchable channels in the 7GHz band. For even greater range, an optional 5 watt amplifier is available.


Call NEC at 1-800-323-6656. And get the big picture on the smallest microwave link ever.

**NEC**  
IMAGINE WHAT WE'LL DO NEXT.



**NEC America, Inc.**  
Broadcast Equipment Division  
130 Martin Lane  
Elk Grove Village, Illinois 60007  
In Illinois: (312) 640-3792

Circle 179 on Reader Service Card



"When our studio was built we insisted on the best equipment... Beucart offered professional features at affordable prices.

Built-in extra features are becoming "standard features" on Beucart equipment, without the extra features cost. The Beucart Recorder/Reproducers offer simple and reliable drive with the capability to stay in-phase during tape changes. Our versatile SFE-100 Slice Finder and Bulk Eraser is engineered to be the best in its field. In fact, all Beucart equipment is engineered to maximize audio performance with dependable service and ease of operation.

Make your job easier with Beucart.

BEUCART DIVISION  
**UMC**

UMC Electronics Company  
460 Sackett Point Road  
North Haven, Connecticut 06473  
Phone (203) 288-7731

Outside Connecticut,  
toll free, (800) 243-6178

Circle 173 on Reader Service Card

# The Gordon Headroom Meter:



## a better idea in program monitoring.

We've combined the best aspects of the traditional VU meter and the precision of the European Programme meter. The result is a meter that meets the UK/EBU standard for

response to program peaks while maintaining a more conventional and artistically desirable "syllabic" response to music and speech. Get the complete package, with optimum-

ballistics movement, or our conversion kit for existing VU meters.

For further information, contact:

**Inovonics, Inc.**  
503-B Vandell Way  
Campbell, CA 95008  
Telephone  
(408) 374-8300

Send for copy of AES preprint.



Circle 174 on Reader Service Card

## EQUIPMENT

The CCS-4200 can improve inferior sync and burst signals and the unit is transparent to high-quality studio signals.

For More Information  
Circle 245 on Reader Service Card

## Saft Produces New Battery Belt



The Portable Battery division of Saft has introduced an economically priced rechargeable battery belt offering four hours of continuous power.


The belt features two pouches for the batteries and a third pouch for the charger and the car cord receptacle that come with the belt. The batteries are two eight-ampere cells. The charger brings the batteries to full power within 16 to 24 hours.

As an added feature, suspenders are included. The belt itself is lightweight and constructed of cordura nylon. The belt is listed at \$99.85.

For More Information  
Circle 255 on Reader Service Card

## Racal Introduces Telephone/Intercom

The new Racal multiplexed automatic telephone/intercom system from Television Equipment Associates is comprised of self-contained handsets or intercom units. The units are con-






nected by low-cost, two-wire unshielded steel cable. Over 30 units will connect at any point in the three-mile cable run in less than two seconds per station.

The system provides seven simultaneous conversations, one multi-station conference call, and an all-station priority call. Also, the system interfaces with existing intercom systems and local telephone and radio networks. A priority break-in facility is provided, and on-set applications, the station annunciator can be a flashing light or volume-adjustable ring with whisper communication.

**For More Information**  
Circle 256 on Reader Service Card

## Microdyne Has New Multiple Feed Antenna



The new multiple feed system, MSF-16, from Microdyne enables the antenna to receive signals from up to five adjacent satellites on the same parabolic reflector. When installed on the antenna, retrofitting involves only the replacement of spars and brackets of the feed support hardware.

Antennas purchased from many manufacturers can be modified to accept the MSF-16. The company claims a value of up to 80 percent of the cost of a new dish.

**For More Information**  
Circle 257 on Reader Service Card

## Topaz Supplies Blackout Protection

The Powermark division of Topaz is offering automatic power systems for protecting computer-based equipment against power outages. These standby power sources provide up to three hours of power and are rated for operation at 300 VA.

The units are equipped with an internal 20 ampere-hour battery, a battery charger, a static inverter, and a power transfer switch. When com-



mercial power is lost, the transfer switch automatically shifts the load

from the ac line to the APS inverter which provides power from the battery.

After primary power is restored, the protected equipment switches back to the ac line, and the APS begins recharging the battery. The portable power systems plug into any standard 120 V outlet. Features include overload protection, short circuit protection, and UL listing. Prices start at \$779.

**For More Information**  
Circle 258 on Reader Service Card

# BUILD A BETTER VOICE FOR AMERICA

There's no challenge like it in the world.

The Voice of America is offering you the challenge and the opportunity to put your engineering skills to practical use while updating and operating the VOA worldwide broadcast communications network. We need you to help us manage and operate our existing stations and new stations, both in the U.S. and overseas. There are opportunities to grow with a growing system.

### Relay Station Directors

Experience required in the management and operation of radio transmitting stations either in the U.S. or overseas. VOA stations consist of high power short-wave and medium wave transmitting facilities, power plants and related telecommunications systems. Station Directors supervise large staffs of both American and foreign nationals; plan and administer financial resources; maintain public relations with the local community and with foreign governments.

### Field Engineers

Positions open for all levels of field engineers at U.S. and overseas locations. It's the Field Engineer who is responsible for keeping the VOA transmitters on the air seven days a week, twenty-four hours a day! Responsibilities cover all phases of operation and maintenance of high power (up to 1,000,000 watts) medium and shortwave transmitters and telecommunications subsystems. Duties include daily operations, routine and emergency maintenance and repair; testing and evaluating new electronic equipment and modification of existing equipment. Entry-level positions include "on the job" training.

### Relay Station Plant Managers

Responsible for the supervision of all activities at either a transmitting plant, a receiving plant or a power plant at stations both in the U.S. and overseas. Responsibilities include supervising

station personnel in the operation and maintenance of plant facilities, equipment and property. Additional duties will be to direct operations and maintenance, direct special project activities, develop budget estimates and financial plans, coordinate work effort of the plant, and serve as advisor and consultant to the station director.

The wide ranging benefits of Federal employment are enjoyed by all Voice of America personnel. They include salaries commensurate with experience, liberal vacation and sick leave program, health and life insurance for you and your family, and a generous retirement plan.

We would like to hear from you. We invite qualified professionals to submit applications for these uniquely challenging and rewarding positions. Write to us. You can expect an early response.

For more information, please send your resume in confidence to:

**Voice of America**  
Director of Engineering  
Suite V  
Post Office Box 1625  
Washington, D.C. 20013

U.S. Citizenship required. A thorough background inquiry may be necessary. Voice of America is an equal opportunity employer.



*The Voice of America is part of the U.S. Information Agency.*

# BUSINESS BRIEFS



The financial outlook for equipment manufacturers seems to be up. **Chyron** reported that its sales for the fiscal year ended June 1983 were up 32 percent from the previous year . . . . Sales for **Scientific-Atlanta's** fourth quarter were worth \$97 million, 20 percent above the same quarter last year . . . . **Artel Communications** announced record six-month earnings, with sales up 322 percent over the same six months of last year . . . . **Tritronics** has achieved its largest sales month ever in July 1983, with total revenues of the sales division in excess of \$2 million.

In a unique arrangement, **Louisville Productions** and **WHAS-TV** in Louisville are sharing an array of **Sony** video equipment, including 3/4-inch U-Matic VTRs, edit controllers and 10 portable record/edit machines.

**AFA Systems** division will install four **Ampex VPR3** one-inch VTRs at the **PrinczKo Production** facility in New York City . . . . **Ampex** recently announced the signing of a long-term agreement with **NBC** for the use of **Ampex 196** and **197** videotape. **Ampex** will supply the tape to **NBC** owned and operated stations around the country.

**MCI/Quantel** has delivered to 13 different television stations the **DPE 5000/SP** digital effects system . . . . Five television stations have recently taken delivery of **MCI/Quantel's** **DLS 6030** digital library system, and two stations, **KHJ**, Hollywood, and **WCVB**, Boston, have taken delivery of **Paint Box** digital art/graphics systems.

**Shooting Star Video** in Foster City, CA, has purchased a new **Ikegami HL-79EAL** broadcast camera . . . . **Chiat Day**, an advertising agency, has installed a **JVC 3/4-inch** video editing system at its Los Angeles office . . . . **The**

◀ **Attendees at the Swiderski Electronics seventh annual equipment show sample the wares of one of the 70 different manufacturers on exhibit at the Elk Grove Village, IL facility.**

**Editing Post**, a New York City video facility, has purchased an editing system consisting of the **JVC VE-92** editing controller and **Tapehandler VCRs** . . . . **WDAY-TV**, an ABC affiliate in Fargo, ND, has purchased two **JVC ProCam 950 ENG** cameras.

**WJZ-TV** in Baltimore, MD, has ordered an **Aurora/100** for news and weather graphics. Another **Aurora/100** digital videographics systems has been installed at **KSL-TV**, a CBS affiliate in Salt Lake City, UT . . . . **MZB & Associates** has sold an **NEC E-Flex** digital effects system to **KVII-TV** in Amarillo, TX. **MZB** has also sold several **Ikegami HK-357s** and **HL-79EALs** to **KXTX-TV** in Dallas, TX.

**Townsend Associates** has helped **WCIU-TV** in Chicago increase its power by installing a new **110 kW UHF** transmitter on top of the **Sears Tower** in Chicago . . . . A contract to provide \$1.4 million worth of turnkey television transmission system for **KLDH** in Topeka, KS, has been announced by **Townsend**.

**KPIX-TV** in San Francisco went on the air recently with its first **Squeezer** from **Precision Echo** . . . . Another **Squeezer** went on the air with **WKPT-TV** in Kingsport, TN.

**Comtech Data** has appointed **Allied Broadcast Equipment** of Richmond, IN, as exclusive national distributor for its line of satellite audio terminal equipment . . . . **AVTEC Industries** has been appointed master distributor for **General Instruments' satellite TVRO** antenna.

**Dean Scott and Associates** have moved to a new facility in Largo, FL . . . . **Karl Heitz** has also moved, and his new address is 34-11 62 St., P.O. Box 427, Woodside, NY 11377 . . . . The new address for **Larcan Communications Equipment Inc.** is 6520 Northam Dr., Mississauga, ONT, L4V 1H9 Canada.

**Bardwell & McAlister**, located in Hollywood, CA, has published detailed studio layout package lists and diagrams for **LPTV** studios . . . . **EECO** has released a new eight-page color brochure on the **IVES** editing system.

## SALES OFFICES

# BM/E

### Broadcast Management/Engineering

295 Madison Ave.  
New York, New York 10017  
Telex: 64-4001

### Eastern & Central States

James C. Maywalt,  
Vice President, Sales

295 Madison Avenue  
New York, New York 10017  
212-685-5320  
James C. Maywalt  
Gene Kinsella

### Western States

Neal Wilder, Associate Publisher

1021 South Wolfe Road, Suite 290  
Sunnyvale, CA 94086  
408-720-0222  
Neal Wilder  
Charleen Kennedy

5015 Birch Street, Office One  
Newport Beach, CA 92660  
714-851-1461  
Neal Wilder

### United Kingdom/Europe

28 Eaton Row  
London SW1W 0JA, England  
Telephone: 01 235 8431  
Bronwyn Holmes  
Derek Hopkins  
Ruben Veksner

### Japan/Far East

Eiraku Building  
1-13-9, Ginza,  
Chuo-Ku, Tokyo 104 Japan  
03 (562) 4781  
S. Yasui  
K. Yamamoto  
Y. Yozaki

STATEMENT OF OWNERSHIP, MANAGEMENT AND CIRCULATION			
1. TITLE OF PUBLICATION			
BROADCAST MANAGEMENT ENGINEERING	ISSUE DATE	NO. OF ISSUES PUBLISHED ANNUALLY	DATE OF FILING
	05	17	1983
2. ADDRESS OF HEADQUARTERS			
295 Madison Avenue, New York, NY 10017			
3. FULL NAMES AND COMPLETE MAILING ADDRESSES OF PUBLISHERS, EDITOR, AND MANAGING EDITOR (Print name only)			
JAMES C. MAYWALT, 295 Madison Avenue, New York, NY 10017			
NEAL WILDER, 295 Madison Avenue, New York, NY 10017			
GEOFFREY C. HARRIS, 295 Madison Avenue, New York, NY 10017			
ROBERT E. HARRIS, 295 Madison Avenue, New York, NY 10017			
4. OWNERS (Give name and complete mailing address)			
BROADCAST INFORMATION SERVICES, INC., 295 Madison Avenue, New York, NY 10017			
JOYCE CHRISTIAN, 431 West 114th Street, New York, NY 10027			
WILLIAM J. WELLS, 1815 Chestnut Street, San Francisco, CA 94122			
JAMES H. LIPKOW, 295 Madison Avenue, New York, NY 10017			
CHARLES C. LIPKOW, 295 Madison Avenue, New York, NY 10017			
YVES H. GO., P.O. Box 2065, Montreal, PQ H3Z 2Y2			
ALVIN H. HARRIS, 6307 Comstock Manor Drive, Farmingdale, NY 11737			
5. ESTABLISHMENT (Give name and complete mailing address)			
BROADCAST INFORMATION SERVICES, INC., 295 Madison Avenue, New York, NY 10017			
6. CIRCULATION (Give name and complete mailing address)			
A. TOTAL NO. COPIES (Net press run)			
B. PAID CIRCULATION (Net press run)			
C. SALES THROUGH DEALERS AND CARRIERS, STREET VENDORS AND COUNTERS			
D. OTHER SALES (Net press run)			
E. TOTAL SALES (Net press run)			
F. COPIES NOT SENT BY MAIL			
G. TOTAL SALES (Net press run)			
H. TOTAL SALES (Net press run)			
I. TOTAL SALES (Net press run)			
J. TOTAL SALES (Net press run)			
K. TOTAL SALES (Net press run)			
L. TOTAL SALES (Net press run)			
M. TOTAL SALES (Net press run)			
N. TOTAL SALES (Net press run)			
O. TOTAL SALES (Net press run)			
P. TOTAL SALES (Net press run)			
Q. TOTAL SALES (Net press run)			
R. TOTAL SALES (Net press run)			
S. TOTAL SALES (Net press run)			
T. TOTAL SALES (Net press run)			
U. TOTAL SALES (Net press run)			
V. TOTAL SALES (Net press run)			
W. TOTAL SALES (Net press run)			
X. TOTAL SALES (Net press run)			
Y. TOTAL SALES (Net press run)			
Z. TOTAL SALES (Net press run)			





# Vidifont® Graphics V. Performance that's picture perfect.

Picture crisp, clean, coordinated graphics that capture attention, provide information and create a distinct perspective that sets you apart.

Picture the Vidifont Graphics V. Combining the features and functions of character generation, graphics, animation and information displays into a single integrated system. All the creative tools you need for news, dial-up services such as satellite weather and sports, commercial spots, promos, elections and special programs.

Vidifont Graphics V allows multiple-user access of up to eight channels. On-line creativity is combined with off-line input, making it easy to update and display new information.

Vidifont. The picture of performance in over 500 TV and production studios around the world. Call or write Thomson-CSF Broadcast, Inc., 37 Brownhouse Rd., Stamford, CT 06902. Tel. (203) 965-7000. TWX (710) 474-3346. Telex 6819035-Answer Back 6819035 TCSB UW.



 **THOMSON-CSF BROADCAST, INC.**

Circle 175 on Reader Service Card

[www.americanradiohistory.com](http://www.americanradiohistory.com)



# Eloquent Audio!

Custom designed production facilities make a substantial contribution to overall program quality. This is particularly true with the CBC French network's new daily TV news magazine, "Le Point".

The ability to combine voice inputs from numerous local and remote locations with studio originated sound effects and "color" is essential to the program environment.

For this custom console, Ward-Beck collaborated with CBC engineers to design a producer's dream in which one operator controls 24 inputs with submasters on the left, while another handles the 8 effects inputs and submaster on the right. A centrally located illuminated 24 x 6 integral switch panel assures clean, unambiguous switching from either station.

The results speak for themselves.



First by Design.

Ward-Beck Systems Ltd.,  
84 Progress Avenue, Scarborough,  
Ontario, Canada M1H 2X4.  
Tel: (416) 438-6550, Tlx: 065-25399.