

Win Big in Our \$21,892.90 Gear Giveaway!



# Electronic Musician

April 1998

## THE WAR of the WORKSTATIONS

*7 keyboard synths battle it out*

Everything you need to know about software synths

5 CD-ROMs teach you to play guitar like a pro

Plus 11 must-read reviews!

INTERNET PUBLISHING

U.S. \$4.95/Canada \$5.95





# enough guts to strip in public.

the SR24•4 is equally at home in the recording studio or on the road.

■ **Solid, cold-rolled steel chassis.** Not aluminum or plastic. Monocoque design resists flexing and bending.

■ **Gold-plated internal interconnects** remain corrosion free for perfect electrical contact, even if used repeatedly in industrial sections of New Jersey.

■ **Sealed rotary controls** keep out dust, smoke and other airborne schmutz.

■ **Large, high-current internal power supply** lets us use VLZ® (Very Low Impedance) circuitry at critical points in the SR24•4 and SR32•4. VLZ® significantly reduces thermal noise and crosstalk by using extremely low resistor values in certain circuits. This innovative technique is normally only used in mega-expensive consoles, because it requires VERY high operating current. Which requires a robust, high-current power supply. Which is why we spent the extra money to build one into SR Series mixers. Live or in the studio, you'll hear the difference.

■ **All inputs and outputs are balanced\*** to eliminate hum and allow extra-long cable runs (they can also be used with unbalanced connectors). Tight-gripping 1/4" jacks are solid metal; XLR's are genuine Neutrik®s with internal ferrite beads to reduce radio frequency interference. \* except RCA-type tape jacks and channel inserts.

■ **Low-noise, high-headroom discrete mic preamps.** It can be argued that the

preamps are the most important part of a mixer — whether you're recording in the studio or running a sound reinforcement system. They must be accurate and free from coloration...yet be able to handle screaming vocalists and close-miked kick drums without overloading. And, they have to be ultra-quiet. Nowadays, we're not the only ones to claim our mic preamps are "studio-grade." So we invite you to put us to the test. In the store, plug in a good, high-output microphone and a pair of



■ **Double tape outputs eliminate repatching during tracking.** Okay, we'll be the first to admit that eight buses are a nice feature. But if you're on a tight budget, the SR24•4's "double-bussing" feature is a great solution (and besides, how many times do you REALLY track more than four channels to tape at a time?). Each of the SR24•4/SR32•4's four submix buses feed two different outputs. For example, Sub Bus 1 feeds Tracks 1 and 5; Sub Bus 2 feeds Tracks 2 and 6, etc. Instead of repatching, you route the bus' destination by what tape tracks you put into Record.

■ **Dual headphone outputs** with enough level to satisfy even most drummers. And a separate input for a talkback mic (so you don't tie up a mixer channel).

■ **Inserts on all mono channels.** Plus submix and main stereo mix inserts, separate control room outputs, extra RCA-type tape inputs and outputs, both 1/4" and XLR stereo outputs, and XLR mono output with its own rear panel level control.

■ **The SR Series in a proverbial nutshell.**

	24•4	32•4
Total Channels	24	32
Mono Channels	20	28
Stereo Line Inputs	2	2
Mic Preamps	20	28
Submix Buses	4	4
EQ (mono chs.)	12kHz HF	80Hz LF
	100-8kHz	Swept Mid
	18dB/octave low-cut filter	
EQ (stereo chs.)	12kHz HF	80Hz LF
	800Hz Lo Mid	3kHz Hi Mid
Aux Sends/Ch.	6	6
Stereo Aux Returns	4	4
Tape Outputs	8	8
Channel Inserts	20	28
Width (inches)	31.0	39.25

■ **Below:** A few of the 500+ folks who build the SR Series, our other mixers, amps and studio monitors at Mackie Designs in Woodinville, Washington, 20 miles northeast of Seattle.

■ **Advanced surface mount technology** increases reliability and lets us stuff more stuff into less space.

■ **Extra-thick double-sided/thru-hole-plated fiberglass circuit boards.** This big mouthful of adjectives really DOES make a big difference... in terms of reliability AND sound quality. The expensive thru-hole plating process maximizes electrical conductivity and eliminates the possibility of intermittent contact. The SR Series' flexible fiberglass main board soaks up downward impacts that would shatter brittle phenolic circuit boards.

■ **Ultra-wear-resistant fader wiper surface** derived from automotive sensor technology won't develop "the scratchies" even after years of use.

■ **100% genuine name brand electronic parts** throughout. Nuff said.

■ **Mix amplifier headroom.** The SR24•4's inside story.

Better mix amplifier design is why the SR24•4 can handle 24 simultaneous HOT inputs without distorting. The mix amplifier is where signals from all channels are combined. Some mixers sound OK with just a couple of inputs...but when you pour it on with lots of inputs — particularly signals from digital tape recorders, things start to sound pretty harsh. Backing off on the bus or main faders doesn't help, since the mix amp comes before these gain controls.

The SR24•4 and SR32•4 use Mackie's innovative negative

headphones and decide for yourself whose preamps have the most headroom, the least noise and the best sound.

gain mix amplifier architecture. Instead of mixing at unity gain where headroom is quickly used up, our mix amps operate at -6dB. At this negative gain level, SR Series mixers are capable of summing FOUR TIMES the number of channels before clipping. That nets out at DOUBLE the amount of mix amplifier headroom compared to any competitive mixer. It's a critical difference that you can plainly hear.




The mix amp funnels multiple channel inputs into a single bus.

# MACKIE®

In the U.S., phone 800/898-3211 • Outside the U.S. 425/487-4333  
Web: www.mackie.com • E-mail: sales@mackie.com • NASDAQ: MKIE

circle #502 on reader service card  
World Radio History



# GROOVE





The Rhythm of your mind can now become reality. With 64 voice polyphony, radical new effects, steeper resonance multimode filters, MegaMix, part Mixer, MIDI control and expandable memory/storage for your patches and patterns. Add the innovative on-board infrared D-Beam™ control system and the MC-505 becomes the ultimate synthesizer, sequencer and drum machine tool for laying down your definition of Groove.



**Roland**<sup>®</sup>  
www.rolandgroove.com

D-Beam is a trademark of Interactive Light, Inc.

circle #503 on reader service card

# I N S I

## FEATURES

### 36 SIX-STRING COMPUTER TUTORS

Five guitar-instruction CD-ROMs from eMedia, G-VOX, Play Music, PlayPro, and SDG Soft prove that there is more than one way to learn 6-string magic.

*By Matt Blackett*

### 50 COVER STORY: WORKHORSE WORKSTATIONS

Keyboard workstations are the centerpiece of many personal studios. We face off seven of today's hottest all-in-one MIDI studios—including one you've probably never heard of.

*By Geary Yellon*

### 68 SOFTWARE SYNTHS ON PARADE

Software synthesizers and sound-design programs have finally come of age. Have these state-of-the-art computer programs made hardware synths obsolete? We scope out the whole scene.

*By Zack Price*

### 85 JAM: THE EM GUIDE TO GIGGING

Before you attempt to warm up the crowd, make sure you're completely warmed up yourself! We offer five different approaches to creating effective warm-up routines—plus tips on keeping Murphy away from your sound system.



## DEPARTMENTS

- 8 FRONT PAGE
- 14 LETTERS
- 18 WHAT'S NEW
- 162 AD INDEX
- 163 CONTACT SHEET
- 193 CLASSIFIEDS

## COLUMNS

- 32 PRO/FILE: Old World in a New Time**  
The Mike Curtis Klezmer Quartet takes a folk tradition to a new level.
- 34 TECH PAGE: Sleepless in Santorini**  
Yes, my sweet, we can make such beautiful music together—in bed!
- 120 RECORDING MUSICIAN: Studio Leapfrog**  
Make your studio a waystation between personal and commercial facilities.
- 130 SQUARE ONE: Modulation 101**  
Liven up your synth patches with MIDI modulation.
- 140 WORKING MUSICIAN: Doing It from a Distance**  
Three pros show you how to hit the big time from Anytown, Planet Earth.
- 148 SERVICE CLINIC: Learn the Miller Method**  
Our new gear doctor introduces a sensible system for servicing sick gear.
- 202 FINAL MIX: Studios, Great and Small**  
Bugs Bunny referees an argument between Big Wabbits and Little Wabbits.



## REVIEWS

- 154 NOVATION Super Bass Station** sound module
- 164 FOCUSRITE Green 5 Channel Strip** signal processor
- 168 YAMAHA 650** guitar MIDI converter
- 171 KORG DL8000R** digital multitap delay
- 174 STEINBERG DSP Plug-Ins (Mac/Win)** signal-processing plug-ins
- 179 CODA Vivace Practice Studio (Mac/Win)** practice system
- 183 RØDE NT1** large-diaphragm condenser microphone
- 186 QUICK PICKS: Q Up Arts *Latin Groove Factory, vol. 1;*  
Spectrasonics *Burning Grooves;* AMG *Guitarras Atomicas;*  
East-West *Hypnotica***

## I'll Take One of Each

Great software doesn't necessarily replace great hardware.

**T**here's nothing quite so reassuring as a handful of hardware. Don't get me wrong; I am very much at home with computers, and I appreciate the flexibility and features that quality software provides. When it comes to precision editing, automating your work, and storing every aspect of it, computer-based systems are unbeatable.

But doing *everything* with software has its drawbacks. Have you ever tried to edit for extended periods and then mix in real time—controlling levels, effects, EQ parameters, and so on—using only computer input devices? After a few hours of that, I hate meeses to pieces! I fancy a fine fader. Hardware controllers, such as MIDI fader boxes, make mixing and adjusting software parameters bearable. (In fact, a MIDI fader box is useful for controlling some hardware units with small displays and brutal interfaces.)

Physical controllers aren't the only advantage of hardware devices, of course. For one thing, discrete hardware components don't have to compete for system resources. Even with your hot, new 300 MHz PowerPentium Macintel CPU, you *know* you will find a way to burn every cycle and come up craving more. And how often does an outboard effects processor crash and burn? Compare that to using a DSP plug-in with audio recording software.


If you've been around this block a few times, you get the point: to take full advantage of both worlds, you need to integrate them into one working studio.

So when I told a few friends that we were doing a major piece on some very cool software synthesizers (see "Software Synths on Parade" on p. 68), I was dismayed to get responses like "So I guess this means hardware synths are obsolete now, right?" Now, there's no doubt that some of these software synths are potent dope for sound-design junkies. But as you'll learn, they have their drawbacks, too. Hardware versus software? I'll take some of each, thank you!

On the other hand, you could just go the hardware route. Take one keyboard workstation, add a 2-track recorder and headphones, mix well with two audio cables, and you have an instant studio that is capable of recording instrumental music in very little time and can be used live, as well. Of course, your keyboard workstation can also be the starting point of a much larger studio—with or without a computer. If that seems more your style, sample "Workhorse Workstations" on p. 50.

Speaking of samples, this month, as part of a Reviews redesign that began with our January 1998 issue, we have reincarnated our Quick Pick reviews, which last appeared in the May 1991 *EM*. Quick Picks are short reviews that get right to the point in 500 words or less, with one "Overall" *EM* Meter. This allows us to cover three or four products in the space we formerly allocated to one large review. This new Reviews subsection will be a great place to check out sample libraries, though they will not be the only products you'll find there.

Quick Picks bring us a step closer to our goal of making *EM* a complete resource for the personal studio owner.



ANTHONY PIDGEON

Editor Steve Oppenheimer

Managing Editor Mary Cosola

Associate Editors Jeff Casey, Brian Knave,

Glenn Letsch, Dennis Miller, David M. Rubin

Assistant Editors Joe Humphreys, Diane Lowery

Editorial Assistants Carolyn Engelmann, Rick Weldon

Contributing Editors Larry the O, George Petersen,

Scott Wilkinson

Art Director Dmitry Panich

Associate Art Directors Tami Herrick-Needham,

Laura Williams

Graphic Artist Steve Ramirez

Informational Graphics Chuck Dahmer

Publisher John Pledger

Eastern Advertising Manager Angelo Biasi

Northwest Advertising Manager Brian Courtney

Southwest Advertising Manager Erika Lopez

Sales Administrator Elizabeth Myron

Sales Assistants Robert Myles, Mari Stancati,

Kahlil Thompson, Amanda Weeden

Classifieds Advertising Manager Robin Boyce-Trubitt

Classifieds Assistant Jef Linson

Marketing Services Manager Jane Byer

Promotions Manager Christen Pockoc

Marketing Assistant Daniela Barone

Director of Operations and Manufacturing Anne Letsch

Production Director Ellen Richman

Advertising Traffic Manager Joanne Zola

Production Assistant/Reprint Coordinator Sherry Bloom

Computer Systems Coordinator Mike Castelli

Circulation Director Philip Semler

Circulation Fulfillment Associate Cyndi Lukk

Business Manager Cindy Elwell

Assistant to the Publisher Heidi Eschweiler

Human Resources/Facilities Assistant Lauren Gerber

Receptionist Carrie Gebstadt

National Editorial, Advertising, and Business Offices

6400 Hollis Street #12, Emeryville, CA 94608

tel. (510) 653-3307; fax (510) 653-5142;

Web [www.emusician.com](http://www.emusician.com)

East Coast Advertising Office

tel. (203) 838-9100; fax (203) 838-2550

Southwest Advertising Office

tel. (310) 207-8222; fax (310) 207-4082

Subscriptions, Customer Service, Back Issues

PO Box 41525, Nashville, TN 37204

tel. (800) 843-4086 or (615) 377-3322; fax (615) 377-0525;

Intertec Publishing Corp.

9800 Metcalf Ave., Overland Park, KS 66212

President and Chief Executive Officer

Raymond E. Maloney

Senior Vice President Cameron Bishop

Electronic Musician (ISSN: 0894-4720) is published monthly by Intertec Publishing Corp., Inc., 6400 Hollis St., #12, Emeryville, CA 94608. ©1998. This is Volume 14, Number 4, April 1998. One year (12 issues) subscription is \$36; outside the U.S. is \$66. Periodical postage paid at Oakland, CA, and additional mailing offices. All rights reserved. This publication may not be reproduced or quoted in whole or in part by any means, printed or electronic, without the written permission of the publishers. POSTMASTER: Send address changes to Electronic Musician, PO Box 41525, Nashville, TN 37204. Editor Responsible (Belgium): Christian Desmet, Vuurgestraat 92, 3090 Overijse, Belgium. Canadian GST #129597951. Canada Post International Publications Mail Product (Canadian Distribution) Sales Agreement No. 0478741.

PHOTOCOPIRY RIGHTS: Authorization to photocopy items for internal or personal use of specific clients is granted by Intertec Publishing, provided that the base fee of U.S. \$2.25 per copy, plus U.S. \$0.00 per page, is paid directly to Copyright Clearance Center, 222 Rosewood Drive, Danvers, MA 01923 USA. The fee code for users of this Transactional Reporting Service is ISSN 0894-4720/1998 \$2.25 + \$0.00. For those organizations that have been granted a photocopying license by CCC, a separate system of payment has been arranged. Before photocopying items for educational classroom use, please contact CCC at 508-750-8400. Organizations or individuals with large quantity photocopy or reprint requirements should contact Sherry Bloom at (510) 653-3307. Microfilm copies of *Electronic Musician* are available by calling/writing UMI, 300 N. Zeeb Road, P.O. Box 1346, Ann Arbor, MI 48106-1346; (313) 761-4700, (800) 521-0600.

Also publishers of *Mix* magazine.

Printed in the USA.

**INTERTEC**  
PUBLISHING  
A PRIMEDIA COMPANY

**BPA**  
INTERNATIONAL



# have you seen?

From the moment you get a musical idea...until you've finished the final mix...the new **ZR-76** has everything you need to write your next hit. The 76 weighted-action keys are perfectly matched to the 1200 incredible sounds inside. In fact, the included 16 meg Wave Expansion Board, *The Perfect Piano™* by William Coakley, sounds and feels so good, you may find yourself tickling the ivories into the wee hours of the night.

If you perform your music live, the **ZR-76** has you covered, too. The "Favorites" buttons under the display give you instant access to the sounds you use most. An easy-to-use sequencer, built-in drum machine and a 24-bit effects processor completes the package.

The new **ZR-76** is a keyboard that you would expect from ENSONIQ...refined and balanced, great-sounding and easy to use... all at a great price.

**Over 1200 Sounds** – From realistic instrument sounds to our unique second-generation TransWaves, from analog emulations to evocative digital timbres, plus over 70 drum kits, made up from more than 750 fully programmed drum elements.

**Perfect Piano** – The ZR-76 comes with our new EXP-4 ROM Expander installed. This 16 meg expander features William Coakley's acclaimed "The Perfect Piano™", along with two practically perfect electric pianos.

**Idea Pad™** – Whenever you sit down and play, the ZR is recording your performance. If you like an idea you can send it to the 16 Track Recorder for further development.

**Drum Machine** – Our innovative drum machine is the perfect accompanist, with 8 fills and 8 variations per rhythm, extensive rhythm and drumkit editing, and seamless integration with the 16 Track Recorder.

**SoundFinder™** – Makes locating sounds a breeze. The left knob selects the sound category, the right knob selects the individual sound. You can even use the ZR's keyboard to type in the first few characters of the sound name to instantly locate it.

**16 Track Recorder** – A powerful 16 track sequencer with advanced quantization options (featuring our exclusive Delta Quantization™), Song Editor, dedicated FX and Mixdown sections, MS-DOS-based disk format, and support for Standard MIDI Files.

**24-Bit Effects** – Featuring our powerful 24-bit ESP-2 digital signal processor. You also get 6 stereo busses, including 3 global reverb busses, a chorus bus, a dry stereo bus, and an insert effect bus with 40 great-sounding algorithms.



ENSONIQ Corp.  
155 Great Valley Parkway  
P.O. Box 3035  
Malvern PA 19355-0735  
(610) 647-3930 fax: (610) 647-8908  
[www.ensoniq.com](http://www.ensoniq.com)

**ENSONIQ**

LEADING THE WORLD IN SOUND INNOVATION

circle #504 on reader service card  
World Radio History

# CREATIVITY WITHOUT COMPROMISE

"BUT WHAT REALLY BLEW ME AWAY  
— UNQUESTIONABLY THE BIGGEST  
BARGAIN OF THE SHOW —  
WAS AKAI'S DPS12."

Mix Magazine  
1997 AES Report



The concept seems so obvious. Combine a digital disk recorder and a digital mixer in one convenient box. Eliminate complex interfacing and keep everything in the digital domain. Add optional internal effects. Creative heaven. But up until now, buying anything that you could afford meant settling for almost enough

tracks to record your music. Or a compressed data format that sounded almost as good as CD quality. Or a user interface that you could almost make sense of. Now, finally, the concept of integrated digital recording and mixing lives up to its promise with Akai's DPS12 Digital Personal Studio. Designed for those

unwilling to compromise their creative vision, the DPS12 combines a 12-track random-access digital recorder (with professional-quality uncompressed 16-bit sound and powerful non-linear editing) and a 20-channel MIDI-automatable digital mixer in one compact, incredibly easy-to-use package. All at a price that is nothing short of spectacular. It's creativity without compromise.

Since its founding in 1984, Akai Professional has consistently pushed the boundaries of affordable recording technology. From the original MG1212 12-track recorder/mixer, to the breakthrough A-DAM digital multitrack, to the DR4/8/16 professional disk recorders and the DD family of audio post-production tools, each Akai recording product has established new levels of performance and value.


Now, with the DPS12, Akai builds on this experience to bring professional-quality digital recording and mixing to the personal and project studio at a price that's truly unexpected. (Not to prolong the suspense, it's **\$1499** msrp.)

### More Is Better

At the heart of the DPS12 is a powerful random-access disk recorder capable of simultaneously playing 12 (that's **twelve**) tracks of uncompressed 16-bit linear audio from convenient removable JAZ cartridges or SCSI hard disks. More tracks for more recording flexibility. More control of individual parts. Less need for track bouncing.



And speaking of more tracks, the DPS12 also lets you record a whopping 250 virtual tracks. At mixdown, you can assign any virtual track to any of the twelve physical tracks for playback. This gives you the freedom to compare multiple takes, experiment with alternative arrangements, even combine parts of different virtual tracks on a single track.



At the front end, the DPS12 lets you record on up to 8 tracks simultaneously through six high-quality balanced analog inputs and a S/PDIF stereo digital input at sampling rates of 48kHz, 44.1kHz or 32kHz.

### The Wait Is Over

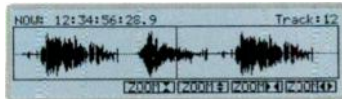
Since the DPS12 is a random-access recorder, waiting for tape to wind is a thing of the past. The DPS12's locating functions let you move instantly to any of 12 quick-locate points and 100 stack memory points. The stack points can even be named, so you can identify locations by the part of the song (FIRST VERSE, CHORUS, etc.) or even by specific lyrics.



### Easy Editing

Ever wonder how people managed to write anything before word processors? Well, after experiencing non-linear editing on the DPS12, you'll wonder the same thing about audio. Insert, Delete, Erase, Copy or Move sections of single- or multi-track audio from anywhere to anywhere within your project. This is stuff you just can't do with tape.

The DPS12's high-quality jogging and graphic waveform display let you zero in on your precise edit points.



Then call up an edit screen (complete with a graphic representation of your selected operation) and Do It.



Next, use the special Play To and Play From keys to confirm that seamless edit. Changed your mind? 256 levels of Undo are only a button press away.

### Mix Master

The DPS12's digital mixer is a model of flexibility.



During mixdown, for example, the inputs can be used as an additional 8-channel Thru Mix, perfect for adding tracks from sequenced MIDI modules to the 12 recorded tracks for a true 20-channel mixdown. Two AUX sends and digital EQ are also included.



Found the perfect mix? Mix setups can be saved as snapshots and recalled at any time. And since all of the DPS12's faders and panpots generate MIDI controller data, you can record your mix moves into an external MIDI sequencer (like our MPC2000, for example) and play them back in sync with the DPS12 for a fully automated mixdown.

### Effects Inside

If you want the added convenience of integrated internal effects (not to mention keeping your mix entirely in the digital domain), add the EB2M multi-effect processor board. The EB2M gives you two independent studio-quality effects processors with a wide variety of programmable effect types.

### It Wants To Be Your Friend

It's one thing to give you all the tools you need to do the job, but it's another thing entirely to make them useable. Here, the DPS12 really shines. It is, quite simply, **really** easy to use.

At the heart of its friendliness is its informative graphic display. Backlit and easy to read, it always gives you a clear picture of what's going on with your DPS12. Frankly, it's all so simple that most of you may never have to take the manual out of the box.

### Check It Out

There's a lot more to the DPS12 than we could fit in this ad, so head down to your local Akai Professional dealer for some quality hands-on time with a DPS12. And don't forget, that's

**\$1499** msrp.

circle #505 on reader service card

**AKAI**  
professional

Akai Musical Instrument Corporation 4710 Mercantile Drive, Fort Worth, Texas 76137  
[phone] 817 831 9203 [fax] 817 222 1490 <http://www.akai.com/akaipro>

World Radio History

They're brash. They're originals.  
They're sampling, resampling  
and generally making a lot of noise.

# Meet Generat



**YAMAHA**<sup>®</sup>

1990: 032-4001 ext. 682 or visit us at [www.yamaha.com](http://www.yamaha.com)  
©1998 Yamaha Corporation of America, Digital Musical Instruments, P.O. Box 6500, Elgin Park, CA 95027

They want nothing more than to change the status quo.

They do exactly as they please. And right now,  
that's delivering 128-note polyphony for \$2195.\*

ion EX.



\*EX5R-MSRP \$2195





## BIG BROTHER

**A**re you guys watching my house? Tapping my phone? Once again, I'm amazed at how one of the periodical upgrades necessary to my modest bedroom studio coincides with an article in *EM*. It seems it's been that way for years, from my selection of close-field monitors to my choice of microphones. They've all been made with the help of *EM*, and your timing is uncanny.

A few months back, I purchased the awesome Roland VS-880X. For this 57-year-old hillbilly, it was difficult to learn, but I'm getting there; I've learned enough to be dangerous now. Then once again, just in the nick of time, the February 1998 *EM* arrived with Tom Stephenson's "Master Class: Secrets of the Virtual Studio," loaded with tips and tricks for the VS-880. Amazing! My timing with demo submissions to publishers should be so good.

I look forward to each copy in the mailbox like a kid anticipating his "secret encoder ring" after sending in the dozen cereal box tops. In short, thanks for a really great magazine.

Jim Cox  
Muncie, IN

## NOT A BEST BUY?

**A**fter reading your "1998 Editors' Choice Awards" (January

1998), I decided to look into buying a Creative Labs Sound Blaster AWE 64 Gold sound card. I have an AWE 32 and have been happy with its performance except that when using *Cakewalk* 6.01 in full-duplex mode, the playback is 8-bit and record is 16-bit. The *Cakewalk* newsgroups are full of people complaining about this.

I thought by your magazine's glowing review that the new AWE 64 had overcome this problem, but after hearing from owners of this card, I find out that the quality is no better in full-duplex mode than the previous card. I think this is a very important factor in buying a sound card for serious hard-disk recording and feel that your readers should know about this before they run out and buy the sound card that is an *Electronic Musician* "best buy."

Eric Arsenneau  
Nova Scotia, Canada

*Eric—I agree with you that upgrading a single "level" from a Sound Blaster 32 to a Sound Blaster 64 Gold might not be worthwhile, though the 64 does have advantages over the 32. However, for the thousands of users who own earlier versions of Creative Labs sound cards or who simply default to the audio capabilities built into their computers, the Sound Blaster 64 Gold is a wise upgrade choice.*

*We praised the 64 Gold for the level of performance it offers at a very reasonable price, and we said that it sounds very good, especially when you use the larger sound sets that the extra RAM allows you to load. We did not claim, nor should you infer, that it was the best-sounding or most-powerful card we've tested.*

*I'm sorry if we didn't make it clear exactly what type of user we thought would be best served by choosing an AWE 64 Gold card. However, I still believe the card is worth considering for musicians stepping up from a basic level. Creative Labs deserves the kudos we gave it for putting together an attractive system at a very reasonable price.—Dennis M.*

## NOTATION ELATION

**T**he article on low-cost notation software ("Noteworthy Deals," December 1997) was a great help. I had

been looking around for a while for a program that would let me edit musical sheets, but all I found were programs that included notation as a secondary interest. I was wondering how I was going to find a decent notation program when I saw the article.

I was impressed by your fair assessment of Sion Software's *QuickScore Elite*, and I was even happier to find out an updated version was available that addressed many of the problems with the program you pointed out, such as a lack of drum notation. I'd like to thank you for your detailed examination. Keep on reviewing so they'll have to keep getting better!

hambhlper@aol.com

## COPYRIGHT SOURCE

**I**'ve been using a Korg 01/W at my school and church to produce background "tracks." Several people have noted that they are better than commercial tracks, and I even made a little money producing a tape of an original arrangement for the high school choir.

I have been trying to find out the what, how, and where of copyright issues. I assume it's illegal to just start selling tracks of other people's music. The music I do is highly selective. It is aimed at schools and more directly at conservative churches desiring less contemporary arrangements. I know there is a market for this stuff!

Are there any directories, companies, businesses, organizations, etc., that I could contact to find more information? Should I continue to make arrangements for "personal" use? Do I need some kind of license or contract? Is there a blanket copyright-use license, for example?

By the way, I am a long-time subscriber to *EM*. Believe me, it's a real breath of fresh air out here in the sticks. I especially appreciate the lack of politics, glam, hype, etc.

K. G. Weber  
cfjh@digisays.net

*K. G.—You're right: it is illegal to sell copies of other people's music without their permission. Your other questions cover a broad range of music-business law. For an*

**Sonic Foundry® presents**



**ACID**

**it's**

**happening**

**SONIC**

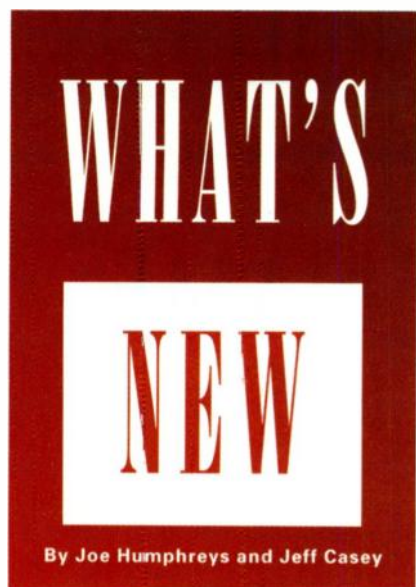


**FOUNDRY®**

**[www.sonicfoundry.com](http://www.sonicfoundry.com)**

**800 577 6642**

circle #549 on reader service card



### ▲ CROWN CE SERIES

Anyone in the market for high-rated, reasonably priced power amplifiers will appreciate Crown's latest offerings, the CE 1000 (\$700) and CE 2000 (\$1,000). The CE 1000 is rated at 560W into 2Ω, 450W into 4Ω, and 275W into 8Ω; the CE 2000 is rated at 975W into 2Ω, 660W into 4Ω, and 400W into 8Ω. The amps can also operate in a bridged-mono mode at either 4Ω or 8Ω.

The compact amplifiers will fit into shallow racks. They feature front-panel controls; proportional, fan-assisted cooling; and a signal-present indicator. In addition, a rear-panel jack allows the activity of the fault circuit to be monitored from a remote location.

Crown claims that the CE Series delivers 50 percent less distortion than other amplifiers in its class. Both amplifiers are rated at 0.5 percent THD with a damping factor greater than 400.

The CE Series features Crown's System Solution Topologies (SST); this feature lets users interchange the input card for active crossover modules. The company promises an assortment of other processing modules in the future. Crown International; tel. (219) 294-8314; fax (219) 294-8250.

Circle #401 on Reader Service Card

### ▶ SONIC FOUNDRY ACID

The new loop-based arranger and editor from Sonic Foundry, *Acid* (Win; \$399), works with audio loops drawn from the included library or from your own collection. You can preview any loop and then click and drag it into (or out of) the mix. Key and tempo are automatically (or manually) adjusted in real time. You get control of volume, pan, and effects envelopes for each track. *Acid* supports multiple real-time effects with DirectX plug-ins and provides quick access to audio-editing software. You can also import and place nonlooping audio. Finished projects can be output as WAV files.

The number of loop tracks depends only on the loops' size and your system RAM. *Acid* supports 16- and 24-bit audio and imports WAV and AIFF files. It generates or chases SMPTE and supports multiple sound cards.



The included loop library has hundreds of loops in such styles as techno, rock rave, hip-hop, alternative, industrial, and more. The program requires a Pentium 133 or Alpha processor (Pentium II recommended for real-time preview), 32 MB RAM, Windows 95 or NT 4.0, and a CD-ROM drive. Sonic Foundry; tel. (800) 577-6642 or (608) 256-3133; fax (608) 256-7300; e-mail sales@sonicfoundry.com; Web www.sonicfoundry.com.

Circle #402 on Reader Service Card

### ▼ ENSONIQ ZR-76

Ensoniq has begun revamping its keyboard line, starting with the ZR-76 keyboard synthesizer (\$2,795). The new synth features a large, expandable sound collection; 24-bit effects; an onboard drum machine; and a 16-track sequencer. Its 76-key, weighted-action keyboard senses Velocity, Release Velocity, and Channel Pressure. Controllers include pitch-bend and mod wheels, and it offers jacks for four programmable footswitches (two are provided) and one programmable footpedal.

Fourteen megabytes of waveform ROM hold 1,200 sounds, including multi-sampled acoustic instruments, synths, and digitally created Transwaves.

More than 70 drum kits are built up from more than 750 drum sounds. There are also 256 RAM sound locations and three slots for user-installable expansion boards, which hold either 24 MB of wave data or 4 MB of flash-ROM sample memory. The unit ships with a 16 MB expansion board containing William Coakley's *Perfect Piano* grand piano programs (re-

viewed in the May 1997 issue of *EM*).

The 16-layer voice architecture provides 22 modulation sources and eight destinations, one LFO with seven waveforms that sync to the onboard sequencer or MIDI Clock, and more. The effects architecture features six stereo buses: three reverb buses, a chorus bus, a dry bus, and an insert-effect bus with 40 algorithms.

The ZR-76's Idea Pad runs in the background, recording whatever you play and dividing it into phrases. Any phrase can then be sent to the sequencer for further development. The onboard 16-track sequencer has 384 ppqn resolution, real- and step-time entry, extensive quantize options, tap-tempo control, and more.

Sequences can be imported and exported as SMFs via the 3.5-inch, high-density floppy-disk drive. There's also an onboard drum machine with 119 built-in rhythms, each with eight variations and eight fills. Ensoniq Corp.; tel. (800) 553-5151 or (610) 647-3930; fax (610) 647-8908; faxback (800) 257-1439; Web www.ensoniq.com.

Circle #403 on Reader Service Card





# AFTER BECOMING A LEGEND IN THE STUDIO, WE'VE HIT THE ROAD.



## THE NEW EMOTION MICROPHONE SERIES FEATURING DOUBLEFLEX™ AND VARIMOTION™ SYSTEMS

Absolutely noise-free on/off switch with clear status indications.

Since 1947, innovation and quality have made AKG a legend in the studio. Now you can take that same AKG quality on the road with the Emotion Series.

- Varimotion™ diaphragm technology takes dynamic microphones to a new performance level
- Doubleflex™ anti-vibration system virtually eliminates handling and cable noise
- Maximum SPL 156 dB
- Excellent gain before feedback
- All metal housing and removable windscreen with washable wind/pop filter
- 24 karat gold plated XLR connector
- Priced to be the new industry standard



### D 880 D 880 S

- Tight supercardioid pattern for excellent rejection of feedback and incidental stage noise
- Frequency response tailored for lead and back-up vocals
- D 880 S includes on/off switch

*The Sound*

D 880



*That Rocks!*

### D 770

- Frequency independent cardioid pattern for excellent response and effective feedback rejection
- Tailored off-axis frequency response minimizes equalization when mixing instruments
- Enhanced proximity effect for vocalists

D 770

From March 1 through June 30, 1998 see your **AKG Emotion** dealer for a **\$10 Rebate** offer on D 880's.

AKG Acoustics, 1449 Donelson Pike, Nashville, TN 37217,  
phone 615-360-0499, fax 615-360-0275,  
AKG Acoustics GmbH, Vienna/Austria/Europe, <http://www.akg-acoustics.com>

circle #551 on reader service card

world radio history



H A Harman International Company



## SPECTRAFOO TDM PRO TOOLS

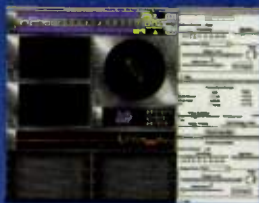
VISUAL AUDIO MONITORING SYSTEM

The wait is over...  
SpectraFootDM is available now!

The SpectraFootDM plug-in environment for ProTools and ProTools24 systems features unparalleled audio analysis and metering tools that are completely synchronized with the program material being monitored. SpectraFootDM runs concurrently with all other plug-ins in order to provide instant feedback on any channel or an entire mix. You can even monitor the effect of DSP processes as you are changing parameters! The SpectraFootDM system is only \$500. Other configurations are available from \$99.95. For more information or to order call +1 (888) 638-4527 or check our website at [www.mhllabs.com](http://www.mhllabs.com).

At only 500 bucks, you can even afford one for each eye!

These standalone products are also available from Metric Halo Labs:



MLM-100



Real Time Rack



SpectraFoot Standalone

circle #507 on reader service card

Dealer Inquiries Invited

Metric Halo Labs, Inc. • 841 South Road • Suite H • Poughkeepsie, NY 12601

tel (914) 298-0451 • fax (914) 298-4089 • <http://www.mhllabs.com> • email: [in-foo@metric-halo.com](mailto:in-foo@metric-halo.com)

†Patent Pending. Copyright © 1998, Metric Halo Laboratories, Inc. All Rights Reserved. ProTools is a trademark of Digidesign, Inc.

World Radio History

### Key Features

- 10 types of track assignable audio analysis instruments
  - Lissajous Phase Scopes
    - Oscilloscope and Vectorscope modes
  - L-R Stereo power balance meters
  - Envelope history meters
  - Digital level history meters
  - Band limited history meters
  - Full-featured audio spectrum analyzers
  - Full-featured audio frequency oscilloscopes
    - Adjustable, calibrated graticule
    - Adjustable timebase/sensitivity
    - Adjustable level and slope triggering
    - Clip/Polarity check triggering
  - Spectrogram spectral history meters
  - PhaseTorch™ frequency-sensitive phase meters
  - Sample accurate digital level meters
    - Peak, RMS, and average
    - Clipped sample count readouts
    - High Resolution (.01 dB) numerical readouts

### Persistent instrument windows

- Runs concurrently with other plug-ins to provide instant feedback on any channel or an entire mix.

### Uses only one DSP for up to 22 channels of analysis

All the power of SpectraFoot – seamlessly integrated into the ProTools production environment.

"Invaluable." — *Steve La Cerra, Pro Sound News*

"SpectraFoot is the future & science of computer animated audio metering."

— *Frank Serafine, Serafine Studios*

"...the depth of this program is almost unheard of in a first release, and I expect further innovative developments from these folks in short order."

— *Jim Jordan, Audio Media US*

# GET SMART ▲▲▲▲

## RISING SOFTWARE

**R**ising Software combines computer technology with time-honored, drill-based instruction methods in its *Musition* music-education package for Windows (\$99; \$299 lab pack of five copies, \$795 site license). The software covers fifteen topics: scales, intervals, instrument range, note reading, advanced clefs, key signatures, symbols, scale degrees, terms, musical concepts, chord recognition, meter recognition, rhythm notation, and instrument transposition.

Each topic has an accompanying Information screen with example questions and MIDI examples. *Musition's* graded exercises range from multiple-choice vocabulary quizzes to fixing notation on a staff using the mouse. All results are recorded to a database, which has twenty built-in reports. (The database is stored in dbf format so users with database skills can create their own reports.)

Teachers can customize the program by adding their own chords, instruments, terms, and concepts. They can also set up customized tests, assign them to particular students, and record the individual results. The software allows for centralized record keeping and administration when installed on a network.

*Musition* requires an 80486/100 or better processor, Windows 95 or NT, and a Sound Blaster-compatible sound card. Thinkware (distributor); tel. (800) 369-6191 or (415) 777-9876; fax (415) 777-2972; e-mail [tware@ix.netcom.com](mailto:tware@ix.netcom.com); Web [www.risingsoftware.com](http://www.risingsoftware.com).

Circle #404 on Reader Service Card

## ▶ THE VIRTUAL VIRTUOSO


**T**he Virtual Virtuoso's Practice Assistant package is an instructional aid for violin, viola, and cello students. The system consists of the *Practice Assistant Player* software (\$59) and one or more technical study books (\$8 to \$15). While you practice scales and études, the *Practice As-*

*sistant Player* plays along. The program lets you break down each piece into segments, which can range in length from one measure to the entire piece. For each segment, you can choose the tempo, number of repetitions, whether you want a lead-in measure, and the number of steps to transpose. For example, you could set the player to repeat a difficult segment three times at a slow tempo and then play it again at normal speed before moving on.

The study books contain the MIDI sequences used by the *Player*. Available books include the popular technical studies by Wohlfahrt, Sevcik, Kreutzer, Dotzauer, and many others. Sheet music is not included.

The company also offers the *Performance Assistant* series of MIDI accompaniments to popular sonatas, concertos, and short performance pieces for violin, viola, or cello (\$20 to \$30). Each title comes with a MIDI player that plays the accompaniment or your solo part. You set the tempo. Playback can be stopped, started, or paused with single keystrokes, and you can loop a section. You also get a metronome and a tuning reference.

The catalog contains many popular pieces, including sonatas by Handel and Mozart, concertos by Bach and Vivaldi, and more. Sheet music is not



included. Both programs require an 80386 or better PC, Windows 3.1 or 95, 4 MB RAM, and a sound card or MIDI interface and external tone generator. The Virtual Virtuoso; tel. (650) 747-0166; fax (650) 747-9529; e-mail [\[webcom.com\]\(http://webcom.com\); Web \[www.webcom.com/virtvirt\]\(http://www.webcom.com/virtvirt\).](mailto:virtvirt@</a></p>
</div>
<div data-bbox=)

Circle #405 on Reader Service Card

## ▼ HOPKINS TECHNOLOGY

**F**or classical-music lovers or those seeking an introduction to the topic, *Classical Notes* (Win, \$49) by Dr. Richard E. Rodda (CD-ROM implementation by Hopkins Technology)



offers a wealth of information. Rodda, who teaches music at Case Western Reserve University and the Cleveland Institute of Music, has collected the program notes to nearly 2,000 musical events, many with text in both the original languages and in English translation. Five hundred links within the text illustrate points with musical examples, and a search engine helps you locate topics of interest.

The CD-ROM includes biographical sketches of more than 500 composers, conductors, and music directors, with anecdotes about their lives and work. There's also an hour-long audio lecture by Rodda, with accompanying music and charts. Titled "Listening for Musical Form," the lecture explains forms such as minuet, trio, and sonata and the processes they are built on.

An illustrated library describes dozens of instruments, and a hypertext glossary defines hundreds of terms. *Classical Notes* requires a PC with Windows 3.1 or higher, a sound card, and a CD-ROM drive. Hopkins Technology; tel. (612) 931-9376; fax (612) 931-9377; Web [www.hoptechno.com](http://www.hoptechno.com).

Circle #406 on Reader Service Card



jaz  
1GB

The Super-Fast, Extremely Vast  
Personal Storage Drive.\*



\$299 external drive

1 gig Jaz® cartridges for as low as \$89.95\*

Each cartridge has a huge  
one gigabyte capacity

1-Step™ backup software protects  
as much as 2 gigs (compressed)†

#### Access time

15.5ms read/17.5ms write

#### Average seek time

10ms read/12ms write

#### Maximum sustained transfer rate

6.62MB/sec. max

† Assuming 2:1 compression ratio. Actual compression will vary with file and hardware configuration.

‡ Performance will vary when using 1GB cartridges.

©1998 Iomega Corporation. Iomega, the Iomega logo, and Jaz are registered trademarks, and "The Super-Fast, Extremely Vast Personal Storage Drive," "Because It's Your Stuff," and 1-Step are trademarks of Iomega Corporation. Speed is a production of 20th Century Fox, and Apollo 13 and Twister are productions of MCA/Universal, Inc. All other trademarks are the property of their respective holders. The views expressed herein are the views of the endorser and are not the views of, and do not constitute an endorsement by, any person or firm for whom the endorser has provided services. \*When purchased in multi-packs. Prices listed are estimated street prices. Actual prices may vary. 2GB capacity where 1GB=1 billion bytes. The capacity reported by your operating system may differ, depending on the operating system reporting utility.

“How I fit 1 speeding downtown bus,  
a crippled lunar lander, and  
5 car-tossing tornados into a  
**4 INCH SQUARE.**”

## STEPHEN HUNTER FLICK

Sound Designer


Creative Cafe

Stephen Hunter Flick is a communicator. As the two-time Academy Award-winning sound effects specialist whose work includes films like *Speed*, *Apollo 13*, and *Twister*, Stephen works with major studios (20th Century Fox, Universal, Sony Pictures to name a few) creating sounds that aren't just heard, but felt. From compiling over 2,000 sound files to create a massive tornado to transporting or even cutting straight to digital picture, Stephen's work takes space. Big space. Space like the high-capacity Jaz® drive. Incredibly, he used 41 Jaz drives at once on *Twister*, demonstrating its usefulness as an industry standard.

Stephen's work is larger than life, but thanks to his Jaz drive and handy Jaz disks, it fits neatly into his pocket.

Learn more about Stephen's story at [www.4inchesquare.com/emn](http://www.4inchesquare.com/emn).

The high-performance standard in removable storage  
with one million Jaz 1GB drives already out there.



jaz  
2GB

Two times the capacity and over 30% faster than the 1 gig Jaz drive.



\$649 external drive

2 gig Jaz cartridges for as low as \$149.95\*

Each cartridge has two monster gigabytes of capacity  
2GB is read/write compatible with 1GB††

1-Step™ backup software can protect up to 4 gigs (compressed!)

**Access time**

15.5ms read/17.5ms write

**Average seek time**

10ms read/12ms write

**Maximum sustained transfer rate**

8.7MB/sec. max

For information about connecting your Jaz drive to a Mac or PC, see your reseller or visit us at:

[www.iomega.com](http://www.iomega.com)

BECAUSE IT'S YOUR STUFF.™



World Radio History

## ON THE HORIZON ▲ ▲ ▲ ▲



**D**esigned to make digital mixing easy for anyone familiar with analog consoles, Spirit's Digital 328 (\$4,999.95; available in spring 1998) has an interface based on console controls rather than display pages. The 328 features eight buses, multitrack digital I/O, and internal effects by Lexicon. Each of the unit's sixteen mic/line channels offers balanced XLR and balanced 1/4-inch inputs, Spirit's UltraMic+ pre-amp with 66 dB gain range and 28 dBu headroom, phantom power, and a dedicated insert point. There are also five stereo channels, each with two 1/4-inch inputs. Add to that sixteen digital tape returns on two TDIF or two ADAT optical jacks, and you get 42 total inputs. There are also AES/EBU and S/PDIF I/O

jacks (one pair of each) that can be assigned as effects send/returns or mix inserts. Optional modules connect to the TDIF inputs and supply extra analog I/O, AES/EBU I/O, or UltraMic preamps.

Each input can be routed to any of the eight bus groups, and each has three bands of parametric EQ (with frequency ranges of 40 Hz to 800 Hz,

200 Hz to 8 kHz, and 1 kHz to 20 kHz; 15 dB boost/cut; and Q range 0.3 to 3.0) plus four aux sends, two internal effects sends, and pan control. These functions are all accessed from the 328's E-strip, a horizontal bank of rotary encoders. Select a channel and the E-strip becomes a channel strip for that channel; a ring of LEDs around each pot displays the value for that parameter. Settings can be copied and pasted from one channel to another, and an Undo/Redo function lets you compare your new settings with the previous ones.

Sixteen motorized, 100 mm faders can be switched between mic/line inputs, tape returns, and group and master levels. Each fader has a 10-segment

bar-graph meter, mute button, and solo (which can be globally switched between solo-in-place or pre- or post-fader listen). The two editable, onboard Lexicon effects units feature reverb, chorus, delay, flange, and dual algorithms. There are also two dynamics processors with compression, limiting, gating, or ducking; these can be assigned to any input, output, or group.

You can save up to 100 snapshots of the console's status, which can be recalled manually or set to restore at a given SMPTE or MTC value. Each mixer function is assigned a MIDI message to allow dynamic automation from a sequencer. The 328 reads and writes MTC and reads SMPTE. A large time-code readout sits above a transport bar for controlling devices, such as MDMs, via MIDI Machine Control.

The Digital 328 uses 24-bit A/D and D/A converters with 128x oversampling. It samples internally at 44.1 or 48 kHz and accepts external signals with 30 to 50 kHz sampling rates. Spirit rates its frequency response at 10 Hz to 22 kHz and dynamic range at 109 dB (mic input) or 112 dB (stereo input). Spirit by Soundcraft; tel. (800) 255-4363 or (916) 630-3960; fax (916) 630-3950; Web [www.spirit-by-soundcraft.com](http://www.spirit-by-soundcraft.com).

Circle #407 on Reader Service Card

### ▶ LEXICON MPX G2

**L**exicon is rolling out its new Custom Shop line, starting with the MPX G2 guitar effects processor (\$1,800). This single-rackspace, 32-bit processor is designed to work with any guitar amplifier in both recording and live-performance situations. The MPX G2 can also function as a stand-alone, programmable analog preamp with effects.

With its two separate signal paths, the MPX G2 lets you place such effects as compression, wah, and overdrive in front of the amp, after which multi-effects (e.g., delay, chorus, and reverb) are routed through the effects loop. The preamp sec-



tion features Dynamic Gain, Lexicon's new analog-distortion technology.

Using multiple processors (a Lexichip for reverb and a math DSP chip for multi-effects), the MPX G2 provides a total of 60 effects. In addition to the standard array (e.g., pitch shifting, delay, chorus, flanger, EQ, and tremolo), the unit also offers recreations of several classic effects, such

as the MXR Dyna-Comp and Crybaby and the Dunlop Uni-Vibe.

The operating system of Lexicon's MPX R1 MIDI pedal board (\$579) has been updated to support the MPX G2. Lexicon, Inc.; tel. (781) 280-0300; fax (781) 280-0490; e-mail [info@lexicon.com](mailto:info@lexicon.com); Web [www.lexicon.com](http://www.lexicon.com).

Circle #408 on Reader Service Card

# THE WORLD HEAVYWEIGHT MASTERING CHAMPION

just got even tougher!



## Introducing Finalizer™ Plus

Improving on the Multi-Award winning Finalizer platform, the Finalizer Plus delivers an unprecedented level of clarity, warmth and punch to your mix.

With an all new set of advanced features and enhancements, Finalizer Plus puts the world of professional mastering within reach of every studio - large or small.

Inserted between the stereo output of your mixer or workstation and your master recording media, the Finalizer Plus dramatically rounds out your material, creating that "radio ready" sound - previously unattainable outside a professional mastering house.

**Finalizer PLUS**  
STUDIO MASTERING PROCESSOR



## The Finalizer knocks out the industry heavyweights:

"TC Electronic has come up with a winner by packing tremendous flexibility into this unit. The Finalizer contains all the latest thinking in dynamics control and it is easy to use."

**Bernie Grundman**  
Bernie Grundman Mastering  
Six Time TEC Award Winner

"The Finalizer is capable of producing first-rate professional results. There's a lot of "bang for the buck" in this single rackspace mastering tool."

**Bob Ludwig**  
Gateway Mastering Studios  
Seven Time TEC Award Winner

## NEW features

- 24 bit resolution A/D & D/A converters
- Real Time Sample Rate converter
- Industry standard connectivity - AES/EBU, S/PDIF, Tos-Link and ADAT® I/O's
- Word Clock Input
- Dynamic Filtering
- External Insert. Simultaneous Inserts
- MS Encoder/Decoder

**NOW SHIPPING!**



The Finalizer Digital Master Fader

## OTHER features

- Multiband Compressor
- Five band 24 bit Parametric Equalizer
- De-Esser, Stereo Adjust & Digital Radiance Generator
- Real Time Gain Maximizer
- Variable Slope Multiband Expander
- Variable Ceiling Limiter

**t.c. electronic**  
ULTIMATE SOUND MACHINES

TC ELECTRONIC INC., 790-H HAMPSHIRE ROAD, WESTLAKE VILLAGE, CA 91361, USA · PHONE: (805) 373 1828 · FAX: (805) 379 2648  
FOR LITERATURE CALL TOLL-FREE: 800 288 5838 E-MAIL: INFOUS@TCELECTRONIC.COM · HTTP://WWW.TCELECTRONIC.COM/FINALIZER  
TC ELECTRONIC A/S, SINDALSVEJ 34, DK-8240 RISSKOV, DENMARK · PHONE: + 45 8621 7599 · FAX: + 45 8621 7598

circle #509 on reader service card  
World Radio History

● WHAT'S NEW

▶ **YAMAHA DSP FACTORY**

The new DSP Factory system puts the power of Yamaha's 02R digital mixer into your desktop recording setup. The system, which is scheduled to ship in spring 1998, currently consists of the DS2416 digital mixing card (\$999) and the AX44 analog I/O expansion unit (\$299). It works with Windows PCs, and Mac drivers are under development; Cake-walk, Emagic, Sonic Foundry, SEK'D, Musicator, Innovative Quality Software, Canam Computers, and Steinberg have announced support for the system.

The DS2416 is a half-length PCI card with a full-function, 24-channel digital mixer and the ability to record eight tracks and play back sixteen tracks of 32-bit digital audio. The onboard mixer has all the features of an 02R (except I/O), including ten output buses and six aux sends. In addition to 104 bands of parametric EQ and 26 dynamics processors, it features two effects processors



equal in quality to the company's REV500. Comprehensive metering and digital cross-patching of ins and outs are also available. All of this is handled by the card's five onboard DSP chips without taxing the host CPU.

The card has stereo 24-bit digital coaxial I/O (IEC-958 type II) and analog I/O, all on RCA jacks. The A/D and D/A converters are 20-bit and offer 44.1 or 48 kHz sampling frequencies. The manufacturer rates the analog I/O's dynamic range at

93 dB (A/D + D/A) and THD at 0.02% from 20 Hz to 20 kHz (48 kHz sampling rate; +6 dBV).

The AX44 Audio Expansion Unit installs in a 5/4-inch drive bay and offers four analog ins and four outs on 1/4-inch jacks. The first two inputs operate at mic (-50 dBV) or line (-10 dBV) levels (switchable). There's also a 1/4-inch, stereo headphone jack with volume control. Yamaha cites a 100 dB dynamic range for the AX44's I/O (A/D + D/A) and a THD of 0.01% from 20 Hz to 20 kHz (48 kHz sampling rate; +2 dBV).

Up to two AX44s can be attached to each DS2416 card (for a total of twelve channels of I/O), and two DS2416s can be cascaded. Other interface units are planned; the first one will provide two ADAT Lightpipe connectors, allowing sixteen tracks of digital I/O. Yamaha Corporation of America; tel. (714) 522-9011; e-mail info@yamaha.com; Web www.yamaha.com.

Circle #409 on Reader Service Card

# INTRODUCING THE 48





## ► MOTU 2408

Mark of the Unicorn is working toward a total digital audio solution with its 2408 hard-disk recording system (\$995 core system), which includes drivers for both Mac and PC. The new hardware offers 24 I/O connections, expandable to 72. The basic package includes the PCI-324 card and one 1U rack-mount 2408 I/O unit; up to three I/O units can be attached to one card. (Additional I/O units cost \$695 each.)

Each 2408 I/O unit has status LEDs on the front panel and gold-plated I/O connections on the rear. You get one bank of eight analog RCA inputs and outputs (operating at -10 dBV), stereo S/PDIF (RCA coax) connectors, three 8-channel TDIF connectors, and three 8-channel ADAT optical connectors.

Internally, the unit has three 8-channel buses; included software lets you assign I/O ports to these buses. For example, you could assign the analog I/O to one bus, a TDIF connector to another bus, and an ADAT connector to the third. For main stereo output, analog outputs 1 and 2 are

duplicated as balanced 1/4-inch outs (+4 dBu), an S/PDIF out, and a 1/4-inch headphone out with volume control. BNC word-clock connectors are also provided.

The analog I/O uses 20-bit A/D and D/A converters, but the system's internal signal path (and software) supports 24-bit audio. The I/O unit also functions as a stand-alone ADAT/TDIF format converter,

sample-accurate sync with TASCAM MDMs, as well.

The 2408 system comes with Macintosh DAW software that includes multichannel waveform editing; automated virtual mixing; real-time, 32-bit, floating-point effects processing; support for MOTU Audio System and Adobe Premiere plug-ins; and more. Mac users can also opt to use the




processing up to 24 channels at a time.

The PCI-324 card handles all I/O processing (independently of the host CPU) and acts as a 72 x 72 patch bay, routing any input to any output. The card also has a 9-pin ADAT Sync In jack for sample-accurate sync to ADATs. An RS-422 connector allows you to connect a MOTU Digital Timepiece via a proprietary sync protocol, so DTP owners can achieve

system with *Digital Performer*. Mac Sound Manager and Windows WAV drivers are included. For both Mac and Windows, the number of simultaneous record and playback tracks is dependent on the computer's performance. Mark of the Unicorn, Inc.; tel. (617) 576-2760; fax (617) 576-3609; e-mail info@motu.com; Web www.motu.com.

Circle #410 on Reader Service Card



## DOUBLE YOUR OUTPUT FOR LESS THAN THE COST OF TWO SINGLE DAT RECORDERS

If you've been asking for more hours in the day, TASCAM's DA-302 Dual DAT Recorder makes your time count double. Finally, you can dub at twice normal speed with ABS time, subcode and PCM data intact. Make two masters at a time, even dub from any location on the source tape — no more rewinding! And the DA-302 costs hundreds of dollars less than you'll pay for two single units — only \$1999 (MSRP). See your TASCAM dealer or call TASCAM FaxBack at 800•827•2268 and request document #2330. The DA-302 Dual DAT Recorder. Put it to work in your studio 48 hours a day, 7 days a week.

# TASCAM®

©1998 TEAC America, Inc., 7733 Telegraph Road, Montebello, CA 90640 (213) 726-0303  
TEAC Canada Ltd., 5939 Wallace Street, Mississauga, Ontario L4Z 1Z8 Canada (905) 890-8008  
TEAC Mexico, S.A. de C.V., Privada Corina #18, Colonia del Carmen, Coyoacan, Mexico D.F. 04100 (525) 658-1943

World Radio History

circle #510 on reader service card

# KEY CHANGES

**M**idisoft Corporation has signed a letter of intent to acquire Passport Designs. The exact nature of the agreement is subject to various legal and governmental conditions...Ensoniq is shipping its SP-5 SCSI-2 interface for the ASR-X, which will allow the ASR-X to import ASR-10/88, Roland S-770, and Akai S1000 samples from a CD-ROM or other SCSI device...Emagic is selling its *Logic Audio* software in four new packages, each with its own set of features. The packages are, in ascending order of sophistication, *MicroLogic AV* and *Logic Silver, Gold, and Platinum*. *Logic Platinum* will come bundled with *BIAS Peak SE* in the Mac version and *Syntrillium Cool Edit Pro LE* in the PC version... Arboretum Systems has moved. You can contact the company at tel. (800) 700-7390 or (650) 738-4750; fax (650) 738-5699. Also, prices have dropped for Arboretum's *Hyperprism TDM* (now \$499), *Ionizer* (\$399), *Hyperprism Power Mac* bundle (\$289), and *Hyperprism 68K* (\$249)...E-mu's E4-series samplers will now be supported by Emagic *SoundDiver*, *BIAS Peak*, *Sonic Foundry Sound Forge*, *Steinberg ReCycle*, *Interval Music Transfer Station*, *Gallery Software E-mu File Assistant* and *EOS Browser*, and *MOTU Digital Performer 2.1*... Music Industries Corp. is now the exclusive distributor of *Invisible Keyboard Stands*...SyQuest announced that its *SyJet 1.5 GB* hard drive is qualified for use with *Digidesign Pro Tools 24*...Roland has licensed its *Sound Canvas* sound set and *GS MIDI* format to Apple for inclusion in *QuickTime 3.0*...Furman has extended the warranty on all of its products from one to three years. The warranty covers parts, labor, and return shipping costs.

—Rick Weldon

## ▶ ELECTRO-VOICE N/DYM MICS

**T**he new N/DYM microphone line from Electro-Voice features a range of mics tailored to specific applications. The N/D367 (shown) is unusual in that it is specifically intended for female vocalists. With its added sensitivity in the 1 to 2 kHz region and a smooth response above that, the N/D367 is designed to exhibit a balanced re-

sponse to female vocal harmonics, without adding low-end boominess. It comes with a multistage shock mount and a removable windscreen. Electro-Voice; tel. (800) 234-6831 or (616) 695-6831; fax (616) 695-1304; e-mail [sdupaix@eviaudio.com](mailto:sdupaix@eviaudio.com); Web [www.electrovoice.com](http://www.electrovoice.com).

Circle #411 on Reader Service Card



Model	Function	Pattern	Frequency Response	Dynamic Range	Retail Price
N/D168	snare drum	cardioid	25 Hz–15 kHz	141 dB	\$182
N/D267	performance vocal	cardioid	65 Hz–19 kHz	144 dB	\$140 (\$150 w/on-off switch)
N/D367	female vocal	cardioid	60 Hz–17 kHz	144 dB	\$200
N/D468	instrument	super-cardioid	60 Hz–20 kHz	144 dB	\$232
N/D767	lead vocal	super-cardioid	50 Hz–20 kHz	144 dB	\$242
N/D868	kick drum	cardioid	20 Hz–10 kHz	140.3 dB	\$282
N/D967	concert vocal	super-cardioid	50 Hz–13 kHz	142 dB	\$282

## ▶ TC WORKS NATIVE EQ WORKS

**T**C Works, a subsidiary of TC Electronic, announced *TC Native EQ Works* (\$499), a new package of DSP plug-ins that are available in DirectX or Cubase VST formats for Windows 95 or NT. The package features two discrete plug-ins: a 10-band parametric EQ (*Native EQ-P*) and a 28-band graphic EQ (*Native EQ-G*).

*Native EQ-P* is a 10-band stereo (20-band mono) EQ. Seven of the bands are fully configurable and can be independently assigned as parametric, high-shelving, low-shelving, or notch filters. *Native EQ-G* offers a 28-band stereo (56-band mono) graphic EQ that can work in 28-, 14-, or 7-band configurations. Bands can also be grouped together for more complex signal shaping.

Both of these plug-ins feature SoftSat, a Lexicon algorithm that generates ana-

log tube characteristics within the digital medium, providing a warmer sound. *Native EQ-P* requires a Pentium 133 processor, and *Native EQ-G* demands at

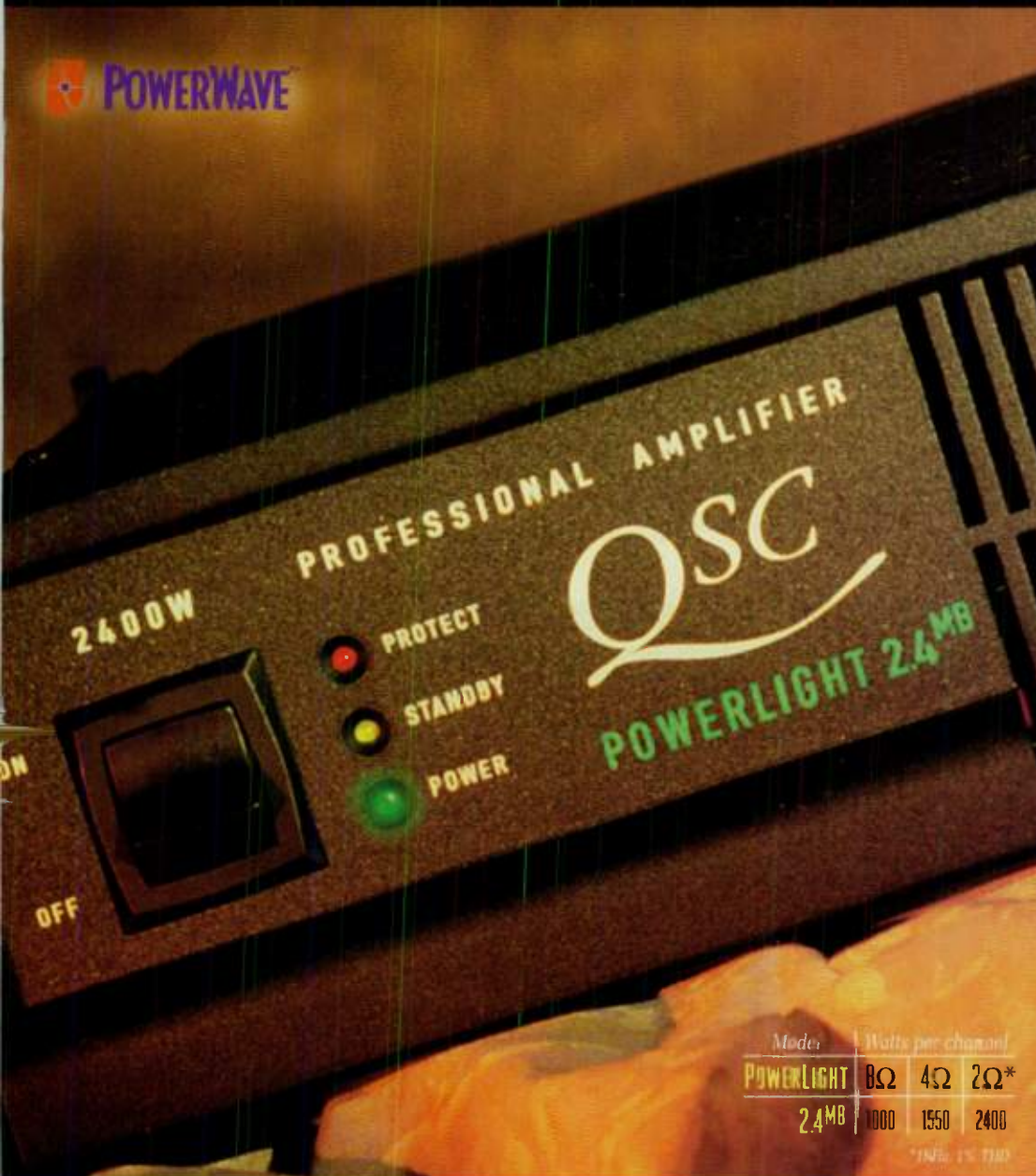


least a Pentium 200. Both plug-ins need 32 MB of RAM. TC Electronic U.S.; tel. (805) 373-1828; fax (805) 379-2648; e-mail [tcus@tcelectronic.com](mailto:tcus@tcelectronic.com); Web [www.tcworks.de](http://www.tcworks.de).

Circle #412 on Reader Service Card

# WAKE UP YOUR SUBS!!

**POWERWAVE**



Model	Watts per channel		
<b>POWERLIGHT</b>	8Ω	4Ω	2Ω*
2.4MB	1000	1550	2400

\*1kHz, 1% THD

## AND HEAR YOUR MUSIC COME ALIVE.

Today's subwoofers demand serious power to perform at their peak. That's precisely why we built the PowerLight™ 2.4MB Mono-Block—a single channel amp that delivers a thundering 2,400 watts of power at 2 ohms while operating comfortably on less than 15 amps (120VAC). It's guaranteed to provide a serious wake-up call to your subs. And since it's a QSC, you won't have to worry about them getting any unexpected shut-eye. To learn how PowerLight technology can bring your music to life, visit our website or call (800)854-4079.

"HEAR THE POWER OF TECHNOLOGY"

### PowerLight™ 2.4MB Features

- PowerWave™ Technology
- Neutrik "Combo" (XLR & 1/4") and barrier balanced input connectors
- Advanced thermal protection
- Computer Control Data Port
- Patented Output Averaging™ short circuit protection
- "Touch proof" binding post output connectors
- Variable speed fan
- Power standby control
- Clip limiter (user defeatable)
- Detented gain controls
- DC, subsonic and thermal overload protection
- Full LED status array



PowerLight™, PowerWave™, Output Averaging™, and "Hear the Power of Technology" are trademarks of QSC Audio Products, Inc. QSC and the QSC logo are registered with the U.S. Patent and Trademark Office. PowerLight Patents Pending. QSC Audio Products, Inc., 1675 Mt. Arthur Road, Cary, NC 27513

World Radio History



**QSC**  
AUDIO

[www.qscaudio.com](http://www.qscaudio.com)

circle #511 on reader service card

## SOUND ADVICE ▲ ▲ ▲ ▲

### ▶ BEATBOY

Looking for Latin percussion loops? Beatboy's *Percussion Ensembles* (\$99.95) audio CD features loops in Latin, hip-hop, and house styles as well as single-hit percussion samples. The loops are performed by Richie Gajate-Garcia, who has recorded and performed with Diana Ross, Tito Puente, Art Garfunkel, Hiroshima, and others; he has also worked on numerous Hollywood soundtracks.

The CD contains more than 240 loops, most of which are eight bars in length. There are complete Latin percussion ensemble mixes as well as smaller ensemble mixes and individual-instrument loops. The traditional styles covered are salsa, guaguancó, songo, guajira, cumbia, merengue, plena, abacua, and naningo. Hip-hop,



funk, house, and dance loops add a contemporary touch.

The single-hits sections include high conga, medium conga, tumba, djembe, timbales, bongos, gaita, nada, and more. Most of these hits are supplied in three variations: panned left, panned right, and an alternate tone.

In addition, both the conga and tumba sections include strikes with hand, leather beater, hot rod sticks, and wood sticks.

The CD's documentation gives track, start time, tempo, and number of bars for each loop. Single hits are listed in order by track. Beatboy; tel. (800) 838-BEAT or (717) 685-1338; fax (717) 685-1573; e-mail beatboytec@aol.com; Web www.beatboy.com.

Circle #413 on Reader Service Card

### SYNTAUR PRODUCTION

The flood of new synths on the market doesn't mean that old ones have disappeared. With the new Soundset 5 (\$19.95) for Ensoniq ESQ-1 and SQ-80, Syntaur Productions aims to bridge the gap between the factory sounds of these decade-old machines

# RHYTHMIC

**RYTHMIC PATTERN GENERATOR** with 16 simultaneous arpeggiators so you can create extreme grooves

**16-PART MULTI-TIMBRAL, 4 REAL-TIME CONTROL KNOBS, 6 OUTS PLUS STEREO DIGITAL OUT** provide you with ultimate flexibility and easy integration into your studio

**24-BIT DUAL STEREO EFFECTS** enhance your sound's sonic imagery



L1 FILT ENV RATE LEVEL  
Attack1 dblWhole +100%

audity 2000

and the needs of modern hip-hop and rap artists.

The set of 40 patches includes deep synth basses, worm-type sounds, wah-wah sounds, synth brass and strings, bass guitar and upright bass, electric guitar chord chop, synth bell, some hip-hop-flavor effects, and other sounds aimed at these genres. Also included are some commonly requested additions to the ESQ's library: acoustic and electric pianos, organs, Roland TR-808-style kick drum, snare drum, and cowbell.

Soundset 5 is available as System Exclusive on floppy disks for the SQ-80 or in PC, Mac, and Atari format with loading software. Syntaur Productions; tel. (409) 234-2700; fax (409) 234-2900; e-mail syntaur@juno.com.

Circle #414 on Reader Service Card

## ▶ SAMPLEHEADS

For the new *Packet Syndrome* guitar-loop collection (\$99.95 audio CD; \$149.95 CD-ROM), Sampleheads recorded the grooves of guitarist Bernd Schoenhart, whose credits include John Secada, George Michael, Kenny G, Slash, Marc Anthony, and C+C Music Factory. Produced by Jeremy Roberts, the disc has more than 700 1-bar or 2-bar loops, each with multiple tempi and keys. More than twenty styles of loops are provided, for a total of 74 minutes of audio.

Schoenhart uses ESP and John Suhr guitars, Zoom processors, a Vox wah-wah pedal, and DR strings. Most of the tracks are recorded dry.

The documentation lists the loops by tempo, style, or both, with precise start times. In addition to CD-audio, the disc



is available in Akai S-1000, Roland S-760, Digidesign SampleCell, E-mu E4, and Kurzweil K2000/K2500 formats. East-West Communications, Inc. (distributor), tel. (800) 833-8339 or (213) 656-4135; fax (213) 656-4457; Web [www.sampleheads.com](http://www.sampleheads.com). 🎧

Circle #415 on Reader Service Card

# ECSTASY

**RESONANT 12TH ORDER FILTERS** allow you to model and create unique new sounds

**MIDI CLOCK MODULATION** gives your sounds synchronized motion and life

## AUDITY 2000

- Traditional analog waveforms
- New aggressive textures
- Pitched digital noise effects
- Expandable sound set

HEAR THE FUTURE OF GROOVE SYNTHESIS AT YOUR LOCAL E-MU DEALER. EXPERIENCE THE ECSTASY OF RHYTHM.

circle #512 on reader service card

## E-MU SYSTEMS

P.O. Box 660015, Scotts Valley, CA, USA, 95067-0015  
Tel. 408.438.1921 • [www.emu.com](http://www.emu.com)

London Sales Office: Pinewood Studios, Pinewood Road  
Iver, Buckinghamshire, SLO ONH, England.  
Tel. +44 1753 630808 • Fax +44 1753 652040



World Radio History

## Sleepless in Santorini

*Insomnia inspires an incredible new product.*

By Scott Wilkinson

Normally, the winter NAMM convention is an ideal place to look for new musical technologies. This year, however, I was most intrigued by something at the Consumer Electronics Show (CES), which is held in Las Vegas.

Morpheus Designs, a company based on the Greek island of Santorini, was demonstrating a product called the MusicMat, which is a mattress pad embedded with numerous force-sensing resistors (FSRs). As you move around on the pad, the FSRs send signals directly to a sound module using a proprietary wireless protocol called Sleep-eNhancing Object-oriented Radio Energy (SNORE).

The head of the company is Dr. Hypnos Morpheus, a sleep specialist who conceived of the idea as he was lying awake with chronic insomnia. His condition was caused by his teenage daughter, Nyx, who built and played MIDI percussion controllers in their basement. One night, she was banging away as Morpheus was reading some poetry by Tennyson in a vain attempt to fall asleep. He happened upon a certain passage that provided the catalyst for his idea:

Music that gentler on the spirit lies,  
Than tir'd eyelids upon tir'd eyes,  
Music that brings sweet sleep  
down from the blissful skies.

This passage reminded the doctor that certain types of music and

sounds are especially conducive to falling asleep, dreaming, and waking up. He also knew that certain sounds can effectively mask other sounds. In addition, most people shift their weight in bed many times during the night, especially as they fall asleep.

Recalling that Nyx's percussion pads use FSRs to sense the force of a drumstick hitting the pad and generate a corresponding electrical signal, Morpheus realized that he could use the same technology to sense when a person moves around in bed and use that information to trigger music.

A Morpheus Designs spokesperson, Snoozie Kurtz, explained some of the possible applications of the MusicMat. For example, it helps you fall asleep by playing hypnotic sounds or soft, ambient music in response to your movements. A remote microphone samples any extraneous noise (such as drummers in your basement), and a computer in the headboard unit automatically adjusts EQ and volume in real time to optimize the system's masking effects.

Alarm Clock mode plays bird sounds and music such as Bach's *Sleepers Awake!* that gradually gets louder after the programmed alarm time. The system also sends a remote signal to start your coffee maker if you install the optional Java module.

Another interesting mode helps you develop the skill of lucid dreaming, in which you become aware that you are dreaming while you are dreaming. Electrodes sewn into a sleeping cap detect brain waves, which are used to control the system as you dream. Because the brain cannot directly access RAM or ROM, Morpheus invented a new kind of computer memory called Read Encephalogram Memory (REM). The Lucid Dreaming music is stored in REM, from which it can be accessed and played within your dream.

At CES, the MusicMat was demonstrated in a suite at the Comforter Inn ("Our blankets are the best!"). Interestingly, a closed room was being used for some demos, which seemed to take longer than the others. These were rumored to be demos of an Adult mode which plays increasingly energetic music triggered by more rhythmic in-bed activities. Obviously, this technology has many applications, and I can't wait to try it out. ☺




FIG. 1: The Morpheus MusicMat can be installed on any mattress. The headboard unit houses the sound module, control computer, and user controls.

**Credits**

- Garbage**
- Beck**
- Smashing Pumpkins**
- Nirvana**
- Sonic Youth**
- U2**

“**Pro Tools**  
takes our  
**music**  
into the **next**  
**dimension**”

– Butch Vig

**B**utch Vig has a few ideas about turning Garbage into platinum.

“Garbage records a lot of garbage...loops, guitar effects, vocals, and noise... With Pro Tools, we track everything into the system...then go in and tweak it out. We use a lot of Plug-Ins like D-Fi, GRM Tools, and TC Tools. The flexibility of the automation allows us to be extremely creative. As we work up a song, we’re processing and mixing all the time, because it’s a lot easier to experiment than with an analog board or tape.”

No rewinding. No take limits. No wasted time on session recall. No wonder creativity soars.

“Recording should be fun, and Pro Tools has brought back the excitement of working in a studio again. I can’t really see us ever turning back.”

For more information about Pro Tools and Third-Party Development products, call 1-800-334-2137 ext. 358 for a free Pro Tools video, or to schedule a free demo.

[www.digidesign.com](http://www.digidesign.com)  
[www.avid.com](http://www.avid.com)



**BUTCH VIG, PRODUCER | DRUMMER**  
*Garbage*

Foreground Photo: ©1998 Stephane Sedes  
Background Photo: ©1997 Ellen Von Unwerth





The CD-ROMs I covered are not intended to replace human teachers. Instead, they're meant to give students an independent study program that could be an excellent companion to a lesson regimen. The CD-ROM format offers several advantages: Students can work at their own pace in a nonthreatening environment, alleviating the pressure of playing in front of someone. Lessons can happen at any time of the day or night. And students can save a pile of money by learning note names, how to tune up, and how to play some chords on their own. (Private lessons to teach these things could easily cost more than these products.)

All of these programs cover the basics, and some cover a heck of a lot more. They all have great stuff as well as a few things I feel they should have left out, included, or done better. When I ran into snags (which I did in varying degrees with all of them), each and every one of these companies provided top-notch tech support, never making me feel stupid or bothersome, even when I was.

### BEAT THE BEGINNER'S BLUES

Play Music's *Play Guitar with Ross Bolton* (\$59.95) is aimed at beginning rock and blues players. After the introduc-



FIG. 1: When working through exercises in *Play Guitar with Ross Bolton*, you can view the virtual neck from a variety of angles. Note that the tab at the bottom of the screen is highlighted to show where you are in the tune.

tory section, which illustrates the parts of the guitar and tuning, the course is divided into four main sections: Open Position Chords, Open Position Melodies, Movable Chords, and Movable Melodies. Each of these sections has several lessons that use simple tunes, and instructional videos illustrate many points. Bolton starts out nice and slow so as not to leave anyone behind.

When you get to the "Play" section of the lesson, a virtual guitar neck appears on the screen to show you what to play.

You can view the guitar neck from a variety of angles (facing, overhead, left-handed, and my favorite, bird's-eye), all of which could come in handy at some point (see Fig. 1). I do wish the names of the chords would appear above the tab as it rolls by.

You can control the tempo of an exercise and assign loop points to continuously repeat any section, which is a great feature. You also get control over the mix but not enough control to salvage it. The drums aren't nearly loud enough, and the metronome is turned off by default. You have to bring the guitar and bass down to practically zero to hear the drums, and the mixer won't remember your settings: it always reverts back to the original funky mix. Come on, folks.

After you've made it through a couple of exercises, you get to try some songs that range from very simple to not so simple. Once again, Bolton is helpful and explains things very clearly; he just seems like a nice guy. The chord charts for the tunes are very good and not overly busy. This whole program seems geared toward people who just want to play some stuff without having to master rocket science first. It doesn't teach you how to read music (which you won't need to play these tunes and millions of others), nor does it get

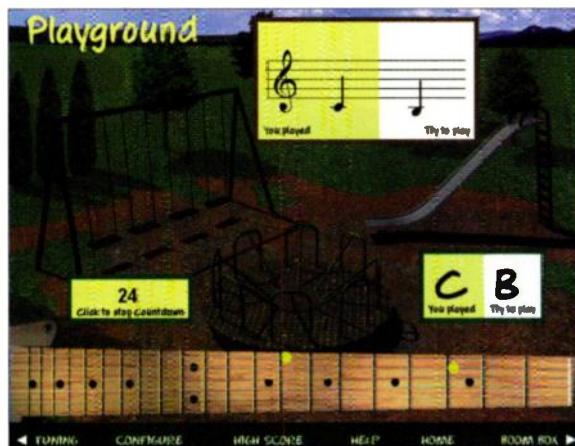


FIG. 2: In the Playground section of *Guitar 101*, you try to beat the clock by playing the notes on the screen either with a mouse click or, if you have the optional G-VOX system, by playing them on your guitar.

into a bunch of music theory. It does show you a lot of basic, meat-and-potatoes techniques to get you playing right away. For this reason, it scores well on the instant-gratification meter.

As for my gripes, I wish that the tuning section called the strings by name as well as by number. (Let's reinforce those string names at every opportunity!) A couple of the chord diagrams on the screen (which you can click on to hear the chord—cool!) are labeled incorrectly (it says D but it's actually a G—not cool!). On my 90 MHz Pentium with a 2x CD-ROM drive, which meets the minimum requirements but not by much, the videos are glitchy. Despite these drawbacks, however, the beginning blues or rock hobbyist can learn a lot from this.

### BACK TO THE CLASSROOM


As soon as I installed *Guitar 101: The Fender Method* (\$39.99 from G-VOX, available for Mac, as well), I was struck by how slick and professional-looking the graphics were. This one wins the beauty contest hands down. The program, which can be used with or without the G-VOX pickup and belt pack (see the sidebar "Rocking with the G-VOX"), is aimed at beginning guitarists from a wide age group. Its techniques and exercises apply to lots of different styles, with rock and blues being illustrated most often.

*Guitar 101's* narrator, smoking-hot L.A. studio ace Carl Verheyen, has a great shot at Mr. Congeniality. He speaks in a clear, friendly manner, and he plays some absolutely jaw-dropping



# The Roland Ready Strat.

## Finally.



When two legends get together, only one thing can happen. A new one is born. Announcing the arrival of the Roland Ready Strat. With its built-in Roland GK-2A pickup system, you can drive GK-2A compatible products and access their unrivaled collection of sounds right from the guitar's on-board controls. Play it as a straight Stratocaster or combine and conquer. The Roland Ready Strat. Stop messing around.

Sold at authorized Fender Musical Instrument dealers only.

[www.rolandus.com](http://www.rolandus.com)

[www.fender.com](http://www.fender.com)

© 1998 Roland Corporation. All rights reserved.

Fender and Stratocaster are registered trademarks of Fender Musical Instruments Corp.

circle #515 on reader service card

World Radio History

 Roland



# Alive and Kickin'



Who says all good things have to come to an end? The TR-808 and TB-303 have been reborn in all their thumping, throbbing, screaming glory. Two dance giants in one nuclear software package. There's no complex menus to learn because they operate just like the originals. With total MIDI control. And at a fraction of the cost.



**Steinberg**

(818) 993-4161 In Canada: (416) 789-7100

Check out the new ReBirth mods at [www.us.steinberg.net](http://www.us.steinberg.net)

ReBirth RB-338 was inspired by the TR-808 and TB-303, originally created by Roland Corporation. Their unique sounds and visual images have been reborn through digital simulation by Proprietary Software. All visual and audio references to TR-808 and TB-303 are being made with written permission from Roland Corporation.



very high corn factor), but these tunes, coupled with this singing, will undoubtedly hurt eMedia in the 13-year-old-kid-who-wants-to-play-Nirvana market. Some of the tunes (most notably Bob Dylan's "Knockin' on Heaven's Door" and the Grateful Dead's "Uncle John's Band") sound okay and provide great chord exercise.

*Guitar Method* features good sound quality because the musical examples are recorded in real time and not played via MIDI. This is great when using the chord dictionary: you get to hear a nice, acoustic strum rather than a synth. It can be problematic, though, if you want to vary the speed of songs or exercises. Some sections have slow and fast options, but many don't.

Like my old 8-track, the songs have a nasty habit of stopping abruptly in the middle, only to continue (after a count-in) on the next page. This idea of breaking time seems to plague *Guitar Method* throughout; the instructor stops every exercise to announce the next chord. Although the company says its testing showed that this method is helpful to the student, I wish the program would at least play the whole exercise again with a consistent meter.

Speaking of meter, the program does include a metronome (as well as a cool digital tuner and a recorder), but you can't use it where you need it the most:

when the songs are playing. These problems are a shame because the course itself has potential. It's easy to use and logically laid out. With a slightly hipper approach and a steadier groove, they could broaden their appeal beyond the strumming-folk-tunes-after-work crowd.

## MULTIMEDIA MAGIC

Unlike the previous three courses, which are aimed at beginners and give you a definite sense of closure once you've worked through them, SDG Soft's *Guitar Magic* (\$99) tries to do it all. It's not only going after beginners (I hope these beginners aren't easily overwhelmed!) but, according to one company representative, it's after frustrated guitarists at all levels. (I've never met a guitarist who *wasn't* frustrated.) Given the staggering amount of information presented here, there probably is something for just about everyone.

Lessons are divided up into beginning, intermediate, and advanced, and then they're divided further into Fretboard Theory, Music Theory, Styles, and Exercises. Whew! Add to that the Library (a huge reference of chords, scales, and arpeggios), Jam Sessions (a collection of tunes in various styles that lets you practice playing along with a band), the Gym and Licks sections (a series of dexterity-building exercises and musical examples to use them in), and finally the Studio (a sequencing program), and you'll start to get an idea of how much is in here.

Then you have all the different options: Do you want to view note names, scale degrees, or fingerings? Twelve- or 24-fret neck? Guitar or bass? Right- or left-handed? Just the notes that you're

playing or the entire scale shape they came from? (This last option is accessed with a right mouse click and is useful for uncluttering the screen for chromatic passages.) I'm sure I'm leaving out a bunch of stuff, but you get my point (see Fig. 5).

As if that isn't enough, the program is designed to be compatible with Optek's SmartLIGHT guitar (see the sidebar "Seeing the Light"). If you made it through one tenth of the material in

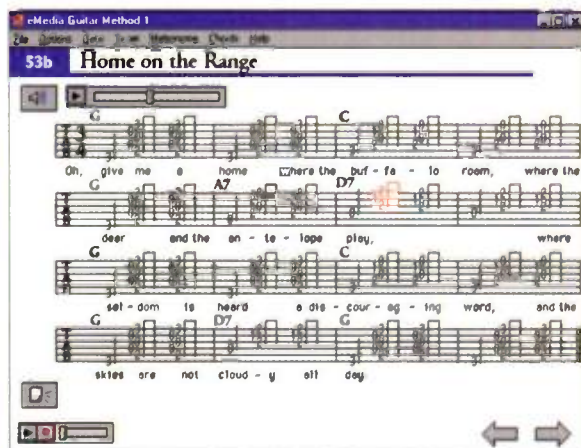


FIG. 4: *Guitar Method's* tablature with rhythmic notation built in is the next best thing to reading standard notation.

# Keith Emerson


## and the new **GENERALMUSIC PRO2** ...it was inevitable.

The new **GENERALMUSIC PRO2** is the only digital piano to offer:

- **Physical Modeling Technology.**
- **Sympathetic String Resonance.**
- **True 128 Note Polyphony.**
- **8 Band Digital EQ.**

*“The PRO2 has by far the best Grand Piano sound and feel I have ever experienced in any digital keyboard - and I have tried them all. It is an essential part of my kit and I use it in every performance.”*

*Keith Emerson  
(Emerson, Lake & Palmer)*



GENERALMUSIC

PRO2

**GENERALMUSIC is the choice of top professionals around the world.**



*The Realpiano PRO series starts at a suggested \$1,865 retail price (PRO1) and is also available in a module version, the PRO Expander (pictured above).*



GENERALMUSIC CORP  
1164 Tower Lane  
Bensenville, Illinois 60106  
Phone 630/766-8230  
Fax 630/766-8281  
Internet: <http://www.generalmusic.com>  
CompuServe: GO GMUSIC  
E-mail: [gmail@generalmusicus.com](mailto:gmail@generalmusicus.com)



this course, you would have massive chops and a solid foundation in fretboard and music theory. For those who like an open-ended program that they can work with for years to come, *Guitar Magic* has a lot to offer. For those who suffer from option anxiety, this course will push you right over the edge. It is sometimes hard to know where to look for some things, such as tuning up. It is covered in an instructional video, but if you type "tuning up" in the Search form, you get nothing.

The program doesn't teach you how

to read music, which strikes me as a glaring omission. We're talking about *mastering* the guitar here—it says so right on the box! I don't quarrel with the inclusion of things like chord substitutions and key signatures, but let's have some priorities here, people. SDG Soft is coming out with a separate title devoted to an in-depth study of reading music, but I wish *Guitar Magic* at least touched on it.

My other gripes would include the rambling nature of some of the videos. The instructor, Greg Brown, seems to be ad-libbing some of his dialog, and several of these videos could use another take. Greg's guitar tone in the videos is swimming in reverb, which can obscure the notes. In the Gym section, notes are often referred to as B $\sharp$ , F $\sharp$  (F double sharp), etc. in the chromatic exercises. Of course, there are

instances when those names are correct, but this feature seems unnecessarily confusing to me. It's hard enough as it is to get students to remember note names.

I don't mean to come down too hard on the fine folks at SDG Soft; it just seems that they bit off more than they could chew. The parts of *Guitar Magic* that are good are very, very good, and I mean it when I say that there is something for everyone. Teachers who can navigate the vast ocean of material presented in this program could easily incorporate hundreds of these exercises into their own curriculum, and students after serious fretboard knowledge and blinding speed can definitely find it here.

### THE INTERACTIVE AXE

Targeting roughly the same target market as *Guitar Magic* (i.e., everyone),

### SEEING THE LIGHT

Optek's cool learning tool, SmartLIGHT, began life as the FretLIGHT guitar: you know, the one with LEDs built into the fretboard. My test instrument (with a suggested retail of \$749.95) is the flagship model, a Telecaster-shaped body with a gorgeous bird's-eye maple top, two single-coil-sized Seymour Duncan humbuckers, and gold-plated Gotoh tuning machines. It ships with the SmartPORT (an interface between guitar and computer), a footswitch for scrolling through patterns or turning the lights on and off, and all the software you need to get the system up and running. This includes *Guitar Magic Lite*, a scaled-down version of the full program's Library section, and a demo of Passport Designs' *Master Tracks Pro*, a sequencing program that lets you use the six included SmartLIGHT songs, which are given as Standard MIDI Files. You can use this product without your computer if you purchase the FretLIGHT Plus box for \$124.95. This box has controls similar to those on the previous versions of FretLIGHT for selecting chords, scales, and arpeggios as well as different keys.

What's it like to play this thing? It's a blast. The SmartLIGHT has the biggest "wow!" factor of any product I've experienced in a long

time. You select a chord from the Library, and the chord lights right up on the fingerboard. For beginners, the computer screen is a must for seeing the proper fingerings, but intermediate or advanced players can just step on the footswitch and run through the patterns. You wouldn't believe how this opens up the fretboard. It absolutely makes you play stuff that you wouldn't otherwise. Then again, so does standard notation, but this is way more fun.

Optek will sell the full version of *Guitar Magic* to registered SmartLIGHTers for \$89.95. Hang on to your hats for this one. You just choose a lick, hit play, and then watch your guitar come to life, with lighted notes jumping all over the neck. You'll have to slow them all way down to keep up, but this will blow your mind. The same is true with the songs. Once you get over being mesmerized by the lights, you really can play the tunes.

Now, I know what some of you are thinking: "That's just a gimmick. Turn off the lights and they won't remember a thing." I thought about that, too. So I tried it. I called up a really weird arpeggio that I've never played before (I *am* a rocker, so the list of things I've never played before is pretty long), practiced it for a minute, and

then turned the lights off. I found that I could actually remember it pretty well, as if the lights had etched it into my brain. And bear in mind that, once a student closes a book, they don't have that to rely on anymore, either. You still have to commit stuff to memory, but this thing will undoubtedly open doors for you.

As for the guitar itself, it looks great and sounds killer, thanks in part to the Duncan pickups (a Little '59 in the bridge and a Duckbucker in the neck) and the all-around good workmanship. The neck is too skinny front-to-back for my taste, but plenty of folks go for this style. The back of the body is not beveled, and its upper edge hurts my ribs when I play standing up, but I've brought this guitar (with the SmartPORT) to two gigs, and even though I brought it for the lights (which went over huge), I kept on playing it for the tone. It has a great, punchy midrange and, despite its maple top, is not overly bright. This thing is no joke. And about the time you're reading this, Optek will be rolling out a new line of high-end electrics, basses, and classical acoustics. This company is in it for the long haul with certified instructors, SmartLIGHT schools, and more, so stay tuned.

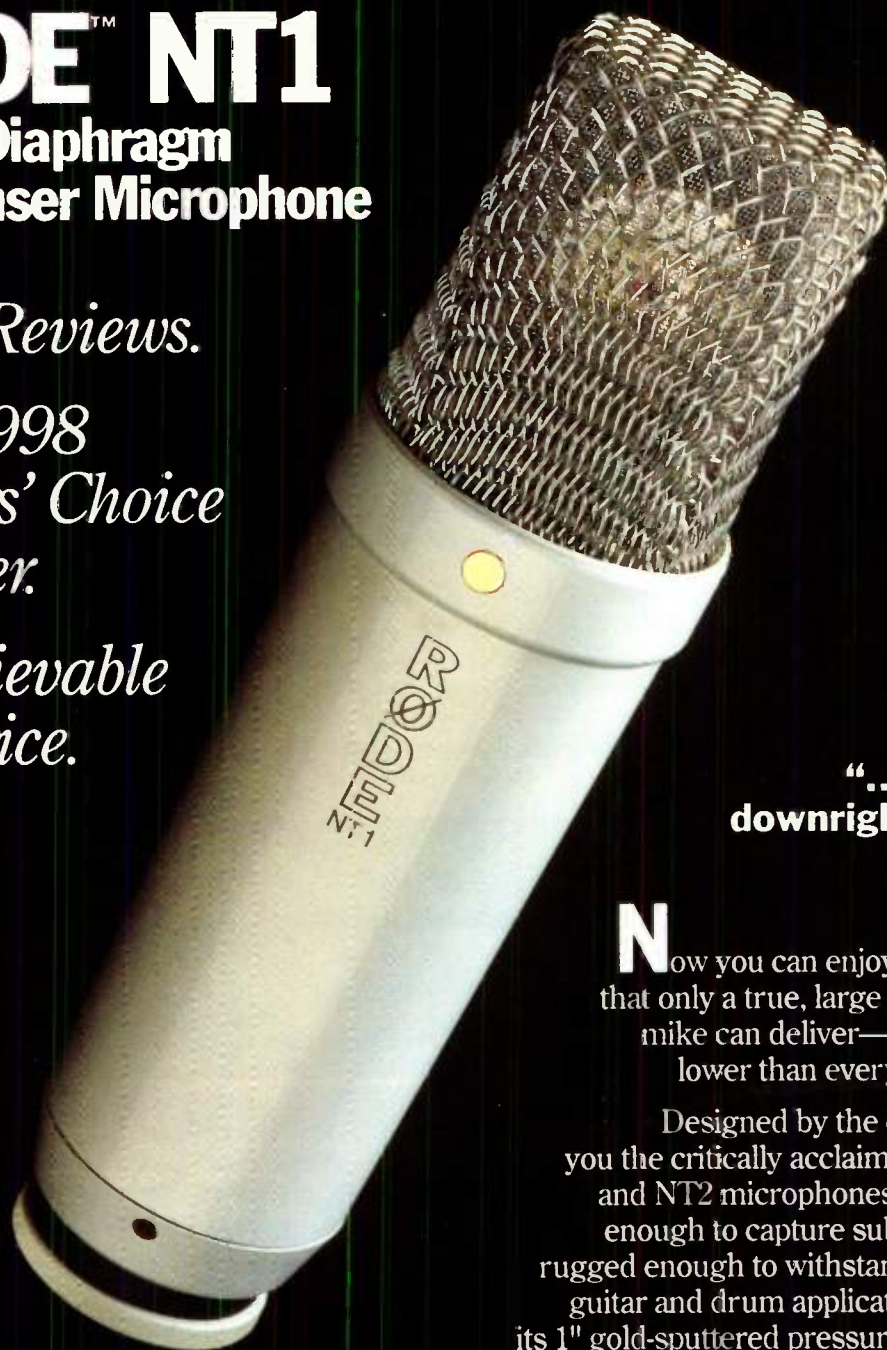
# Pick the Winner.

## RØDE™ NT1 Large Diaphragm Condenser Microphone

*Rave Reviews.*

*EM 1998  
Editors' Choice  
Winner.*

*Unbelievable  
low price.*



**"...rich, sexy, and downright delectable..."**

**-EM**

**N**ow you can enjoy the rich warm sound that only a true, large diaphragm condenser mike can deliver—at a price dramatically lower than everything else in its class.

Designed by the company that brought you the critically acclaimed Classic Valve Tube and NT2 microphones, The NT1 is sensitive enough to capture subtle vocal nuances, yet rugged enough to withstand high SPL in electric guitar and drum applications. Couple that with its 1" gold-sputtered pressure-gradient membrane, extremely low noise circuitry, internal shock-mounting system—and yes, that precision sound—and you can easily see why the NT1 is the must-have workhorse for your studio.



P.O. Box 4189  
Santa Barbara, CA 93140-4189  
Voice: 805-566-7777  
Fax: 805-566-7771  
E-mail: [info@event1.com](mailto:info@event1.com)  
Web: [www.event1.com](http://www.event1.com)

## RØDE NT1 \$349

circle #518 on reader service card

World Radio History



the above criticisms. The company really stresses the importance of listening, whether you're playing alone or with a group. They seem to have a good chance at getting students excited about playing, which is what I struggle with daily as a teacher. To be fair, *Guitar Magic* does have more information, but *Interactive Guitar* strikes me as more fun.

#### END OF LESSON

I see these products as going after different sectors of the guitar population, which makes head-to-head comparisons difficult. If you're a beginner looking to jam on blues and rock tunes, you should try out *Play Guitar*. If it's more of a folk thing you're interested in, look into the eMedia *Guitar Method*. Beginners who want to learn how to

read music should definitely check out *Guitar 101*. Supershradders-in-training will find everything they need with *Guitar Magic*, and *Interactive Guitar* should appeal to those players interested in a variety of styles, especially if they can't or don't want to be in front of their computer all the time.

I'd also like to add that I hate teachers who snipe at other teachers—the old “I could do that better” attitude. The fact is I couldn't and wouldn't try to do better than any of these companies. Every one of these courses represents a truly massive undertaking. They are venturing into relatively uncharted territory, and the future for this technology looks very bright indeed. My hat is off to all those involved for supporting and furthering music education and for bridging the gap be-

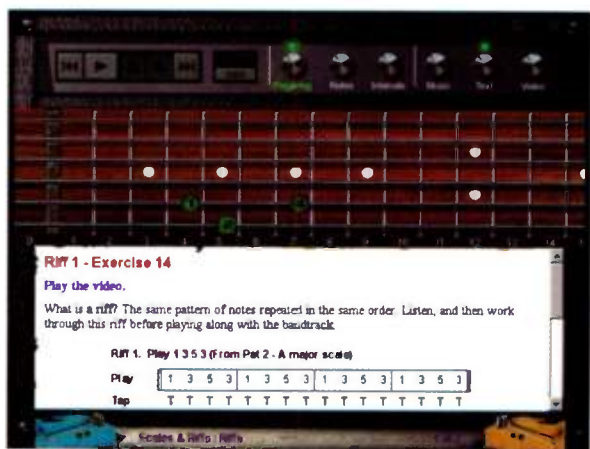



FIG. 6: The buttons on *Interactive Guitar's* virtual amp control the playback of the current exercise. The knobs give you options over what is displayed on the screen, e.g., note names vs. fingerings or music vs. text.

tween guitars and computers. A lot of us guitarists need all the help we can get on that score.

*When he's not in front of his computer, Northern California guitarist and instructor Matt Blackett grooves with his band, Loveland, in the San Francisco area.*

## Work better.

- ADAT I/O seamlessly integrates digital audio with digital mixers, multi-tracks & synths
- ADAT Timecode Sync—tighter sync than any ADAT-to-MTC converter
- Word Clock I/O allows S/PDIF to ADAT conversion, even while using the BRC
- 12 in and 12 out, simultaneously— analog stereo S/PDIF, & ADAT Optical I/O
- 8-channel analog I/O expansion options
- Now available for MacOS & Windows 95 with industry-wide software support



Analog audio cards are fine—as long as you don't have an ADAT or a digital mixer and never intend to buy one. However, if you're putting together a state-of-the-art studio, you need the only card that has all the tools for multi-channel digital I/O. The Korg SoundLink DRS 1212 I/O.

**SoundLink DRS KORG**  
Digital Recording Systems

Supported by software from:



# What is Music Technology Direct?



**Sweetwater**  
SOUND INC.

In 1990, Sweetwater Sound created **a new way to serve musicians and studios:** We combined the **convenience** of gracious, direct mail service with an exclusive **focus** on **music technology**. Like L.L.Bean®, Dell®, and other specialty direct marketing leaders, Sweetwater is fortunate to have grown by leaps and bounds, while offering **greater and greater value**. Our exclusive "Music Technology Direct" approach has helped over 100,000 artists and engineers make their **musical dreams come true!**

## HOW DOES SWEETWATER DELIVER THE BEST VALUE — GUARANTEED?



**1 CONVENIENCE:**  
*You get the right gear,  
when you need it!*

We've got the knowledge to help you choose the right product *the first time*. You save time, money, and avoid needless frustration. Just pick-up the phone: no waiting or noisy showrooms.

**2 SAVINGS:**  
*You get the best price  
and the best value!*

Our tremendous buying power means you get the best products at the best prices. In addition, we truly offer you the Best Value, Guaranteed. If you're not happy, we're not happy.

**3 SERVICE:**  
*You get expert technical  
support, free of charge!*

Tired of runarounds? Our huge tech support and service department makes your gear harmonize beautifully. We make your rig sing and get you back to your music — fast!

**4 RESPECT:**  
*You get treated with  
professional respect!*

Shouldn't shopping for gear be quick, painless, and just plain fun? We'll do everything in our power to make it easy for you to create music and have a great time doing it!

INTRODUCING:  
SWEETWATER'S  
*Custom  
Select*  
PREMIUM DIRECT PURCHASERS

WHY NOT EXPERIENCE THE SWEETWATER DIFFERENCE FOR YOURSELF? CALL SWEETWATER SOUND TOLL-FREE AT:

**(800) 222-4700**

5335 BASS ROAD • FT. WAYNE, IN 46808  
(219) 432-8176 • FAX (219) 432-1758 • sales@sweetwater.com • www.sweetwater.com

CALL NOW FOR YOUR  
**FREE EQUIPMENT  
DIRECTORY:**

Filled with useful information on all the coolest new gear!



The 1930s has come to be known as Hollywood's "Golden Age." Exciting new sound of their artistry, and the results were remarkable. Throughout the 1990s, the music world has also seen an outpouring of technological advances (digital recording, hard-disk editing, and refinements in computers and MIDI interfacing, to name a few) that are now finding their way into our everyday tools. In essence, we are entering our golden age of production, thanks mainly to this new crop of equipment, which helps us realize our creative potential. Probably the finest example of such a tool is the synthesizer workstation. Synthesizer workstations provide a tremendous level of creative control with sounds and features that were scarcely imagined until recently. As a result, we now perform musical feats that for years were no more than wistful dreams of how things might be done. By yesterday's standards, today's music workstation is nothing short of pure wizardry. No instrument has ever offered such a diverse timbral palette or such a refined environment for creating music.

Walk into any big music store and head for the keyboard department. You'll probably be overwhelmed by a bewildering assortment of musical technology. With so many models available, how do you know which synth will speak for you? Hopefully, this article will help you decide.


By Geary Yelton

# Workstations







These seven wonder machines are



self-contained music factories.



Which one is right  
for you?



Photography by Ron Miller

## AURAL EUPHORIA!

Picture this: I've been assigned to surround myself with some of the finest instruments that music technology has ever created. For weeks, I've been playing, probing, sequencing, and auditioning thousands of sounds. It's a tough job, but hey, I'm glad to be of service!

For the purpose of this article, the term *synthesizer workstation* describes an electronic instrument that offers sounds sampled into ROM (often referred to as wavetable, sample-playback, or PCM synthesis); sound generation through subtractive synthesis (i.e., shaping sampled sounds by changing their harmonic content with filters); a musical keyboard; an integrated multitrack sequencer; and onboard effects processing. Some of today's workstations also feature additional forms of sound generation, such as additive synthesis, physical modeling, or sample RAM.

Though capable of producing complete recordings without any other instruments, a good workstation should also be a competent master controller for external MIDI devices such as synthesizer sound modules.

## THE CURRENT CROP

To qualify for this face-off, synthesizers had to fit our definition of a pro-level workstation and have a retail price between \$1,795 and \$2,695. If a manufacturer had two models that fit the bill, we chose the less expensive one. We found only six manufacturers with current products that matched these criteria and one prototype that should be shipping by the time you read this.

One workstation is Italian, one German, and another Korean; the remaining four are made by Japanese companies. Although American manufacturers such as Moog, ARP, and Sequential Circuits once dominated the synthesizer market, those days are ancient history. Kurzweil, originally an American company, is currently owned by the Korean company Young Chang. The only major-league synth makers left in the U.S., Ensoniq and E-mu, are

now owned by Creative Labs, a company from Singapore. Neither had current models that were appropriate for this article.

Without a doubt, today's synthesizers are much more powerful than those of yesteryear. A decade ago, not many synthesizers played more than sixteen simultaneous notes; now it's unusual if one can't play sixteen different *sounds* at the same time. Recent synths offer 64-note polyphony, and 128-note instruments are starting to hit the market. Ten years ago, onboard storage rarely exceeded 128 programs; now an instrument with so few programs is considered unacceptable, and more than 500 is typical. Until recently, 4 MB of waveform ROM was considered more than generous; now 8 MB is the norm. Some of the instruments in this article even contain 16 MB of ROM, with the ability to expand to as much as 48 MB.

Many of our contenders offer extensive expansion options. You can typically add more memory for storing programs, a hard disk for saving sampled sound data, or additional wavetable ROM on an expansion card. Some of the workstations even contain user-programmable sample RAM for storing sounds imported from other instruments or computers. All except one have a floppy drive for storing sequencer data and reading MIDI files.

User interfaces have certainly come a long way, too. All seven models have detailed panel displays that show text on a brightly backlit LCD screen. All but one have a data dial (an infinite-rotation wheel for changing parameter values). Most also have increment/decrement buttons for changing values one step at a time. And the latest trend offers reassignable, or *soft*, buttons whose functions change depending on the mode you're in.

So what are these mysterious modern machines that sound like an electronic musician's dream? Let's meet them.

## KURZWEIL K2000VP

The K2000VP is the latest and most affordable version of Kurzweil's K2000 series (introduced in 1991). The original K2000, along with its hefty price tag, has been retired and replaced by the even more expensive K2500. The K2000VP is almost identical to the K2000 except for its upgraded operating system, some new Setups, and new ROM-based Programs. It is also available as a rack-mounted module without a keyboard.

The K2000VP's voice architecture is a bit different from that of other manufacturers' workstations. It uses a type of synthesis called Variable Architecture Synthesis Technique, or V.A.S.T. (The "VP" in K2000VP stands for "V.A.S.T. Player.") V.A.S.T. combines up to four sound sources for each voice without using up any polyphony. Voice architecture is variable, based on 31 different algorithms that define the signal path. Raw sounds are assigned to Keymaps defining their key and Velocity ranges. Up to three Keymaps are assigned to a Program, which is shaped by the selected algorithm. Three Programs may be combined into a Setup, which is essentially the same thing as a multitimbral Performance on other synths. There is one stereo effects processor that provides all the basic effects.

The K2000VP's user interface is logical and intuitive, featuring six soft buttons whose functions change depending on the mode and the page. Eight operating modes control everything from programs and effects to sequences and disk operations. Parameter values are entered with a data wheel, a data slider, increment/decrement buttons, and a numeric keypad.

The 32-track sequencer allows extensive event-list editing, and you can cut, copy, and paste sequence events. Mixes can be performed in real time using on-screen faders and panning knobs. A feature called Interactive Sequencer Arranger lets you trigger



The K2000VP from Kurzweil uses a unique type of sound generation known as Variable Architecture Synthesis Technique (V.A.S.T.).

# DESIRE



# FULFILLED!

## TC|NATIVE REVERB

for Windows 95 / NT

Now TC-quality reverb is available to you inside your favorite native recording environment! No matter if you are using Cakewalk, Cubase, Sound Forge, WaveLab or other DirectX compatible music software packages, TC|NATIVE REVERB works with all applications supporting Microsoft's DirectX Plug-In standard!

And you don't need any DSP-hardware: The highly optimized algorithm runs on your Pentium CPU! It's easy to use, too: ROM presets with all important "reverb basics" from Cathedral to Church and Room to Hall get you going in no time. The straight-forward and intuitive user interface makes creating your own presets a breeze. Interactive links between the parameters you see, and many more invisible ones do much of the work for you, creating that special TC-sound you expect from us. *We're in it for the tools, not the toys!*

- ◆ SUPERB REVERB QUALITY: 100% TC
- ◆ HIGHLY OPTIMIZED ALGORITHM - MORE PERFORMANCE FOR OTHER PROCESSES
- ◆ SUPPORTS DIRECTX (FORMERLY ACTIVEMOVE): SOUNDFORGE, WAVE LAB, CAKEWALK ETC.
- ◆ INCLUDES CUBASE VST VERSION OF THE PLUG-IN
- ◆ WORKS ON 166MHZ PENTIUM (200MHZ OR MORE REQUIRED FOR VST)
- ◆ MSRP \$ 549US

**Other Great  
TC Works  
Products**



Download your **FREE** working demo version of TC|NATIVE REVERB: [www.tcworks.de](http://www.tcworks.de)

**TC | WORKS**  
ULTIMATE SOFTWARE MACHINES  
A TC ELECTRONIC COMPANY

US: TC ELECTRONIC INC. | 790 HAMPSHIRE RD. SUITE H | WESTLAKE VILLAGE CA 91361 | 805-373-1828 FAX 805-379-2648

TC|WORKS | FLUGHAFENSTRASSE 51B | D-22335 HAMBURG | GERMANY | (+49)40-5310830 FAX (+49)40-5310831

© BY TC|WORKS SOFT- & HARDWARE GMBH 1997. ALL PRODUCT AND COMPANY NAMES ARE ™ OR TRADEMARKS OF THEIR RESPECTIVE HOLDERS. ALL SPECIFICATIONS SUBJECT TO CHANGE WITHOUT NOTICE. ALL RIGHTS RESERVED.

circle #522 on reader service card  
World Radio History

# Workhorse Workstations

different sections of a sequence by pressing single keys.

Though it's beginning to show its age, the K2000 series is far from becoming a dinosaur. However, the K2000VP does lack certain refinements found in most newer series. Its polyphony is limited to 24 notes, as compared to 64 notes in most modern synth workstations. There's no arpeggiator and no built-in General MIDI bank, although you can obtain Kurzweil GM files on floppy disk, CD-ROM, or from their FTP site. It is, however, the only one of these instruments that comes standard with a SCSI port.

## KAWAI K5000W

Seeing that the "W" in Kawai's K5000W stands for "workstation," this instrument obviously belongs with the others here. Aside from its alternate versions, the K5000S and K5000R, it's probably the most advanced additive synthesizer you can buy. (For a complete review, see the May 1997 issue of **EM**.) I'm pleased to report that it is also a fine subtractive synthesizer. The K5000W is 64-note polyphonic with 32 notes of additive sounds and 32 notes of wavetable sounds. For all practical purposes, it's two synthesizers in one. It even has four audio outputs: a stereo pair and two assignable.

Three banks each store 128 Singles (programs). One holds additive Singles, another holds PCM-based (wavetable) Singles, and the third is a General MIDI set, also composed of wavetables. In addition to the Single banks, there is a Combi bank with 64 user-programmable locations. A Combi consists of up to four Singles, which may include any combination of additive and wavetable sounds. The PCM and General MIDI banks share 12 MB of wave data in ROM. To enrich the additive timbres, the additive bank also contains 4 MB of PCM samples, mostly transients and loops.

The K5000W ships from the factory with only 60 additive programs—due to their complexity, that's all that will fit into its standard memory. However,

none of the additive programs are ROM presets, so they can all be replaced (additional programs are provided on a floppy disk). In addition, an optional RAM upgrade is available that adds two extra memory banks for additive sounds. The PCM bank contains 69 ROM presets and 47 user-programmable locations. The General MIDI bank offers only ROM presets, although they can be edited in the PCM bank.


The K5000W's keyboard feels quite good, and it has a few features that make it a good MIDI master controller. In the place of assignable sliders, eight virtual faders appear in the display. Selecting a fader lets you send continuous changes using the data wheel. There's also a Quick MIDI function that allows you to send certain types of commands to external instruments. The commands aren't actually sent until you press a button though, so Quick MIDI won't send a continuous stream of parameter changes. For hands-on real-time control, you'll probably want the optional K5000W Macro Controller. This small box adds sixteen knobs for real-time control of various parameters. These knobs can transmit to any MIDI channel; four are user-assignable and the others are preassigned. The K5000W has two sets of MIDI ports, although the keyboard can only transmit on one MIDI channel at a time.

The K5000W sequencer is impressive. It has 40 tracks—enough to play 32 parts on its own with eight left over for

external synthesizers. Because there are two sets of MIDI ports, you can sequence with 32 external MIDI channels. Overall, the event list-style editing is comprehensive and easy to use, and the K5000W gives you clear control over an array of parameters. However, the panel lacks any real-time mechanism for recording certain parameter changes (e.g. volume, pan, tuning, filter cutoff, envelope, looping, and effects routing) on the fly.

The Automatic Phrase Generator (APG) is a phrase-based composition tool. Instead of operating in real time, it analyzes the chords in a recorded track and generates up to eight accompaniment parts on playback. You can select from 105 preset styles, and there are two locations for storing styles imported from Korg, Roland, and a few other companies, using a floppy-disk conversion utility. The Automatic Phrase Generator is not designed to be a composition substitute but rather an additional tool for spicing up arrangements. It's also nice to have something like APG when you need a fresh musical perspective.

Overall, the K5000W sounds really good. The additive bank contains some very cool timbres that you can't find anywhere else. The sweepable formant filter produces some of the juiciest filter sweeps in the world. Most of the wavetable sounds are truly top-notch. I was especially impressed with the General MIDI bank—not only the sounds themselves but also how balanced they



Kawai's K5000W is one of the most advanced additive synths on the market.

# Sweet FX16



1. Three Band 'British EQ' with sweepable Mid

2. Four Aux Sends (Post EQ, Pre/Post Fader switchable)

3. Aux four dedicated for Lexicon effects processor

4. True Solo-In-Place and PFL for individual channel monitoring

5. Alps 100mm faders

6. Built-in Lexicon dual Programmable Effects Processor

7. Stereo Return control & Aux assign

8. Rotary Aux Master controls

9. Cut Switch (Mutes Pre/Post Aux, Sub & Mix)

10. Four Bus! (L&R Mix and L&R Sub)



11. 16 Balanced Mic/Line Inputs using Spirit UltraMic™ preamps with 60dB of gain

12. 16 direct Outputs, Pre/Post switchable per channel

13. Impedance-balanced XLR Mic Outputs

14. Four Stereo Returns assignable to Aux 1 or 2

15. 2-Track Tape Return (RCA)



16. All metal rear connector panel repositions for rackmount use

Leave your effects processors at home. You don't need them anymore. The new 16-channel Folio FX16 from Spirit features a 16-program **Lexicon** effects processor built-in. Say "good-bye" to endless equipment patching and effect routing, and "hello" to lush choruses, crisp delays and rich reverbs. And, not only can you use two effects simultaneously, you can independently edit each effect's parameters then store your custom programs for future use. Of course, the FX16 still has all of the great features that you've come to expect from a Spirit mixer—British three-band EQ, UltraMic™ preamps, 100mm faders and more. All this, and a low retail price of only **\$1,199.95!** Talk about a sweet deal!

Spirit By Soundcraft, Inc. • 4130 Citrus Ave., Suite 9 • Rocklin, CA 95677  
Toll-free: (888) 459-0410 • Fax: (916) 630-3950

[www.spiritbysoundcraft.com](http://www.spiritbysoundcraft.com)

circle #523 on reader service card

World Radio History



**SPIRIT**  
by Soundcraft


# Workhorse Workstations

sounded while playing MIDI files that I downloaded from the Web.

## QUASIMIDI RAVEN

The Quasimidi Raven looks and sounds like something from the middle to late '80s. Its knobs, display, and wood side panels are totally retro—a perfect match for that old Sequential Circuits Pro-One in the corner. The German-made Raven is definitely the odd bird in this bunch.

The Raven is geared toward techno, and you shouldn't expect to arrange a full symphony or a folk song with one. Why not? Well, of its 512 single sounds, only some of the percussion instruments and a handful of others sound acoustic in origin. None of the 81 basses sound like a bass guitar. There are 96 lead synths, 91 synth pads, and 99 tuned



The retro-looking Raven from Quasimidi provides phrase-based sequencing for the techno crowd.

drums. Most of the timbres in the sixteen drum sets probably began life in a Roland TR-series analog drum machine. All 54 sound effects are synthetic. There are only 24 sounds classified as "natural," and most of these are distinctly Yamaha-style FM in origin. Only acoustic pianos and vocal ensembles sound like the real thing. In fact, analog synth samples and FM sounds make up the bulk of the Raven's timbral palette.

All of the Raven's sounds were developed on a computer and then transferred to ROM chips for playback. Sounds are edited by organizing them

into 50 performances that supplement the 200 preset performances that are stored in ROM. Each performance contains up to four sounds, layered or split. Once sounds are assigned, they can be edited within the context of a performance. Editable parameters are limited to oscillator tuning, filter frequency and resonance, envelope offsets, LFO values, and velocity scaling.

The front panel has no controls dedicated to sound editing. Every button serves double duty, with functions dependent on the operating mode. There are two data dials, one for changing

## The perfect companion for Pro Tools.®



### Apogee's 24-bit AD-8000. Eight channels. True 24-bit A/D & D/A.

**A**POGEE'S AD-8000 interfaces directly to Pro Tools or Pro Tools-24, just like an 888, with a powerful array of extra features.

- **Direct computer control.**
- **True 24-bit A/D and D/A.**
- **Format Convert** ADAT, TDIF, Sonic Solutions, SDIF, SSL, etc\*.
- **Apogee Bit Splitting (ABS)** record 24 bits on 16-bit machines.
- **Signal Distribution** — run a 24-bit master



with ABS and a 16-bit DAT at the same time.

- **Sync to Video**, Word clock, digital input or internal reference.
- **6-way metering** with peak, average, peak hold, cal mode and more.
- **Numeric Over Indicators** on each channel, adjustable threshold.
- **SoftLimit®** adds level to your tracks without overs.



● **UV22®**, the Mastering Choice for perfect 16- & 20-bit masters.

● **Stand-Alone operation** — use your AD-8000 independently of Pro Tools.

**Apogee's AD-8000.** The perfect companion for any Pro Tools or Pro Tools 24 system. From your Apogee dealer.

**Apogee**

**ELECTRONICS**

www.apogeedigital.com

circle #524 on reader service card

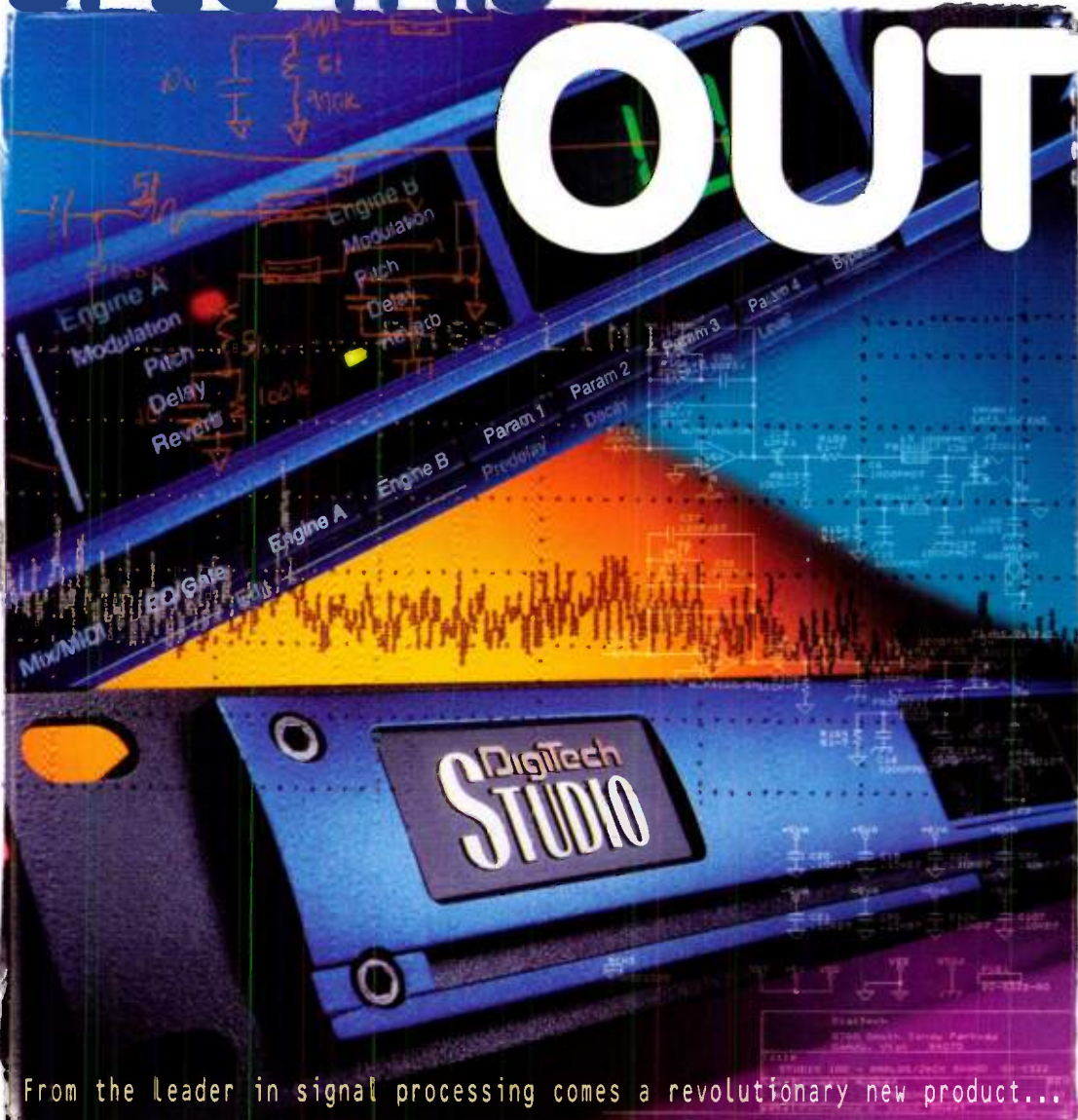


Apogee Electronics Corporation, 3145 Donald Douglas Loop South, Santa Monica, CA 90405, USA.  
Tel: +1 310/915-1000 Fax: +1 310/391-6262. Email: info@apogeedigital.com. \*Cards subject to availability.  
UV22 and Soft Limit are registered trademarks of Apogee Electronics Corporation. Other trademarks are the property of their respective owners.

World Radio History

# SPEC THIS

# OUT



From the leader in signal processing comes a revolutionary new product...

20-bit A/D D/A Conversion  
 96dB Signal to Noise Ratio  
 Dual Engine Processor  
 26 Effects Available  
 Stereo Inputs and Outputs  
 Midi Selectable Programs  
 \$199 U.S. MSRP

Check out the specs of the new S100, the first glimpse of the future from the DigiTech Studio Series. Behind the appealing front panel, the S100's exclusive dual engine configuration operates as two individual stereo effect processors. Pristine Reverb, Delay and Modulation effects are abundant, the S100 even offers hard to find effects like Vocoder and Ring Modulation.

Welcome to the future of the new DigiTech Studio Series...you owe it to yourself to check out these specs!



Effect List: Stage, Reverb, Hall, Flute, Chorus, Dual, Arpeg, Good Reverb, Stereo Reverb, Mix, Mix, Chorus, Dual, Flanger, Phaser, Tremolo, Filter, Rotary, Pitch Shift, Stereo, Ring Delay, Stereo Delay, Ping Pong Delay, Variable Delay, Ring Modulator, Compressor, Mixer

circle #525 on reader service card

©1997 DIGITECH 8760 South Sandy Parkway, Sandy Utah, USA 84070 • (801) 566-9800 • Fax (801) 566-7005 • Int'l Fax (603) 672-4246 • www.digitech.com

World Radio History

# DigiTech STUDIO

A Harman International Company

# Workhorse Workstations

pages and the other for changing parameter values. During sequence playback or record, the second dial is also used to change tempo.

The Raven's entire user interface is geared toward phrase-based sequencing. To compose with the Raven, you have to understand the hierarchy of sequencing elements. There are eight tracks, one each for kick drum, snare drum, hi-hat, assorted percussion, bass, chords, and two melodies. The ROM contains 400 looping musical phrases or Motifs for each instrument, every one of them patently danceable. In addition, up to 100 user Motifs for each instrument can be recorded in real time or step time. Each Motif can be up to eight measures in length.

Motifs are combined on the eight tracks to form Grooves. Tracks can be muted, and the sounds can be changed at any time. Grooves are combined to form Patterns, and up to ten Patterns can be arranged into a Song. There's enough memory for ten Songs.

In addition to the eight tracks, there's a solo channel for live playing. Amazingly, this channel cannot be recorded into the sequencer! Fortunately, the solo channel can be recorded into an external sequencer via MIDI channel 9. Although the Raven can sync to another sequencer using MIDI Clock, it doesn't support song position pointer or MIDI Time Code.

The Raven is not designed to be a



The 76-key, semiweighted action on the Roland XP-80 workstation delivers an exceptional performance feel.

master MIDI controller: there are no specific controls for sending commands to external instruments. It can, however, be played on all sixteen MIDI channels simultaneously, making it a good choice as a MIDI slave rather than a MIDI master.

Despite its differences and limitations, the Raven definitely qualifies as a synthesizer workstation. It has a keyboard, a sequencer, and two effects processors, and its sound sources are based on sampled waveforms. Though it may not be the ideal heart of a MIDI studio, you can produce complete recordings with the Raven, just as long as those songs contain no more than phrases.

## GENERALMUSIC SK76

Like the Raven, Generalmusic's SK76 (reviewed in the March 1998 *EM*) is obviously aimed at a specific target market: those who want auto-accompaniment features in a workstation that provides some pro-level features. With the external microphone input and an optional video card, you can even use the SK76 as a sophisticated karaoke machine, with scores and lyrics displayed on a television screen. It's fun for the whole family!

In addition to the SK76's collection of internal sounds, you can also import

PCM sounds from other instruments. The SK76 has 2 MB of battery-backed RAM designated just for this purpose. Additionally, up to 32 MB of volatile RAM can be added for storing even more sampled sounds, and an optional internal hard disk may be installed. It can also access Akai and Kurzweil sample libraries from floppy disks and read computer formats such as AIFF and WAV files. Sounds can also be imported through its MIDI ports via the Sample Dump Standard. But because there's no option for adding a SCSI port, the SK76 cannot read sample CD-ROMs or transfer large amounts of data quickly.

The quality of internal sounds ranges from quite realistic to unbelievably thin. If you're looking for thick analog simulations, you had better keep looking. Instead of the usual oscillator-filter-amplifier configuration, there are five algorithms combining a variable number of oscillators, filters, and envelope generators.

With no fewer than 125 buttons, ten sliders, and a data wheel, the front panel of the SK76 is more densely populated than any of the other workstations. Unlike most of the other contestants, the SK76 dedicates the majority of its buttons to a single function. The controls are neatly divided into sections by function. The sliders can be assigned to volume and pan for either local or external sound control, and there are three footswitch jacks that are assignable to a number of functions. All of the sliders are part of the 9-channel mixer section, which can mix in an external signal for accompaniment purposes.

About a third of the buttons and most of the text on the front panel are backlit. The LCD screen is 250 percent larger than any of the others. The SK76 is the first synthesizer I've ever seen that displays a scrolling score on the screen when playing sequenced song



Generalmusic's SK76 offers a comprehensive user interface with more than 125 dedicated buttons.



files—something quite useful when you're learning to play an arrangement. On the external control side, the SK76 provides 32 programmable MIDI splits and two sets of MIDI ports.

Two effects buses are provided with two processors each: one dedicated to reverb and the other to delay and modulation effects. In addition to processing your live playing and sequenced tracks, the onboard effects can also process external sounds in real time.

Unlike the Automatic Phrase Generator on the Kawai workstation, the SK76's accompaniment feature works in real time, and it works surprisingly well. It's also pretty simple to use: just pick a style, select a variation, and press play for a percussion lead-in. Once you start playing, the virtual players come in behind you.

There are 96 preset styles in addition to 32 user-definable styles. Most of the accompaniments are quite impressive—it almost sounds like there's a band of talented musicians hanging on your every chord change. If the SK76 makes a wrong guess as to which chord you'll play next, it quickly jumps back into the groove on the very next beat. Thanks to the bank of volume sliders, you can perform a mix of the automatic backing tracks and record it into the SK76's sequencer. Auto-accompaniment is not something that every professional player really needs, but it sure is a lot of fun.

## ROLAND XP-80

The Roland XP-80 is everything a MIDI workstation should be. Poised near the top of the Roland product line, it's an excellent-sounding synthesizer and a flexible master controller. With 76 semiweighted keys, it also has the best performance feel of the bunch. A 61-key version, the XP-60, will be available in April.

The XP-80 is similar in many ways to the recently discontinued XP-50 (reviewed in the September 1995 *EM*), and its synthesis capabilities are identical to the modular JV-1080. Up to four sampled waveforms, which Roland calls Tones, can be assigned to each program, called a Patch. Up to 16 Patches can be organized into a multitimbral Performance.

The XP-80 has twice as much waveform ROM as the other workstations. Though it can't import samples the way some other synths can, the XP-80's

waveform ROM can be augmented by installing up to four Roland SR-JV80-series Wave Expansion Boards. The expansion boards offer a wide array of sounds and are easy to install, making the XP-80 an extremely versatile workstation.

Overall, the XP-80 has a very intuitive design. On the front panel, four very useful sliders, labeled "Sound Palette," give you real-time control over filter cutoff and resonance as well as amplitude attack and release. Press a button and these four sliders can be

used to change the volume of four tones in a Patch or four Patches in a Performance. There are also two assignable data sliders conveniently located just above the modulation lever.

The XP-80's sequencer, called the MRC Pro, is a descendant of Roland's MicroComposer. It features sixteen tracks as well as a separate tempo track. Each track can send information to any of (or all) sixteen MIDI channels, a capability that's especially useful for layering sounds with external instruments. A loop-recording feature is ideal for laying down

# Now Press Record.

**TUBE EQ**

- Vacuum tube-based Parametric EQ
- Overlapping hi-mid and low-mid bands
- Sweepable from 20Hz-20kHz
- Switchable high and low shelving filters
- The natural addition to your A R T all-tube signal path

**TUBE PAC**

- Tube Preamp and Optical-Tube Compressor
- Award-winning design throughout
- Hand-selected vacuum tubes
- All-tube and optical circuitry is the essential ingredient for all your tracking and mastering needs

**Tracked with A R T... Fixed Before the Mix**

Either separate or together, the Tube PAC and Tube EQ will revolutionize the way you record. You'll achieve warm gain, transparent dynamic control and smooth, musical equalization with A R T's award-winning tube and optical circuitry. Achieve the sound you've been dreaming of while leaving your mixer to do what it does best: mixing recorded tracks. A R T is the name in tube processing technology. Grab a Tube PAC and Tube EQ to find out why.

**A R T**  
APPLIED RESEARCH AND TECHNOLOGY

215 Tremont Street, Rochester, NY 14608  
Vox: 716/436.2720, Fax: 716/436.3942, <http://www.artroch.com>

circle #526 on reader service card

# Workhorse Workstations

a rhythmic foundation, and automated punch-ins are available. Standard MIDI Files can be played back directly from floppy disk.

With Realtime Phrase Sequencing (RPS), you can play an entire 16-track pattern by pressing a single key (up to eight patterns can play simultaneously). The sequencer can hold up to 100 patterns, so you can assign a different pattern to each key and still have some patterns left over. Patterns can play back once, loop until the key is released, continue looping until the key is pressed again, or play until you press the stop button. Patterns can also be triggered by commands during playback of a sequence.

The XP-80 is most impressive in its fine details (Undo and Quantize Preview features, for example). Roland clearly put some thought into all the little things that make a synthesist's life easier.

## AESTHETICS!

Do a workstation's name and appearance affect what you think of it? If so, the futuristic Yamaha EX7 wins in the "looking cool" department. The sleek Roland XP-80 is no slouch either. In fact, all these instruments are very easy on the eyes, with the possible exception of the Korg N364, which I find bleak and unattractive. Think of it as the Volkswagen Beetle of synthesizers—it's not pretty, but it gets the job done!

The Raven has the best name simply because it's the only one that's a word rather than a combination of letters and numbers. In second place I put the name N364 because it contains a unique letter—the most popular letter to use in a workstation name is apparently K (K2000VP, K5000W, SK76), with X (XP-80, EX7) in second place.

## KORG N364

Korg's N364 (which we reviewed in the April 1997 issue) comes from a long and respected lineage, having descended from the Korg M, T, O, and X series of sample-playback synthesizers. If you've felt comfortable working with any Korg synth made in the last ten years, you'll feel right at home on the N364.

Like its predecessors, the N364 has top-notch sound quality. It excels at orchestral sounds, pop instruments,

ed in real time, giving you the freedom to arrange a performance on the fly and to find the right groove. Songs are assembled from the patterns, which may be up to 99 measures long. The sequencer allows you to overdub on top of a previously recorded track, and individual events can be edited, moved, deleted, cut, copied, and pasted.

I really like the N364 and have to recommend it as a "best buy" among this group of instruments. It's a solid, well-rounded, flexible synth workstation that



The inexpensive Korg N364 workstation has a plethora of great-sounding patches and a mature sequencer.

techno timbres, and new age ambiences—in fact, there are no obvious areas where it's lacking in timbral variety. Maybe that's why there's no PCM expansion slot. Bottom line? Its sounds are hard to beat.

Despite its luxuriant sound, you definitely get the feeling that the N364 is stripped down to the bare essentials; its front-panel controls are pretty sparse. The LCD screen is the smallest of the bunch, yet it still manages to display a surprising amount of information. This is the only workstation here that doesn't sport a data dial, offering instead a single data slider and a pair of increment/decrement buttons. It's also the only one in the lot that doesn't have any soft controls.

The N364's user interface is sometimes less than intuitive, and it's not always obvious which buttons you're supposed to press to get where you want to go. On the plus side, though, the N364's joystick provides pitch bend, and because you can push it forward and back (unlike the XP-80's joystick), both positive and negative modulation are possible.

The 16-track sequencer features Korg's Realtime Pattern Play & Record (RPPR) phrase-based composer, which provides preset and user-definable patterns that can be assigned to any key on the keyboard. Patterns can be record-

should suit the needs of most electronic musicians (not to mention that it has the lowest sticker price of the bunch).

## YAMAHA EX7

When this article was written, the EX7 and its big sibling, the EX5, were still weeks away from being announced. By the time you read this, they should be shipping. I had a prototype EX7 for just twelve days, and in that short period of time I determined that it's the most exciting instrument I've seen in years. This new beauty from Yamaha may represent the future in electronic music workstations. It's both a powerful synth and a full-fledged sampler, rolled into a single 64-voice workstation with a 16-track sequencer and a large assortment of very cool effects.

Although the EX7's fundamental sound set is wavetable-based, the synthesizer offers several other methods of sound generation. In addition to the Yamaha standard AWM2 (their name for wavetable synthesis), the EX7 offers analog emulation and Formulated Digital Sound Processing (FDSP), which essentially generates sound from scratch using a polyphonic DSP-based synthesis process. There are ten types of FDSP, including several kinds of physical modeling.

Programs (which Yamaha still insists on calling "Voices") can each contain

# Gina™ Digital Multitrack.

Get Music Into Your Computer.  
Get Music Out of Your Computer.  
Make Records. Have Fun.



**Y**ou've just written the masterpiece to end all masterpieces. The one that's destined to be the title track of your CD. Do you turn to your trusty four-track recorder? Not a chance. This isn't a demo—this is your life. Okay. So you call up a major studio and book a month or so of premium session time. (Thank goodness you're independently wealthy.) Or you walk up to your PC, plug into Gina, and record, arrange, and master your music with unparalleled fidelity and precision. You make music without watching the clock. Without settling for demo quality. Without being restricted by numbers of tracks, outdated media, or proprietary, closed-ended systems.

## Gina Digital Multitrack. Enjoy.

**\$499, including multitrack recording/editing software.**

Gina is 100% compatible with all of the best Windows 95 multitrack recording and editing software, including programs from Steinberg, Sonic Foundry, Cakewalk Music Software, Innovative Quality Software, SEK'D, and Syntrillium Software.

*Is your PC ready for Gina? Download the Echo Reporter™ system analysis software from [www.event1.com](http://www.event1.com)  
Gina is designed and manufactured in the U.S. by Echo Digital Audio, an Event Strategic Partner*

circle #527 on reader service card  
World Radio History



# Workhorse Workstations

up to four sounds, and each Performance can contain up to sixteen Voices. If there were enough keys, you could have 64 voice splits! In addition, any program can act as a drum kit, so if you want to use the EX7 as a massive drum machine with 256 kits, you can!

Though it has a very powerful DSP-based synthesis engine, there's only so much DSP to go around, so certain methods of sound generation reduce the number of Voices. For example, a Voice of analog emulation consumes almost the entire DSP allocation. Effects processing also uses up DSP power. At best, you can get two global effects and four insertion effects, but depending on the synthesis technique, you may not even get that many inserts.

As a sampler, the EX7 shares many capabilities with the Yamaha A3000. In fact, it uses the same custom VLSI DSP chip as the A3000. The EX7 comes with only 1 MB of user RAM but has slots for adding two 32 MB SIMMs. You can also add 8 MB of flash ROM for storing samples. All together, that gives you a maximum 73 MB of sample memory—more than any sampler except the A3000.

The EX7 will offer General MIDI compatibility as an option in the form of wavesamples stored in the optional flash ROM. Installing the General MIDI patches will use up one set of 128 user programs. At the time I wrote about the EX7, the GM set was not yet available.

Easily the cleanest design of the bunch, this dark, metallic blue glimpse into the future crams an amazing amount of control onto its front panel. With one of the most intuitive user interfaces I've ever seen, it's a pleasure to operate—you can go to almost any page with no more than two button presses. There are six soft knobs and six soft buttons below the display to handle any task that lacks dedicated controls.

For left-hand control, the EX7 has a pitch-bend wheel,

two assignable modulation wheels, and a small x-y pad. You can program the pitch-bend wheel so that the interval up performs a different task than the interval down. For example, you may bend a whole *tone* up and an *octave* down.

Editing EX7 sounds is simple and direct. Front-panel buttons take you directly to dozens of editing pages. You simply use the cursor keys to position the cursor and then make edits with either the soft knobs, data dial, numeric keypad, or increment/decrement buttons. In 25 years of synthesizing, I've never been able to fly through so many different parameters so quickly.

The EX7 offers sixteen tracks of linear and eight tracks of pattern-based sequencing. A 4-track arpeggiator can be recorded into the sequencer, and sequences, patterns, and sample loops can be assigned to play from any note on the keypad.

Oh, and there's one more thing: the EX7 sounds amazing! I think that Yamaha is about to have a huge hit on its hands.

## THE ENVELOPE, PLEASE

I've lumped my findings into several categories. These short summations reflect areas of performance that are typically most important to people looking for a synth workstation.

**Sound.** There's not a clunker among them, but if I had to pick two finalists, they'd be the Korg N364 and the Roland XP-80. They're both factory loaded with sounds that are rich and satisfying, though the XP-80 offers more expandability options than the N364. I'm so glad that most synths now feature 64-note polyphony, because voice layering breathes life into their

timbres and still leaves enough polyphony to play the keyboard as it's meant to be played.

General MIDI programs on both the Korg N364 and the Kawai K5000W really stand out. It's hard to recommend one over the other—both are excellent. The General MIDI sounds are sufficient and realistic, especially within the context of a musical arrangement. Both synthesizers do very well at playing back Standard MIDI Files, though the K5000W has the added advantage of being able to play sequences directly from floppy disk. The Generalmusic SK76 also has a decent MIDI set and supports many of the dedicated Sound Canvas NRPNS.

Considering that a lot of people who arrange MIDI for the Web are using Roland Sound Canvas, I was disappointed by the Roland XP-80, which rated only average in GM performance. A General MIDI bank is available as a set of floppy disks for the Kurzweil K2000VP. They're barely worth the hassle, though. Although the individual sounds are satisfactory, they don't sound balanced when playing back MIDI files that weren't arranged specifically for the K2000. The Quasimidi (not surprisingly) doesn't support General MIDI at all.

Though I was very impressed with what I heard from the Yamaha EX7, it was only a prototype, and some of its voice banks were empty. What I did get to hear sounded clear and warm and very, very good.

**Sequencing.** All the sequencers are excellent, though some may be better for certain applications than others. For recording songs with a MIDI system, the Kawai K5000W comes out on top if only for the sheer number of tracks it provides. Its event editing lets



The futuristic Yamaha EX7 is a powerful workstation with an intuitive, logical design.

# Cool Edit Pro

multitrack

graphic  
equalizer

NOISE  
REDUCTION



compress

delay

3D ECHO CHAMBER

transpose

change tempo

SMPTE slave

distort

find beats

flange

punch-in

convolve

CREATIVITY: THE PROCESS OF TAKING THE SOUND STRAIGHT FROM YOUR MIND'S EAR TO THE STUDIO MONITORS. THAT'S OUR DREAM AT SYNTRILLIUM, AND THAT'S WHAT COOL EDIT PRO LETS YOU DO. IT'S GOT POWER: 64-TRACK MIXING, MORE THAN 30 DSP EFFECTS (MOST WITH REAL-TIME PREVIEW), DIRECTX PLUG-IN SUPPORT, AND AMAZING WAVEFORM EDITING CONTROL. IT'S ALSO A BREEZE TO LEARN AND USE, AND IT WORKS WITH JUST ABOUT ANY SOUND CARD ON ANY WINDOWS™ 95 OR NT COMPUTER. CONTACT SYNTRILLIUM OR YOUR FAVORITE SOFTWARE DEALER TO FIND OUT MORE.

Syntrillium Software Corporation

Download a functional demonstration version from <http://www.syntrillium.com>

[sales@syntrillium.com](mailto:sales@syntrillium.com)

1-888-941-7100

toll-free sales in the US and Canada

P.O. Box 62255 Phoenix AZ 85082-2255 USA +1-602-941-4327 fax +1-602-941-8170

Cool Edit and Cool Edit Pro are trademarks of Syntrillium Software Corporation. Other products mentioned are trademarks of World Radio History or their respective manufacturers.

circle #528 on reader service card



# Workhorse Workstations

you really hone in on minute details to polish and refine your performance. It's too bad it only has room to store two sequences, but I guess that's what floppy disks are for.

The Roland XP-80 and the Korg N364 sequencers are the most mature and intuitive. The only shortcoming of the XP-80's sequencer is that it holds just one song at a time in memory, whereas the N364 can store ten songs. On the other hand, the N364 can't play song files directly from disk as the XP-80 does. Both machines, however, offer the ability to assign patterns to single keys, something extremely useful in live performance.

If you're partial to phrase-based com-

position, you'll really like the Raven's sequencer. It's amazing how you can improvise on stage when your synth offers 800 hip-sounding musical phrases at your fingertips. However, if you prefer real-time recording and you want other MIDI instruments in your songs, the Raven's sequencer is not for you.

The huge display on the General-music SK76 almost makes you feel like you're sequencing on a computer. Its sequencer is flexible and easy to use, and it's the only one that lets you

## Comparative Figures

	Kawai K5000W	Korg N364	Kurzweil K2000VP
<b>Retail Price</b>	\$2,395	\$1,900	\$1,995
<b>Polyphony</b>	64 notes	64 notes	24 notes
<b>Multitimbral Parts</b>	32	16	16
<b>Waveform ROM</b>	16 MB	8 MB	8 MB
<b>Filter Types</b>	lowpass, bandpass, 128-band programmable formant filter	lowpass	lowpass, highpass, bandpass, band-reject, allpass
<b>Filter Resonance</b>	yes	no	yes
<b>Number of Keys</b>	61	61	61
<b>Portamento</b>	yes	no	yes
<b>Aftertouch</b>	Channel	Channel	transmits Channel, receives Channel and Poly
<b>Left-Hand Controllers</b>	pitch-bend wheel, mod wheel	pitch-bend/mod joystick	pitch-bend wheel, mod wheel, data slider
<b>Controller Inputs</b>	sustain, expression	sustain, assignable	2 assignable switches, assignable pedal
<b>Keyboard Zones (maximum)</b>	4	8	3
<b>Sequencer Tracks</b>	40	16	32
<b>Resolution</b>	96 ppqn	96 ppqn	768 ppqn
<b>Types of Quantization</b>	grid, groove	grid, input	grid, input, groove, swing, step
<b>Storage Capacity</b>	40,000 notes; 2 songs	32,000 events; 100 patterns; 10 songs	100 patterns; 10 songs
<b>Arpeggiator</b>	no	yes	no
<b>Effects Processors</b>	1	2	4 plus reverb
<b>Effects Types</b>	reverb, delay, tremolo, celeste, chorus, flanger, phaser, EQ, pan, wah, distortion, exciter, enhancer	reverb, delay, chorus, flanger, phaser, rotary, exciter, enhancer, pan, EQ, distortion, tremolo	reverb, EQ, chorus, flange, delay
<b>Audio Outputs</b>	4	4	6
<b>Single Programs</b>	372	536	199
<b>Multitimbral Performances</b>	64	400	100
<b>Drum Kits</b>	12	16	any program
<b>MIDI Ports</b>	6	3	3
<b>General MIDI</b>	yes	yes	optional
<b>Special Features</b>	Automatic Phrase Generator	Real-Time Pattern Play	2 MB sample RAM; Kurzweil Analog Collection (30-disk set); Interactive Sequencer Arranger
<b>Options</b>	parameter RAM upgrade; K5000 Macro Control; additional programs	None	PRAM upgrade; sampling option; up to 64 MB of sample RAM; 8 MB orchestral ROM block; 8 MB contemporary ROM block; hard disk
<b>Storage</b>	HD floppy drive	HD floppy drive	HD floppy drive, SCSI port

record world-class automatic accompaniment with your tracks. It's a niche market, but if you need auto-accompaniment capabilities, the SK76 is a sure winner.

**MIDI Control.** My favorite of the bunch is the Roland XP-80. It's one of the most expensive instruments here, but its level of MIDI sophistication, sixteen programmable splits, assignable sliders, and wealth of pushbuttons are really appreciated when you're trying to take control of a rack of MIDI mod-

ules. Its four assignable foot-controller inputs don't hurt either.

The SK76 is also a good choice if you really need 32 channels of MIDI control because it offers double the usual number of MIDI ports. It also stands out because it has 32 programmable splits (although I can't remember the last time I needed more than sixteen splits in 76 keys).

The only keyboard that's unsuitable for controlling other instruments is the Quasimidi Raven. If you insist on

using the Raven as your MIDI master, just make sure there's a computer or at least a good MIDI patching system between it and your mountain of modules.

**Effects.** With up to five simultaneous effects processors, the Yamaha EX7 takes the prize for the best sounding and the greatest variety of effects, hands down.


**Interface.** While most of the user interfaces offer intuitive, well-thought-out designs, the standout (again) is the

Quasimidi Raven	Roland XP-80	Yamaha EX7	Generalmusic SK76
\$1,795	\$2,495	\$2,195	\$2,695
21 notes	64 notes	64 notes	64 notes
16	16	16	16
8 MB	16 MB	16 MB compressed (equal to 29.1 MB 16-bit linear)	8 MB
lowpass	lowpass, highpass, bandpass, peaking	lowpass, highpass, bandpass, inverted lowpass, parametric EQ, shelving, boost	lowpass, highpass, bandpass, parametric boost and cut
yes	yes	yes	yes
61	76	61	76
yes	yes	yes	no
Channel	Channel	Channel	transmits channel, receives Poly
pitch-bend wheel, 2 mod wheels sustain	pitch-bend/mod lever, 2 assignable sliders sustain, 4 assignable	pitch-bend wheel, 2 mod wheels sustain, volume, assignable switch, assignable pedal, breath	pitch-bend wheel, mod wheel sustain, volume, 2 assignable
4	16	64	32
8	16 + tempo	16	32
96 ppqn	96 ppqn	480 ppqn	192 ppqn
grid, groove	grid, input, groove, shuffle	grid, groove	grid, groove
800 motifs; 100 patterns; 10 songs	60,000 notes; 100 patterns; 1 song	30,000 notes; 1 song	250,000 notes
yes	yes	yes	no
2	3	5	4
reverb, delay, chorus, flanger, phaser, EQ, wah, rotary, overdrive, distortion, tremolo, ring modulation	reverb, chorus, delay, EQ, phaser, flanger, distortion, enhancer, wah, pitch shift, rotary, limiter, compressor	reverb, chorus, flanger, tremolo, autopan, rotary, distortion, amp simulator, exciter, compressor, noise gate, wah, pitch shift, talking modulation, scratch, low resolution, EQ, etc.	reverb, delay, autopan, chorus, phaser, flanger, distortion, pitch shift, rotary, EQ
2	4	2	4
512	640	512	600
250	96	128	256
16	10	any program	29
3	3	3	6
no	yes	optional	yes
	Realtime Phrase Sequencing; VS-880 sync	user sampling (monophonic)	auto-accompaniment; 1.9 MB user RAM; 2MB nonvolatile sample RAM
16 MB waveform ROM	up to 4 SR-JV80-series Wave Expansion Boards	SCSI port; General MIDI; 4 individual outputs; AES/EBU digital I/O; 8 MB flash ROM; 64 MB of sample RAM	32 MB volatile sample RAM; video card; hard disk; additional accompaniment styles
HD floppy drive	HD floppy drive	HD floppy drive	HD floppy drive

# More Power.



## More tools. More flexibility. More music.



"...Digital Orchestrator Plus is a superb value that gives you more for the money than anything in its class."  
— Electronic Musician,  
Editors' Choice 1997

That old creative maxim, "Less is More" applies to great music. Not to the creative tools you use to make it.

Simply put, we took Digital Orchestrator Plus, the best digital audio sequencer on the market according to the editors of Electronic Musician, and made it better, period. At a price that blows the competition away.

Digital Orchestrator Pro puts tremendous creative power at your fingertips with powerful new features like a Graphic Controllers Editor, Graphic EQ, Position Markers and many more digital audio transforms. And with newly designed transport controls, navigation is silky-smooth. Whether you're a current user ready to upgrade, or a newcomer ready to be blown away, Digital Orchestrator Pro satisfies your craving for more.

So buy smart. Get more. Spend less.

Contact your local music retailer, software outlet, or visit us at [www.voyetra.com](http://www.voyetra.com).

Digital  
**Orchestrator**  
Pro  
THE PREMIER DIGITAL AUDIO SEQUENCER

**Voyetra**  
Technologies Inc.  
1.800.233.9377  
Email: [sales@voyetra.com](mailto:sales@voyetra.com)  
5 Odell Plaza, Yonkers NY 10701

Download a FREE DEMO — [www.voyetra.com](http://www.voyetra.com)

© 1997 Voyetra Technologies Inc. All rights reserved. Digital Orchestrator Pro is a trademark of Voyetra Technologies Inc. All other trademarks are the property of their respective companies and are hereby acknowledged.

circle #529 on reader service card



Yamaha EX7. It provides an unobtrusive, logical way to navigate around pages and parameters. The Generalmusic SK76, with its wealth of dedicated keys, knobs, and faders, comes in a close second. The Roland XP-80 also sports a sensible design.

### WRAP IT UP, I'LL TAKE IT

Just as long as you're aware of their strengths and limitations, you really can't go wrong with any of these workstations. A couple of them are aimed at particular markets; if that's what you're looking for, they deliver completely. None of them requires a degree in physics to understand, and all have good keyboard actions, sequencers, and effects.

For those who need a well-rounded synth workstation that delivers impressive features and superb sonic quality, I recommend you look at the Yamaha EX7. Its variety of sound-production techniques, intuitive user interface, expandability, and sheer processing power (at a reasonable price!) make it a great choice. If the EX7 represents the future of synthesizer workstations, I can't wait for that future to arrive.

However, there are no losers in this group of keyboard products. The Kurzweil K2000VP's powerful voice architecture keeps it up to date. If you're looking to stand out from the crowd, the Kawai K5000W is probably your best bet, thanks to its additive synthesis architecture. For the techno folks or those people just looking for new ways to have fun, the Quasimidi Raven really delivers. If you like to work with auto-accompaniment, you'll probably love the Generalmusic SK76. For the rest of us, the Korg N364 and the Roland XP-80 are all-around excellent instruments for playing and producing a wide variety of musical styles.

So go get yourself a workstation—and get working!

Geary Yelton has reviewed synthesizers for EM since the magazine's first issue. His book, *The Rock Synthesizer Manual*, is back in print fifteen years after it was first published.

For manufacturer information, please see Contact Sheet, p. 163.





# Meet the family.

The award winning professional technology that set the benchmark in studios around the world is now available at every price point, meeting every users needs. Each version offers Digital Audio and real-time DSP and the same professional character – not just another pretty face.

Emagic Inc.  
Tel. +530.477.1051  
Fax +530.477.1052

Emagic Internet  
<http://www.emagic.de>

All rights reserved. Logic™ and Logic Audio™ are Registered Trademarks of Emagic®.

circle #530 on reader service card

World Radio History

**emagic**

Technology with Soul.

Illustration: Dan Hubbig



Software Synths  
 @n: PAPERMADE  
 By Zack Price



For  
many years,  
desktop musicians

have been marching toward the goal of turning personal computers into real-time, playable, professional instruments. Until recently, however, many obstacles were in their path. Not only was the computing power inadequate for the task but the sound quality of early software synths was typically inferior to that of their hardware-based brethren. Furthermore, there was often a noticeable delay between the moment a MIDI note was externally triggered and a virtual synth's response to that information.

Today's software synths have dramatically improved in

## Get in a step with the latest in software synthesis technology.

sound quality and performance, thanks to the current crop of faster computers and more sophisticated software design. Though virtual synth programs still require a large portion of the computer processing power, it's easier than ever to incorporate the results of their output into existing desktop environments. Even the ultimate goal of integrating software synths into a unified, real-time, desktop production environment has finally been attained, albeit on a limited basis.

The recent flood of both commercial and shareware software synthesis programs shows no sign of abating. Although that's good news for desktop musicians, the downside is in knowing how to distinguish between the different types of available synthesis software and in determining what is needed to take advantage of this technology. Fortunately, software synthesis programs fall into a few major categories that are easily defined by their features and intended use. I'll discuss these categories in detail and also cite different programs as examples of each. Though not an exhaustive survey, this article will provide you with information and resources about synthesis programs, allowing you to determine what will work best for you. You can also refer to the sidebar "Web Site-Seeing" for additional resources and contact information.



## SOUND BY DESIGN

For a number of years, desktop musicians have been using sound-design programs to create synthesized sounds on their computers. In fact, it's been over 40 years since the first research in programming sound on a computer occurred. Modern applications of this type often employ a variety of synthesis methods to generate sounds and store their output on disk as sound files. The resulting files are then exported to sample-editing programs for additional modifications before being dumped into an external sampler or a sound card with sampling capability. A somewhat different approach was employed by Digidesign's *TurboSynth SC* (reviewed in the January 1994 *EM*), which was used with the company's SampleCell hardware to turn a computer into a sampler.

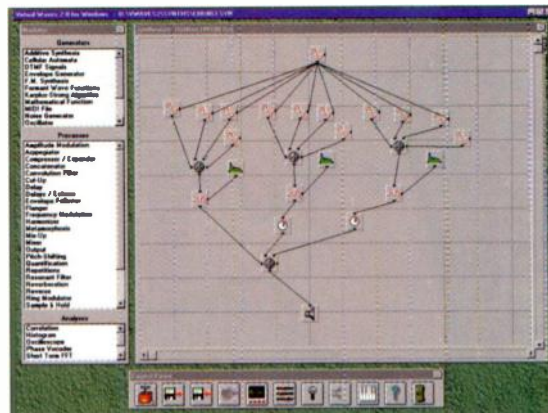
Sound-design software offers users the advantage of being able to create complex sounds that often aren't possible to produce on an individual hardware synthesizer. For example, one early sound-design program, Digidesign's *SoftSynth*, offered 32-operator FM synthesis at a time when the classic Yamaha DX7 could only provide six operators to produce sound. Currently, even relatively simple shareware program such as *Synthia* (developed by Yan Terrien and Hameau de Peymian), which is a virtual model of an analog

synthesizer, provides eight oscillators for sound generation (see Fig. 1). That's more than most current hardware analog-synth emulators can offer.

Modern sound-design programs offer a dazzling array of synthesis methods that can be structured into complex modular networks, as in the case of Synoptic's *Virtual Waves* (see Fig. 2; reviewed in the November 1997 *EM*). Other applications, such as Jeorg Stelkins's physical modeling program *PHYMOD*, allow the user to explore techniques of synthesis that are only recently showing up in hardware devices. Such programs are not without their limitations, however. Unlike the real-time synthesizers I'll discuss later, sound-design programs until very recently had to process sound parameters offline before you could hear their results. That could mean waiting a few minutes to calculate sounds with relatively simple settings or several hours for sounds with extremely complex parameters. Of course, the speed problem was due to the computers themselves, whose processors ran excruciatingly slowly by today's standards. Fortunately, current computers run much faster, and calculations of sound structures or networks often take only five to fifteen seconds.

Several new programs, including *Audio Architect* from the Karnataka Group, let users hear sound networks instantly without waiting for calculations to occur. To accomplish this feat, you'll need a fast computer (see the sidebar "Computer Requirements" for more details), and the sound network you create must be calculable within the sample rate and time frame selected. If a network is too complex to be processed and heard in real time, you may get garbled noise as output. If that happens, you can lower the sample rate, simplify the network structure, or just process the sound offline as you would with any other sound-design program.

Another major drawback

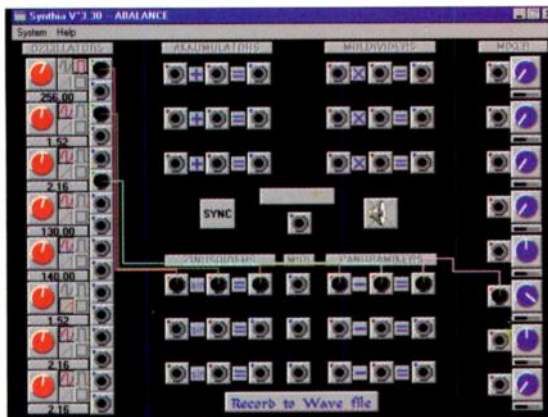


**FIG. 2:** Like other sophisticated sound-design programs, *Virtual Waves* offers a variety of synthesis methods and processors to create complex sound networks. Often, these sounds are not possible with most hardware-based synths.

of older sound-design programs was the inability to adjust parameters in real time and immediately hear the results of the changes being made. In other words, you couldn't tweak a sound as it played back. This barrier has been breached by a number of recent programs, including Arboretum's *MetaSynth* and DUY's *DSPider*. Though *DSPider* is only available as a plug-in for the Pro Tools system, *MetaSynth* and other stand-alone synthesis programs do real-time sound editing, as we will see later.

Many current sound-design programs allow users to play and control a sound using MIDI devices or sequencers once the sound is calculated. Depending on the program, a calculated sound can be controlled by MIDI parameters, such as Note On, Velocity, Aftertouch, and Modulation. However, this feature is usually monophonic, and the sample generated will probably be useful only within a limited note range. Although it's possible to think of sound-design programs as monophonic instruments, that's certainly not their main function. You're better off modifying your design to generate additional samples at different pitches and using MIDI only to test the effective note range of a sound.

Another feature commonly found in sound-design programs is an analog-style or step sequencer. Programs such as *Virtual Waves* and *Audio Architect* allow the user to create a musical phrase or riff that plays a newly generated or pre-existing sample. Different sounds within an overall sound structure can also be plotted along a time line in a technique referred to as *wave sequencing*.



**FIG. 1:** Though the shareware program *Synthia* has relatively few features, it offers more oscillators than many of the hardware synths it emulates.

You can record on  
the Yamaha MD8  
digital 8-track recorder  
in less time than it  
takes to read **this** ad.



There's a lot to be said for digital recording—premium sound quality, enhanced editing, etc.—but one thing

**MD8**

that's been hard to say,  
until now, is EASY. If

you've ever used a cassette multitrack recorder, you'll be up and running on the Yamaha MD8 in the time it takes you to plug in the instruments and mics.

**The MD8 can record on eight tracks simultaneously** so you can get an entire performance in one pass, then mix and edit completely on the MD8. Sync

up your MIDI device. Punch in and out with complete precision. And bounce tracks onto each other without a free track and without noise. From recording to demo, MD8 gives you flawless audio quality.

The MD8 records to the **virtually indestructible MD data disc**. While a magnet can

instantly wipe out music on cassette, zip™ and jaz™ disks, the MD data disc uses optical technology to protect your music from nearly everything. And, because the



discs are removable, you can record forever.

The technical experts at EQ magazine voted a Yamaha MD recorder **"Best Product" at the 1996 AES show**. Their blessing assures you a solid, powerful product. And at just \$1399 MSRP, it's absolutely the easiest way to break into digital recording.

Now that you're done reading the ad, hurry to a Yamaha Pro Audio Dealer for the MD8. You'll be well on your way to exceptional digital recordings.

**YAMAHA®**

©1998 Yamaha Corporation of America, Pro Audio Products,  
(800) 937-7171 ext. 659 or visit us at [www.yamaha.com](http://www.yamaha.com).

P.O. Box 6600, Buena Park, CA 90622.

Yamaha is a trademark of Yamaha Corporation.

All other trademarks are property of their respective holders.

circle #531 on reader service card

## Software Synths on Parade



Wave sequences can often be treated as musical phrases or patterns, as well. In both cases, digital audio files of these riffs and phrases can be exported to hard-disk recording programs or digital audio sequencers, wherein higher-level song structures can be built from or around these files.

### TB OR NOT TB

Do you recall looking down your nose at the Roland TB-303 because it didn't

play like a real instrument? Do you remember when you decided to sell your Roland TR-808 because you wanted to get a drum machine that made "real" drum sounds? Who knew back then that these devices would become the signature sounds of a whole genre of music or that they would become red-hot commodities that sell for far more than their original retail price? (Of course, that's assuming you can get your hands on either of these instruments!)

Well, in a textbook demonstration of free-market forces at work, a number of companies have been filling the need for readily available, lower-priced alternatives that can emulate the classic TB-303, TR-808, and TR-909 sounds. Some of these new products are hardware-based, such as the Novation Bass

Station, DrumStation, and Super Bass Station. Other companies, however, have developed software versions that play on personal computers. The best known of these analog-emulator programs is *ReBirth RB-338*, created by Propellerhead Software and distributed by Steinberg (see Fig. 3). There are shareware programs, such as D-Lusion's *Rubber Duck* and VAZ, created by Martin Fay, however, that do an excellent job of recreating TB-303 and other analog bass sounds.

All of these programs share several features. First, they were designed to be software emulations of classic analog devices. Second, their screen appearance is similar to the front-panel layout of the hardware device that they emulate. Their mimicry, however, goes

## COMPUTER REQUIREMENTS

What sort of computer do you need to join the soft-synth parade? The obvious answer is the fastest, most powerful computer possible. Realistically, the answer is whatever the system requirements are for the programs you intend to use. For instance, many Windows-based sound-design programs will work just fine on a '486 DX2/66 with 16 MB of RAM, although it will obviously take longer to calculate sounds because of the slow CPU speed. Naturally, a Pentium-based computer will yield quicker results as well as allow you to take greater advantage of the program's features, such as real-time MIDI control over its output.

Users of analog emulator software will definitely need a Pentium-class computer. *ReBirth*, for example, requires at least a Pentium 75 for Windows or a 601-based 66 MHz Macintosh processor (both versions require at least 16 MB of RAM). It is possible to run some shareware analog emulator programs on a '486 DX4/100, but the synth's response to onscreen parameter changes is sluggish at best. More often than not, though, synth response is just downright glitchy on '486-based computers.

Those using virtual synth modules like the *VSC-88* will also need Pentium-class computers, preferably with 32 MB of RAM. Furthermore, as

mentioned earlier, sound quality will depend on computer speed. The minimum requirement for high-quality playback is usually a Pentium 133 with MMX or a Pentium 166 without MMX. Otherwise, the sample-playback rate is reduced to 22 kHz (or even 11 kHz on slower systems), and there is a corresponding reduction in polyphony. Additionally, real-time MIDI input and control may be compromised if you attempt to run virtual synth modules on slower machines.

Similarly, those working with pro real-time synths, such as *Reality* or *Generator*, will need at minimum a Pentium 133 MMX or a Pentium 166 and 24 MB of RAM. However, if you want to be a power user of either of these programs, you may want to upgrade to a Pentium II system. Prices for Pentium IIs are coming down rapidly, and it may be worth getting one to be ready for the next phase of synthesis software development. After all, bringing virtual synths into a real-time desktop-production environment will only be achieved by using very powerful personal computers.

Windows users have to be concerned not only with processor speed but processor type, as well. Not all Windows computers run on Intel processors, and certain processors made by Cyrix or AMD, though less expensive and otherwise fine for run-

ning non-real-time applications, are not suitable for processor-intensive applications, such as synthesis software. Furthermore, some software synthesis programs won't run properly on non-Intel computers. *Reality*, for example, will not work with early Cyrix processors because they do not implement the full Pentium instruction set. Fortunately, most soft-synth applications do work with non-Intel processors, though they will probably run a little slower or with limited polyphony. The bottom line is, if your computer has a non-Intel processor, confirm that a particular soft-synth program will work with it before buying the software.

Other Windows system capabilities may affect overall synthesis software performance, as well. For instance, Pentiums with MMX technology often perform better than Pentiums with the same speed processor but without MMX. Though most synthesis programs don't take advantage of the MMX's enhanced instruction set, the improved architecture and expanded cache should definitely improve performance by as much as ten to twenty percent or better. Also, those users with audio and graphics cards that use DirectX drivers should see an increase in system and software performance in programs that take advantage of these features.

**YOU'VE ALWAYS  
WANTED A CROWN AMP.  
NOW OWNING ONE IS EASIER  
THAN YOU THOUGHT.**

**CROWN CE SERIES.  
THE MOST AFFORDABLE  
CROWN AMPS EVER.**

You know Crown amps—incredible sound, the ultimate in reliability under grueling conditions and the best support in the business. All good reasons why the world's biggest tours travel with Crown in their racks. You also know that Crown amplifiers can set you back a bit more than other amps.

But now, with the introduction of the new CE Series, Crown performance is available at a very affordable price.

Designed and built for professional use, these amplifiers have the heart and soul of what makes every Crown amp great. They're able to handle real 2 ohm loads and run for hours on end under the toughest conditions. And, they're backed by an exclusive Three-Year, Full, No-Fault Warranty.

Compare the CE1000 and CE 2000 head-to-head with the competition and see why Crown is the only serious choice for you. Call us toll-free at 800-342-6939 for your nearest Crown dealer.

2Ω 4Ω 8Ω

CE1000: 560W 450W 275W

CE 2000: 975W 660W 400W

CE1000 Bridged: 1100W 900W

CE 2000 Bridged: 1950W 1320W



**crown**


Guaranteed Excellence

[www.crownaudio.com](http://www.crownaudio.com)

circle #532 on reader service card

World Radio History





beyond mere appearance. As much as possible, these applications provide the same type of pattern-oriented sequencer found on the original hardware devices to program drum patterns or bass lines. Furthermore, they employ the same type of filter controls as the original hardware.

None of these programs can be played like a real-time MIDI instrument but keep in mind that the original instruments they mimic weren't meant to be played that way, either. (You can hear changes to the pattern sequencer in real time, as in the hardware versions.) Nevertheless, unlike their hardware forebears, most analog emulators do have some MIDI capability. For example, all three of the programs mentioned here accept MIDI note input as well as Control Change messages for controlling various parameters. And like others of this type, they also accept MIDI Clock input as a timing reference, so you can play these virtual-analog synths along with sequencing programs or external sequencers.

Running these programs with a digital audio sequencer or a hard-disk recorder is not always possible, although, under some very exacting conditions, you could end up with a self-contained, real-time desktop environment. Naturally, you need a fast computer to use the sequencing, digital audio, and virtual-synth programs simultaneously. You may need to use particular types of hardware and software, as well.

For instance, Power Mac users who want to run *ReBirth* with other music software will need to use Opcode's OMS, which allows you to run MIDI Clock signals from one program to another. Windows users have no standard multiapplication MIDI software devices, but there are utilities such as *Hubi's Loopback Device*, created by Hubert Winkler, and Jamie O'Connell's *MIDI Yoke* that allow multiple MIDI applications to interact in Windows.

Getting the different types of programs to share digital audio resources is trickier. Mac users can use Sound

Manager to mix the audio output of programs that use it. This would allow, for example, *ReBirth* to run in conjunction with a digital audio sequencer, such as Steinberg's *Cubase VST*. You could also use *ReBirth* and send its output to Sound Manager while running a program that uses the Digidesign Audio Engine or Steinberg's Audio Stream In/Out Interface for *Cubase*

*VST*, assuming you have the appropriate hardware and software installed. In this scenario, *ReBirth's* audio output would be sent to the Mac's external outputs while the other digital audio program would use the audio card's outputs.

Windows applications don't normally share audio cards. If you launch two digital audio applications, one of them

## WHAT'S ON THE PLATFORM?

You may have noticed that I've highlighted software for Windows computers while stressing Mac programs less. As it turns out, the majority of the newly developed soft-synth programs have been written for the Windows 95 operating system. That's no slight against the Macintosh platform; indeed, there are a number of Mac shareware programs that we didn't cover. It's simply that the overall trend in the synthesis software market is toward the PC.

Does this mean that the Mac is being shut out of some great software? Unfortunately, in some cases the answer is yes. Though Seer Systems claims that a Mac version of *Reality* is feasible, for instance, there are no plans to move in that direction at this time. Also, Native Instruments' *Generator* is Windows-based and works only with Windows sound cards. According to its developers, however, it appears that this program has a chance of being ported over to the Mac, provided the computer is equipped with a cross-platform PCI audio card.

On the other hand, all is not dark in Appleland. There's still a lot of cool synthesis software available for the Mac, and some new releases, such as *MetaSynth* and *DSPider*, have generated substantial buzz. Furthermore, some developers, such as Propellerhead Software, make the effort to write for both platforms.

There is at least one scenario where platform dependence may become a thing of the past. System developer Be, Inc.'s BeOS operating system for Intel and PowerPC processors is scheduled for release early in 1998. (The BeOS was profiled in the September 1997 "Desktop Musi-

cian" column.) According to company president Jean-Louis Gasée, "Our goal is to meet the needs of customers doing digital content design, no matter what hardware platform they may be using." Having a platform-independent operating system designed for "digital content" is good news for electronic musicians and digital audio/video professionals.

Another advantage of BeOS is that it is not encumbered with backward compatibility issues (at least not yet) because it is an entirely new operating system. As a result, it takes less code to run a BeOS computer, and a BeOS computer will operate much faster and more efficiently. That also means that developers can develop programs easier, thus bringing down software size and costs while increasing program performance. (At least, that's the theory.) The downside is that users will have to decide whether platform independence and increased performance is worth investing in an entirely new round of software.

The good news is that Be is already gathering some developer support for a wide variety of music software. For instance, David Karla's *rack747* is a shareware, BeOS-based TB-303/TR-808 emulator with full MIDI control of parameters and a 16-note MIDI-compatible sequencer. Up to eight "TB-303" modules can run simultaneously and can be controlled from one virtual rack panel. *Objekt-Synth* is a multitimbral, real-time virtual synthesizer like *Reality* and *Generator*, and all its parameters are MIDI and mouse controllable. There are dozens of other programs, as well. I suggest you go to the Be Web site to check it out further.





Visualize

the perfect professional  
recording software

Opcode innovates  
again with a major  
upgrade to the leading  
audio and MIDI  
sequencing software  
Studio Vision Pro

See the whole picture  
[www.opcode.com](http://www.opcode.com)  
650 856 3333

studio  
vision pro 4.0

releasing March 23, 1998

circle #533 on reader service card

World Radio History

# STUDIO I/O™

16 CHANNELS OF DIGITAL I/O  
FOR PC OR MAC



**SONORUS**

Each I/O interface configurable to ADAT® or SPDIF optical  
Full Windows® audio drivers for PC plus Cubase VST™ drivers  
for Macintosh® & PC, so it works with your existing software  
Independent 1/4" stereo monitor/headphone jack  
Real-time stereo sample rate conversion

24-bit audio  
PCI — works in your PC or Mac  
Optical cables included  
Optional STUDIO/O-Sync Backplate for  
sample-accurate punch capabilities

List Price:  
\$989USD

Sonorus, Inc., 111 E. 12th St., NY, NY 10003, USA; Phone: +1-212-253-7700; Fax: +1-212-253-7701; http://www.sonorus.com; info@sonorus.com  
All trademarks are registered by their respective companies. © Sonorus, Inc., 1998



will grab all the audio card's resources, effectively blocking the other program's output. One solution to this problem is to use two sound cards and assign each to a separate application. A related solution is to use a multichannel sound card whose drivers mimic multiple stereo cards in a Windows environment. Set one "stereo" card to one application and the other "stereo" card to the next application. (Some applications won't share MME resources with other programs. In other words, even with two cards, one program will hog all the resources, and the 2-card technique will not work.)

Finally, if all the programs support DirectX 3.0 (and above), if the sound card has a DirectX driver, and if the software uses Microsoft's guidelines on how DirectSound programs should cooperate, you should be able to mix the audio output of multiple audio programs. Unfortunately, unlike "consumer level" cards, few if any pro sound cards use DirectX, so despite Microsoft's best intentions, you might not get the desired results.

As you can see, performing these desktop daredevil feats really requires a lot of computer resources. But what if you have only enough computer power to run the analog-emulator program and little else? Fortunately, the answer is very simple: capture the program's

output to a sound file. All analog emulators have this capacity, and it's easy to export the sound files to digital audio sequencers or multitrack hard-disk recording programs. However, it's also a good idea to save your "synthesizer" setup in the analog emulator's native file format beforehand in case something goes wrong with the real-time audio capture. That way, you'll have a backup of your work. Besides, the native-format backup file is a good reference for recalling certain parameters that don't translate into digital audio files, such as tempo, time signature, and number of measures.

### VIRTUAL PLAYBACK MODULES

Two other hardware sound modules that have been emulated in software are the Roland Sound Canvas series and Yamaha's XG line of sound modules. Sound Canvas technology is the basis for the Roland *Virtual Sound Canvas VSC-55* and the new Edirol *VSC-88ME*. The technology is also used in both the Apple QuickTime and Microsoft Synthesizer, the latter being part of Microsoft's Interactive Music Control. Yamaha's XG has been ported to soft-synth technology in Yamaha's own *S-YXG50* and Innovative Trek Technology's *NovaStation MMX*.

As with their hardware counterparts, sample playback is the sound-generation method of choice for these virtual playback modules. Increasingly, though, physical modeling is being used as an adjunct to sample playback in order to create some more realistic instrumental sounds. For instance, Creative Labs' acclaimed Sound Blaster AWE 64 sound-card package bundles the *Creative WaveSynth/WG*, a soft-

ware synth that includes wave-sample playback as well as waveguide (a type of physical modeling) synthesis. Likewise, Yamaha and Sondius are working together to produce a software version of Yamaha's VL70-m physical-modeling synth, which will work as a stand-alone soft synth or with the *S-YXG50*.

Although virtual playback modules, such as the *VSC-88ME*, are probably the most recognized type of software synths, virtual playback technology has found



FIG. 3: Steinberg's *ReBirth* emulates the classic appearance and sounds of the Roland TB-303 and TR-808. Unlike the original hardware, *ReBirth* responds to a variety of MIDI messages, including MIDI Clock for syncing to sequencers.

# Best Mics on Record



Extra large 1.5 inch hand  
tooled solid brass capsule!

Extra thin 3 micron gold evaporated Mylar  
diaphragm precisely tensioned by hand for  
close matching of capsules, within 1 dB!

Specially developed, custom tooled shock  
absorbing capsule mounting system using  
patented Sorbathane material.

Our unique and specially designed  
dual stage Mu follower circuitry offers  
extremely low distortion specifications  
from the preamplifier section, typically  
less than .03% THD!


Specially made and hand selected Groove  
Tubes 6201M dual triode offers rich tone with  
lowest possible self noise, broad frequency  
response and wide dynamic range.

Specially designed pure nickel core  
Cinomag output transformer hand  
wound by Tom Richenbach offers  
lowest distortion specs possible!

Only high tolerance passive  
components are used in GT's  
unique tube circuitry designs!

Internal polarization voltage  
regulator allows precise  
capsule matching for stereo  
pair applications.

GT's unique sensitivity control allows for capsule  
sensitivity reduction in 10 stepped positions of  
2 dB for a possible 20 dB total reduction, capable  
of recording signals up to 150dB SPL!



## Groove Tubes

12866 Foothill Blvd. • Sylmar, CA 91342  
Tel: 818-361-4500 • Fax: 818-365-9884  
[www.groovetubes.com](http://www.groovetubes.com)  
e-mail: [GrooveTube@AOL.com](mailto:GrooveTube@AOL.com)

Each GT PS2M power supply can  
support any two GT tube microphones  
with 100% isolation. Just one supply  
works for Stereo and/or MS recording!

circle #535 on reader service card

World Radio History



# Software Synths

## on Parade



its way into a variety of applications and situations. This technology is widely used in Internet-browser and Web-development software. If you have Macromedia's *Shockwave*, LiveUpdate's

*Crescendo*, *NetSynth* (codeveloped by Creative Labs and Seer Systems), or Yamaha's *MIDI Plug XG* on your system, then you've got a virtual synth that lets you hear MIDI files either as background music from Web sites or as an online auditioning tool.

Many consumer sound cards also come packaged with software synthesizers. In addition to the Sound Blaster series, both the Addonics Awesome 128 and the Turtle Beach Malibu card, for example, offer virtual-synth technology.

This feature is intended to expand sound capacity or add greater realism to the cards, even if they already have a good-quality set of wavetable sounds in hardware.

Clearly, the new generation of virtual playback modules has better sound quality than the software synths of just a couple of years ago. In fact, I find it amazing just how similar the sound of these virtual modules is when compared with that of their hardware-based counterparts. Of course, to

### WEB SITE-SEEING

To learn more about specific software synthesis programs and related products, take some virtual tours to the following Web sites. Although this list of synthesis software is by no means complete, it is a good starting point for extended exploration. Just follow any links provided by these Web sites and you'll have your own software synthesis program database in no time. Hypertext links to these URLs are available at EM's Web site, [www.emusician.com](http://www.emusician.com).

#### Apple Computer QuickTime (Mac)

[www.quicktime.apple.com](http://www.quicktime.apple.com)

#### Arboretum Systems *MetaSynth* (Mac)

[www.arboretum.com/products/metasynt](http://www.arboretum.com/products/metasynt)

#### Be, Inc. BeOS

[www.be.com](http://www.be.com)

#### Creative Labs *WaveSynth* (Win); *WaveSynth/WG* (Win)

[www.soundblaster.com](http://www.soundblaster.com)

#### Creative Labs and Seer Systems *NetSynth* (Win)

[www.ctlsg.creaf.com/club/connect/music/music.html](http://www.ctlsg.creaf.com/club/connect/music/music.html)

#### Digital Sound Page

[www.xs4all.nl/~rexbo/pc\\_synth.htm](http://www.xs4all.nl/~rexbo/pc_synth.htm)

#### D-Lusion *Rubber Duck*

[www.neurotix.303dim.com/tools.htm#RubDuck086](http://www.neurotix.303dim.com/tools.htm#RubDuck086)

#### Edirol, Inc. *Virtual Sound Canvas* (Win)

[www.edirol.com](http://www.edirol.com)

#### Martin Fay VAZ

[www.cp.umist.ac.uk/users/martin/vaz.html](http://www.cp.umist.ac.uk/users/martin/vaz.html)

#### Harmony Central

[www.harmony-central.com](http://www.harmony-central.com)

#### Hiro's Page *WinGroove* (Win)

[www.cc.rim.or.jp/~hiroki/english](http://www.cc.rim.or.jp/~hiroki/english)

#### Innovative Trek Technology *NovaStation MMX* (Win)

[www.itrek.com/novastn.html](http://www.itrek.com/novastn.html)

#### InVision Interactive *CyberSound VS* (Mac/Win)

[www.cybersound.com](http://www.cybersound.com)

#### David Karla *rack747* (BeOS)

[www.be.com/beware/Audio.html](http://www.be.com/beware/Audio.html)

#### Karnataka Software *Audio Architect* (Win)

[www.audioarchitect.com/main.htm](http://www.audioarchitect.com/main.htm)

#### LiveUpdate *Crescendo*

[www.liveupdate.com/crescendo.html](http://www.liveupdate.com/crescendo.html)

#### Macromedia *Shockwave* (Mac/Win)

[www.macromedia.com/shockwave](http://www.macromedia.com/shockwave)

#### Microsoft, Inc. *Microsoft Synthesizer* (Win)

[microsoft.com/music/Home.htm](http://microsoft.com/music/Home.htm)

#### Native Instruments *Generator* (Win)

[www.native-instruments.de](http://www.native-instruments.de)

#### Objekt *ObjektSynth* (BeOS)

[www.objektsynth.com](http://www.objektsynth.com)

#### Jamie O'Connell *MIDI Yoke*

[www.channel1.com/users/jamieo/jsoft.html](http://www.channel1.com/users/jamieo/jsoft.html)

#### Perceptive Solutions, Ltd. *Making Waves* (Win)

[www.pslnet.demon.co.uk](http://www.pslnet.demon.co.uk)

#### Seer Systems *Reality* (Win)

[www.seersystems.com](http://www.seersystems.com)

#### Staccato Systems *SynthBuilder*

[www.staccatosys.com](http://www.staccatosys.com)

#### Steinberg *ReBirth RB-338* (Mac/Win)

[www.propellerheads.se/products/rebirth15.html](http://www.propellerheads.se/products/rebirth15.html)

#### Jeorg Stelkins *PHYMOD* (Win)

[www.harmony-central.com/Software/Windows/phymod20.html](http://www.harmony-central.com/Software/Windows/phymod20.html)

#### Synoptic Software *Virtual Waves* (Win)

[www.synoptic.net](http://www.synoptic.net)

#### Synth Zone

[www.synthzone.com](http://www.synthzone.com)

#### Yan Terrien and Hameau de Peymian *Synthia*

[www.hitsquad.com/smm/programs/Synthia](http://www.hitsquad.com/smm/programs/Synthia)

#### Virtual Synth Page

[www.users.zetnet.co.uk/white/vsp](http://www.users.zetnet.co.uk/white/vsp)

#### Windows 95 Music Shareware and Freeware

[www.hitsquad.com/smm/edit/win95.html](http://www.hitsquad.com/smm/edit/win95.html)

#### Hubert Winkler *Hubi's Loopback Device*

[www.hitsquad.com/smm/programs/Hubis\\_LoopBack\\_device](http://www.hitsquad.com/smm/programs/Hubis_LoopBack_device)

#### Yamaha Corporation *Yamaha S-YXG50* (Win)

[www.yamaha.co.uk/xg/html](http://www.yamaha.co.uk/xg/html)

# Introducing two new serious synths...

MSRP: \$2099  
Introductory Price \$1549  
Save \$550



MSRP: \$1099  
Introductory Price \$749  
Save \$350

## ...with serious savings for a limited time!

A glance at the spec list of the new N1 and N5 pro synthesizers should tell you we're serious about performance.

And because they're from Korg you know they sound *awesome*.

Over 1700 onboard sounds, 18MB of ROM in the N1 and 12MB in the N5, 64-voice polyphony, dedicated front panel realtime controls, MIDI syncable arpeggiators, 32

part multi-timbrality, 2 dynamic stereo effects processors, built-in computer interfaces, and on and on...

And for a limited time, the introductory prices are more than a



Every N1 and N5 synth is bundled with Mark of the Unicorn's Unisyn N1/N5 and Freestyle LE software—a \$490 value!

deal—they're a steal! So get to

your Korg dealer and play the N1 and N5. You don't want to miss out on this...seriously.

circle #536 on reader service card

# KORG®

You should play it.

**Don't delay!**

**Price offer expires May 31, 1998!**

© 1997 Korg USA, 316 South Service Road, Melville, NY 11747. For the Korg dealer nearest you: (800) 335-0800 • www.korg.com. Technical support: (516) 333-USER

World Radio History



achieve CD-quality sound from a virtual module requires a healthy dose of computer power. And the number of voices that can be simultaneously generated also depends on the percentage of computer resources devoted to the virtual synth module (see Fig. 4). As always, overall system capabilities ultimately determine the level of performance in virtual playback modules.

Despite the amount of computer resources these virtual synths require, they do offer some important advantages. For one thing, the price of the software synth is often one-quarter to one-eighth the cost of the comparable hardware version. Furthermore, adding a virtual synth to your system doesn't require any additional hardware. Although the quality of many sound cards' onboard synthesizers has improved, there are

still cards that sound less than stellar. You might find it easier and more cost effective to use a high-quality virtual synth than try to tweak a substandard sound card's onboard sound set.

It's also great to have a good-sounding synth available when you boot up your computer. This convenience lets you get to work right away on desktop music production and arranging. I like to use a virtual synth with my rhythm editor and my auto-accompaniment software. I also know of an arranger who likes to spot-check scores and arrangements using just his notation software and Apple Quick Time. Inexpensive virtual modules are also cost effective for those who create GM-, GS-, and XG-compatible Standard MIDI Files. Though GM, GS, and XG are standard formats, there are distinct sonic differences between the various

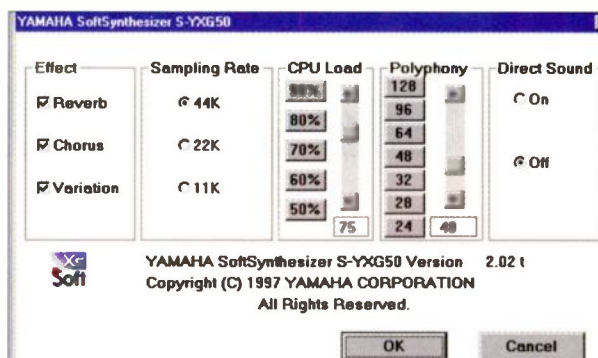


FIG. 4: The control panel of the Yamaha S-YXG50 virtual synthesizer module is where users adjust different parameters to ensure glitch-free playback.

sound modules that employ them. Having virtual versions of common modules lets you customize patch selections or System Exclusive setups according to the types of hardware or software synths employed by the end user.

However, virtual playback modules have several disadvantages. One is the large requirements for computer resources referred to earlier. Another is *lag time*, the delay between the external triggering of a MIDI note and the



## The 20 bit Dry Cleaner for Computer Audio



The computer that energizes your project studio is a terrible place for analog audio signals. It doesn't matter which high powered sound card you choose, it's still locked inside a noisy, RF-plagued box.

By using the ADA1000 external rack mount A/D & D/A converter, you instantly gain at least an extra 10dB of fidelity. 20 bit conversion in both directions produces clean, crisp audio for all your recording, mastering, and archival projects.

**The Lucid ADA1000. Improve your sound without taking your budget to the cleaners.**

Connect an ADA1000 to any of these great digital sound cards:


- PCI24 and NB24 from Lucid
- Audiomedia II and III from Digidesign
- I/O Card-D from Digital Audio Labs
- Multi!Wav Digital PRO from AdB
- WaveCenter by Frontier Design Group
- ZA2 from Zefiro Acoustics
- ... or any other card with AES/EBU or S/P DIF connectors.

# lucid

www.lucidtechnology.com  
tel 425.742.1518 • fax 425.742.0564

Take 10% off your next purchase of selected BASF audio products through June 30, 1998!

# Upgrade Your Recordings



## Step UP

to **BASF** digital media —  
proven to deliver consistently lower  
error rates than any other brand.  
Trust **BASF** — the ultimate digital media

circle #538 on reader service card

**EMTEC** Magnetics



Distributed in North America by EMTEC Pro Media, Inc. US 1-888-265-5551 Canada 1-800-205-0070 or visit our web site at [www.emtec-usa.com](http://www.emtec-usa.com)  
World Radio History



moment the note sounds. Though lag time has been eliminated in some high-end soft synths, it remains a problem with many virtual playback modules. How large a problem it will be depends on a variety of factors, including overall computer power, resource allocation, playback settings, and number of voices being triggered and/or played back.

Finally, virtual synths for the Web aren't of much use to composers creating projects on the desktop. Not only can't they be controlled by your own sequencer or notation program but, like the virtual synths that reside on your desktop, their output can't be captured to disk. Also, Windows-based virtual synths like the Roland and Yamaha modules are often treated as wave devices, which means you can't use them with other digital audio programs simultaneously if you have only one sound card in your system. You need either two cards or a multichannel audio card to hear the playback of both types of output. (And as mentioned earlier, the programs themselves must be willing to share resources.)

## BETTER THAN THE REAL THING

With the release of Seer Systems' *Reality* (followed shortly by Native Instruments' *Generator*), desktop musicians have finally reached the goal of a professional, real-time, multitimbral soft-

ware synthesizer that doesn't rely on hardware. Well, almost no extra hardware. *Reality* only works with certain Sound Blaster-brand cards and the Sound Blaster Vibra 16, which is found in many laptop computers. (The company says it will be supporting other cards in the future.) *Generator* will work with multimedia cards, but it offers best performance using its own card or with Emagic's Audiowerk8 card and a driver optimized for use with *Generator*.

However, these programs are truly real time in all respects. Unlike other virtual synth modules, they exhibit no lag time or glitching of input from external MIDI sources. There is also real-time control over synth parameters: you can tweak sounds as they play, just as you can on a hardware synth. In fact, because of their graphic interfaces, you can probably edit sounds faster than on some hardware synths (see Fig. 5). And as with hardware, you can assign MIDI functions to particular synth parameters so that you can tweak sounds in real time with Control Change messages, too.

Unlike most hardware synths, real-time virtual synths typically employ a variety of synthesis methods simultaneously. For example, *Reality* uses analog (subtractive) synthesis, FM synthesis, sample playback, and various forms of physical modeling. *Generator* is a modular system and offers a large selection of modules that can be wired together for subtractive, FM, wave-shaping, or sample-playback synthesis; simple physical models; or effects algorithms.

Real-time virtual synths differ from hardware synths in another important way. Real-time virtual synths have the capacity to be software expandable. Adding a new form of synthesis is simply a matter of downloading and installing the upgrade. While some recent hardware synthesizers can be updated to include new features, most often these features are upgrades or improvements to the existing operating system. There is usually no fundamental change or addition to the type of synthesis method available in a particular hardware synth.

However, real-time software synths aren't without

their drawbacks. For example, polyphony will vary depending on the hardware constraints of the computer, whereas regular synths don't have that problem. Furthermore, polyphony is affected by the complexity of the synth structure or network in a virtual synth.

Hardware-synth sounds can be easier to edit because the basic synthesis method is already established. All you have to do is edit the parameters of that existing structure. With some real-time virtual synths (and sound-design software, for that matter), you must first "build" the synth before you can edit the established parameters. (*Reality* loads with a preset patch "in memory" that is ready to play.) But then again, designing unique sounds by creating specialized synth structures is the main reason you get into software synthesis in the first place. And there will no doubt be many example patches included with these systems to get you started.

## I'VE GOTTA WEAR SHADES

Let's face it, we desktop musicians are living in pretty good times. We now have powerful sound-design programs, specialized instrument emulators, low-cost, good-sounding virtual synth modules, and real-time, editable, multitimbral software synthesizers. Naturally, more and probably better programs are bound to be on the way soon.

There is also the hint of a possibility that desktop musicians may achieve platform-independence and greater software/hardware performance with an operating system that seems to be tailor-made for desktop music and video production (see the sidebar "What's on the Platform"). Only time will tell on that score, though.

Finally, we have powerful laptop and desktop computers that let us incorporate these instruments into an integrated desktop-production environment, though clearly with limitations. With more powerful computers due to be released in the future, the possibility of total desktop production integration (simultaneous MIDI, digital audio, and software synthesis) is no longer merely a dream but rather an inevitability.

As the song says, "The future's so bright, I've gotta wear shades."

**Zack Price** would like to thank Dennis Miller for his help.

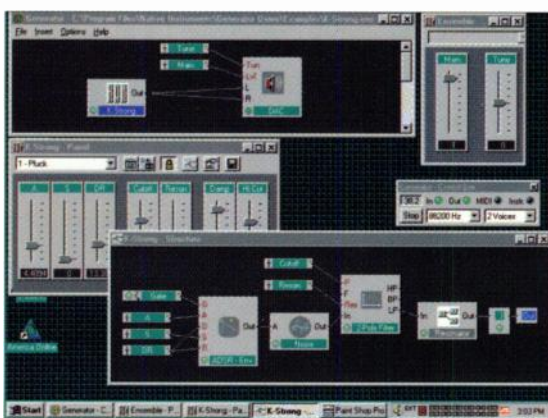


FIG. 5: Real-time software synthesizers like Native Instruments' *Generator* display numerous parameters on the screen simultaneously, making patch editing easy.



Quiet as a ...



Clear as a ...



Easy on the ...



## Introducing TANGO & ZULU: Digital Audio Converters Done Right

There's plenty of great audio software for computers these days, but if you've used an analog sound card you already know the sad truth — high-speed digital computers can really mess up your sensitive analog signals. And if you can't get audio in and out of the computer without adding lots of noise, then why bother? Exactly. Enter Tango and Zulu, from Frontier Design Group.

Eliminate disk drive pops, monitor hum, and video board buzz from your mixes. Tango and Zulu keep the audio converters outside the PC, taming radiated electrical noises. And to eliminate conducted noise, Tango and Zulu are optically isolated and have independent power supplies.

Both Tango and Zulu feature:

- 20-bit delta-sigma converters
- Freq. resp.  $\pm 0.1$ dB, 20Hz-20kHz
- S/N ratio greater than 98dB
- THD+N 0.002% unweighted
- Dynamic range >98dB A-weighted

These pro-quality A/D and D/A audio converters start at just \$598 and come with our 30-day money-back guarantee. And overnight delivery is available, too! *Be sure to ask about special pricing for bundled products!*

**adat**  
OPTICAL

The world's most popular multichannel digital audio I/O format provides instant compatibility with a multitude of digital tape machines, mixers, signal processors, and of course WaveCenter, our own digital I/O card for the PC. Up to 33-foot cables available!

starts at  
**\$698**

- +4dBu or -10dBV levels, selectable per channel
- balanced audio I/O on professional ¼" TRS jacks
- 8 outputs and 0, 4, or 8 inputs (upgrade kits available)
- level meters selectable to inputs or outputs
- internal (44.1 or 48kHz) or external clock selection
- word clock in/out • ADAT optical in/thru/out
- rugged 1U rackmount enclosure



only  
**\$598**



- -10dBV on pro-grade ¼" jacks • 4 inputs, 8 outputs
- input level indicators • ADAT optical in/out
- compact half-rackspace enclosure

### WaveCenter™

Our acclaimed multichannel digital I/O card with ADAT optical, SPDIF and MIDI interfaces for Windows 95 & NT PCs (DA-88 solutions also available) ~~\$598~~

now **\$498**



30-day money-back  
GUARANTEE



To order or find out more

**800•928•3236**


603•448•6283 outside the USA

<http://www.FrontierDesign.com>


**FRONTIER**  
DESIGN  
GROUP

Tango, Zulu and WaveCenter are trademarks of Frontier Design Group, LLC. All other trademarks and registered trademarks are the property of their respective holders.

# THE GOOD STUFF.



Professionals rely on industry-standard tools from Whirlwind to protect each performance and recording from the frustrating failures and poor sonic results of second-rate components. Built to provide consistent superb results through years of tough use, these products are what sound specialists buy when they can buy what they want — *the good stuff.*



The **Hot Box™** is Whirlwind's top-of-the-line DI for sending your pure guitar sound direct to the mixer. The ultra-high input impedance, super-wide bandwidth and vanishingly low noise mean you won't find better sonic performance anywhere.

The **MD-1™** is a battery powered studio-quality mic preamp with a transformer isolated line driver output and a built-in headphone monitor. The heavy steel box, 18V phantom power and transformer isolation make it a favorite with sports broadcasters.



The **Director®** is a premium quality DI box with an input select for instrument or amp/preamp, a ground lift switch, and a filter to roll off amp noise.

The **MicPower®** is a convenient portable phantom power supply that operates from two standard 9V batteries to power condenser mics.



High Performance **PM Tubes®** are manufactured for Whirlwind using the latest techniques and specialty metals. If you own a tube amp or effects device, listen to the difference these tubes will make.



The **IMP® 2** brings a high-quality DI to musicians on a budget. Rugged, good sounding, with a ground-lift switch.

The **Mic Eliminator®** is a specialty DI that takes your direct guitar, amp, or preamp signal, and adds the clean sound of a classic SM57 + Jensen 12" mic + speaker setup for that famous "miked" sound without the mic.




The **Qbox®** is an all-in-one battery powered audio line tester. It includes a built-in mic, speaker, tone generator, headphone amp, and voltage detect LEDs for verifying phantom or intercom power.



The **Selector®** switches one instrument to two inputs or two instruments to one input using a patented totally silent Whirlwind switching circuit.

The **Tester** is the industry's favorite continuity tester, detecting shorts, opens, or cross-wiring on cables with virtually any combination of XLR, 1/4", and RCA phono connectors.



# whirlwind™

99 Ling Rd. • Rochester • NY • 94549 • TOLL FREE 888.733.4396 • FAX 716.865.8930 • <http://www.WhirlwindUSA.com>

circle #540 on reader service card

World Radio History

JAM #6, April 1998

A special editorial supplement  
to Electronic Musician

# JAM

the EM Guide to Gigging



## Limber up!

Routines that get  
you ready for action

## UP AGAINST MURPHY'S LAW OF P.A. SYSTEMS



VR pioneer  
Jaron Lanier,  
apostle of ethnotech

# set List

## OPENER

Meanwhile, out in the bullpen, a reliever is warming up. PAGE 88.

## VOX

### **Singer's Tune-Up**

A 4-step warm-up routine for the most sensitive instrument of all. PAGE 90.

## RIFFS

### **Six-String Stretching**

Warming up properly beats dying penniless and insane. PAGE 94.

## KEYS

### **Get Ready for Action—Weighted or Not.**

Keyboard routines for mind and body. PAGE 100.

## BOTTOM

### **Bassline Routine**

Be prepared with these killer exercises for bass. PAGE 106.

## BANG

### **There Is Power in the Blood**

Tools and techniques for an unbeatable pregig warm-up. PAGE 112.

## TECH

### **No Secrets in Cyberspace**

VR pioneer Jaron Lanier ascends into new musical spaces. PAGE 114.

## HOUSE

### **Breaking Murphy's Law**


How to cope with inevitable sound-system tragedies. PAGE 118.

---

Original Art Design Linda Birch

Cover and Set List photos  
of Celine Dion Steve Jennings

# PERFECT POWER.



## 4 AMPS THAT ARE AS SPECIALIZED AS YOUR SPEAKERS.

If all speakers were identical then maybe you would need only one type of amplifier. However, today's sound systems are comprised of complex multi-way speakers using high-power subwoofers, horn-loaded mid-ranges, and high-frequency compression drivers. Our four newest PowerLight™ amplifiers are designed to give each one of these speakers the right power for peak performance. So stop by a dealer near you for some ideas on how you might power your system, perfectly.

"HEAR THE POWER OF TECHNOLOGY"

Model	8Ω	4Ω	2Ω*
1.0HV	300	500	NR
1.5X	200	325	500
1.6HVX	300	450	NR
2.4MB	1000	1550	2400

\*1KHz, 1% THD

### PowerLight® 1.0HV

The PowerLight 1.0HV use a high voltage power supply to deliver 300 watts/channel at 8 ohms and 500 watts per channel at 4 ohms. Employing an ultra-low distortion Class AB output circuit (0.01% THD typical), it is ideal for powering midrange and high frequency drivers, studio monitors, and other critical sound system applications.

### PowerLight® 1.5X & 1.6HVX

Tailor made for bi-amping your monitors or your mains, the PowerLight 1.5X and the PowerLight 1.6HVX offer a high-power channel with a high-efficiency Class H output circuit to power low frequencies, paired with a medium-power channel with an ultra low-distortion Class AB circuit to power high-frequencies channel. Built-in crossovers can also be added.

### PowerLight® 2.4MB

The PowerLight 2.4MB mono-block is a single channel amplifier that delivers 2,400 watts at 2 ohms while operating from a single 15 amp 120v AC circuit. It is ideal for driving multiple sub-woofers (up to 600 watts each to four eight-ohm drivers) as well as allowing an odd number of amplifier channels to be configured in a system.

"PowerLight", "PowerWave" and "Hear the Power of Technology" are trademarks of QSC Audio Products, Inc. "QSC" and the QSC logo are registered with the U.S. Patent and Trademark Office. PowerLight Patents Pending. QSC Audio Products, Inc., 1475 MacArthur Blvd., Costa Mesa, CA 92626, USA



World Radio History



www.qscaudio.com

circle #541 on reader service card

# Opener

THE TRUTH IS, I WAS NEVER A BOY SCOUT. In fact, I was a Cub Scout dropout, and it didn't take me long to bail out of that pillar of the establishment. But even though I was not formally trained to follow the Boy Scout motto, I nevertheless believe in being prepared, especially when it comes to rehearsing and performing.

In the years when I was touring as a keyboardist and singer, the toughest part of preparing for the gig was not learning the material, nor was it configuring and repairing the gear. It wasn't loading in and setting up during a blizzard in below-zero degree weather, evading the drunks, keeping the drummer from punching out local wiseguys, or dealing with band squabbles.

No, the hardest part was getting a chance to warm up properly. After all, nobody wants to hear you singing arpeggios, and it's pretty rare to have a piano in an isolated practice room. In short, nobody makes it easy for the musicians to get ready. We're supposed to be born ready.

So I often strained my voice trying to take it easy, using the first set as a warm-up. Warming up on keyboards was a bit easier, assuming I was using electric or electronic keyboards. I simply climbed on stage with the lights out, plugged in my headphones, and played Hanon exercises in the dark.

What I needed was some guidance of the sort you now have in this issue of *JAM*, which provides several systems for warming up. As with many issues of *JAM*, you would be wise to read *all* of the columns, not just the ones that are about your principal instrument, because each author has something different to contribute. This will help you and your bandmates down the line. And in the music business, you need all the help you can get.

Speaking of warming up and needing help, *JAM* has been getting warmed up lately too, now that we're publishing it every other month. It's going to warm up quite a bit more in the next few issues as we gradually add features, new-product coverage, and more. In fact, producing *JAM* has become so demanding that we have decided to bring in some more editorial help.

To this end, regular *JAM* contributor Glenn Letsch has agreed to join the team as an associate editor. His mission is to bring in new ideas, recruit new authors, and help us to create articles that will take *JAM* to the next level.

If you have read *JAM* recently, you are familiar with Glenn's work as author of our "Bottom" column. In that case, you probably have figured out by now that he really knows his stuff when it comes to performing live. And he darn well *should* know his stuff; he has played bass for numerous major acts, including stints with Montrose and Edgar Winter and a decade with Robin Trower. He also is a respected teacher and has written numerous articles for **EM** and other publications. So when Glenn advises you how to handle yourself in a band, on stage and off, I suggest you listen up!



# INTRODUCING THE MACKIE D8-B. DIGITAL MIXING DEFINED.



The most powerful, intuitive, creative digital console ever offered at any price. Twenty-four-bit definition. The superb sound quality and intuitive interface that Mackie's famous for. Expandable with cards and software plug-ins. The Digital 8-Bus. Well worth the wait.



Woodville, WA, USA  
Phone 800/898-3211  
[www.mackie.com](http://www.mackie.com)

Proudly made in Woodville, USA by certified Mackies

© 1998 Mackie Designs. All rights reserved. MACKIE and the Running Man figure are registered trademarks of Mackie Designs Inc.

circle #542 on reader service card

# Vox

BY JOANNA CAZDEN

## Singer's Tune-Up

THE SINGING VOICE is often considered to be the most sensitive and expressive instrument of music. It offers a wide dynamic range, a "fretless" flexibility of pitch, and a nearly infinite variety of tone colors. However, its sensitivity presents several challenges that must be addressed when warming up for a gig.

First, the voice is located entirely within the body, and its muscles are under far less conscious control than, say, the hands and fingers. Second, because singing seems so instinctive, even the most experienced performers might feel exempt from—or even fear—the care and discipline they routinely devote to other instruments.

As a result, warming up the voice is a different experience than the typical instrumental routine of opening the case, setting the instrument up, plugging it in, and limbering up your fingers. But it's no less important to your performance or to your longevity as a working musician.

The warm-up sequence I recommend for singers includes four basic steps: (1) focusing the mind; (2) warming and loosening the body; (3) strengthening the breath; and (4) developing the tone and pitch range. This might sound like a lot of things to handle, but the procedure is simple and efficient once you learn how.

**Find your focus.** The first step corresponds to the moment you lift the lid of the guitar case or first unpack your keyboard. To "open" your voice, you must turn your mind inward toward your body and emotions. This is best done by finding a place where you can concentrate; a restroom, hallway, or spare office will do if you don't have an actual dressing room. Bring some water, juice, or tea with you.

Now do a quick internal check-in. Have you had a good day or a stressful one? Try to notice, label, and then set aside any mental distractions so you can concentrate on the task at hand. This process is what actors call "returning to neutral," and it will help you develop vocal awareness and project a strong stage presence.

**Get physical.** Next, do a few minutes of light aerobics to increase blood circulation and energy. This can be as easy as marching in place or lifting and lowering your arms like the top half of a "jumping jack." You can also use warm-up exercises you might have learned in sports, dance, or martial arts.

After three to five minutes, stop and do some basic stretching. Circle your head, shoulders, and hips for flexibility. Yawn deeply a few times, and shake out your arms and legs to help get rid of tension.

**Catch your breath.** Now that you're mentally tuned in and physically warm, begin to pay attention to your breathing. After all, this is the power supply for your voice.

Keep your neck long (as if it were being pulled up by your ears), your ribcage expanded, and your shoulders low as you inhale silently into the area around your waist. Exhale slowly, with



Celine Dion is known for taking great care of her voice, including a thorough warm-up.



**SENNHEISER**  
*defining sound*



*We've been listening to you.  
We've heard what you said.*

## Now come and hear the results.

Welcome to a dynamic revolution. Sennheiser's Evolution Series introduces completely new standards of microphone performance at remarkably affordable prices.

Meeting every possible requirement – from vocals to acoustic instruments, percussion and instrument amplification – the Evolution Series has been created after extensive research into the needs of today's musician. These remarkable microphones represent our state-of-the-art response to your explicit demands for superior performance, reliability and value. Evolution combines Sennheiser's immense experience in microphone design with the latest advances in manufacturing and material technologies.

- ⓔ Amazing SPL in excess of 150dB on all models.
- ⓔ Outstanding feedback rejection.
- ⓔ Advanced shock-mount design minimizes handling noise.
- ⓔ Rugged road-proof construction.
- ⓔ Designed and built in Germany.

*...and they sound great!*

Dynamic microphones will never be the same. Visit your Sennheiser dealer and experience the Evolution revolution.

**evolution**  
*The Microphone Series*

**Sennheiser Electronic Corporation**, 1 Enterprise Drive, PO Box 987, Old Lyme, CT 06371. Tel: 860-434-9190. Fax: 860-434-1759. Web: <http://www.sennheiserusa.com>  
**Sennheiser Mexico**: Av. Xola 613, PH6, Col. Del Valle 03100, Mexico, DF. Tel: (525) 639-0956. Fax: (525) 639-9482. **Sennheiser Canada**: 221 Labrosse Ave, Ste-Claire, PQ H9R 1A3. Tel: 514-426-3019. Fax: 514-426-3953.  
 Manufacturing Plant: AM Labor 1, 30900 Wedemark, Germany

circle #543 on reader service card

Windows is a registered trademark of Microsoft Corporation. All other trademarks are property of their respective holders.

circle #545 on reader service card

BY MATT BLACKETT

## Six-String Stretching

PLAYING GUITAR IS NOT A COMPETITION; it's not a sport. It is, however, a very demanding physical, mental, and emotional exercise. In that regard, we can learn a lot from our friends in competitive sports. We all know that a world-class sprinter would never hit

the track without properly warming up and stretching. So why do we world-class guitarists think we can get away with hitting the stage cold? I will admit I am not a huge fanatic when it comes to warming up, and I am not suggesting that career-ending injuries will result if you don't. But I can only say that I have never regretted warming up; I have only regretted not warming up.

So give it a try. It might just make all the difference between a good performance and a bad one.

### Nonmusical stuff.

Drink water all day. I know that sounds like a vocal tip, but it's just as important for guitarists. Trust me. Dehydration can lead to tendon problems and other illnesses that will ruin your gig. Coffee and alcohol only make it worse, so slam water all day, not just on stage. This is an easy one, folks. Do it.

**Eat well—another no-brainer.** Granted, this article is about taking care of our hands so they won't conk out on the gig, but don't let the rest of your body conk out either. If you're running late and have to skip a meal, bring a few sports bars in your gig bag. They can be lifesavers. You can munch them in no time (always with lots of water), and they'll keep you going until you can have a nice, healthy fast-food meal at 2:00 A.M.

**Stretch your whole body.** This step might not seem important for a quiet little guitar/flute duet, but a 4-hour bar gig is another story. If you don't take care of the big muscles, you won't be able to rely on the small ones, including the ones that control the tendons and ligaments in your hands. Jesse Tobias, who plays guitar in Alanis Morissette's touring band, does a whole series of stretching exercises before every show. Some basic ones include touching your toes, stretching your arms above your head and behind your back, and rotating your head and wrists gently. Plenty of these can be done while you're waiting on a sound check or a beer—I mean water. Ask anyone who has studied dance, yoga, or martial arts to show you a few stretches.

**Musical stuff.** Start warming up slowly. No matter what you play, do it slowly. Don't start burning right away. I prefer chord exercises to scales initially, as do pros like Steve Lukather, but the rule applies to both. Also, start high and then go low. Because the frets are closer together higher up the neck, you don't have to spread your fingers as far.

**Use a light touch.** Anything can be a warm-up exercise if you do it slowly and with a light touch. Lots of injuries result from squeezing too hard and slamming your fingertips into the fingerboard. If

Pros like Steve Lukather love to warm up using chordal exercises.



WANT TO BREATHE SOME FIRE  
INTO YOUR MUSIC?

GET READY FOR FIREWORK!  
THE EXPLOSIVE NEW  
STUDIO EFFECTS PROCESSOR  
FROM TC ELECTRONIC  
- THE MOST RADICAL YOU'VE  
EVER HEARD

TURN UP THE

# HEAT

# FIREWORX

#### SPARK CREATIVITY

Experience the limits of your imagination. Shape the sound. Give it personality. Control it. Celebrate the discovery of an all-new kind of effects processor!

#### SIZZLING EFFECTS

Set your sound apart from the rest of the crowd with extreme multi-effects: Vocoder, Ring Modulator, Digital Cruncher, Resonator, Pitch Shifter, Fractal Noise Generator, Distortion, Reverse Delays, and more... - all packed up and ready to explode!

#### AUDIO PYROTECHNICS

Create an infinite number of effects for any style of music or sound design: Endless routing possibilities with more than eight internal and nine external modifiers.

#### BLAZING DIGITAL TECHNOLOGY

24 bit AD- & DA-converters, AES/EBU, SPDIF and ADAT™ I/O's are all brought together through TC's cutting edge DARC3™-chip technology.

**t.c. electronic**  
ULTIMATE SOUND MACHINE

TC ELECTRONIC INC., 790-H HAMPSHIRE ROAD, WESTLAKE VILLAGE, CA 91361, USA · PHONE: (805) 373 1828 · FAX: (805) 379 2648

EMAIL: INFO@TCELECTRONIC.COM · HTTP://WWW.TCELECTRONIC.COM/FIREWORX

TC ELECTRONIC A/S, SINDALSVEJ 34, DK-8240 RISSKOV, DENMARK · PHONE: + 45 8621 7599 · FAX: + 45 8621 7598

circle #546 on reader service card

World Radio History

## FBX-SOLO FEEDBACK EXTERMINATOR®

NEW VERSIONS,  
SAME LOW PRICE!

Ben Schultz  
Barefoot Servants  
Ben Schultz Band

# The only feedback I hear is how good I sound.

### All this gain, right next to the speakers, & no feedback!

There's no room for feedback when Ben Schultz performs on the road or in the studio with Barefoot Servants. He uses the Sabine FBX-SOLO Feedback Exterminator® to kill feedback on his vocals & guitar, without compromising the tonal quality demanded by a world-class performer.

"Before I got the FBX-SOLO, it was a constant struggle to get my acoustic guitar and dobro loud enough without feeding back. Now with the SOLO I get plenty of gain –

**NEW 20-BIT DIGITAL, 8 FBX FILTERS**  
cleaner sound, even more gain

enough to cut through the rest of the band, with crystal clear sound and no feedback. The SOLO is the only solution that works in every acoustic system I use. It's totally transparent."

The powerful and accurate FBX-SOLO kills feedback in setup and curing the show – it's the only feedback controller that does both!

Use the SL-820 for guitars or mixer insert points, and use the SM-820 for balanced microphones. Setup is so easy it takes less than a minute. And your monitors will be so loud you may actually have to turn them down!

"I won't do a gig without the FBX-SOLO," says Ben. Try it and you won't either. Get the latest version of the patented FBX-Feedback Exterminator: **The FBX-SOLO.**

**We kill the feedback,  
not your sound.**

**SABINE®**  
ADAPTIVE AUDIO

**MADE IN USA**  
Aachua, FL 32615 USA  
Tel: (904)418-2000  
Fax: (904)418-2001  
Fax-Back Product Info:  
(904)418-2002  
[www.sabineinc.com](http://www.sabineinc.com)

\*FBX and FBX Feedback Exterminator are registered trademarks of Sabine, Inc., and are the brand names of its line of automatic feedback controllers. Covered by U.S. Patent No. 5,285,665, Australian Patent No. 653,736, and Canadian Patent No. 2,066,624-2. Other patents pending.

you're aware of this when you warm up, you'll be more aware of it on the gig. After playing some chords and scales, I've had great success playing very simple patterns without using my first finger. This is the musical equivalent of swinging two bats before you're up in baseball. Play with only your weakest fingers for a couple minutes, and when you go back to using your first finger, it will seem so easy you'll feel like Superman. Your first finger always works; it's your pinky you can't count on.

Let's try a few specific exercises. With your last three fingers, grab a C major triad at the twelfth position on the three highest strings. You should now have your second finger on a G (twelfth fret, G string), your third finger on an E (twelfth fret, E string), and your pinky on a C (thirteenth fret, B string). Walk down a C chord scale on these three strings without using your first finger.

Your next move is to a B diminished triad at the tenth position (F, B, and D, low to high) and then to an A minor at the eighth fret, G7 at the seventh fret, etc. When you get to C major at the first position, you can go back up, or you can apply this same "last three fingers" concept to scales and arpeggios.

Simple blues licks can prove pretty challenging with this method. So, at the risk of repeating myself, *take it slow*. You're doing these warm-ups so that you *don't* hurt yourself. These pinky isolators are best attempted after you've done some simple chording to wake your hands up. When done correctly, they can be great for building accuracy and dexterity, not to mention your confidence.

**Warm up (literally).** No one can play with cold hands. To combat this problem, classical star Liona Boyd keeps a hot water bottle with her at gigs. Those camping hand warmers do a great job, too. Keep something like this handy (pun intended) for outdoor gigs or anytime cold hands are an issue.

This all probably sounds like a big hassle. Well, playing poorly, hurting your hands, ruining a gig, getting fired, and dying penniless and insane are bigger hassles. (I may be overstating this.) On the other hand, you have to be realistic about warming up: if it takes too long, you'll never do it. You can do minor stretching and chording in less than ten minutes. Whatever you do, don't cram in a bunch of fast exercises because you're pressed for time. That defeats the whole purpose. Pick a couple and do them right. A full warm-up is an all-day affair, but most of this is just common sense. Take care of your hands and your hands will take care of business. ♦

circle #547 on reader service card

# How did Chris Andromidas make it to The Galapagos?



His scores have graced over 350 movies and tv shows, adding texture and romance to places as remote as The Galapagos and as bizarre as The Catacombs. Yet Chris Andromidas rarely leaves his home to record. And the microphone he depends on most often is the CAD E-200. "On my latest Discovery series, "Invisible Places", I recorded everything from french accordion to Armstrongesque muted trumpet to renaissance lute, I found the E-200 to be remarkably accurate."

So no matter where your music takes you, take along an E-200 from CAD. You'll get the sound you want, naturally.



Equitek E-200



P.O. Box 120 Conneaut, Ohio 44030 (216) 593-1111 Fax (216) 593-5395 E-mail salesdept@ASTATIC.com

Export Representative

M.M.S., Inc. P.O. Box 210065 Nashville, TN 37221 (615) 673-1100 Fax (615) 673-0995 E-mail MMSIncl@IX.netcom.com

circle #548 on reader service card

World Radio History

Win

The  
**Electronic Musician**  
JAM session  
**Gear Giveaway!**

**JBL**

PROFESSIONAL

**whirlwind**

**t.c. electronic**

**SABINE**

**SENNHEISER**

ALLEN  
&  
HEATH



# Enter today to win this outstanding collection of live sound gear worth over **\$21,892.90!**

2-JBL SR4733A	Two-Way Sound Reinforcement System	\$4,392.00
2-JBL SR4719A	Subwoofer/Bass System	\$3,726.00
1-JBL MPX1200	Stereo Power Amp	\$2,418.00
1-JBL MPX600	Stereo Power Amp	\$1,428.00
1-JBL M552	Electronic Crossover	\$538.00
1-Allen & Heath	GL3300 Mixing Console	\$2,598.00
1-Allen & Heath	Meter Bridge	\$749.00
1-T.C. Electronic	G-Force Signal Processor	\$1,795.00
3-Sennheiser E835	Evolution Series Microphones	\$477.00
1-Sabine Solo SM820	FBX Feedback Exterminator	\$349.95
1-Sabine Solo SL820	FBX Feedback Exterminator	\$329.95
1-Whirlwind Snake	24 x 8 100 Foot Snake	\$695.00
<b>Total</b>		<b>\$21,892.90</b>

## OFFICIAL RULES

- NO PURCHASE NECESSARY
- Sweepstakes will be open to residents of the United States ages 21 and older. Employees of Intertec Publishing and the participating manufacturers, their respective subsidiaries, affiliates, advertising and promotion agencies and their family/household members are not eligible to enter.
- Enter by filling out an official entry form available in this issue or by providing your name and address on a 3x5 card. Send your entry form to Electronic Musician's Jam Session Gear Giveaway, P.O. Box 41525, Nashville, TN 37204. Entries must be received by July 15, 1998. Multiple entries are permitted. No more than one entry per envelope can be submitted. Intertec Publishing and the participating manufacturers shall not be responsible for lost, late, mutilated or misdirected mail. Entry forms or requests that are printed by machine, mechanically reproduced, tampered with, illegible or incomplete are not eligible.
- The prize winner will be selected by random drawing from all entries on or about July 15, 1998. The drawing will take place under the supervision of Intertec Publishing. Participants agree to be bound by these rules and the decision of the judges, whose decisions are final. Odds of winning will be determined by the total number of entries received. The winner will be notified within 14 days of the drawing. To obtain a list of winners, send a self-addressed, stamped envelope, after July 31, 1998 to Electronic Musician's Jam Session Gear Giveaway, P.O. Box 8845, Emeryville, CA 94662.
- The winner receives:  
JBL SR4733A Two-way sound reinforcement system, \$4,392.00, JBL SR4719A Subwoofer/Bass system, \$3,726.00, JBL MPX600 Power amp, \$1,428.00, JBL MPX1200 Power amp, \$2,418.00, JBL M552 Electronic crossover, \$538.00, 3 Sennheiser E835 Evolution series microphones, \$477.00, T.C. Electronic G-Force Signal Processor, \$1,795.00, Allen & Heath GL3300 Mixing console, \$4,995.00, Allen & Heath Meter bridge, \$749.00, Sabine Solo SM 820 Feedback exterminator, \$349.95, Sabine Solo SL 820 Feedback exterminator, \$329.95, Whirlwind 24 x 8 100' Snake, \$695.00, Total Value, \$21,892.90. Intertec Publishing and participating manufacturers make no warranties with regard to the prizes. Prizes are not transferable. No substitutions of prizes allowed by winner, but Intertec Publishing and participating manufacturers reserve the right to substitute a prize of equal or greater value. Prizes are not redeemable by winner for cash value.
- All entries and requests become the property of Intertec Publishing and participating manufacturers and will not be acknowledged or returned.
- The winner will be required to execute an affidavit of eligibility, compliance with contest rules and release of liability. All taxes on prizes are solely the responsibility of the winners.
- All entrants release Intertec Publishing and participating manufacturers, their respective affiliates, subsidiaries, directors, officers, employees, and agents, and all others associated with the development and execution of this sweepstakes from any and all liability from injury, loss or damage of any kind resulting from participation in this promotion or acceptance or use of any prize.
- Prizes must be claimed within 21 days of notification. Failure to execute and return any requested document within 21 days of postmark, or return of notification or prize as undeliverable may result in forfeiture of prize. An alternative winner will be selected. All reasonable effort will be made to contact the winner.
- Void where prohibited or restricted by law. All federal, state, and local laws and regulations apply.

**All entries must be  
received by July 15, 1998!  
To enter, fill out and  
return the attached card  
or coupon below.**

Yes, enter me in **Electronic Musician's JAM session Gear Giveaway** and start/renew my subscription to *Electronic Musician* for only \$23.95 for 12 issues — a savings of over 55% off the newsstand price.

No, I don't want to start/renew my subscription. Just enter my name in the Gear Giveaway.

Bill Me       Payment Enclosed

Name: \_\_\_\_\_

Address: \_\_\_\_\_

City, State, Zip: \_\_\_\_\_

Basic annual U.S. subscription rate is \$36.00. Offer good only in the U.S. Please allow 4-6 weeks for delivery for the first issue. Canada: \$34.95; all other foreign: \$65.00 for one year. U.S. funds, prepaid only. Single copy rate for 12 issues is \$59.40.

Please send to **Electronic Musician's JAM SESSION GEAR GIVEAWAY**,  
P.O. Box 41525, Nashville, TN 37204.  
B80415

# keys

BY SAM MOLINEAUX

## Ready for Action—Weighted or Not

HOW MANY TIMES HAVE YOU sat down at your keyboard and gone straight into a song, only to find that your fingers aren't doing what your brain is telling them to? Maybe you haven't practiced in a few days, or your mind is occupied with other things. During or after your practice session, do you experience tension in your shoulders, arms, or back? Or perhaps you've strained a

muscle or tendon at some point from not paying sufficient attention to the needs or limitations of your body.

Whatever the reason, it's a rare player who can jump straight in and give a great rendition without some form of physical or mental preparation, especially in a gig situation, where factors such as pressure and nerves come into play.

**The causes of strain.** For a keyboard player, the type of instrument you play can affect how likely you are to push yourself past your physical limit. A piano or a weighted MIDI keyboard are the prime offenders because they demand a great deal of physical strength and dexterity to produce the dynamic range of which they're ultimately capable.

"I sometimes use a Yamaha KX88, which is a weighted controller, and I find that if I haven't been practicing on that for a while, it can cause considerable strain in my arms and fingers," remarks Kiki Ebsen, singer-songwriter and keyboardist with a host of touring acts, including Tracy Chapman, Michael McDonald, Peter Cetera, Christopher Cross, and Al Jarreau. "If it's more of a rock kind of gig where there's lots of pounding, I would definitely recommend warming up on the instrument as much as you can."

"I get more strain from playing the piano; it's just more of a physical workout," says Larry Goldings, a jazz organist and pianist touring with guitarist John Scofield this summer. "I also have problems in situations where there aren't enough monitors, and I might be struggling to hear myself. You end up compensating by playing harder, which can put a lot of strain on your hands, arms, and back."

Pianist Larry Goldings does five to ten minutes of yoga before he takes the stage.



## HOW THE PEAVEY KB/A 30™ MEASURES UP TO OTHER SMALL, POWERFUL DEVICES



**KB/A™ 30**

- ✓ Portable
- ✓ Lightweight
- ✓ Single handle
- ✓ Lots of power in a small package
- ✓ Easy to operate
- ✓ Gets everyone's attention
- ✓ Very loud (May cause ear damage)
- ✓ Blows away an entire room
- ✓ Earth-shattering low end
- Makes a very big hole in the ground



**Hand grenade**

- ✓ Portable
- ✓ Lightweight
- ✓ Single handle
- ✓ Lots of power in a small package
- ✓ Easy to operate
- ✓ Gets everyone's attention
- ✓ Very loud (May cause ear damage)
- ✓ Blows away an entire room
- ✓ Earth-shattering low end
- ✓ Makes a very big hole in the ground

WELL, NINE OUT OF TEN AIN'T BAD

WE WON'T WASTE YOUR TIME BRAGGING ABOUT THE KB/A™ 30. JUST PAY A VISIT TO YOUR LOCAL PEAVEY DEALER AND PLAY THROUGH ONE. IT'LL BLOW YOU AWAY! AND WITHOUT ALL THAT MESSY SHRAPNEL.

### DARE TO COMPARE

COMPACT SIZE AND LIGHTWEIGHT DESIGN

FERROFLUID-FILLED TWEETER DIAPHRAGM FOR ACCURATE HIGHS

COAXIAL SPEAKER SYSTEM

SEALED ENCLOSURE FOR TERRIFIC BASS

XLR BALANCED MIC INPUT ON CHANNEL 1

THREE INPUT CHANNELS PLUS MONITOR INPUT

BIAMPLIFIED FOR GREATER OUTPUT

XLR BALANCED LINE OUT

EFFECTS LOOP

HEADPHONE JACK

circle #553 on reader service card

Goldings's latter point is worth highlighting because it is the bane of so many keyboardists. Make sure you can hear yourself properly in the monitors when possible, and whether you can hear yourself or not, don't play harder to overcome stage volume. This requires mental and physical discipline, but it is extremely important.

**Proper posture.** Relaxation is critical. Physical strain can occur as a result of not being sufficiently relaxed, causing tension in the upper body that can manifest itself in a range of assorted aches and pains.

"Sometimes I've had a lot of pain in

my arms that I could have avoided by just concentrating more on how I was sitting and by realizing that I was a lot more tense than I was conscious of," admits Goldings. "If you notice that your shoulders are up and you're tensing up a lot, you need to spend some time before the gig relaxing and mentally preparing yourself."

David Garfield, popular L.A. keyboardist and member of the all-star Los Lobotomys, whose most recent live appearances have included opening for Boz Scaggs and Steve Lukather, also admits to having strained his body through not

paying enough attention to his posture and movement. In fact, one time after a practice session, he injured a tendon in his arm by merely trying to grab a water bottle that was just out of his reach. Following that experience, Garfield took lessons on positioning and posture at the keyboard. He learned how to play with far less force, thus reducing any potential strain on the forearms.

"There's a theory of leaning, based on three different positions at the keyboard. You lean to your left, middle, and right depending on where on the keyboard you're playing. It sounds obvious, but a keyboard player's instinct is to play from top to bottom. This way, you think more about horizontal movement," says Garfield. "I studied with Phil Cohen, a teacher from Montreal, and he gave me a series of glissandi to do on a piano to practice leaning. For example, there's one you can do with your palm down and all four fingers together, with your thumb curled up. It seems awkward to do at first, but it's very useful to get you to move from side to side and to get a lightness on the keys. I use this particular exercise with both hands to warm myself up on the instrument when I'm in the studio and when I'm on the road."

**Flexible fingers.** Whereas most of the other members of the band can physically warm up on their instruments before a gig, this is rarely the case for the keyboard player, who often has to think up more creative ways to flex the fingers.

"If you're lucky enough to get a warm-up keyboard, it's usually just a regular synth with an unweighted action, which is provided in the dressing room. Some venues have a piano, but that's a luxury," says Ebsen. "Usually I'll spend about ten minutes stretching out my fingers really gently and maybe running my hands under hot water for a while if there's no keyboard to warm up on."

"If I don't have a warm-up keyboard, I just find a quiet room, sit down at a flat surface, and pretend it's a piano. I'll put my arms out, move my fingers and move from left to right just for a few minutes. I also massage my wrists and apply gentle pressure to the tendons just to loosen them up a little," says Garfield. "On one tour, I borrowed a small piano-type keyboard—I think it was made by Steinway—and I did finger exercises on that every day. It's an old product, though, and I don't think they make it any more. It had a special, adjustable spring action, but it didn't make any sound!"

## YORKVILLE 300K STEREO KEYBOARD/MIXER AMP



150  
WATTS  
PER CHANNEL!

RCF  
TWEETERS

10"  
WOOFERS

### VERSATILITY & GREAT SOUND TOGETHER

#### FEATURES...

- ▶ Built-in 6 channel mixer for keyboards, mics & CD/tape
  - 3 stereo 1/4" inputs
  - 2 mono XLR mic inputs
  - 1 stereo tape/CD input
- ▶ EQ and 2 effects sends for each channel
- ▶ L/R balanced XLR and 1/4" outputs
- ▶ RCA outputs for recording
- ▶ 20-20kHz frequency response

**UNBEATABLE 2 YEAR, TRANSFERABLE, "EVEN IF YOU BREAK IT" WARRANTY**

#### 2 THUMBS UP!

- ▶ "...by far the most versatile keyboard amplifier around."
- ▶ "My ears were delighted to hear such a clean tight sound."
- ▶ "The patches from my SY and Proteus really come alive through the 300K."
- ▶ "The low end was deep and tight, the high end was smooth and non-brittle,"
- ▶ "...the kind of warranty that makes other manufacturers nervous."

— Paul Errico *The Music Paper*

**WITH MODELS FROM 50 TO 300 WATTS, YOUR YORKVILLE DEALER HAS THE RIGHT KEYBOARD/MIXER AMP FOR YOU.**

#### IN THE USA

Yorkville Sound Inc.  
4625 Witmer Industrial Estate  
Niagara Falls, N.Y. 14305



www.yorkville.com

#### IN CANADA

Yorkville Sound Ltd.  
550 Granite Court  
Pickering, ONT. L1W 3Y8

circle #554 on reader service card

# Powerful 24-Bit Sound

**Hear the full depth of your work for the first time.**

Whether you need analog or digital I/O, the Multi!Wav PRO24 Series delivers the clarity of true 24-bit sound and brings out the best in your 16 or 20-bit files.

Introducing the Multi!Wav PRO Analog 24, two channels of the finest 24-bit analog audio available, and the Digital PRO24, 24-bit digital I/O with 24-bit analog output. Both cards record and play 24, 20, and 16-bit files.

Use the on-board Word Clock for tight synchronization with external audio and video gear. The Multi!Wav PRO24 Series even has Speaker Pop Protection to prevent destructive noise spikes from entering your audio system during system power up, a feature not found on any other audio card.

16, 18, and 20 bit converters are yesterday's technology! Why compromise when you can afford leading edge technology today?

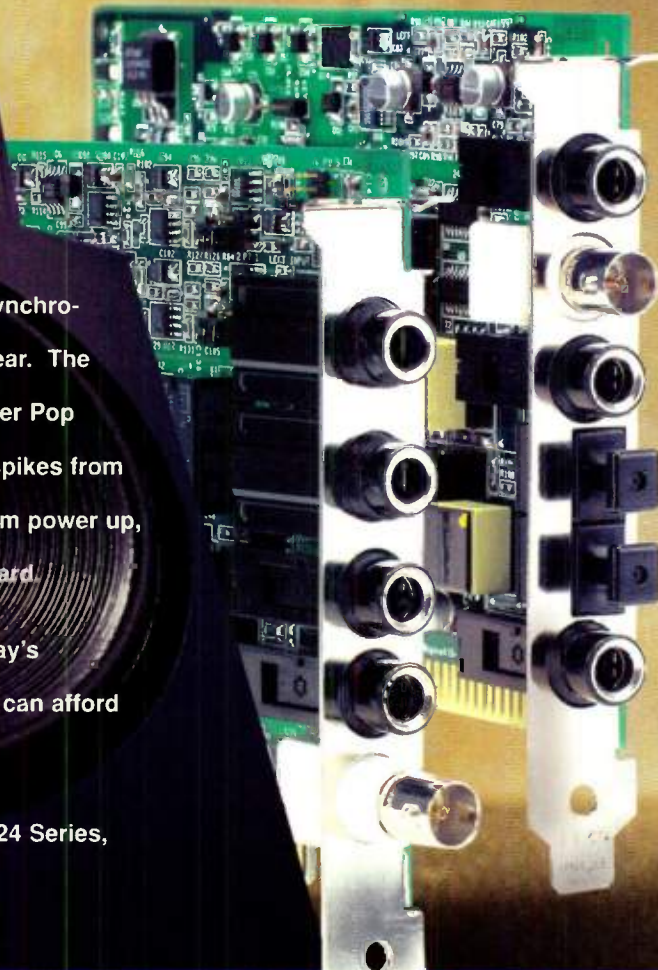
For the full scoop on the Multi!Wav PRO24 Series, give us a call or visit our web site.

## PRO Analog 24 Features:

- Professional 24-Bit A/D and D/A Converters
- Balanced/Unbalanced +4.0, or -10 Operation
- Word Clock Synchronization
- Exclusive Anti-Hum Design
- Power On/Off Speaker "Pop" Protection
- Fully Balanced Analog Signal Path

## PRO24 Digital Features:

- Pristine 24-Bit Analog Output
- Professional 24-Bit AES/EBU Digital I/O Capability
- 24-Bit Optical & Coaxial S/PDIF Digital I/O Capability
- Word Clock Synchronization
- Power On/Off Speaker "Pop" Protection
- Multi-Channel 2 In 4 Out Capability
- Word Clock to AES (& S/PDIF) Clock Conversion



**AdB**  
PERFECT SOUND

# Multi!Wav PRO24 Series

WORLD'S BEST AUDIO INTERFACES



Software Included

AdB International Corporation • Voice: 770-623.1410 • Fax: 770-623.1629 • Email: [info@adbdigital.com](mailto:info@adbdigital.com) • Web: <http://www.adbdigital.com>

AdB and Multi!Wav are trademarks of AdB International Corporation. ©1998 AdB International Corporation. All Rights Reserved. Specifications may change without notice.

# Does Size Matter?



Shown Actual Size

## Only When It Comes To The Size Of Your Sound.

The KM-184 may be small, but it delivers that big rich classic sound you expect from Neumann. Plus, it's affordable enough for anyone. When it really matters, you can count on Neumann – the choice of those who can hear the difference.

**Neumann|USA**

PO Box 987, Old Lyme, CT 06371  
Tel: 860.434.5220 • FAX: 860.434.3148  
Canada: Tel: 514-426-3013 • FAX: 514-426-3953  
Mexico: Tel: 52-5-639-0956 • FAX: 52-5-639-9482  
World Wide Web: <http://www.neumannusa.com>



circle #556 on reader service card

## keys

"Sometimes I take a small portable keyboard with me if I'm on the road, and I do 5-finger exercises before the gig to strengthen my fourth and fifth fingers," says Goldings. "I've also tried those steel balls you roll around your hand. They relax you and limber up your hands a little bit, and I found them very good for the circulation in my arms."

**Work that body.** Even though the keyboard player is usually the most static band member on stage, it's surprising how effective a short physical workout before a gig can be. Not only will this get you physically prepared but it will also help you relax mentally.

"For the last year or so I've been doing yoga. I concentrate on my lower back region; if that area isn't strong, it can really affect how I play and how I *feel* I play," says Goldings. "I'll generally do five or ten minutes of lower back exercises before a gig. There's a yoga position where you lie face down and lift up your legs for a minute or so. Sit-ups are good, too. I tend not to get nervous much anymore, but on the occasions that I am, I do five minutes of deep breathing before I go on stage."

**Mental preparation.** Whether it be for relaxation purposes, to assure yourself you're confident of your parts, or just to generally chill out, the mental preparation before a gig is probably the best form of warm-up you can give yourself.

"I think it's a good idea to be mentally focused, so I'll take maybe half an hour and think about what I'm going to play, especially if it's a gig where there are lots of cues," says Ebsen. "I find it's best to be really prepared musically, especially when you're not reading, which I'm usually not."

"I find that being psychologically prepared is more important than anything," says Goldings, who swears by ten deep breaths and a *que sera sera* attitude. "As a pianist, first of all, I have to get accustomed to a different piano every night. Then, I might have a bad mix, I might hate the piano, or I might be feeling sick. All these things contribute to a psychological state that's going to interfere with the music, so anything you can do to calm yourself down and put a little perspective on it is good. I think, 'What the hell, I'm just playing music; it's not brain surgery.' Music is all about taking chances: you're going to fail a little, and you're going to succeed. I probably do more of that type of preparation than physical."

Although it certainly doesn't suit everybody, it's surprising how many players rely on a drop of the old amber nectar to

prepare themselves mentally for the gig. "I'm strictly a 'one beer and yer on' kind of guy," commented one high-profile keyboard player I approached. He wasn't the only person to state that alcohol is the only form of warm-up he requires. Of course, a spot too much of this medicine, and you could end up entirely too relaxed before you know it.

**Practice makes perfect.** Although the pre-gig warm-up, in whatever form, is an important factor in preparing for the show, the real key to a good performance is confidence in your ability, something you need to work on regularly in order to stay in shape. "A good warm-up routine is always going to be enhanced by how prepared you are for the gig, so if you do a few scales every day and you know you've learned the material fully, that's more than half the battle," advises Ebsen.

When he's not on tour, Garfield tries to practice every day, even if it's just for half an hour, paying particular attention to scales and 5-finger exercises. "When you're on the road, you're never around a piano. So unless you've done advance preparation, when it comes to the actual performance your fingers are going to be a little clumsy," he explains. "I think scales are very good for practicing, with two hands and four octaves. I also really believe in the Beringer system of daily technical studies. These 5-finger exercises are extremely helpful for developing clarity. They not only limber up your fingers but improve your technique."

"You can do things on a synthesizer that you wouldn't necessarily get away with on a piano, so if you're on the road a lot and playing keyboards, try to get to a piano as much as possible just to keep your chops in shape," says Goldings. "Also, if you're a person who experiences tension, it can be a good idea to use a mirror or videotape yourself when you're practicing so you can see when your shoulders are up or if you're generally tense. It's good to address those sort of problems early on, because if you don't, it will affect you more when you're performing, and you're bound to pay for it in later life."

"Being on the road is a very unnatural experience: you may roll into a city and have half an hour to go to your hotel and get dressed before you show up and play," he continues. "But ironically, those can sometimes be the best gigs: you're tired, and you hadn't any time for mental or physical preparation, which means you also didn't have time to get nervous or stressed out. You just get on stage and play." ♦

# Building the perfect workstation



## Building the perfect workstation is no small challenge.

When E-mu Systems creates a new product, we listen to what musicians want, draw on the latest, cutting-edge technology, throw in a few tricks of our own and build something totally unique. E-Synth is the pinnacle of our efforts.

**The heart of E-Synth** – E-Synth's professional quality 16 MB on-board ROM sounds include everything from resonant techno to lush orchestral, all of which can be modified using E-mu's Digital Modular Synthesis. DMS provides you with 64 digital 6-pole filters, 32-voice layering, 128-voice velocity switching, and an easy-to-use virtual patch-cord architecture. And, since E-Synth's standard 64-note polyphony can be easily expanded to 128, all of your unique sound creations have plenty of voices for playback. 24-bit dual stereo-effects processors allow you to build a flawless sound environment.

**Emulator – sample this** – E-Synth is an Emulator® 4 class sampler that uses EOS software so it has all the power, flexibility, and versatility of the entire E4 line. You have access to thousands of sounds from E-mu® Sound Central on CD-ROM as well as AKAI and Roland sounds. Of course, you can also sample your own sounds, in stereo, and create voices that are uniquely yours. E-Synth is equipped with 4 MB of RAM standard, expandable to 64 MB. A full set of powerful DSP tools allows you to shape and sculpt samples any way you can imagine.

## A new dimension in sound—developed for Emulator Samplers



Call E-mu Sound Central at 1-888-ESC-1-ESC (US) or find us on the web at [www.emusoundcentral.com](http://www.emusoundcentral.com).

**An intuitive sequencer** – Create your own sequences effortlessly on E-Synth's powerful 48-track, linear-based sequencer. It is extremely easy to use with all the functions you'd expect in a professional sequencer. Naturally, E-Synth also plays standard MIDI files from your computer sequencer.

**The ultimate controller** – The 76-key, semi-weighted keyboard with after-touch includes a huge array of real-time controllers. Each of E-Synth's 1,000 RAM presets can be split into endless MIDI zones and each preset can send a program change and volume and pan command out on all 16 channels. In addition, E-Synth offers performance controllers such as an arpeggiator and instant split and layering capabilities.

**We build it for racks too** – Already have a keyboard? All of the great E-Synth features are also available in a convenient rack mount unit.

Stop by your local dealer and see how we build great workstations. Then take one home and build your own masterpiece.



**E-Synth—by E-mu Systems, the pioneers of electronic synthesis and sampling. For more information on E-Synth, call 408.430.1763**

**E-MU**  
**E-mu Systems, Inc.**

P.O. Box 660015, Scotts Valley, CA, USA, 95067-0015  
Tel. 408.438.1921 • <http://www.emu.com>

United Kingdom Office: Suite 6, Adam Ferguson House, Eskmills  
Industrial Estate, Musselburgh, Scotland EH21 7PQ Tel. +44 131 653 6556

# bottom

BY GLENN LETSCH

## Bass Line Routine

IT'S SHOWTIME! THE CURTAIN begins to rise. It's now or never. Are you ready to hit that stage, play your best, and burn some heavy grooves? Whether the gig is at the House of Blues or the Black Diamond Brewery, you want to be a confident, loose, and energized soul, ready to set the musical world on fire. Here are some general points to consider in getting ready as well as specific routines that I like to do before the gig.

**Be prepared.** Know your material, backward, forward, and upside down. If you need to tape record rehearsals for home-alone study, do it. Your bandmates will love you because group rehearsals

will be qualitative, not quantitative.


If you have your tunes down cold, performance anxiety will be minimal. It's just like final exams: if you study and go to class all year, the test is a breeze. If you have to cram, you will be uptight and won't do as well.

In similar fashion, be sure your gear is in perfect working order. Replace tubes and the like *before* they go bad. Have a spare bass head, a backup bass, strings, cords, batteries, and so on. Remember, regular, preventative maintenance is the key.

If you move your own equipment, arrive early for setup. If you have a road crew, arrive early for sound check. This is the time for your final tweaks, so be careful and deliberate. If you are late or hurried, you will be uptight. Chances are, the first set will not be a memorable one.

In addition, it helps to make sure there is a small practice amp and a bass for you in the dressing room. If that is impossible, at least get your axe, have a seat, and warm up. The following are some of my favorite routines for being prepared.

**Bass isometrics.** This exercise accomplishes three things. It will make each finger stronger. It will *teach* them to hover closer to the fingerboard. And each finger will *learn* to move independently of the others. The result is efficient technique. First, number each of the fingers on your fretting hand one through four, starting with the index finger. Now, place the



Nashville bass ace Mike Chapman is always prepared!

# have you heard?

There's good news coming from ENSONIQ. The latest release of PARIS™ includes all the cutting-edge components you need to record, edit and mix digital audio at a professional level – *Mac and PC.* Right out of the box, PARIS gives you the most complete integrated digital audio solution on the market today...for a whole lot less. It's a complete recording studio, with...

**Integrated Control** – Every PARIS system includes a 16 channel dedicated control surface that interacts seamlessly with the PARIS software.

**24-Bit Precision** – 24-bit inputs\*, outputs\*, file paths and effects processor.

**128 Track Playback** – Go beyond the typical 16 tracks, using our new transparent submixing technique.

**World Class Effects** – Each PARIS system includes 12 real-time, 24-bit effects, including reverb, delay, chorus, compressor, expander and more.

**64 Bands of Parametric EQ** – Plus, an additional 448 virtual EQs, with transparent submixing.

**I/O Expandability** – The new MEC (Modular Expansion Classis) includes 9 slots, making it easy to increase the input/output capacity of your system. New MEC modules: 24-bit 8 inputs, 24-bit 8 outputs, ADAT, SMPTE.

For more information and a list of Authorized ENSONIQ Dealers nearest you, visit the PARIS website today: [www.paris.ensoniq.com](http://www.paris.ensoniq.com)

\* with optional MEC module



**ENSONIQ**

LEADING THE WORLD IN SOUND INNOVATION

ENSONIQ Corp, 155 Great Valley Parkway, P.O. Box 3035  
Malvern, PA 19355-0735 (610) 647-3930 fax: (610) 647-8908

[www.paris.ensoniq.com](http://www.paris.ensoniq.com)

circle #558 on reader service card  
world radio history

PRO  
TOOLS

## LEARN AUDIO RECORDING AT THE CONSERVATORY LIKE NOWHERE ELSE.

**Avid** | Authorized  
Education Center

- Multi-Studio Facility
- Hands-on Training
- Affordable Tuition
- Internships
- Small Classes
- 22 Week Master Recording Program
- Financial Aid to Qualified Students
- Our Graduates are in Demand


Call Today!  
1-800-562-6383

CONSERVATORY OF  
Recording  
Arts & Sciences

2300 East Broadway Rd.  
Tempe, AZ 85282

©C&A 1997

The Conservatory is the only recording school in the *entire country* that's authorized by Avid to teach ProTools recording, editing, and mixing functions. If you're serious about starting a career in the music industry, the Conservatory is the place to make it happen.



circle #559 on reader service card

# bottom

four fingers on E F<sup>♯</sup> G (frets 9, 10, 11, 12 of the G string), and fret each note simultaneously. Place fingers #1 and #2 on the D string at notes B and C (frets 9 and 10). Alternate plucking between B and C, lifting finger #1 up when fretting with finger #2. Be sure to hold down fingers #3 and #4 while plucking with #1 and #2. Do this with every finger combination (1-3, 1-4, 2-3, 2-4, 3-4). Be sure to play all exercises very slowly for maximum effect.

**Rhythm intervals.** Fret the root interval with finger #1, the perfect fifth with #3, and the octave with #4. Arpeggiate between the three notes. Play legato. Ascend and descend the notes, but do not let the octave sustain into the fifth nor the fifth sustain into the



**If you have your tunes  
down cold,  
performance anxiety  
will be minimal.**

circle #591 on reader service card

# KEYBOARDS

BEFORE YOU JUMP...  
**CALL US LAST!**



- SYNTHESIZERS
- DIGITAL PIANOS
- RECORDING GEAR
- PRO AUDIO
- SAMPLERS
- AMPLIFIERS
- MIXERS / EFFECTS
- SOFTWARE

**All Major Brands!**

**RICH**  
music

1-800-795-8493

CALL OUR SALES STAFF OF  
MIDI EXPERTS

RICH MUSIC • 260 SOUTH I-35E • DENTON, TX 76205 • FAX (940) 898-8659  
Store Hours: Mon.-Fri. 10-6:30, Sat. 11-5 <http://www.richmusic.com>

WE ACCEPT VISA • MASTERCARD • DISCOVER • AMERICAN EXPRESS

root when descending. Play the exercise with precision and even tempo. Move it up and down the fingerboard. I like to call these the rhythm intervals because so many great bass routines have been written with them.

**Pickin' a winner.** If you play any tunes with a pick, you will need something to warm up on. My favorite picked bass line is Anthony Jackson's "For the Love of Money" by the O'Jays. If you don't have a copy, you should find it because it is one of the all-time baddest bass lines. Listen to it, study it, and nail it! Playing this song puts me (and anyone else listening) *in the zone*.

**Rockabilly Walking Eights.** This is one of Nashville great Mike Chapman's favorite routines and mine, too. This 12-bar, walking bass line is simple, but it grooves and will put you in just the right frame of mind. The note pattern is 1-1-3-3-5-5-6-5, which you play over A, D, and E chords. (For example, on the A chord, you would play A-A-C<sup>♯</sup>-C<sup>♯</sup>-E-E-F<sup>♯</sup>-E.) If there is a guitar amp and a drum pad in the dressing room, try to get a jam going. There is no better way for the band to bond before a gig. If you can get off a good joke and a hearty laugh, then I'd say you are ready to hit the stage! ♦



# Imagine...



**FREE  
Catalog!**

## The World's Largest Music Store in Your Mailbox!

Check out over 3,000 products from the comfort of your sofa.

Just hang loose, browse our full-color catalog with no pressure from salespeople, and order when you feel like it. Call us toll-free 7 days a week, fax your




order or order on-line 24 hours a day. Call us today and we'll send a music store to your mailbox absolutely FREE. Our best price guarantee



will save you money on top-line gear, our easy payment plan will stretch your music budget, and there's no extra charge for 2-day express delivery

Call **1-800 776-5173** and get the **BEST** music equipment catalog in the business **FREE!**



### The Musician's Friend Best Price Guarantee

- We match any PUBLISHED price before or after the sale
- 2 day express delivery, no extra charge—you only pay standard rate
- 45-day money-back satisfaction guarantee
- Easy payment plan available
- Major credit cards accepted

Shop Anytime Online at:  
[www.musiciansfriend.com](http://www.musiciansfriend.com)

circle #561 on reader service card  
World Radio History

**YES!** Rush me the next 3 editions of **Musician's Friend**

Join hundreds of thousands of satisfied musicians in receiving the #1 music catalog, absolutely free! **CALL: 1-800-776-5173**, subscribe online at [www.musiciansfriend.com](http://www.musiciansfriend.com) or mail this coupon to:

Musician's Friend, Dept. 36-005 • P.O. Box 4520 • Medford, OR 97501

Name: \_\_\_\_\_

Address: \_\_\_\_\_

City: \_\_\_\_\_

# THERE'S NO



The MiniDisc format has created a recording revolution. TASCAM's 564 makes the most of it to give you more creative power than any other MD multitrack available. It's the only MiniDisc multitrack system built with TASCAM's recording experience and reliability.

## The TASCAM 564 Digital Portastudio®

Built for serious musicians who get inspired by great performance, the 564 is a complete 4-track digital studio with features that other MD multitracks can't match or simply don't have. The 564 complements your creativity with the intuitive operation, ease of use, and durability you expect from the inventors of the Portastudio — TASCAM.


## You're gonna love the 564's jog/shuttle wheel

Hear the difference! Only the 564 gives you audible, frame accurate jogging, cueing and index trimming. The others leave you guessing. Plus you can shuttle at 2, 8, 16, or 32 times normal play speed. Call up system parameters and alter values, even MOVE, ERASE and COPY with one hand tied behind your back.



## Killer arrangements with exclusive Index Programming

Only the 564 lets you segment your song into as many as 20 patterns. And only the 564 has the hot new Index Program feature that lets you rearrange those patterns with as many as 99 steps for tremendous flexibility. Half the intro, double the chorus, or construct a whole new arrangement without losing the original — even after you power down.




## The best mixer section in a MiniDisc Multitrack

It's all here; high quality mic preamps, responsive faders and pots, 3-band EQ with mid sweep, 2 Aux Sends and more. The routing flexibility makes it incredibly easy to Bounce Forward, overdub, monitor, even transfer tracks to another machine for sweetening. All this and only on the 564 Digital Portastudio.

## 5 takes per track. Only from TASCAM!

Imagine the perfect solo. Only the 564 gives you five takes per track to create it. With Auto Punch you can set frame accurate punch-in and out points, even do hands-free punches! To rehearse, just repeat between any two index markers for continuous playback. Only the 564 lets you choose from 0 to 9.9 seconds between repeats. You've got the licks. The 564 helps you make the most of them.



# COMPARISON.



## Bounce Forward only from TASCAM. It's incredible!

The 564's exclusive one-step Bounce Forward feature creates a stereo submix of your four tracks to the next song location on the disc with all EQ, panning and effects processing intact. Now you have 2 more tracks for overdubs. Overdub and Bounce Forward again and again until the music is just right. Even create a studio quality final mix — all within the 564!



## Ins and Outs: XLRs, MIDI and Digital

4 XLR ins. 4 mono ins. 4 stereo ins. Simultaneous use of 2 AUX sends. 2 insert points. 2-Track in. Up to 4 additional live inputs at mixdown with the exclusive Buss Direct System. Sync to your sequencer without wasting an audio track for Time Code. And the only MD multitrack that lets you digitally transfer your mix to DAT or CD-R via S/PDIF? You guessed it — the 564!

## Instant gratification. It's the fastest!

The 564 leaves other MD multitracks in the dust. It's so fast, it doesn't even need a pause button. With the only transport exclusively designed for digital multitrack recording, it continuously loads data for lightning-fast index trimming and song arranging, plus smooth multiple-speed shuttling capability.

## Flex your creativity with non-destructive editing

With the 564, you'll never lose your inspiration. You can always UNDO or REDO the previous edit with the touch of a button. Ping pong, overdub, or create multiple mixes of your song on a re-recordable disc you can stick in your pocket. The 564 even reminds you to save your original tracks. It's a complete digital project studio you can carry under your arm. And it's from the inventors of the original Portastudio.



## There's only one digital Portastudio.

All MD multitracks are not created equal. So don't buy a TASCAM wannabe. You'll end up with a lot less than you bargained for. Get the 564 Digital Portastudio from TASCAM and get the best. For the whole story, dial TASCAM FaxBack at (800)827-2268 and request document #7920.



# TASCAM®

Take advantage of our experience.

Manufacturer's Suggested Retail Price is \$1,499.

©1998 TEAC America, Inc., 7733 Telegraph Road, Montebello, CA 90640 (213) 726-0303 • TEAC Canada Ltd., 5939 Wallace Street, Mississauga, Ontario L4Z 1Z8 Canada (905) 890-8008 • TEAC Mexico, S.A. de C.V., Privada Corina #18, Colonia del Carmen, Coyoacan, Mexico, D.F. 04100 (525) 658-1943

circle #562 on reader service card

# bang

BY BRIAN KNAVE  
AND JOHN G. HVASTA

## There Is Power in the Blood

Pictured are three aids for warming up: HQ Percussion's RealFeel gum rubber pad (model RF-12G), Power Wrist Builders (model PWB6-170), and Drummer's Helpers' Air Stix.

OKAY, SO MAYBE BASS PLAYERS can get away with showing up five minutes before the gig starts, plugging in their rigs, and getting a sound just in time for the first song. But that won't cut it for drummers. Aside from the time we need to lug in our gear, set it up, and tune, we also need time to warm up. Playing a drum set is a demanding physical activity. To simply sit down at the drum set and start banging away without first warming up is risky business—and not very smart musically.

The key to warming up is increasing the flow of blood to the hands and feet. There are several ways to accomplish this goal, including physical exercise, such as push-ups. (Don't laugh: a set or two of 30 push-ups will do wonders for warming up your hands. Try it!) Of course, drum-specific warm-ups

should be done directly with hands, sticks, and feet.

For warming up the hands quietly at the kit, a gum rubber pad that sits atop the snare drum is ideal. Gum rubber is good because it creates a strong stick bounce, which conditions the hands to "catch" the returning upstrokes. An excellent model is the RealFeel pad, made by HQ Percussion Products (tel. 314/647-9009; fax 314/644-4373; e-mail [gtwyterc@aol.com](mailto:gtwyterc@aol.com); Web [www.hqpercussion.com](http://www.hqpercussion.com)). To include your feet in the warm-up without making noise on the kit, position them on the floor to the sides of the pedals.

**The warm-up.** The drum-set warm-up routine described here is thorough and challenging. It is divided into three parts and combines five sections (see sidebar, "The Routine") in various ways. Once mastered, the routine can be played in fifteen to twenty minutes.

Note that the subdivisions (A) alternate between duplet- and triplet-based lines. Alternating between these two different types of notes not only improves your sense of time but also prepares you for playing different styles of music: duplet based for quarter-, eighth-, and sixteenth-note grooves and triplet based for swing, shuffle, and 12/8 grooves.

**Part one.** Part one consists of playing four different stickings (B) through seven time subdivisions (A) over a feet ostinato (C). First, choose an ostinato from section C. Playing over feet ostinatos increases the efficacy and efficiency of your warm-up by promoting limb coordination while you focus on technique.

Begin with the four basic stickings (B), playing each through the subdivisions. Repeat each subdivision line two or four times, going up from quarter notes to 32nd notes and then back down. Then



## The Routine

### A. SUBDIVISIONS

### B. STICKINGS

### C. FEET OSTINATOS

### D. RIDE PATTERNS

### E. ACCENT PATTERNS

proceed to the next sticking. Start with a slow tempo, say, quarter note equals MM 50. You will need to play slowly to comfortably reach the 32nd notes—especially on the flam taps!

Play only up to levels you can play *without tension*. If any part of your limbs (fingers, wrists, or arms) tightens up as you play a particular sticking, then drop back down to the prior subdivision and focus on playing at that level without tension.

For maximum blood flow, use heavy sticks and keep your stick heights as high as possible. Stay loose and grip the sticks lightly. In addition, be sure to watch your hands for uniformity and stick-height consistency.

For singles, play quick downstrokes, concentrating on getting a good bounce for the upstroke. The higher and quicker the stroke, the greater the blood flow. For doubles, make sure the second stroke is the same height (volume) as the first. When playing paradiddles and flam taps, go for extremes in volume: that is, stick the accented notes as high as possible and the nonaccented notes as low as possible. For a variation, paradiddles and flam taps can be played with no accents (equal stick heights for each stroke). For another variation, start the stickings with the left hand.

**Part two.** The ride patterns (D) cover limb coordination and polyrhythms used in commonly played drum-set grooves. Think of the ride pattern as a 1-limb ostinato against which you will play subdivisions with the other three limbs. For the first pattern, play eighth notes with your ride hand and subdivisions 1 through 5 (repeating each line twice) with your other hand. Now play the same subdivisions with each foot.

A good tempo for these warm-ups is quarter note equals MM 80 or 90. Against the sixteenth-note ride, play subdivisions 1, 3, and 5. Against the shuffle and jazz rides, play subdivisions 1 through 4.

**Part three.** The Accent Patterns (E) can be played a number of ways. First, play them as flat flams (hands hitting at the same time) over top of a feet ostinato. Second, play

them as flat flams with the feet (splashing the stepped hi-hat accents). You could also play them as 4-limb flat flams. Or, play the ride patterns with one hand and the accent patterns with the other, both over a feet ostinato.

The key thing is to maximize the dynamic range between the notes. That is, make the accented notes as loud as possible and the nonaccented notes as quiet as possible. This will bring blood to the limbs fast. In fact, this section alone makes for a good quick warm-up.

**More blood, please.** Want maximum blood flow to the hands? Try warming up with weighted sticks. There are several varieties on the market, including aluminum and brass models made by Power Wrist Builders (tel. 800/645-6673 or 408/997-9560; fax 408/997-9780; e-mail taloose@taloose.com/power; Web www.taloose.com/power).

When using metal sticks, it's especially important to grip the sticks lightly. Listen for the sticks to ring after each stroke. If they don't ring, you are gripping too tightly. Also, make sure the wrists are properly aligned, to help guard against developing carpal tunnel syndrome.

Another excellent aid that can be used anywhere—because it is silent—is Air Stix, made by Drummer's Helpers (tel. 888/247-7849 or 914/398-2900; fax 914/358-3007; Web www.airstix.com). Air Stix are fitted with brass weights on one end. Designed to be played in the air only, they can be held with the weights at either end for working different muscles.

For the most blood-churning results during feet warm-ups, use full-leg as well as feet-on-the-floor strokes. That is, use feet-on-the-floor strokes for part of the routine and full-leg strokes for the other. Each stroke has two different techniques. Feet-on-the-floor techniques include toe up/heel down and heel up/toe down. Full-leg strokes (where the whole foot comes off the ground before each hit) include ball-only hits as well as stomps.

**Between sets.** No matter how vigorous the set, the muscles in your hands and feet will naturally cool down during breaks. Therefore, it's advisable to take to the bandstand a few minutes before each new set to run through a section of the warm-up routine. Even one or two minutes of exercises is enough to stretch the muscle groups and get the blood flowing again. Not only will this prepare you to play your best, but it will also help avert injuries. ♦

BY BEAN

## No Secrets in Cyberspace

THOSE ON THE CYBERSCENE in the early '90s may remember Jaron Lanier, a wild-looking pioneer of the virtual reality movement. After coining the term "virtual reality," Lanier became a full-time visionary, spokesperson, and developer of the tools of the virtual trade. Now, Lanier has a whole new bag of tricks, and his passion for virtual, ethnic, and classical instrumentation should garner enough attention to turn the music community on its ear.

Lanier's performances feature an array of ancient and futuristic instruments that breathe new life into the genre of ethnotech. Using piezo pickups through a Roland GI-10 guitar pitch-to-MIDI converter, Lanier plucks a Chinese Gu Zheng (the ancestor of the koto) with unbridled delight. He runs it through a Waldorf Miniworks 4-pole filter and a Digi-Tech Studio Vocalist harmony processor, creating a phantasmagorical soundscape.

The resonance of the filter drives the Studio Vocalist, creating a chord cadence as part of each note's decay. Integrating the pitch-shifting features of the Vocalist, Lanier can add vibrato, change intervals, or create harmonic progressions while retaining the natural harmonics of the source signal.

**Ascension Bird.** Perched atop Lanier's head is Ascension Bird, a 6-axis magnetic tracking device that Lanier connects to SGI Maximum Impact and Octane workstations. This unit is similar to a

Polhemus device used for motion capture and 3-D digitization in VR worlds, but it is slightly more stable in performance. (Lanier's system also includes a series of Macintosh computers that connect to the sensors via an Opcode Studio 5 MIDI interface/patch bay/processor.)

Ascension Bird works in a multiunit configuration called Flock of Birds. Used with a series of transmitters and receivers and VPL's *Body Electric* software, this system creates 3-dimensional virtual environments where objects can be linked and rendered in real time. For example, Lanier's face is glommed onto a slithering insectlike creature reminiscent of *Alice in Wonderland*. (*Body Electric* is a MAX-like programming environment specialized for virtual reality applications. At present it is not commercially available, but it may be available soon for non-commercial academic distribution.)


Sensitive to the slightest movement, Ascension Bird has a life of its own and slides across Lanier's face, projecting its travels up and down its circuitous route onto the entomological image.

**Virtual flute lathe.** An exotic collection of acoustic wind instruments shares the microphone input of the Roland GI-10. Lanier plays a Celtic rosewood flute while a 3-D virtual lathe of animated wood expands and contracts and spoon-shaped metallic arms bang into each other in the virtual world behind him.

In an acoustic twist, the colliding models trigger a Yamaha Disklavier grand piano via MIDI. The result is a diatonic accompaniment to the flute. Sound complex? Lanier claims this process is relatively simple compared to some of his older virtual music worlds, such as "Sound of One Hand."

**Cyberpolitics.** In another composition, Lanier controls the movements of a

VR pioneer Jaron Lanier is redefining the limits of live electronic music.



# SOUND ADVICE.

"I highly recommend it." -Electronic Musician Magazine, Dec. '97

"Highly recommended." -Recording Magazine, Oct. '97

"At the head of the pack." -Keyboard Magazine, Sept. '97

"#1 Selling Music Software." -Music and Sound Retailer, Oct. '97

"Cakewalk, to me, represents the future." -Jon Anderson, Yes, Solo Artist

"My most essential tool." -Aaron 'Stipko' Stipkovich, Producer,  
Remixer-Mayfield, K's Choice, Bloodhound Gang, 311, No Doubt



1997  
Post Magazine  
Professional's  
Choice



1997 Mix Magazine  
Technical Excellence  
and Creativity Award



1997 Music and  
Sound Award



1997 Boot  
Magazine's  
Kick-Ass Award



1996 New Media  
Awesome Award

## #1 Music & Sound Software. from \$99 to \$399\*

The experts agree. Cakewalk is the hottest MIDI and digital audio software available. Used and recommended by more musicians and studio professionals than any other brand, Cakewalk is the #1-selling music and sound software. That's because Cakewalk delivers features you can't find anywhere else:

- Record, edit, mix, and master up to 256 tracks of digital audio and MIDI.
- Run simultaneous audio effects in real time with DirectX-compatible plug-ins.
- Control and automate studio gear.
- Export audio in RealNetwork's RealAudio format for streaming over the Internet.
- Protect your work with the stability of a native 32-bit application for Windows 95/NT.

Whether you're creating music and sound in the home or studio, Cakewalk has a solution that's right for you.

So, take some sound advice and pick up Cakewalk 6. Available at music and software retailers everywhere.

1.888.CAKEWALK

**cakewalk**

www.cakewalk.com

\*estimated street prices

circle #563 on reader service card

World Radio History

# West L.A. Music

## GUARANTEED LOWEST PRICES!

EVERY MAJOR BRAND!

DIGITAL MULTI-TRACK RECORDERS • MIXING CONSOLES  
 HARD DISC RECORDERS • EFFECTS PROCESSORS • MICROPHONES  
 DAT AND CASSETTE DECKS • STUDIO MONITORS • CD RECORDERS  
 COMPUTERS • SOFTWARE • KEYBOARDS • SYNTHESIZERS • SAMPLERS  
 SOUND SYSTEMS • GUITARS • AMPS • DRUMS AND ACCESSORIES

### WE WILL BEAT ANY DEAL!



Steve Tyler of Aerosmith with friends at West L.A. Music.



Grammy Nominee Ry Cooder with Danny in our Guitar Dept.



Gary Hoey talks guitar with West L.A. Music's Sandy.

## "WHERE THE PROS SHOP"



We Ship Everywhere! Call Now!

### WEST L.A. MUSIC

11345 Santa Monica Blvd. Los Angeles, CA 90025  
 Two blocks West of the San Diego (405) Freeway  
 (310) 477-1945 Fax: (310) 477-2476

ALL MAJOR  
 CREDIT CARDS,  
 FINANCING,  
 AND LEASING.

circle #564 on reader service card

circle #565 on reader service card

# tech

Senator Twoface, a virtual cigar-puffing puppet, directly from the Disklavier. Designed by BIGTWIN (Web [www.users.interport.net/~bigtwin](http://www.users.interport.net/~bigtwin)), the senator's face responds to various intervals and chord changes and turns into Pig Newton on his backside. "It's fun to control him and figure out viable music at the same time," says Lanier.

To counterbalance the sinister senator, Lanier introduces Vernon Reid as Guitar Bugman. Presented live and onscreen via Sony projectors, Guitar Bugman's role is to overshadow the red-faced performance-animation character with his processed electric guitar riffs.

**Inklings in infrared.** Just to prove that there's still a bit of humor in cyberspace, Lanier plays a little "air" piano with the Interactive Light Dimension Beam. (The Dimension Beam was reviewed in the July 1996 EM and was further discussed in "Tech: Hacking the Hydra" in the November 1997 JAM. Visit Interactive Light online at [www.interactivelight.com](http://www.interactivelight.com) for more information.) Later, he turns the music off and conducts a visual symphony of geometric imagery using a Buchla Lightning II controller.

The Lightning II (reviewed in the August 1996 EM; Web [www.buchla.com](http://www.buchla.com)) uses infrared sensors to track two batons' movements and translates the positional information into MIDI messages (such as Pitch Bend, Volume, and Modulation) that Lanier uses to control both musical and visual interactions. With a potential range of motion as large as twelve feet high by twenty feet wide, the Lightning II provides plenty of room for gestural activity.

**Drone morphology.** Depending on Lanier's roster of special guests, a variety of instruments from all over the world weaves in and out of his orchestral web, including Persian- and Pygmy-inspired vocals, clarinet, balafon, guitar, violin, oboe, banjo, didgeridoo, and kora.

Lanier himself brings a veritable smorgasbord of instrumentation from around the world to the stage. With his affinity for wind and string instruments from Asia, Lanier might be found playing anything from a Ba Wu (a Chinese flute/reed instrument) to a Seljefloyte (Lapp Arctic flute). An East Indian drone might transport the listener off into a field of stars where floating letters morph with each pitch bend of a soprano sax.

If we stay tuned for more, Lanier (who can be reached at [www.well.com/user/jaron](http://www.well.com/user/jaron)) may turn into a cuttlefish, and then again, so could you. ♦

## PUREPITCH™

# Fast Relief

Experiencing the chronic fatigue of fixing out-of-tune vocals? Finally there's a cure.

PitchDoctor™, the newest addition to PurePitch™, instantly remedies both minor and major vocal intonation problems. Whether it's a near-perfect vocal take that needs a tweak, or a truly challenging performance, PurePitch with PitchDoctor stops the pain of endless punch-ins and the tedium of digital micro-surgery.

PurePitch, the only real-time, natural-sounding pitch shift plug-in, combined with PitchDoctor's automatic tuning algorithm, makes PurePitch the miracle cure you've been waiting for.

**PurePitch 2.0**  
 (a plug-in for ProTools/TDM)



FOR  
 MORE  
 INFO



**WaveMechanics™**  
[www.wavemechanics.com](http://www.wavemechanics.com)

Distributed by: Wave Distribution (973) 728-2425 [www.wavedistribution.com](http://www.wavedistribution.com)



**THE Sx SERIES HAS GROWN. ENORMOUSLY.**

**THE Sx500:**

A surprisingly flexible 15-inch two-way with enormous sound, uncompromising fidelity and the magic of Ring-Mode Decoupling (RMD™).



**THE Sx500. PREPARE TO BE BLOWN AWAY. AT YOUR EV DEALER NOW.**

For more information call 616-695-6831, in Canada call 613-382-2141

or visit our website at [www.electrovoice.com/sx500](http://www.electrovoice.com/sx500)

Electro-Voice, Inc., 600 Cecil Street, Buchanan, Michigan 49107

World Radio History

circle #566 on reader service card



# house

BY BRETT RATNER

## Breaking Murphy's Law

WHAT CAN GO WRONG at a gig usually will: mics die, cables short out, breakers trip. The trick is to learn to anticipate problems *and* their solutions. You may not totally avoid mishaps, but you can certainly lessen their impact. Make no mistake, old Murphy will come a knockin' either at sound check or during the show, so it's up to you to be prepared.

**Sound check means check the sound.** Arrive early at the venue so you can get acquainted with the P.A. system. Audio engineer and sound designer Eric Snodgrass, currently with the touring Broadway production of *Tap Dogs*, advises engineers to allow plenty of time to tune the system. "Pop in a favorite CD or take a pink-noise generator, and play it through the house speakers," he suggests. "Walk around, listening to the room and asking yourself some questions. Is the room muddy or bright? How do the speakers

sound? Are there any dead spots? Is the mixing board in a good location? Your answers will affect the house mix *and* monitor mix."

**Common sense.** It is important to understand common P.A. malfunctions and how to correct them. The best engineers fix problems *before* the audience realizes something is wrong; they have backup plans in place. "Mic problems are the most prevalent," says Snodgrass. "If the singer's microphone goes out, have a backup ready to go at a mo-

ment's notice. Don't worry about blowing the performance illusion when you jump on stage. You won't ruin the moment, you'll save the day."

Dan Heidingsfelder, engineer at the Stagedoor Lounge in Nashville's Opryland Hotel, adds that erring on the side of caution is one way to avoid unnecessary breakdowns. "Monitor cables and mic cords are likely to break because they get stepped on continuously," he says. "Make sure you have plenty of spares on hand, and replace anything that looks suspicious."

**Road rack.** Bringing along some of your own tried-and-true gear can help you deal with some obstacles. "A lot of engineers have compressors, effects processors, and other devices they like," Heidingsfelder says. "Put together a small rack of your own gear so that no matter what happens, you'll have some equipment you can depend on."

**Power house.** Even if you bring your own P.A., the venue itself can present problems. Learn some basics about power requirements, amperage, grounding, and so on so you can assess the potential for disaster. "Club owners are notoriously cheap," Heidingsfelder notes, "so properly wired electricity is not a priority with them." As a precaution, do not feed everything off the same electrical service. Keep the power amps separate from the lighting rig. Also, get yourself a power conditioner and plenty of ground lifts.

**Stage rigs.** Snodgrass says that musicians, too, can help avert problems. "They should know their equipment well enough to help out if something breaks down," he advises. "Personally, I love working with musicians who understand how their rigs work. That makes it so much easier to define and solve problems." ♦

Eric Snodgrass always checks out the room acoustics as well as the P.A. system.



# ENGINEERED FOR THE STUDIO.

# BUILT FOR THE STAGE.

**Audio-Technica 40 Series technology goes from studio to stage.**

The new AT4054 and AT4055 cardioid capacitor microphones put premium 40 Series performance in the palm of your hand. Based on the same advanced technology used in the critically-acclaimed AT4050, their true capacitor, large-diaphragm design provides extremely smooth, warm and true-to-life audio reproduction.

Both microphones feature a unique protective capsule design with performance optimized for live-sound use. Exceptional transient response and sound pressure level capability ensure clean output even in high SPL situations. The AT4054 features a tailored low-frequency roll-off while the AT4055 remains flat, providing the right choice of mic for different applications.



AT4050



AT4054/AT4055 capsule

Whichever model you choose, count on sparkling realism *plus* reliable performance. Both are engineered for the studio, built for the stage... and at \$499 each, they're priced for your budget as well.

Call, write or fax today for more information.



**audio-technica.**

**Audio-Technica U.S., Inc.**

1221 Commerce Drive, Stow, Ohio 44224 330/686-2600

Fax: 330/686-0719 E-mail: [pro@atus.com](mailto:pro@atus.com) [www.audio-technica.com](http://www.audio-technica.com)

**Audio-Technica Limited**

Old Lane, Leeds LS11 8AG England 0113 277 1441

Fax: 0113 270 4836 E-mail: [sales@audio-technica.co.uk](mailto:sales@audio-technica.co.uk)

circle #567 on reader service card

# Studio Leapfrog

***Position your studio as a link in the "great chain" of recording.***

By Brian Knave

One of the more interesting developments in modern recording is the symbiotic relationship that is developing between professional and personal studios. Thanks to the proliferation of MDMs, MHDRs, and other portable, digital recording media, studios at most every level can now readily interface with one another, each contributing its share to a given project.

This arrangement is particularly advantageous for self-produced artists

piecing together their albums because it lets them "leapfrog" from one studio to the next according to their needs and budgets. After all, an artist intent on having her CD sound as good as, say, last year's Shawn Colvin or Fiona Apple release is probably not best advised to record all of the instruments in a bedroom.

A wiser approach would be to schedule critical sessions (e.g., acoustic drum set or grand piano) in a major facility, taking advantage of the expertise, great-sounding rooms, and extensive gear collections that big studios have to offer. Other tracks (keyboards, electric guitars, vocals, etc.) can then be recorded in personal studios for a fraction of the cost and with considerably lower stress levels. When tracking is complete, the artist can go back to the high-dollar digs, using the studio—and mix engineer—best equipped to turn out a stellar final mix.


Obviously, to position your personal studio as a link in this chain-style recording process, your contributions need to be first rate. After all, your tracks will likely be mixed at a top-notch facility, and the final product may even get picked up by a major label. Therefore, your aim should be for the mix engineer to *smile* as he brings up the tracks you recorded. Also, quality work done at this level will enhance your reputation as a recordist, which in turn should lead to more work.



BRIAN KNAVE

**FIG. 1: An AKG C 460 and Røde NT1 capture a stereo image of Lygia Ferra's Takamine EF36 guitar. Several mics were auditioned, but these were chosen because they played down this particular guitar's bassy response, making for a brighter sound that worked better in the mix.**

# FIRST WE MADE CD RECORDERS AFFORDABLE



# NOW WE'RE GIVING AWAY THE DISCS

No other pro audio CD recorder sounds better. No other pro audio CD recorder is easier to use. And no other pro audio CD recorder is backed by HHB's award winning technical support.\*

No wonder the HHB CDR800 is so hot.

And it's about to get even hotter. Buy an HHB CDR800 CD Recorder and you'll now receive a pack



of 10 HHB CDR74 Gold blank discs, absolutely free. That's more than 12 hours free recording on the most advanced Phthalocyanine, audio - optimised CD-R discs that money can buy.

There's never been a better time to record your work on CD-R. Call HHB about the CDR800 today.

\* Winners of the Professional Recording Association Award for Technical Achievement, 1997.

## ALSO FROM HHB • COST EFFECTIVE, HIGH PERFORMANCE DIGITAL RECORDING MEDIA



DAT Tape



CD-R



MiniDisc



MiniDisc Data



Magneto - Optical



ADAT



DTRS

HHB Communications USA - 626 Santa Monica Boulevard, Suite 110, Santa Monica, CA 90401, USA - Tel: 310 319 1111 Fax: 310 319 1311 - E-Mail: sales@hnb.usa.com

HHB Communications Canada Ltd - 260 King Street East, Toronto, Ontario M5A 4L5, Canada - Tel: 416 867 9000 - Fax: 416 867 1080 - E-Mail: hnbcan@istar.ca

HHB Communications Ltd - 73-75 Scrubs Lane, London NW10 6OU, UK - Tel: 0181 962 5000 - Fax: 0181 962 5050 - E-Mail: sales@hnb.co.uk

Visit HHB on line at: <http://www.hnb.co.uk>



circle #568 on reader service card

World Radio History

● RECORDING MUSICIAN

I recently was hired to record tracks for an up-and-coming Los Angeles-based singer-songwriter who is producing her debut CD in just this manner. The artist, Lygia Ferrá, has been shuttling back and forth between various pro and personal studios for many months, toting her Alesis ADAT and S-VHS tapes in a backpack. I'll use those sessions as a springboard for discussing preparation, studio interface issues, session protocol, recording techniques, and other concerns related specifically to this increasingly common approach to multi-track recording.

**INITIAL CONTACT**

Before booking a session, find out exactly what services the potential client is seeking. It's important to pinpoint what is wanted so you can determine whether you have the necessary gear and capabilities to render the services. Also, regard the initial telephone conversation as a kind of interview—both for you and the client. Here's your chance to get a sense of the project and find out what work has already been done on it and for the client to ascertain whether your

studio will be able to provide the level of service he or she requires. Also, you can both gauge whether or not the relationship is one that you feel will work.

Be prepared to describe your studio, your specialties, and your credits. Some clients may ask for a gear list, so it's not a bad idea to keep this information in a computer file, ready to print upon demand. Also, be sure to state your prices up front, including cost of media if you, rather than the client, are to supply the material.

Every client, of course, will have different needs, levels of studio savvy, and ways of working. For an album project like Ferrá's, the client may need a recordist only, because the songs are already arranged and the fundamental instruments recorded. In other situations, the client may also seek your help as an arranger, performer, coproducer, or whatever. Un-



**FIG. 2:** Michael Masley's cymbalom is stereo recorded with a matched pair of Neumann KM 184 small-diaphragm condenser mics. The Shure SM 58 is patched into a DigiTech Talker vocal synthesizer. From there, the signal goes onto a separate track, giving the mix engineer and effects track for added options.

derstanding your role from the get-go will help you determine the appropriate level of interaction once the sessions are underway and will hopefully prevent misunderstandings.

Inquire about each instrument you'll be recording because some may benefit from using particular mics, preamps, or other gear. For example, when I

Flash! Discovery has just released 16 new production titles for the first quarter of 1998. The reason we are working hard is so that you don't have to. Today's music production absolutely requires you to be versatile, and with Discovery's large library of audio sampling CDs and CD-ROMs covering so many musical styles, your next project needs are covered.

**DISCOVERY'S nextstep...**  
SAMPLING CD & CD-ROM

**HOT!** KURZWEIL S-2XXX series

**HOT!** ORIENTAL GROOVE

**HOT!** DISC JAM I

Discovery continues its commitment to quality bringing you fresh tracks by many top studio producers. Discover why you bought your sampler in the first place - Plug in and play Discovery! We are also delighted to announce to Kurzweil K2000/2500 users that among our new titles is Discovery's new eleven Kurzweil CD-ROM library.

**DISCOVERY FIRM INC.** CALL US for '98 DEMO CD & FREE CATALOG!  
order toll free : 888-544-3476  
PHONE. 310-781-1333 / FAX. 310-781-1330 / EMAIL. [dis@discoveryfirm.com](mailto:dis@discoveryfirm.com)  
20695 S. Western Ave., Suite 242 Torrance, CA 90501 U.S.A. <http://www.discoveryfirm.com>

1998 DISCOVERY DEMO CD (includes MS charge, or FREE with any other purchase.) \$5.00 1998

circle #569 on reader service card

# Pinnacle Project Studio™ for Windows®

## instant gratification...

The complete music and audio production solution for Windows®

### Hard-disk recording

- Studio-quality, multitrack digital audio recording with 20 bit stereo converters (>97dB S/N)
- Transfer your music to and from an external DAT with S/PDIF digital I/O
- Award-winning Turtle Beach Hurricane Architecture digital audio DSP accelerator

### Professional-grade 64 voice wavetable sampling synthesis

- Kurzweil 32-voice MASSies sampler with channelized FX processors, 4MB of instrument samples and up to 48MB optional sample RAM
- Second Kurzweil 32-voice expander synthesizer module with 4MB of instrument samples

### Powerful software suite

- Voyetra's award-winning Digital Orchestrator Plus™ with more than 1000 MIDI and digital audio tracks, digital FX, MIDI transforms, music notation, and more!
- Patch Librarian, patch and sample files
- AudioStation™ system controller
- AudioView™ digital audio editor
- Diagnostic Utilities

### Versatile interfacing

- MPU-401 MIDI Port with cable
- S/PDIF digital I/O RCA connectors
- Add more inputs/outputs with Fiji cards
- EIDE CD-ROM interface
- Compatible with Windows® 3.1, 95 and NT 4.0

### Pinnacle Project

**Studio** includes all of the software and hardware you need to turn your Windows® PC into a MIDI and digital audio recording system.

A MIDI interface connects your external keyboard to 64 MIDI voices of pro-quality Kurzweil synthesis.

Build a custom library of instrument samples and store them on your PC's hard drive—or use the hundreds of ROM-based sounds.

Record multi-track guitar, vocals and other audio in sync with MIDI synth tracks.

Add digital FX processing then transfer your CD quality music direct to DAT with the S/PDIF digital interface.

Why settle for a digital audio-only system or a sound card designed to play games? Pinnacle Project Studio is complete, integrated, expandable, affordable and compatible with Windows music software.

Just what you'd expect from the company that pioneered pro-audio hardware for the PC platform.

Turtle Beach.

\$599<sup>95</sup>  
MSRP

 Turtle Beach™

1-800-233-9377

<http://www.tbeach.com>

Turtle Beach Systems

5 Odell Plaza, Yonkers, NY 10701

(914) 966-0600 • fax: (914) 966-1102

circle #570 on reader service card



Powered by  
Kurzweil Professional  
Digital Audio Sampling  
technology



Includes full retail  
version of Voyetra's  
award-winning  
Digital Orchestrator Plus™

Copyright © 1997 Voyetra Technologies Inc. Pinnacle Project Studio, Hurricane, AudioView, and Digital Orchestrator Plus are trademarks of Voyetra Technologies Inc. AudioStation is a registered trademark of Voyetra Technologies Inc. Windows is a registered trademark of Microsoft Corporation. Kurzweil and MASSies are trademarks of Young Chang Akki Co. Ltd. Pricing and specifications subject to change without notice. Turtle Beach Systems is a division of Voyetra Technologies Inc.

World Radio History

learned that I would be recording upright bass for one of Ferra's songs and cello for another, I made arrangements to borrow two ribbon mics I knew to be excellent for capturing warm, full tones from those instruments: an RCA 44BX for the acoustic bass and a Coles 4038 for the cello.

Of course, I could have saved myself the hassle of procuring the ribbon mics by simply using lesser mics from my own arsenal; however, knowing the market level at which Ferra intends her CD to compete, I took the trouble to get the

best sound I could. Obviously, if you determine it necessary to rent gear for a session, make sure the client knows about the rental and approves all fees.

**HAVE ADAT, WILL TRAVEL**

The ability to interface with other studios is central to studio leapfrogging, and most major studios these days are equipped to handle practically any interface predicament. This is typically not the case, however, in the average personal studio. Fortunately, the only requirement is that you be able to in-

terface with any gear the client brings into your studio.

Ferra's approach of schlepping her ADAT back and forth between various studios (precipitated by the fact that many personal studios, including mine, have only one ADAT) involves relatively straightforward interfacing: the receiving studio needs only an ADAT sync cable, eight spare patch cables, and eight extra channels for returning signals. (Something else you would want in this situation is an ADAT lightpipe connector, for making digital backups of master tapes.)

Not all interface tasks, however, are so easily accommodated. For instance, interfacing different brands or types of gear—a Fostex open-reel deck, say, with a TASCAM MDM or an E-mu Darwin—opens up a whole new can of worms. Fortunately, most currently available sync boxes can handle various interface applications for a range of makes and models of gear. I recently used a JL-Cooper DataMaster, for example, to synchronize a TASCAM TSR-8 open-reel deck with an ADAT-XT.

**PREPARATIONS**

Be prepared for the session by knowing in advance what the client wants to accomplish and by having the studio organized to record the particular instruments on that day's agenda. Hopefully, the client will come well prepared, too. Don't hesitate, during initial phone conversations, to encourage thorough preparation, as ultimately it will save the client time and money. A well-prepared client will arrive with all tapes clearly labeled, with track sheets accurately (and legibly) filled out, and with a clear idea of which song to work on first, second, third, etc. A backup plan is not a bad idea, either, in case something goes awry (such as a musician not showing up).

If the client, acting as producer, employs outside musicians, it is his responsibility to make sure the players know what is expected of them. (On the other hand, if you have been entrusted to book the musicians, then it could become your responsibility.) Many times I've watched poor communication between a client and a musician (often a friend) bring a session to a standstill. Therefore, urge the client to also prepare musicians as much as possible in advance, whether with sheet music, practice tapes, or whatever.

**SPEIR MUSIC CO.**

**SPEIR MUSIC COMPANY**

 SOUND SYSTEMS
  SOFTWARE

 KEYBOARDS
  MONITORS

 RECORDING
  MICROPHONES

 SIGNAL PROCESSING
  CONSOLES

New/Used • All Major Brands  
 Guaranteed Best Prices!  
 All Major Credit Cards Accepted  
 M-F 9-7 SAT 10-6  
 510 S Garland Ave, Garland, TX 75040

**800-219-3281**

circle #571 on reader service card



# The compressor that forgives, but never forgets...

dbx digital

## IT FORGIVES

- New dbx technology, the TYPE IV™ Conversion System with TSE (tm) (Tape Saturation Emulation) gives you the pleasant overload characteristics of analog tape without the harsh distortion of most digital input systems. No more dancing around with the input levels to protect the integrity of your audio.

- Ultra-wide dynamic range 24 bit A to D converters with TYPE IV™ make your signal sound better than you ever thought possible. Capturing the full dynamic range of your analog signal and coupling it with the powerful dynamic range of this patent-pending dbx process, TYPE IV™ will make your digital signal sound like it came from the quietest high-quality analog source you could imagine.

- With the extensive metering of the DDP, you can see EXACTLY what is going on with ALL parts of your signal: input, internal processing, and output, with peak and VU, as well as gain reduction for both sides of the stereo image.

- And speaking of stereo, you can work in stereo with dbx's True RMS Power Summing™ for phase-coherent tracking, or in dual mono mode, without the two channels interacting at all, making the DDP a great processing value.

## IT NEVER FORGETS

- The DDP works right out of the box. It comes with 50 factory setups that are guaranteed to knock your socks off. There are presets for every application you can think of, and then some. dbx engineers are musicians and recording engineers. We know what a compressor is supposed to sound like, and we know it better than anyone else. We invented compression. We eat, sleep and breath compression.

- Want to duplicate that perfect compressor set-up? Each processor in the chain has all the parameters you would expect. After you set the parameters the way you want them, save it as a processor preset, available to be recalled any time. These building blocks allow you to save entire setups just for the way you like to work. It doesn't matter that you are doing a live gig one night, then mixing the tracks in the studio the next night, the DDP will be there, just the way you left it.

- When you save a preset, you also save the information that makes it work behind the scenes, too. Digital output (optional), sample rate performance, MIDI setup, as well as any of the other utilities, like sidechain setup and monitor, EQ settings, and SysEx functions.

- When you make changes to any parameter, you can see where your adjustments are affecting the signal, simply by looking at the Hi-Res graphical display, which shows the processing curve in real time as you make your adjustments.

Check out the DDP at your local pro audio outfitter, and experience DIGITAL performance you'll never forget.

50 factory presets 50 user programmable presets

Dual mono or true stereo linked operation

OverEasy® with VanKnee™ or hard knee thresholds

All the classic dmx trademark sounds in gating, compression, limiting, de-essing, and sidechain EQ

Compression controls threshold, ratio, gain, OverEasy®, auto, attack, hold, and release

Variable Transient Capture Mode™

Wide ranging gain control allows for +4/10 operation

8 step analog input and output metering

Digital input and output meters measure internal digital processing levels

Hybrid display technology. Combines the best of graphics character and icon based displays

Hi-res graph shows composite output vs. input plot of audio signal

Gate controls threshold, ratio, attack, hold, release

Ultra smooth continuous Auto mode

Limiting from 60dB to 0dB with gain, attack and release



Ultra wide dynamic range 24 Bit A/D and D/A converters with TSE™ Tape Saturation Emulation on board

Digital meters show both peak and average levels

High resolution gain reduction metering

Precision control over every parameter

De-ess from 800Hz to 8kHz, vary the amount

Utilizes sample rate, A/D input and output, MIDI functions, SysEx functions

Optional AES/EBU or S/PDIF output for assured compatibility and flexibility 48/44.1 kHz output

TYPE IV™ output available when equipped with digital output option

Build your own presets using your favorite building blocks

Change programs parameters, and bypass via midi controllers

XLR and 1/4" balanced ins and outs

Sidechain functions for advanced filtering applications Sidechain monitor included

EQ offers 20Hz to 20kHz, Q = 12dB, and 50Monitor

Midi bypassable via midi program changes



### Gate

Start with the gate. Set parameters for threshold, ratio, attack, hold, release, and output gain. See the effect of your settings on the graphical display, as well as on the gain reduction and audio level meters, they all interact in real time with your manipulation of the parameters. Start with a threshold setting of about -60dB to clean off the noise in between the vocal takes. You can save your final gate settings as a "gate preset" building block and recall it later any other setup you do.

### Compressor

Then move to the compressor. The effects of the gate settings are still visible on the graphic display, so let that help you determine where to set your compressor threshold. The parameters you change here will also effect the curve on the graphical display in real time. Move through all the regular parameters, the threshold, ratio, attack, release, and output gain. For vocals use a threshold of about -25dB, a ratio of about 3:1 or 4:1, and a slow attack and fast release for the most natural sounding effect. Your compressor settings can also be saved off as a building block to be called up into any other preset.

### Limiter

On to the limiter. Changes you make to the limiter settings are also seen on the graphical display. Adjust the level up or down to suit your needs. The flat top line of the display moves up and down as you adjust the level. You can also set the speed at which the limiter lets go of the signal as it goes below the threshold. This is truly smooth limiting, with patented dbx PeakPlus™ algorithms, so rest assured that where ever you set your threshold level, your tape will not distort, and your signal will not get butchered as it goes across the threshold. And like the other parts of the processor, your limiter settings can be named and saved for later recall.

### De-esser

De-essing works the same way: see the effects of your settings displayed on the graph. Parameters here are the common ones: threshold in frequency, 200Hz to 2kHz, and amount in percent. Other available processing includes EQ, both in-path and sidechain, for special-effect types of processing. When you are adding any of the building blocks, its icon is visible on the display, and the parameters are shown on the graph, so it's always easy to know where you are. Parameters are easy to see in this page driven operating system. When it's as complex as this, it's nice to know somebody was thinking when it was put together.

### and More

You can also work in stereo, or set up a completely different and independent processing chain for the other channel. Also, notice that the audio meters are capable of showing both peak and average levels for input and output. Optional digital output with the TYPE IV™ Conversion System with TSE™ (Tape Saturation Emulation) provides up to 24-bit output in either AES/EBU or S/PDIF formats with the trademark digital processing of TYPE IV™. The DDP also has full MIDI/Automation capability, with separate MIDI in and thru jacks. Entire processing setups may also be saved into one of 50 user defined presets, or use one of the 50 factory setups.

dbx Professional Products • 8760 South Sandy Parkway  
Sandy UT 84070 • Phone (801) 568-7660 • Fax (801) 568-7662  
email: customer@dbxpro.com • URL: http://www.dbxpro.com



Save The Planet It's The Only Starlet We've Got.

circle #572 on reader service card

## AT THE SESSION

Here's the most important advice I can impart in this column: don't even think of pushing the record button until you have verified that the track sheets are accurate and that you are recording on the right tracks. To do this, bring up each fader and check it against the track sheet. Then, before enabling the tracks to be recorded, ask the client, "Are you sure these are the tracks I'm to record on?" This may sound overly cautious, but trust me, at this stage in the process, extreme caution is called for.

Depending on the role (or roles) you have been hired to play, keep verbal intervention to a minimum during sessions. It's okay to ask key questions, of course, but in general, don't offer advice unless asked—or, in the case of a communication breakdown, until you've sized up the situation and feel you can truly assist without stepping on anyone's toes or spoiling the vibe. When it comes to capturing a great performance on tape, patience and a good attitude are just as important as having the right mics.

As the session proceeds, remember to keep clear, accurate notes on the track sheets. A pencil is preferable to a pen for this task so that notes can be erased if a track is later bounced or re-recorded. Aside from noting the instrument, I usually also jot down which mic I used on each track.

When the session is over, make backup copies of all the tapes. The time and materials required to make backups should always be allotted for. As they say, digital data doesn't exist until it is stored in at least two places.

## SHORT AND SWEET

Because studio leapfrogging involves several engineers working in tandem with each other, your goal should be to capture the cleanest sounds possible. Remember, the way you mix a project may not be the same as the way another engineer does. So when recording instruments, strive for the shortest, cleanest signal path possible. Ideally, this means the signal goes from microphone to mic preamp and then directly to the multitrack. To facilitate quick, direct-to-tape recording, have your mic preamp(s) patched directly into the inputs of the recording medium. Most MDMs provide a built-in digital patch bay, so you can readily assign a signal to any track.

If you typically borrow or rent mic preamps for critical sessions, set up a patch bay between the outputs of your mixer and the inputs of your record deck so you can readily bypass the mixer during tracking. However, make sure to match operating levels. Many high-end mic preamps output at +4 dBu only, which means you will probably have noise problems if you try to patch them into -10 dB inputs.

If huge fluctuations in performance dynamics require you to insert a compressor into the signal path, patch the unit directly between the mic preamp and recording medium, again to keep the signal path as short and clean as possible. The same holds true for other processors.

## MIC CHOICE AND PLACEMENT

The knowledge of how various microphones sound on different instruments and how best to position those mics should be one of your strong suits. This knowledge, however, should never be blindly substituted for on-the-spot testing, lest it devolve into dogmatism.

Here's a case to illustrate my point. While miking Ferra's Takamine EF36 acoustic guitar, I had pairs of both Neumann KM 184 and AKG C 460 small-diaphragm condenser mics at my disposal. Having already used and compared both in numerous sessions, I had developed a preference for the Neumanns, which sounded more natural to my ears and clearly had a better low-end response. Naturally, I tried the Neumanns first. Had I simply stopped there, however, I wouldn't have captured the best sound of that particular guitar. As it turned out, Ferra's Takamine had a warm, dark sound with a rich bass response and soft highs. In the context of the song, the Neumanns proved to be not as flattering as the AKGs: they simply captured too much bass. After testing several different mics, I hit upon a combination that played down the guitar's bass and nicely accentuated its high end (see Fig. 1).

Clearly, regardless of how much you know—or think you know—it pays to approach each session with fresh ears



BRIAN KNAVE

The disparate volumes of two percussion instruments were balanced by positioning the performers at different distances from the Rode NT1 mic—a technique that also adds dimension to a mix.

and a "beginner's mind." My usual procedure for testing different mics is to have three mic stands set up and ready to go, with cables already attached. That way, I can quickly throw up two or three mics and audition them simultaneously. Often, it's readily apparent which mic is most flattering to a sound source. Other mics can then be auditioned next to that one, until you've clearly identified which to use for the track.

Of course, if both you and the client (or musician) immediately love what you hear when a mic is positioned on an instrument, who's to say that you shouldn't just go with your instincts and use that mic? Such magical happenstance occurs from time to time and should be allowed for.

You should also respect the knowledge and prior experience of others, including studio musicians, the client, or whoever else is present. During one Ferra session, for example, I recorded several curious instruments played by innovative instrumentalist Michael Masley, including his main ax, a customized cymbalom which Masley plays with a unique, 10-bow/hammer technique. (The cymbalom is a chromatic hammer dulcimer of Hungarian origin.)

Having never recorded a cymbalom before, let alone one played in a unique manner, who was I to argue when Masley, after surveying my mic selection, asked that I use the KM 184s? As it turned out, he had recorded with those same mics in other studios and gotten excellent results. Heck, I even went along with his recommended mic positioning (see Fig. 2)—after first auditioning a few other positions, of course!

**SOLIDTUBE**

# EXPERIENCE THE WARMTH



**AKG Acoustics**,  
the leader in studio  
microphones for over  
50 years, proudly brings  
you the latest in tube  
microphone technology,  
the **SOLIDTUBE**



A full complement of  
accessories is included  
with every **SOLIDTUBE**.




**AKG ACOUSTICS:** A Division of Harman Pro North America, Inc., 1449 Donelson Pike, Airpark Business Centre 12,  
Nashville, TN 37217, U.S.A. Tel: (615) 399-2199, Fax: (615) 367-9046  
AKG Acoustics GmbH, Vienna/Austria/Europe, <http://www.akg-acoustics.com>

World Radio History  
circle #573 on reader service card

H A Harman International Company

# Is it the Ad? Or is it the Product?

## Samplitude



Record and edit your music on up to 999 tracks with unlimited multiple inputs and outputs. Mix down using the real time mixer, 3 stage parametric EQ, dynamics section, delay, room simulator and more. Master your audio and burn a CD. Professionals will love Samplitude 24/96 with 24 Bit 96 kHz resolution, multiband Dynamics & much, much more!

Samplitude PRO 8 Track \$199  
Samplitude Studio \$599  
Samplitude 24/96 \$1,499

## PRODIF 96 Digital PCI Card



Stereo digital transfer card featuring 20-bit 96kHz analog output, AES/EBU (XLR) and S/PDIF (RCA) breakout cable. High resolution 24-bit 96kHz transfer for mastering, multi tracking. Supported rates: 44.1, 48, 64, 88.2, 96kHz. Use RCA, XLR and optical outputs simultaneously. Mac, 95 & NT drivers.

Prodif 96 Digital PCI Card \$799

## SEK'D 24/96 ADDA Converter


High resolution 19" rackmount A/D-D/A Stereo converter. >128 dB Dynamic range. Less than .009 THD+N. Unique feature: Store 24-bit 96kHz audio on regular 16-bit Dat machine! 24-bit 96kHz AD conversion with 135 dB s/n, DA conversion 125 dB s/n! Professional XLR balanced I/O.

24/96 ADDA Converter \$3,990

## Prodif Gold, Prodif 32, Prodif 24

Prodif Gold: Alesis ADAT™ 8-channel digital card, full duplex, S/PDIF on RCA's Plug-n-Play PCI. Win 95, NT driver - \$699  
Prodif 32: Stereo digital PCI card with optical 16/24 I/O, S/PDIF on RCA's. Unbalanced AES/EBU. Mac, 95, NT driver - \$599.  
Prodif 24: ISA based DMA card, no IRQ hassles, 24-bit 44.1, 48kHz AES/EBU, S/PDIF, 18-bit analog output, multichannel driver for Win 95 - \$399


## Red Roaster 24-bit



RED ROASTER Create true audio CD masters for your fans and mass duplication. Freely place track markers between songs or on live recordings. Only Red Roaster allows you to arrange your audio master piece on multiple tracks.

Red Roaster 16 \$249  
Red Roaster 24 \$399


## ARC44 Sound Card



Plug your guitar, keyboard or r.i.o into the 4 solid 1/4" jacks of the ARC 44. Record and playback 4 tracks simultaneously. Input monitor, hardware resampling, double decker mode for 8 I/O.

ARC 44 Card \$399


## Analog ARC88



PCI studio recording card with 8 analog In/Out and digital stereo In/Out. Place up to 3 cards in your PC for 24 channels. Connect via convenient break out cable with 16 female RCA plugs. Full duplex record while play and input monitoring. Connect digital devices via optical stereo I/O with 16 to 24 bit resolution.

Analog ARC 88 Card \$799

## O2R Visualizer



Control your Yamaha™ O2R from a PC with the Visualizer. Imagine the O2R displayed as an analog console with all the knobs where you expect them to be. Edit and store your Automix and add 16 new valuable features. Connect from O2R host connector to serial port of your PC via provided cable.

Visualizer \$499



**SEK'D America**  
formerly Hohner Midia  
P.O. Box 5497  
Santa Rosa, CA 95402  
Tel. 707-578-2023  
Fax 707-578-2025  
e-mail: info@sek.com

Visit <http://www.sekd.com> and download free demo software or call:  
**1-800-330-7753**

For more information cut out and send to the above address!

Name \_\_\_\_\_  
Address \_\_\_\_\_  
City \_\_\_\_\_ State \_\_\_\_\_ Zip \_\_\_\_\_  
Tel: \_\_\_\_\_  
E-Mail \_\_\_\_\_

## ● RECORDING MUSICIAN

### STEREO OPTIONS

When stereo recording an instrument to be used in a very full mix, I sometimes opt for using two different-sounding mics (as illustrated in Fig. 1) rather than a matched pair. That way, the mix engineer can alter the tonality of the instrument—without using EQ—simply by varying the amount of each track. After all, in a busy mix, the two tracks will probably not be panned much apart.

On the other hand, if the instrumentation consists of, say, acoustic guitar and vocals only, I will more likely use a matched pair of mics on the guitar. That way, the mix engineer can pan the two tracks wide to create a big stereo image, yet maintain a more "true" tonal representation of the instrument.

### MONITOR MIX

A key tracking duty is to set up a monitor mix that enables the musician to deliver an inspired performance. Obviously, this requires clear communication with the performer. I start by dialing in a mix that sounds good to me, and then I ask what the musician wants more or less of. This sounds simple enough, but often I find that musicians are so preoccupied with their parts that they don't fully understand that I can tailor the mix to suit their tastes. So, I ask very specific questions, such as, "Would you like more kick drum? Less vocals? The whole mix louder or softer?" et cetera.

Here are some general guidelines for setting up a good monitor mix for tracking. First, clearly define the song's rhythm by panning kick and snare (or other principal drums) dead center and setting their levels slightly above the other instruments. If necessary, lightly compress each.

Pan bass dead center and other rhythm instruments around ten and two o'clock. This opens up a space "center stage" for the instrument being recorded. Pan that instrument to the center (or spaced at eleven and one o'clock if it's in stereo) and turn it up louder than the other tracks so the performer can hear what he's playing. Pan lead instruments hard left and right and bring their levels down lower than the other instruments' so they don't compete with or obscure the instrument being recorded.

Lightly compress the lead vocal track, add some reverb, and pan the track to the center. Depending on the role of



BRIAN KNAVE

The initial positioning of a Røde NT1 on this bass recorder resulted in a bright, articulate sound with lots of air and attack. The mic's final position was about a foot and a half lower, aimed near the performer's left hand, where it captured a warmer, more round, and less sibilant tone.

the instrument being recorded, the vocal can usually be kept low so as not to obscure the other instruments. (At this stage, the vocal is usually a scratch track anyway.) If you're recording a rhythm track, such as acoustic guitar, it may even help to remove the vocal from the mix entirely so the player can better concentrate on timing. If it helps the performer, add some reverb (in the monitors only) to the instrument being recorded.

Clearly, to do the kind of work described in this article, you need good communication and accurate information from the get-go. Knowing your level of involvement with the project and understanding exactly what is expected of you will make a for tighter relationship between you and your client. With this information you can successfully position your personal studio as a player in the recording chain gang.

Brian Knave is an associate editor at EM. Special thanks to Lygia Ferra, Michael Masley, and Neumann. Ferra can be reached at tel. (310) 226-2916 and Masley at [www.idiom.com/~toneherge](http://www.idiom.com/~toneherge).

# Midisoft® is Still #1!


## The Leader in MIDI Since 1986!



•1989•  
First PC  
Notation Sequencer!

•1992•  
First Windows® 3.1  
Logo'd MIDI Sequencer!

"GET STARTED!"




"GET BETTER!"



•1995•  
First 32-Bit  
Windows® 95 & NT  
Logo'd MIDI Sequencer!

"SCORE IT!"



"RECORD IT!"

•1997•  
First & ONLY  
Music Desktop  
Publishing Application  
Logo'd Under  
Windows® 95 & NT 4.0!



## Midisoft FAMILY MUSIC CENTER

Makes your family PC the place to learn, play, compose and record all kinds of music and sounds!

**INCLUDES FULL-SIZE MIDI KEYBOARD**  
With 4 octaves and 49 keys.

**PLUS:**

Step-By-Step  
Connect & Play  
Video Cassette



Universal  
MIDI cable



Midisoft  
PLAY PIANO  
Software



Midisoft  
STUDIO 4.0  
Software



"DO IT ALL!"

circle #575 on reader service card


Order your Midisoft software now by calling our order department  
toll-free at 1-800-PRO-MIDI, or visit our Web Shop at [www.midisoft.com](http://www.midisoft.com)!

Visit Our Web Site At:  
**[www.midisoft.com](http://www.midisoft.com)**

**Midisoft®**  
SOUNDS LIKE THE FUTURE™

Toll Free: 1 (800) PRO-MIDI • Tel: (425) 391-3610  
Fax (425) 391-3422  
E-mail: [salesinfo@midisoft.com](mailto:salesinfo@midisoft.com) • Website: <http://www.midisoft.com>  
1605 NW Sammamish Rd. Suite 205, Issaquah, WA 98027, USA

© 1997 Midisoft Corporation. All rights reserved. Midisoft, the Midisoft logo, Midisoft Play Piano, Midisoft Studio Recording Session, Midisoft MIDI Kit, Midisoft Family Music Center are trademarks of Midisoft Corporation. Other products and brand names are property of their respective owners.



# Modulation 101

*Make your sounds come to life with MIDI modulation.*

By Neil Leonard III

People often think of electronic instruments as cold and impersonal. Expressive playing is much more difficult with electronic instruments than with acoustic instruments. For instance, saxophonists encode their signature in individual notes by varying the placement of their tongue, teeth, and lower lip; altering wind velocity; and using their larynx. As a result, the pitch, timbre, and volume of each note evolve in complex and subtle ways. Beginning and accomplished wind instrumentalists alike labor to control such variations.

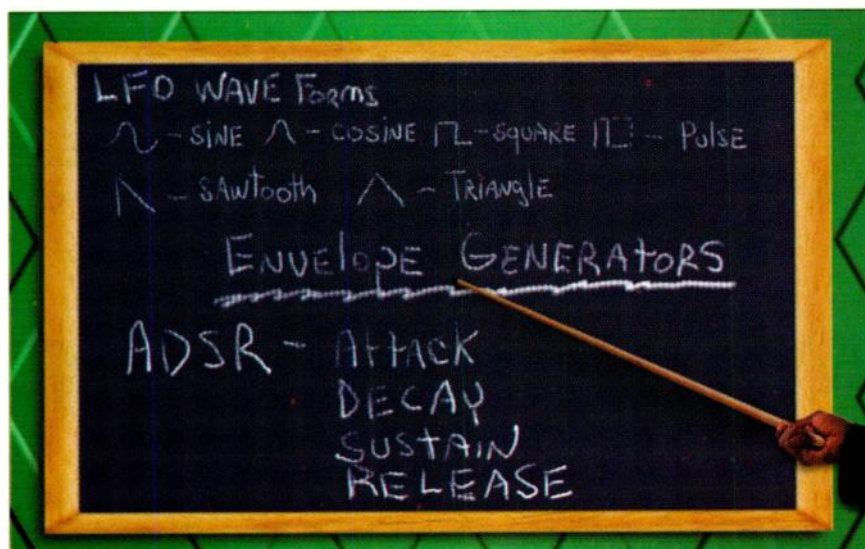
In contrast, a beginning synthesist can effortlessly create programs that

have absolutely no variation in pitch, timbre, and volume after the onset of the sound. Master synthesists such as Jan Hammer, Wendy Carlos, Bernie Worrell, and Josef Zawinul recognized the idiosyncrasies of their instrument and found ways to work with the time-variant nuances that help make their electronic music so memorable.

The way to introduce nuance into electronic sounds is through the use of modulation, both in performance and when designing patches. Though the modulation architecture of today's sleek digital synthesizers is often hidden deep within layers of menus, it was unavoidable in early analog synthesizers. When you look at a modular analog system in use, the first thing you notice is a tangled mess of patch cords covering the front panel. (This is, of course, where the term "patch" came from.)

These instruments made no sound until the performer took a patch cord and routed a control voltage, such as the keyboard's control-voltage output, to an oscillator's control-voltage input. In the case of the Moog modular system, the keyboard and oscillator were designed to work on a scale of one volt per octave. Oscillators had additional control-voltage inputs that could be used to connect the control signals from a low-frequency oscillator, envelope generator, or other source.

The modulation principles at work in today's keyboard synthesizers are



The power of  
an 02R digital  
mixer and  
16-track hard  
disk recorder

Imagine having the processing power of the 02R

digital recording console on a computer card. When you install the card in

your computer, you've got a **24 channel, 10-bus digital mixer** with all

the mixing power of the acclaimed 02R. Pretty great. Imagine this card

also gives you **16 tracks of tape-less recording**



24 channel, 10 bus  
digital mixer

with up to **32 bit resolution**. And works



16 track recorder  
with up to 32 bit  
capability

out-of-the-box with the industry's most

popular PC and Mac recording soft-



104 bands of  
parametric eq

ware\*. Imagine you can have all

this for **under \$1,000**. Yamaha



26 dynamics  
processors

proudly presents the DS2416

Digital Mixing Card. The star



Two 32 bit effect  
processors

component in the **Yamaha**

**DSP Factory**—a complete digi-



Comprehensive  
metering

tal recording and mixing system

inside your computer. For details,



Full mix automation  
via software

call 800-937-7171 ext 662.



All features available  
simultaneously

(cleverly  
disguised as  
a \$1,000  
computer card).

**DSP  
FACTORY**  
**YAMAHA**

\*DSP Factory is supported by:



© 1998 Yamaha Corporation of America, 6600 Orangethorpe Avenue, Buena Park, CA 90620

World Radio History

circle #576 on reader service card

## ● SQUARE ONE



**FIG. 1:** Yamaha's AN1x synthesizer offers an array of knobs and sliders to control patch parameters in real time.

based on those developed for modular synths. Whether your sound chip is designed to play samples or uses the latest form of synthesis, dynamic changes in individual notes can be created by using a tactile interface or by programming such variations using LFOs and envelope generators. Although the principles of modulation are the same, the implementation of modulation features and associated terminology is far from uniform in today's synths.

To get a feel for the lay of the land, let's look at the three essential parts of a modulation architecture: control sources, patching methods, and sound parameters that are often modulated.

### GET CONTROL

There are three common types of external control sources that are used to perform musical nuances. In the case of electronic keyboard instruments, these start with the physical controllers: the keyboard (including keys, velocity sensors, and key pressure), pitch-bend wheel, modulation wheel, data sliders, program-change buttons, and so on. The arrays of knobs and sliders that were characteristic of earlier synthesizers are now making a comeback and can be found on many midrange synthesizers, particularly instruments that use physical-modeling algorithms or emulate analog synthesizers (see Fig. 1). Obviously, some of the physical controllers are quite different on a guitar or percussion synthesizer.

Next are the sockets provided by many devices for connecting additional controllers, such as expression pedals, sustain pedals, and breath controllers. Some effects units are made to work with custom foot controllers that have multiple pedals and a matrix of buttons. For example, the Lexicon MPX-R1 foot controller has a programmable toe switch at the tip of the pedal. This enables a

performer who is using both hands, such as a guitarist or reed player, to toggle a chorus effect on and off and control its depth with the pedal at the same time.

The third way to create control signals is by using external MIDI controllers. These include sequencers; fader boxes (see Fig. 2); pitch-to-MIDI converters; wind, drum, or guitar controllers; assorted alternative controllers; and specialized kits that sense things like proximity, pressure, and temperature changes.


Most MIDI messages can also serve as a control source. In the typical preset, the MIDI Note On message modulates the pitch of the oscillator in increments of a half step. However, this message can also be used for other purposes, such as opening a filter. The Pitch Bend message typically modulates the pitch of the oscillator in  $\pm 64$  steps. The size of the steps depends on the Pitch Bend range you define for

the program—so if you set your synth to bend by a whole step, you can bend the pitch in relatively fine increments, but if you set the range to, say, three octaves, the individual increments are much larger.

The MIDI specification defines 127 Control Change (CC) messages, of which 121 can be used to modulate synth parameters. Some of these Control Change messages have default assignments, such as Modulation (CC 1), Volume (CC 7), Pan (CC 10), and Sustain (CC 64). However, when programming some synthesizers and effects units, you can assign any controller message to any parameter. In fact, in the most programmable systems any MIDI Control Change message can modulate any sound-generation parameter.

### FROM THE INSIDE OUT

The most common internal control sources are the low-frequency oscillator (LFO) and the envelope generator (EG). The LFO typically creates single-cycle waveforms, including some of the following: sine, triangle, square, sawtooth/ramp up, inverted sawtooth/ramp down, pulse, and inverted pulse (100 percent pulse width). A quasi-random waveform is available on some machines. The waveform shape, rate, phase, and pulse width can be programmable, though all of these parameters are not necessarily editable (see Fig. 3). LFOs are most commonly used for vibrato and tremolo.



**FIG. 2:** Peavey's PC 1600 features faders and buttons that send MIDI controller and SysEx messages.



# HIGHEST-RATED SYNTH EVER!

**GET REAL** Imagine a real-time, multitimbral synth that gives you simultaneous access to subtractive, FM, physical modeling, and modal synthesis, and unheard of sample playback capabilities in one integrated package that is both extremely flexible and easy to use.

That instrument is **Reality™**. You get over 100 megabytes of presets, unprecedented depth of control for creating your own patches, and studio-quality sound at a fraction of the cost of dedicated hardware-based instruments. And it's upgradeable.

**GET REALITY** Finally, a musical instrument that keeps up with your imagination. Available now at music dealers worldwide. For more information call toll-free **888-232-7337** or visit our website at [www.seersystems.com](http://www.seersystems.com).

"Because of Reality's extreme flexibility, designing sounds...is far easier than with any external hardware device that I've ever used"  
—Dennis Miller, *Electronic Musician Magazine*

"...gorgeous sounds...I wasn't expecting love at first sound, but that's what happened."  
—Martin Walker, *Sound On Sound Magazine*

"...for the fattest monophonic bass lines in the galaxy, look no further."  
—EQ Magazine

"Reality is a groundbreaking product. I'll definitely be recommending it to anyone who will listen to me rant!"  
—Craig Anderton, *Author/Musician*

"... [Reality] goes deep into the forest of synthesis; it's not just programmable, but equipped with a number of hot new synthesis methods that allow for some pretty spectacular timbres."  
—Jim Aikio, *Keyboard Magazine*

"If you want to be a REAL professional synthesist, Reality is the best guide for the past, present and future."  
—Keyboard Magazine Japan

"Wow! I installed Reality and played with it all day. Incredible. Powerful. Incredibly powerful!"  
—Dr. Richard Boulanger  
*Professor of Music Synthesis, Berklee College of Music*

"...the electronic music community is in for a huge treat..."  
—Daavid Vircent, *Boot Magazine*

"...I am more excited about Reality than I have been about any synth in years...I have become a huge fan of this software."  
—Robert Rich, *Recording Artist/Sound Designer*

"...Reality represents an important step in the evolution of synthesis."  
—Adam Schabtach, *Recording Magazine*

"I'd like to say that I was really blown away. This thing does some GREAT sounds right out of the box. I was immediately impressed with the depth and complexity of some of the presets."  
—Grant Ozolins, *Blown-Away Customer*



301 S. San Antonio Rd., Los Altos, CA 94022

circle #577 on reader service card



● **SQUARE ONE**

Envelope generators come in all shapes and sizes, but the classic model from the days of modular systems is the ADSR envelope generator, which stands for attack, decay, sustain, release. Envelope generators in modern synths may be far more sophisticated, often including as many as eight segments. The function of an envelope generator might be assigned to one fixed parameter but does not have to be. In addition, some synthesizers offer as many as five envelope generators that can be assigned to any parameter.

Control sources, whether internal or external, need to be routed to a desired parameter. One vintage analog system, the Electronic Music System VCS3 (often referred to as the Putney and used on Pink Floyd's *Dark Side of the Moon*), used a patch-board matrix to establish these connections. In this case, the control and audio signals could be routed anywhere in the system by inserting metallic pegs in the matrix. Through systems like this one, the term "matrix modulation" was coined. This matrix-style design is still

used by some manufacturers who implement the matrix in software.

By contrast, some synths, including many inexpensive General MIDI synths, use fixed modulation routings. What you gain in terms of ease of use is lost in terms of flexibility in programming and variety of available sounds.

**PATCH IT UP**

In between these two extremes, there are a wide variety of designs for modulation routing. On Lexicon's popular PCM 80 effects processor, "patches" are specified in software by entering a source (selectable from any internal or external controller) and a destination (any effects parameter). Other manufacturers have implemented different schemes but provide the same "any controller to any parameter" result. If you like rolling up your sleeves and digging deep into programming, this approach is ideal.

The sound-generation parameters that are commonly modulated are oscillator pitch, amplifier output level, and filter cutoff frequency. However, any sound-generation parameter can be modulated. When using a physical-modeling synthesizer to emulate a brass instrument, for example, a breath controller can be used to vary the model's parameters for wind velocity and position of the lip and teeth or to create idiosyncratic harmonic slurs.

Some effects units can morph between two entirely different effects algorithms by moving one slider. Modulators can even modulate parameters for other modulators. When you increase the modulation-wheel setting while playing a flute patch, the vibrato depth might increase. In this case, the modulation wheel is scaling the depth of the LFO being used to create the vibrato. This is sometimes referred to as "second-order modulation." Another common example is the use of a control source, such as Velocity, to scale the depth of an envelope generator. This can be quite effective when creating piano sounds.

Some synths have a low Velocity envelope and a high Velocity envelope and interpolate between the two envelopes in response to Velocity. This is also second-order modulation. Some synthesizers enable the synthesist to use first-, second-, third-, and fourth-order modulation, a feature preferred by advanced synthesists such as Wendy Carlos.

(((MUSIC)))  
**TECHNOLOGY**  
 CONFERENCE & EXPOSITION™

**October 30 –**      **3 Days that will change**  
**1998 November 1**    **the way you make music...**  
 Burbank Airport    **and the music you can make**  
 Hilton Convention  
 Center

There are new ways to make music and new people making it. There's a lot to learn. The Music Technology Conference & Exposition is where it all comes together.

Take your music making to a new level in three days of technical sessions with industry experts. You'll learn the tools and techniques to:

- Prepare audio tracks for web sites
- Set up a music technology lab or a project studio
- Record a CD
- Use software to compose and arrange music on your computer and much, much more

Plus see dozens of exhibits featuring state-of-the-art hardware and software.

Media Sponsors:

**InterActivity**

Electronic Musician

**GuitarPlayer**

**DV** **BASS**  
PLAYER

**Music & Computers**

**KEYBOARD**

MEM0498

**Call today to request a catalog!**  
**Call • (800) 789-2223**  
**www.mtce.com**

One day you'll discover what a powerful tool JAMMER is.

How JAMMER creates soulful backing tracks,  
encourages creativity, and is an endless  
source of new musical ideas.

And as you listen to the play back of the  
hot new tune you just finished, you'll stand in awe  
as so many people have done before you, wondering...  
Why did I wait so long to get this incredible software?



Today is the Day. The Jam is on.


# JAMMER®

To start jammin call SoundTrek today at 1-800-778-6859 or see your local music software dealer.

Visit SoundTrek on the web at [www.soundtrek.com](http://www.soundtrek.com) (demo available)

SoundTrek 3408 Howell St, Suite F, Duluth GA 30096 tel 770-623-1338 fax 770-623-3054 email: [sales@soundtrek.com](mailto:sales@soundtrek.com)

# E-mu Creation Studio — your PC never sounded this good.



Now E-mu's legendary sounds and sampling technology can be in your PC! With Creation Studio, your PC becomes a powerful desktop home studio complete with a digital recorder, a MIDI sequencer, an audio editor, and an 8 MB sampler!

## It's a synth, a sampler and a MIDI instrument


The heart of the Creation Studio is the award winning Creative Labs Sound Blaster™ AWE64 Gold card—Editor's choice for sound card in both PC Magazine and Electronic Musician. The AWE Gold card features the EMU8000 sound engine for superior wave-table synthesis, real-time effects and MIDI playback. Full duplex support, 8 MB of onboard RAM (expandable to 28 MB), 16 bit/44k output, digital output (S/PDIF), Plug & Play installation and a free MIDI cable combine to give this card quality features for a budget studio.

The Creation Studio comes with over 30 banks of pro-quality, downloadable E-mu SoundFont® presets, based on the same sounds used in E-mu's professional synthesizers. You can add new sounds from our expanding SoundFont library and can even sample sounds to create your own banks!

## The software bundle makes a complete studio

The E-mu Creation Studio comes with full versions of Cakewalk Express SE v5, Sonic Foundry SoundForge 3.0XP, SoundTrek JAMMER Hit Sessions, and Creative Lab's Vienna SoundFont Studio™. Software valued at more than \$300!

Put the power of E-mu in your PC. See your local dealer today, or call E-mu direct at 408.430.1763 and find out how Creation Studio makes desktop music production fast, easy, and affordable.



circle #580 on reader service card

E-MU

**E-mu Systems, Inc.**

P.O. Box 660015, Scotts Valley, CA, USA, 95067-0015  
Tel. 408.438.1921 • <http://www.emu.com>

United Kingdom Office: Suite 6, Adam Ferguson House, Eskmills  
Industrial Estate, Musselburgh, Scotland EH21 7PQ Tel. +44 131 653 6556

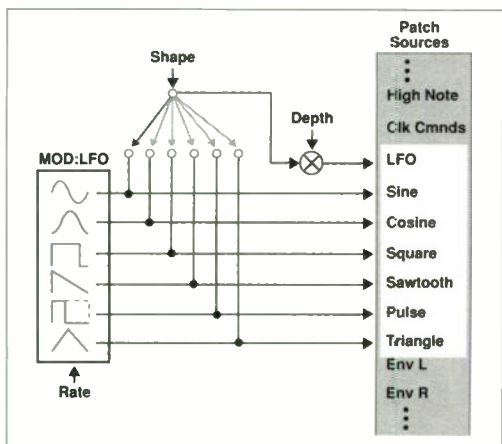


FIG. 3: Many modern effects units and synthesizers offer numerous wave shapes for controlling LFO shape and depth.

**TIPPING THE SCALES**

Though I've touched on many of the fundamental issues regarding modulation, there are other techniques at your disposal. Many instruments, for example, can process control inputs before they are assigned. One common implementation of this technique is the ability to scale controller values. Using

this technique, the synthesist might designate what values a slider will send when it is at its minimum and maximum position. This offers some possibilities that may not be immediately obvious. Moving a slider from its minimum to maximum position causes the synthesizer to interpolate in-between values. This simple linear relationship is the default on many instruments.

But what if you could change the response of the slider so that, for example, the values moved from low to high and then back down to low as the slider moved along its path? Or how about the ability to program a pitch wheel so that a bend up shifted the pitch a major third and a bend down shifted it a minor seventh? This configuration, which approximates the intervals that a guitarist can perform by bending strings and using a whammy bar, would be a nonlinear relationship. Some digital instruments provide ten or more scaling pairs for creating a

wide variety of nonlinear contours, and others provide numerous mathematical functions for scaling and combining controller values. You might not want to get this involved in editing patches, but you will hear these techniques at work on the presets of some of today's most popular synths and effects units.

**AUDIO CONTROL**

Analog synthesizers are often preferred by today's dance musicians for their warm sound and tactile interfaces. Some modular analog systems have another distinguishing quality: audio signals can serve as control signals and vice versa. While this might seem esoteric and impractical, consider this aspect: the average LFO on today's digital synthesizer doesn't typically produce a signal higher than 20 to 50 Hz, which is comparable to the rate of a fast vibrato.

But an oscillator can produce a sine wave of any frequency, which can modulate another oscillator, also at any frequency. If you listen to the output signal from the second oscillator, the waveform will be much more complex and richer in harmonics than the sine

COURTESY LEXICON

Visit any of our 37 locations nationwide to demo the latest in music software. Or, for your convenience, order by phone. Either way you'll get professional service and the lowest prices anywhere...guaranteed.

Visit Us On The Internet!

<http://www.musician.com>

Artists  
Prizes  
Info

# DIGITAL MUSICIAN

## 1-800-638-4280

MUSIC SOFTWARE • MIDI PERIPHERALS • MULTIMEDIA COMPONENTS • CD ROMS • HARD DISK RECORDING & MUCH MORE ... AT THE LOWEST PRICES GUARANTEED!

SAVE UP TO 85% OFF!

<p><b>CUBASE VST 3.5</b></p> <p>Steinberg</p> <p>NOW ONLY <b>\$289<sup>99</sup></b></p>	<p><b>SONIC FOUNDRY CD ARCHITECT</b></p> <p>SONIC FOUNDRY</p> <p>NOW ONLY <b>\$299<sup>99</sup></b></p>
<p><b>EVENT ELECTRONICS GINA</b></p> <p>EVENT</p> <p>NOW ONLY <b>\$429<sup>99</sup></b></p>	<p><b>AUDIOWERKS HOME STUDIO</b></p> <p>emagic</p> <p>NOW ONLY <b>\$599<sup>99</sup></b></p>

CALL NOW FOR YOUR

FREE CATALOG


AND GET A FREE

CD-ROM!

INTERACTIVE PRODUCT LINE

Steinberg

circle #581 on reader service card



**FIG. 4:** New sequencers offer many features that allow users to control their hardware directly from within the program. Here is a Panel view from within *Cakewalk Pro Audio 6.0* that is used to control an internal sound card.

wave. This is called frequency modulation (FM), the same technology used in FM radio and for synthesis on multimedia sound cards. The first mass-marketed synthesizers that used FM were the Yamaha DX series. Synthesists using modular systems have been using FM for years, and this type of control source is now often found in desktop synthesis systems

that are modeled after modular systems.

**SEQUENCER CONTROL**

Though we have discussed the use of modulation in performance and synthesis, sequencers can also record and generate MIDI controller data. Many musicians sequence data for pitch-bend, volume, panning, and effects levels. You can even dedicate a separate track for each parameter. This data might have

been played using a MIDI controller or generated within the program. Once recorded, this modulation data can be cut, pasted, scaled, or limited in a graphic editor or event list.

Many modern sequencers allow the musician to create custom consoles to generate control data. On the PC, these consoles or “panels” can be used to control the synthesizer on a sound

card (see Fig. 4). In some cases, software sliders and dials can also be controlled by external devices, such as MIDI fader boxes. You can often find custom-built consoles and panels on the software manufacturer’s Web site that can be used for both new and older instruments.


**ALL IN GOOD TIME**

As a saxophonist and synthesist, I have found that there are at least as many ways to create time varying nuances with a synthesizer as there are with a saxophone. A good understanding of the principles of modulation goes a long way towards achieving successful results. Despite how much synthesizers, samplers, and effects units have changed, much of the expressive power of the instrument remains in its modulation architecture. As a great philosopher once said, “It’s not what you’ve got, it’s how you move it!”

*Neil Leonard III recently received the award for the most valuable contribution to the Music Technology Division curriculum at Berklee College of Music.*


# Bellari

## Studio Tube Processors




**RP520 Studio Tube Mic Preamp**

- Smooth, warm sound
- 30 dB Input and Output Padding
- Phase Reversal
- Analog Metering




**RP583 Studio Tube Compressor/Limiter**

- Designed for Subtle compression applications such as:  
Vocals - Program Material - Soft Instruments
- Side Chain for direct detector circuit access
- Smooth, natural tube compression
- All Tube Gain Circuitry




**RP562 Studio Tube Sonic Exciter**

- Restores Signal Clarity
- Adds Life and animation to the Sound
- Automatic Sound Separation
- Adjustable 1/8dB/Octave Subwoofer
- Subwoofer Clip Indication




**RP533 Studio Tube Multi-Processor**

- ALL THE GREAT FEATURES INCLUDED IN THE RP520, RP583, AND THE RP562 IN ONE MONO UNIT.



Check out our NEW LA120 Tube Compressor/Limiter with the same great features of the RP583 in a single channel unit.



**Bellari is a division of  
Rolls Corporation**

5143 South Main Street  
Salt Lake City, UT 84107  
(801) 263-9053 • FAX (801) 263-9068  
email: [bellari@rolls.com](mailto:bellari@rolls.com)  
[www.xmission.com/~rollsrfx](http://www.xmission.com/~rollsrfx)

# BRINGING THE STORE TO YOU!




"WOW!  
AN AUDIO,  
VIDEO  
SUPERSTORE!"



(608) 831-7330 • Fax (608) 831-6330  
8001 Terrace Ave., Middleton, WI 53562  
[www.fullcompass.com](http://www.fullcompass.com)

Bring the store to your door.  
Free Super Reference Catalog!

# 800-356-5844



# Doing It from a Distance

*You don't have to live in a big city to hit the big time.*

By Michael A. Aczon

A question that lingers in many musicians' minds is whether you need to live in a "music town" to make a living in the music industry. After all, the smog of southern California, the breakneck pace of New York City, and the slow Southern culture of Nashville aren't for everyone.


Despite what you may think, it is possible to savor artistic freedom and success while living in the location of your choice, and many artists have done so. For example, look at Steely Dan leg-

end Walter Becker, who now lives in Maui, Hawaii, has a studio there, and continues to produce records. Or consider multiplatinum producers Jimmy Jam and Terry Lewis, whose Flyte Time Productions is located in Minneapolis, Minnesota.

Granted, Becker made it big and *then* chose Maui as a retreat, but many musicians have nurtured successful careers far away from the major music meccas. With that in mind, this month's column contains some tips on maintaining your long-distance relationship with the music industry. After speaking to a number of musicians around the country, I have chosen to relate the thoughts of a songwriter from the San Francisco Bay Area and two musicians from Cleveland, Ohio, who all manage to "do it from a distance."

Multiplatinum songwriter Andre Pesis lives in Corte Madera, California, a suburb of San Francisco. Pesis has had a number of successes, including "Slow Ride," recorded by Bonnie Raitt on her blockbuster *Luck of the Draw* album; "Wrong," covered by Waylon Jennings; Tim McGraw's first hit, "Welcome to the Club"; and cowriter credits for several songs on Mr. Big's *Hey Man*.

Kenny Anderson is a saxophonist who lives in Cleveland, although he spends a great deal of his time touring with Gloria Estefan's band, which operates out of Miami, Florida. Anderson has also toured and recorded with Expose,





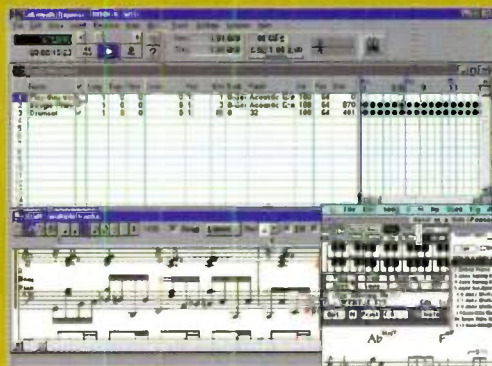
available in North America from

**EDIROL**

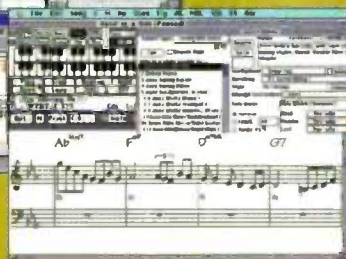
A MEMBER OF THE ROLAND GROUP

# Creative MUSIC RECORDING TOOLS

Choose from  
over 25 catalog  
pages of PC &  
Mac software  
applications.



Cakewalk (Windows)



Band In A Box by PG Music  
(Windows or Macintosh)



Connect your PC or  
Mac in order to:

- > Learn Music
- > Enjoy Music On The Web
- > Compose & Arrange Music
- > Edit Audio/Video
- > Hear High Quality Music



Roland MA-20 Speakers

The highest quality professional  
speaker systems to reproduce your  
audio on the desktop.

The latest from the Sound Canvas family of Roland has  
more sounds, effects, and is easy  
to use creating richer sounds.  
Connect to your PC or Mac.

Roland SC-88 Pro Sound Canvas



Choose  
from the  
largest  
selection  
of midi files.

Call 1-800-380-2580  
for our Catalog

Visit our new website  
[www.edirol.com](http://www.edirol.com)



Laura Porter is a professional saxophonist who has played on stage with the likes of Natalie Cole and the Temptations.

Arturo Sandoval, Tower of Power, and Bobby Caldwell.

Singer/songwriter Laura Porter, another Clevelander, is a saxophone play-

er who has performed with many of that city's rock and R&B bands. She has also toured with Natalie Cole, the Temptations, and several other acts.

**TALENT THAT NEEDS NO ADDRESS**

All three artists agree that living in a remote geographical area is no excuse for being a second-rate artist, and allowing your talent to stagnate will undoubtedly confine you to those regional boundaries. Keeping your chops polished, however, does not necessarily mean that you need to move to Nashville, New York, or L.A.

"Learning your craft can be done anywhere," says Pesis. "There's a lot of good music *everywhere*, and it all

needs to be developed *somewhere*." Sometimes it's better to do this development away from the industry centers so you can catch the business by sur-

prise after you have reached a certain level of competence in your music and business skills.

School can be a haven for growing as an artist. "I went to the University of Miami, which is known nationally as the place where lots of great jazz players develop," explains Anderson. "It's kind of like a musician's fraternity. The players I hooked up with all over the country knew the level of education and excellence required at the school and recommended me for gigs based on the school reputation alone."

"I went to the prestigious Eastman School of Music, but upon graduating I found that there really wasn't a scene in Rochester [New York]," Porter says. "I came back to Cleveland and did everything from playing with local rock bands to theater gigs in order to grow and learn even more. I found that if you reach a certain level of playing or writing, you can live just about anywhere and be successful."

**GIG LOCAL, THINK GLOBAL**

In addition to honing your craft in your home town, you should also start

# COMPUTERS & MUSIC™

SERVING PERFORMERS, EDUCATORS, COMPOSERS, PROGRAMMERS, and SOUND DESIGNERS since 1982

**DIGITAL AUDIO:** ALCHEMY • ANTARES • AUDIOMEDIA III • AUDIOWERK8 • BIAS • DARLA DECK • DIGITAL AUDIO LABS • DIGITAL PERFORMER • DINR • DISC TO DISK • FUSION • HYPERPRISM INFINITY • LAYLA • PROJECT • Q SOUND • RECYCLE • SAMPLECELL • SAMPLITUDE • SOUNDFORGE STUDIO VISION PRO • TIME BANDIT • TURBOSYNTH and more **EDUCATIONAL:** A LITTLE KID MUSIC AURALIA • DISCOVERING MUSIC • JAZZ IMPROVISATION • LISTEN • MUSIC ACE • MUSIC LESSONS NOTE PLAY • PLAY IT BY EAR • PRACTICA MUSICA • RHYTHM ACE SOLOIST • SONG WORKS PIANO • VOYETRA and more **NOTATION:** ALLEGRO • ENCORE • FINALE • MIDISCAN • MOSAIC MUSICTIME • NIGHTINGALE • OVERTURE • RHAPSODY and more **SEQUENCERS:** CAKEWALK • CUBASE FREESTYLE • LOGIC • MASTERTRACKS PRO • MUSICATOR • ORCHESTRATOR PLUS PERFORMER • REBIRTH • VISION and more **SAMPLE CDs:** BIG FISH AUDIO • EAST / WEST HOLLYWOOD EDGE • ILIO • INVISON • Qup Arts • ROLAND, and more **KEYBOARDS / MODULES / SAMPLERS/Pro Audio:** EMU • EVENT • STUDIOLOGIC • GOLDSTAR • KORG • NORD • ROLAND and more :BAND IN A BOX • BEAT BOY • DRUMTRAX • GALAXY • GENERAL MIDI FILES • GOSPEL PIANIST JAMMER PRO • JAZZ GUITARIST • JAZZ PIANIST • MAX • NEW ORLEANS PIANIST • PIANIST • RAGTIME PIANIST • SOUND DIVER • TWIDDLY BITS • UNISYN and much more. Purchase Orders accepted and special pricing available to qualifying schools, churches, teachers and students.

**WWW.COMPUTERSANDMUSIC.COM**

TEL: 800-767-6161

TEL: 415-541-5350

FAX: 415-882-6128

SEND FOR OUR FREE CATALOG

E-MAIL: compmus@well.com

649 Mission St • San Francisco CA 94105

circle #585 on reader service card




# Burn Rubber!

The V8 from Digital Audio Labs. It's 16 real tracks of hard disk recording and editing for the PC. It's up to 32 channels of digital mixing. It's a rack full of realtime EQ's, dynamics processors, and effects units. It's a real hot rod!

## Audio Quality is Job 1

When it comes to sound quality, Digital Audio Labs cuts no corners and the V8 I/O peripherals are no exception. Take the Big Block for example: This 8 channel rack mount A/DD/A sports S/N ratios in excess of 90dB and crosstalk better than 100dB! Add to that the ability to completely configure the Big Block from software, right down to the individual analog gain trims. We even isolated the ground, making the system virtually impervious to ground loops.



**"I wish my mixer was this flexible"**

With the V8's completely unrestricted, totally automated mixing and routing architecture, your only limitation is your imagination. If you can think of a mixer, you can build it. Want a specialized "tracking" mixer with a compressor on every input and a fancy cue matrix? No problem. Want to use that vocal input channel, including all plug-in effects settings and aux sends, on several different mixers? It's done. Create specialized consoles for each job or project and modify and build new channels and buses as needed.



## 300 MIPS, No Waiting

Add up to three DSP Superchargers and RAM induction modules to the V8 and get channels upon channels of realtime, simultaneous EQ's, dynamics processors, and reverbs with Gearhead Approved plug-in packages like the Waves V8 Pack®. Use them on disk tracks or stream live inputs and ADAT channels through them, transforming your V8 into a monster effects rack!



## The Slickest ADAT® Interface on the Planet

Why settle for just the 8 channels of audio when the V8 gives you the whole ADAT enchilada! The V8 MDM Custom interface is the only PC system that includes 8 channels of ADAT light pipe plus full, synchronous ADAT transport control. With the MDM Custom, your ADATs completely disappear into your V8 system. Remote control a single ADAT or banks of them. Fly ADAT tracks on and off the hard disk in rock solid sync. Simultaneously play back ADAT and hard disk tracks through a single mixer with full automation and realtime effects. (Hang in there, DA88 owners- we have a special surprise for you...)



## The Audio Gearhead Partners: The V8's Secret Weapon

Since the V8 runs entirely on third party software, you already know how to drive it! Why shackle yourself to a proprietary software interface when you can choose your own from among a growing list of Audio Gearhead Partners? And don't worry about compatibility between programs and plug-ins; if you see the Audio Gearhead Approved symbol, they're simpatico. But what if your favorite software's not yet Audio Gearhead Approved? No Sweat. The V8's .WAV emulation makes standard windows programs think they're talking to up to four CardPlus's. Now that's hip, Daddy!



13705 26th Avenue North Plymouth, MN 55441  
612/559.9098 Fax 612/559.0124  
www.digitalaudio.com ©1997 Digital Audio Labs

● WORKING MUSICIAN

networking to get your name known on a local level. It's important to develop a good reputation among your peers, whether you're a musician, songwriter, producer, tech, or businessperson. This reputation, combined with connections in your community, can be a tremendous stepping stone to success on a broader scale. For an example of how this works, I took a close look at Cleveland. Even though it is the headquarters of the Rock and Roll Hall of Fame, Cleveland still fights for respect in the music industry. A di-

verse collection of the city's musicians have developed a loose network, sharing information and contacts with each other. Their common bond is that they have all managed to move up to the top of the club and studio scene in the Cleveland area because of their excellent musicianship.

"I'm a sax player by trade, and I've gotten to know many of the top players in a number of different circles—rock, classical, jazz, and R&B," says Porter. "Eventually, the show, club, and studio session gigs from those circles were

passed around among us when someone needed a sub or was overbooked. That networking resulted in discovering a second circle of top people in the business—songwriters, producers, and engineers. These people mostly knew me as a sax player, but when I started to let members of both of these circles hear stuff I was writing and let them know that I was coming out of the closet as a singer/songwriter, they were all very supportive. I find that the higher the caliber of talent and musicianship, the more giving and sharing of information there is."

The floodgates may soon open on this scene: one of the members in the circle Porter describes has signed with a major label and a music-publishing company; another got a call from the West Coast to write and produce music




**There is no substitute  
for being good  
at your craft,  
whether you want  
your career  
to thrive  
locally or nationally.**

for a movie project. If either of them are successful and the music industry repeats its pattern of mining from the source of this gold, the A&R teams can't be far behind. (Remember the frenzied signing of talent from Athens, Seattle, and Austin?) So, it pays to be at the top of your local scene should the national spotlight shine on your town.

Pessis illustrates this point with a story about coming up with his peers. "I've had a lot of successes here because I've concentrated on the local scene and milked it. I have in the past and continue to pitch songs sideways—meaning I don't always go after the major stars—and it really got my career going. I wrote a song for a guy I played with in a local band, and he liked it. The song happened to be 'Walking on a Thin Line,' the guy happened to be Huey Lewis, and *Sports* happened to be a huge

# Serious About Music?

**T**HE RECORDING INDUSTRY SOURCEBOOK IS THE ESSENTIAL NORTH AMERICAN MUSIC BUSINESS AND PRODUCTION DIRECTORY. FOR THE INDUSTRY PROFESSIONAL IT'S THE PERFECT DESKTOP OR TOUR BUS REFERENCE. FOR THE ARTIST, AN INSTRUMENT TO ACCESS THE BUSINESS OF MUSIC.



**NEW** to the 1998 NINTH EDITION are streamlined categories to quickly direct you to the information you need. This exclusive industry resource is loaded with essential information, and is clearly defined by tab sections for each category. The SOURCEBOOK's durable, spiral-bound construction will see it through repeated office reference or a cross-country tour.



**THE RECORDING INDUSTRY SOURCEBOOK** is the complete **SOURCE** for industry contact information, containing over 12,000 listings in more than 53 categories. Production categories include information about rates, equipment, credits, staff and specialties. Business listings include names and titles, phone and fax numbers, styles of music represented, whether or not unsolicited material is accepted, and more.

### ORDER INFORMATION:

**\$79.95** plus \$9.95 shipping & handling US Mail ; \$11.95 UPS delivery.  
To order by phone in the US call (800) 543-7771, by fax (800) 633-6219;  
outside the US: TEL (913) 967-1719, FAX (913) 967-1901  
or send a check or money order made payable to **Intertec Publishing**,  
c/o Intertec Publishing, P.O. Box 12901, Overland Park, KS 66282-2901

SOURCE CODE EM

# THAT'S why it sounds so good!

You make the music. And THAT Corporation makes the Integrated Circuits that put you in control. Squeeze it, stretch it, bend it, fade it... THAT ICs respond to your every musical demand, giving you total control over dynamic range and level.

To the careful listener, the truth is self-evident. Not all VCAs are created equal. Some add unwanted distortion... or noise... or produce nasty thumps when they change gain. But THAT VCAs consistently deliver clean, rich, pure sound. They don't add or subtract from your music, except where you want.

From mixers to compressors, to gates and find THAT VCAs inside the world's

other dynamic processors, you'll most renowned audio gear. So, whether you need to tame a bass guitar, even out a vocal track, or gate a snare drum, insist on THAT ICs in your next audio processor.

With THAT ICs, you'll get all the music and every ounce of emotion you pour into it.

THAT's the inside story. Ask your dealer to demo audio gear with THAT ICs inside.

## THAT Corporation

734 Forest Street  
Marlborough, Massachusetts 01752 USA  
Phone (508) 229-2500 • Fax (508) 229-2590  
email: [info@thatcorp.com](mailto:info@thatcorp.com)

THAT Corporation products are distributed throughout the world.

circle #587 on reader service card

record for Huey Lewis and the News. It just works that way. You never know who's going to be next in your town."

### FREQUENT FLYING

Sitting at home sulking about being ignored by the industry will not make things happen for your career. And when you are ready to show your wares, all three artists agree that taking aggressive measures to make solid industry connections is absolutely necessary—even if they're not in your home town.

"As far as being a writer is concerned, having a good publisher in one of the major music markets is essential," stresses Pessis. "My publisher [Bob-A-Lew Music] is based in L.A. but also has a Nashville office. They are right in the middle of things, so they are constantly in contact with projects that may need my music. Writers need to get on the plane and try to make direct contact with the publishers and record labels in these markets. A writer's work can just die in the mail. Anybody who thinks they can pitch songs entirely by mail is simply being unrealistic."

Conversely, the road gigs are picked up more by word of mouth from other musicians than through "business"

types like managers or agents. "I was actually at a low spot in my career, arguing with a Cleveland club owner over a hundred bucks for a gig," says Anderson, "when I got recommended for the Gloria Estefan tour by a University of Miami alumnus I hadn't heard from in eight years! By being on the road, I meet other musicians doing similar gigs and don't have to go to New York or L.A. to find a tour."

When she set her mind on establishing herself in the industry, Porter says she simply "cold" called. "I took a leap, was ready for rejection, and took it a call at a time," she explains. "It resulted in hooking up with an A&R person here, a lawyer there, each one leading to another contact. I've managed to keep contacts on both coasts abreast of what I am doing, and the important ones have given me good advice that I have taken in working to develop myself, my music, and my career plans."

### MAINTAINING CONTACTS

Whether your fingers are dancing across the computer keyboard while you work on your Web site or doing the walking through your tattered old telephone book full of industry contacts, making contact and then staying in touch is crucial.

The World Wide Web offers the widest range of exposure and a bit of an industry curiosity factor. If you are considering using the Internet as a way of promoting yourself, remember that simply putting cool music and graphics on the Web does not ensure that people will see it. The number of sites featuring new talent has exploded, so an effective marketing campaign—both to the general public and to industry types—is necessary for you to be seen. Label people I have spoken to do admit to cruising the Net, but remember, once an A&R person has bookmarked a site that she thinks will provide a steady supply of new talent, she is likely to keep going to that spot rather than searching for

new sites. When seeking a "showcasing" site (for example, the Internet Underground Music Archive), don't be afraid to ask if they have regular contact with major and independent labels. Many services will charge you a hefty fee and can't even prove that A&R people visit the site! (For more on using the Internet for promoting your act, see "Working Musician: Networking with E-mail" in the October 1995 *EM* and "Going Global" in the December 1996 issue.)

Regardless of the availability of high-tech communication tools, some kind of personal contact is still a necessity. After all, the business side of the music industry is based on communication, which can be a disadvantage for those who choose to do it from a distance. A large phone bill was a universal trait among the people I interviewed for this article.

"Dealing with a band based in Miami, handling the details of travel all over the place, and then calling home and taking care of my band from the road ends up costing a lot," says Anderson.

Porter adds, "My phone bill? Arghh!!! When I'm on my 'staying in touch' calling sprees to industry contacts on both coasts, it's hundreds of dollars a month. But it's the price I have to pay. As with any other small business, it's a cost of doing business in a national marketplace."

Pessis echoes this sentiment, saying that his phone bill reflects scheduled writing sessions conducted over the phone with collaborators in Nashville and Los Angeles.


Nonetheless, the effort put into keeping up your personal contacts is well worth the trouble and the expense. Artists who work far from the major music centers can't "do lunch" or see contacts regularly at industry events, so they need to be in touch with someone who will, for instance, help oversee the submission of a demo. "Staying in contact is key," says Pessis, pointing out again that the more personal contacts you can make, the better. "Being Johnny-on-the-spot will always get you closer to success."

### THE MUSIC-GO-ROUND

A number of musical communities have formally organized in an effort to bring the music industry to them. Numerous regional songwriting associations, such as the Arizona Songwriters Association and the Alaska Songwriters Association, lobby to get industry representatives



Saxophone player Kenny Anderson lives in Cleveland but spends much of his time touring with Gloria Estefan's band, which is based in Miami.



Songwriter Andre Pessis has found success penning multi-platinum hits from his home base in Corte Madera, California.

with one of the major music markets, but they point out that permanent relocation is not a requirement for success, and each cited the quality of life in their respective towns as a major factor in their overall well being. "To be fair," says Pessis, "I could make more money living in one of the music centers. I think about it now and then when things get slow. I grew up in New York, settled here in northern California, and love it here. The quality of life means a lot to me, and I'll forgo the extra money to enjoy that."

"I'm prepared to spend a considerable amount of time in my working year on one of the coasts networking, writing, and doing the things necessary to promote records and songs, but I'll maintain a residence here in the Cleveland area," explains Porter. "I'm just a Midwest kind of girl and need this environment for my sanity."

"Cleveland will remain my town, primarily for family reasons but also for the artistic opportunities available here," says Anderson. "I have a solo project I'm working on and a band called the Power City Horns as well as local gigs that I can leave when I tour and pick up every time I return. My friends in Los Angeles can't do that. When they leave town to go on a road gig, someone is always ready to jump right into the spot they left open, and it's sometimes hard to reconnect all over again, time after time."

With all this in mind, maybe you can put that move to L.A. on hold. Just polish up your demo, get your Internet site up and running, and buy a roll or two of postage stamps and a couple of round trip tickets to the music centers. Then brace yourself for the phone bills, and hit the streets with your music. If planned well and done right your career, too, can reach fruition from a distance.

Michael A. Aczon is a Bay Area entertainment lawyer, music-business educator, and frequent EM contributor. He is currently working on his first book.

from performance-rights societies and A&R reps from labels and publishing companies to come to their towns to see and hear talent. Some of these efforts have evolved into major industry events, as evidenced by the continued growth and success of South by Southwest in Austin, Texas.

Be cautious in choosing which of these industry events to attend. Some independent promoters, understanding that many musicians are willing to spend a lot of money to make a connection, will sell tickets to such events without delivering the education or contacts necessary to make a difference in your career.

The National Association of Recording Arts and Sciences (NARAS), the organization responsible for the Grammys, currently has a music-industry outreach program that it takes on the road, traveling to colleges across the country to promote opportunities in the industry. Your local college or music conservatory may also be interested in sponsoring an educational event, which could include bringing industry executives to you.

#### WHAT'S MY ADDRESS?

The artists I interviewed acknowledge that some kind of contact is necessary

## Record Deals.

## Publishing Deals.

## Film/TV Music Deals.

## Foreign Deals.

## We're Not Kidding...

But you won't know that unless you call this toll-free number and request our FREE information kit.

### 1-800-458-2111



# TAXI

The Leader in Independent A&R


Circle #588 on reader service card



# Learn the Miller Method

*A cogent repair method now can ward off madness later.*

By Peter Miller  
with Paul Howard



**Y**ou're in your shop on a hot afternoon, looking at a synth you've just disassembled. Having worked previously on smaller pieces of equipment with fewer fasteners and parts, you thought you could remember where everything had come from. Being fastidious, as a good tech should be, you neatly piled all the screws, washers, and other hardware to the side for later reassembly. Suddenly, you realize there are more parts than you can possibly keep track of. How are you going to remember where they all go?

First of all, calm down. There, that's better! Now I can introduce you to my method for repairing synthesizers and other devices commonly used by musicians. I call it the Miller Method, and

I've used it to train many technicians. This month, we're going to discuss three basic principles of the Miller Method. In future columns, we'll discuss additional principles and get into more detailed explanations.

## **BEFORE YOU START**

First you must understand what the customer wants and doesn't want. If you're a professional service tech, that means reading the work order. Obviously, if you are repairing your own gear, you are the customer, which simplifies things.

Next, before taking anything apart, you must do a bench test. The idea here is to get familiar with each repair job. Carefully examine the gear and record all the symptoms that you can. This is sort of like playing Sherlock Holmes: we are seeking clues to solve a mystery. Sometimes the symptom described by the customer doesn't match your observations, and that's where the fun begins. We have to find a match between the clues brought to us by our customers and the clues we observe ourselves. A simple bench test is the place to start. Let's get to it.

## **ASSUME NOTHING**

The first principle of the Miller Method is *assume nothing*. Verify everything empirically, even things that seem as obvious as a blown fuse. Write down all important details. Before repairing

JACK DESROCHER



# eas·y (ēz´i), adj.

1. not difficult; that which can be done with ease.
2. free from trouble & anxiety



"The install was a snap  
- no problems at all...  
I think you have a  
GREAT product here"  
JG in California

"This card is  
pretty kick-ass!"  
DB in Massachusetts

"I like it!!! Its manual is  
understandable, it installs  
easily, sounds great,  
everything works"  
HM in Florida

## WAVE/4™

4 channel  
PC digital audio card

## Gadget Labs™

*Essential tools for the musician's PC*

surf the web to '[www.gadgetlabs.com](http://www.gadgetlabs.com)'

US & Canada ☎ 1-800-660-5710  
Worldwide ☎ 1-503-827-7371  
E-mail ✉ [info@gadgetlabs.com](mailto:info@gadgetlabs.com)

Gadget Labs and Wave/4 are trademarks of Gadget Labs, Inc. Other names mentioned are trademarks or registered trademarks of their respective companies. Prices, specifications and availability subject to change without notice.

Gadget Labs, Inc. ■ 333 SW 5th Ave. Suite 202 ■ Portland OR 97204

circle #589 on reader service card

World Radio History

● SERVICE CLINIC

anything, set the gear in question up on the bench, and make it do what it's supposed to do.

For example, I recently played a keyboard that was in my shop for repairs. In doing so, I found several problems in addition to the customer's original complaint of a bad output jack. Now I can tell the customer about these newly discovered problems, and she can decide whether she wants our techs to proceed with the repairs.

After the initial bench check, unplug the device and wait 15 to 30 minutes for stored electrical energy to dissipate before disassembly.

**SENSE AND SENSIBILITY**

The second principle is *use your senses*. Before opening an instrument, take advantage of this moment to observe carefully any telltale signs on the exterior of the instrument. Then remove the cover, and thoroughly examine the interior. After all, you may be the first person to look inside the instrument since it left the manufacturer or the last service shop, and that's a privileged perspective.

Look carefully for any obvious problems. This is easier said than done, of course; it takes a well-trained eye to spot some problems. But most repairs are mechanical in nature. After all, these products "live" in a hostile environment: they are carried around the world, getting bumped and banged along the way; they sit in smoky bars; and they generally get all manner of contaminants in them.

Look for signs of internal structural damage or contamination, such as spilled coffee. Sniff around for burned or otherwise damaged electronic components. Feel for components that have overheated if the instrument was powered up recently. Use all your senses (with the exception of taste, of course). Always make notes on everything you find.

**MEMORY LANE IS POORLY LIT**

If I were to walk into your shop right now while you have that synth disassembled, would I see a box of assorted fasteners next to the synth? Do you remember where they all came from? Hold on, don't panic. That brings us to the third principle of the Miller

Method: *don't rely on your memory—no matter how good you think it is.*

Keeping track of every fastener may seem awfully picky, but placing the wrong fastener in the wrong hole can have serious consequences. When the designers of electronic instruments specify a type and size fastener for a given application, it's for a very good reason. Those fasteners, despite their simplicity, are critical to the proper functioning of all electronics.

Once you've tested a piece of equipment and identified its problems, carefully remove all the fasteners in the correct sequence to examine the interior of the instrument.

Buy some compartmentalized plastic bins, and use them to keep track of the fasteners so they don't get mixed up or misplaced. As I remove the fasteners, I use the bins to organize each one according to where it came from. Most of my bins are labeled with the common fastener locations—front panel, back panel, circuit board, etc.—and I leave some blank spaces to label new ones. I also often draw a simple sketch showing the location of different parts.

**DIGITAL EVERYWHERE!**

HARDWARE UPGRADABLE THROUGH SOFTWARE

MULTI-LAYER PCB

AES/EBU DIGITAL IN

AES/EBU DIGITAL OUT

STEREO MONITOR

EXPANSION CONNECTOR

24 BIT DIGITAL SIGNAL PROCESSOR

COMPLETE LINE FILTERING

S/PDIF DIGITAL OUT

S/PDIF DIGITAL IN

OPTICAL DIGITAL OUT

OPTICAL DIGITAL IN

**SONIC FOUNDRY** Includes Sound Forge XPI

**ZEFIRO ACOUSTICS**

**THE CARD WITH CONNECTIONS**

The powerful DSP based ZA2 is the latest in direct hard disk recording for your PC based studio. The ZA2 records and plays back simultaneously using any Windows based program and has the added convenience of a built-in analog stereo monitor output. All three digital formats are available without switching cables and can be completely SCMS free!

The digital signal processor cleanly converts 48kHz audio to 44.1kHz while recording, and PQ subcode is automatically generated from the DAT stream making CDR mastering a breeze!

And if that weren't enough, the ZA2 also includes software to back up your hard disk files to an audio DAT deck.

**Now with 20bit recording and Win NT4.0 drivers**

<http://www.zefiro.com>  
 email: [info@zefiro.com](mailto:info@zefiro.com)  
 Tel: 714.551.5833  
 Write: P.O. Box 50021  
 Irvine, CA 92619-0021

Design engineers also specify how much force should be used when a fastener is tightened. Too much force may strip threads, compromising ruggedness and reliability. Too little force can cause a fastener to work its way out over time. Then it can rattle around inside the instrument, causing electrical shorts. This can make a very expensive instrument burn up in a cloud of noxious smoke.

### MAKE YOUR MARK

As you disassemble anything electronic, keep track of what you're doing. Mark internal electronic connectors with a felt-tip pen, noting their location and orientation. Putting a connector in backward can have disastrous consequences. If you must remove circuit boards from an instrument, make liberal use of marking pens: show exactly where each board was located, the positions of mounting screws and connectors, and so on. Use different colors, if necessary.

Make simple, clear drawings as you go along, and keep them with the instrument. Nothing compares to the unspeakable panic you experience when you realize you haven't a clue how something goes back together. Memory fails us most often when we're under pressure.

Other handy tools for marking things are self-adhesive colored dots, file-folder labels, and colored nylon wire ties. It takes far less time to make a simple note reminding you of where or how something is assembled than it does to piece together something that resembles a 3-dimensional jigsaw puzzle.


### MOVING RIGHT ALONG

We've made a good start this month. Remember, the first three principles of the Miller Method are *assume nothing, use your senses, and don't rely on memory*. Is there more to this method? Certainly! We'll continue this discussion in future columns.

In the meanwhile, get out that schematic, buy some plastic bins and colored markers, and sort those fasteners!

*Peter Miller has specialized in the repair of electronic musical instruments for over 30 years. He has owned CAE Sound since 1980 and has designed custom audio electronics for groups such as Tuck and Patti, Counting Crows, and the Grateful Dead. Paul Howard is a staff service tech at CAE.*

# "LISTEN...NO HUM!"



\$74<sup>95</sup>

#### HUM ELIMINATOR

- Eliminates AC Hum
- Breaks Ground Loops
- Balanced or Unbalanced
- 2 and 8 Channel Models

# EBTECH



#### LINE LEVEL SHIFTER

- -10dBV ↔ +4dBu Conversion
- Balanced or Unbalanced
- Eliminates AC Hum
- 2 and 8 Channel Models

\$89<sup>95</sup>

## TURN UP THE VOLUME!

CALL FOR A DEALER NEAR YOU... (619) 271-9001

circle #560 on reader service card

circle #592 on reader service card

we're not the experts... you are.



# grandma's

MUSIC & SOUND

albuquerque, new mexico

<http://www.grandmas.com>

1-800-444-5252

DOWNLOAD IT NOW !!!

HTTP://WWW.PGMUSIC.COM

You can order & download Band-in-a-Box, PowerTracks & many other PG Music products immediately at <http://www.pgmusic.com>


# BAND-IN-A-BOX™

## VERSION 7.0 FOR WINDOWS & MACINTOSH

### Intelligent software for IBM (Windows/DOS) & Macintosh\*

(\* NOTE: ATARI Band-in-a-Box available only in Ver. 5)

**Version 7 for Windows & Macintosh is here. Automatic Accompaniment has arrived!**  
Type in the chords to any song, using standard chord symbols like C or Fm7b5, choose the style you'd like and Band-in-a-Box does the rest... Automatically generating professional quality five instrument accompaniment of bass, drums, piano, guitar & strings in a wide variety of styles.



Windows version shown above

**100 STYLES INCLUDED WITH PRO VERSION.** Jazz Swing • Bossa • Country • Ethnic • Blues Shuffle Blues Straight • Waltz • Pop Ballad • Reggae • Shuffle Rock • Light Rock • Medium Rock Heavy Rock • Miami Sound • Milly Pop • Funk • Jazz Waltz • Rumba • Cha Cha • Bouncy 12/8 Irish • Pop Ballad 12/8 • Country (triple) • and 75 more!

**BUILT-IN SEQUENCER** ALLOWS YOU TO RECORD OR EDIT MELODIES.

**BUILT-IN STYLEMAKER™.** You can create your own 5 instrument styles using the StyleMaker section of the program.

**SUPPORT FOR OVER 70 SYNTHS BUILT-IN.** Drum & patch maps included for over 70 popular synths. General MIDI, Roland GS & SoundBlaster soundcard support included.

**STANDARD MUSIC NOTATION** and leadsheet printout of chords, melody and lyrics. Enter your songs in standard notation & print out a standard lead sheet of chords, melody and lyrics.

**AUTOMATIC HARMONIZATION.** You can select from over 100 harmonies to harmonize the melody track, or harmonize what you play along in real time. Play along in "SuperSax" harmony, or harmonize the melody with "Sbearing Quintet". Create your own harmonies or edit our harmonies.

## NEW! Additional features in Version 7.0

**Band-in-a-Box 7.0 for Windows & Macintosh breaks new ground with over 60 new features!**

Band-in-a-Box 7.0 is here! This major upgrade includes over 60 new features. We've added an amazing new feature called "Automatic Soloing". Choose the type of soloist you'd like (from 100 available) and the program creates and plays a solo in that style, along to any song! Or create your own soloists. This is hot! These solos are of the highest professional quality, rivaling solos played by great musicians! And there's lots more in 7.0 - improved notation, step time/notation edit of StyleMaker patterns, scroll ahead option for notation, improved synth support, over 60 new features in all!

**OUR CUSTOMERS LOVE VERSION 7.0!** "Wow! The soloing sounds amazing... how can it do that?" "I love the notation improvements." "Another winner - thanks!" "You guys have added everything I wanted."

## NEW! Add-ons for Band-in-a-Box Version 7.0! Jazz, Rock & Bluegrass Soloist Disk Sets

- Soloist Disk Set #2: "Killer" Jazz Swing Soloing \$29
- Soloist Disk Set #3: Specialty Jazz Soloing \$29
- Soloist Disk Set #4: Rock Soloing \$29
- Soloist Disk Set #5: Bluegrass Soloing \$29
- Bluegrass MIDI-FakeBook (50 songs) \$29

An exciting aspect of the Soloist feature in Band-in-a-Box Ver. 7 is that the program is able to increase its musical intelligence by analyzing new solos it is exposed to. It learns by "ear" and constantly gets better and better! Then the Soloist can incorporate the soloing we expose it to into its own playing. We've now created brand new soloist KnowledgeBases with dramatically enhanced results. We've created stunning new soloists in the jazz, rock and Bluegrass styles, and are offering them as new Soloist Disk Sets for Band-in-a-Box 7. The packages include **bonus styles** (some also include demo songs) to augment your BB with your favorite types of music.

**SOLOIST PAK - ALL 4 Soloist Disks + Bluegrass MIDI-FakeBook on disks or CD-ROM \$99**

**Bluegrass MIDI-FakeBook**  
50 Bluegrass standards with chords & melodies performed on MIDI guitar by Bluegrass virtuoso Marty Cutler.

**NOTE:** Soloist Disk Set #1 is included with Band-in-a-Box 7.0 and upgrade, so is not offered as an add-on.

## BAND-IN-A-BOX PRICES

**NEW CUSTOMERS (IBM/Macintosh/Atari\*)**

Band-In-A-Box Pro (first time purchase) .....\$88  
Version 7, Styles Disks 1-3, Harmonies Disk 1 + Soloists Disk 1

ULTRAPAK (first time purchase. Also available on CD-ROM) .....\$189  
The UltraPAK includes Pro version 7, Styles Disks 1-8, Harmonies Disk 1 + Soloists Disk 1 (\* ATARI available only in Version 5)

### ADD-ONS

Styles Disk #4 .....\$29  
Styles Disk #5 .....\$29  
Styles Disk #6 .....\$29  
Styles Disk #7 .....\$29  
Styles Disk #8 (included with Version 7 upgrade) .....\$29  
MIDI-FakeBook (100 songs on disk) .....\$29  
Bluegrass MIDI-FakeBook (50 Bluegrass standards on disk) .....\$29  
Soloist Disk Set #2 - "Killer" Jazz Swing Soloing .....\$29  
Soloist Disk Set #3 - Specialty Jazz Soloing .....\$29  
Soloist Disk Set #4 - Rock Soloing .....\$29  
Soloist Disk Set #5 - Bluegrass Soloing .....\$29  
Soloist Pak - All 4 Soloist Disk Sets + Bluegrass MIDI-FakeBook .....\$99  
NOTE: Soloist Pak available on disks or CD-ROM. Soloist Disk Set #1 included with Version 7 upgrade

### UPGRADES

Regular Upgrade to Version 7 (for Windows & Macintosh) .....\$49  
Includes Styles Disk 8 + Soloists Disk 1, Upgrade from Version 6  
Complete Upgrade to ULTRAPAK (also available on CD-ROM) .....\$89  
Includes Styles 1-8 (these are all the Styles Disks we have made for Band-in-a-Box!)

**MEMORY REQUIREMENTS:** DOS (640K), Windows (8 mb), Macintosh (8 mb), Atari (1040)  
**HELP!** I forgot to send in the Registration Card, but I want to upgrade now!! No problem. Since the upgrade checks for any previous version of Band-in-a-Box, you can order the upgrade even if you forgot to register! Or register & order online at <http://www.pgmusic.com>

**PG MUSIC INC.** Maker of PowerTracks, The Pianist series & The Jazz Soloist  
266 Elmwood Avenue Suite 111 Buffalo NY 14222

Phone Orders **1-888-PG MUSIC** **24 HRS**  
1-800-268-6272 or 250-475-2874

SALES ORDERS & INFORMATION FROM OUR WEB PAGE  
<http://www.pgmusic.com>

VISA/MC/AMEX/cheque/mo/po# Fax 250-475-2937

Mac OS

WINDOWS 95  
3.1 & 3.11  
FRIENDLY

# Hot new software programs created by PG Music!

**NEW!**

**The Pianist**  
Vols. 4 & 5

**The Modern**  
Jazz Pianist

**The Latin**  
Pianist

**The Irish**  
Pianist

**PowerTracks**  
Pro Audio 4.0

**The Blues**  
Pianist

**The**  
**Bluegrass**  
Band

## THE PIANIST SERIES

WINDOWS • MACINTOSH  
ATARI • DISKLAVIER

Each program contains piano music performed by world class pianists PLUS memos, trivia questions, biographies, Guess the Song games & more. They are ideal for learning to play piano, or for background music while you use other programs. Windows versions also display & print standard music notation & chord symbols for pieces. They are available for WINDOWS, MAC & ATARI, & are also available in Yamaha Disklavier & Roland SoundBrush format.

### NEW! The Modern Jazz Pianist™ \$49

The Modern Jazz Pianist™ features over 50 tunes in Modern Jazz styles. Audio pianists Renee Rosnes, Miles Black, Ron Johnston and Brad Turner play over 50 times in a wide variety of Modern Jazz Piano Styles. Emulating styles made famous by Herbie Hancock, Fred Hersch, Cedar Walton, Mulgrew Miller and more. Full of info on the masters of Modern Jazz Piano! Includes player program to see/study the music using notation and on-screen piano.

### NEW! The Latin Pianist™ \$49

Over 30 Latin and Salsa piano and trios pieces by famed Latin pianist Rebecca Manley-Santana (editor of *Sher Music's Latin Real Book*). Including authentic Latin/Salsa piano songs and styles including Conga, Cumbia, Merengue, Son, Mambo, Cha-cha-cha, Guaracha, Samba, Partido Alto, and more. Includes player program, song memos, descriptions/analysis of styles and real-time piano score.

### NEW! The Irish Pianist™ \$49

Great Piano Performances of over 50 old and new Irish piano styles by top Irish pianist, Pat Crowley. Including traditional styles like jig, reels etc. and newer styles popularized in "RiverDance." Includes pictures of Ireland, song memos, biographies and information on Irish music. Over 3 hours of music.

**Nearly 900 of the world's most popular classical piano pieces, performed by world-class concert pianists!** per volume **\$49**

Moonlight Sonata, Sonata Pathétique, Minute Waltz, Claire de Lune, Mephisto Waltz, Hungarian Rhapsody, Fantasie Impromptu, Military Polonaise... 900 in all!!!

PLUS... Music Trivia Game, "Guess the Song", program notes, biographies, music dictionary (on disk) & more!  
**OUR CUSTOMERS LOVE THE PIANIST... "Incredible... amazing... terrific... masterful... fabulous... love it... my favorite program!"**



### NEW! The Pianist Volume 4

We've added 200 fabulous selections to The Pianist program. Along with the companion volumes, there are nearly 900 of the world's classical masterpieces available in The Pianist series! More music by your favorite composers includes Haydn, Mozart, Liszt, Debussy, Fauré, Schumann & Schubert. Now listen to the complete Mozart Piano Sonatas, Chopin Etudes, Preludes, Ballades & Scherzi, Schumann Carnaval & Album for the Young (complete), Debussy Preludes (complete) & much more! INCLUDES ALL NEW Program Notes!

### NEW! The Pianist Vol. 5 • Beethoven Sonatas

For the first time... ALL 32 Beethoven Piano Sonatas are available on NEW "must have" MIDI performances for The Pianist program. The greatest sonatas ever composed for the piano have been performed by world class pianists for your study & enjoyment. INCLUDES... program notes about the sonatas!

Volume 1 (215 selections) • Volume 2 (200 selections) • Volume 3 (170 selections)  
Volume 4 (200 selections) • Volume 5 (complete Beethoven Piano Sonatas)  
Each volume \$49 • Volumes 1-3, \$99 • Volumes 1-5, \$149

### The Jazz Pianist™ \$49

This program makes it "too easy" to learn to be a great jazz PIANO player! Top jazz/studio pianists play 60 jazz standards in a wide variety of styles. Hear the music with CD-quality through your sound card or MIDI system. Most pieces have bass/drums as well as piano so you get a full sounding jazz trio for the tunes! Jazz Trivia game & Guess the Song game, program notes, biographies & music dictionary (all on disk).

### The Jazz Pianist Volume 2

Volume II upgrade - \$49 (requires The Jazz Pianist) • first time purchase: Volume 1 & 2 - \$98  
60 more fabulous jazz standards for Volume 2, complete with new program notes and biographies!

### The Ragtime Pianist™ \$49

Over 90 ragtime & early jazz piano standards, played on MIDI keyboard by top Ragtime Pianists... and featuring world-renowned Ragtime performer JOHN ARPIN! Hear virtuoso performances of every Joplin rag in this program, as well as many other rags, CakeWalks, waltzes & other Ragtime Era tunes by Eubie Blake, Joseph Lamb, Daniels and, of course, Scott Joplin.

### The New Orleans Pianist™ \$49

Over 60 "New Orleans Style" piano music standards, played on MIDI keyboard by top New Orleans pianists Henry Butler, Jon Cleary, Tom McDermott, Joel Simpson & David Torkanowsky playing a wide variety of New Orleans, R & B, Blues & Ragtime piano music.

### The Gospel Pianist™ \$49

Over 50 Gospel style piano pieces played on MIDI keyboard by top Gospel pianists Louise Rose, Davell Crawford, Henry Butler, Sam Berfect, Derrick Bethune, Joel Simpson & Jon Cleary. The "Gospel Piano" style underlies much of the blues, jazz & popular music played today.

### The Christmas Pianist™ \$49

This software includes great piano performances of over 50 all-time favorite Christmas songs and carols - ideal for listening or singalong! On-screen lyrics, notation & piano keyboard, piano notation printout, background playback, Music Trivia & Guess the Song games & more!

## PowerTracks Pro Audio 4.0™ New version! Cool Features. Same Low Price \$29

PowerTracks Pro Audio 4.0 is a professional, fully featured digital and MIDI workstation packed with features for musician students and songwriters. With seamlessly integrated digital audio/MIDI recording, and built-in music notation, PowerTracks turns a typical soundcard equipped Windows PC into a music production powerhouse! Comes with CD-ROM based video training; **MultiTracks CD-ROMs!** Jazz, Blues & Rock MultiTracks Play along CD-ROMs available, each with over one hour of multi-track digital audio music on CD-ROM for play along or use in PowerTracks. Pricing: PowerTracks Pro Audio \$29, Upgrade \$10, PowerPAK (Program & all 3 MultiTracks CD-ROMs) \$49, Upgrade to PowerPAK \$39



### NEW! The Blues Pianist™ \$49

Volume 1 (50 pieces - older styles) \$49 • Volume 2 (50 pieces - newer styles) \$49

Each volume contains over 50 great down-home blues piano stylings by top professionals! Playing in a wide variety of blues piano styles - Boogie Woogie, Slow/fast boogies, jazz blues, New Orleans style, Chicago blues & more. These are the styles made famous by Pete Johnson, Albert Ammons, Jelly Roll Morton, etc. Hours of listening pleasure! Full of info & trivia on the great masters of piano blues. Slow them down & learn the licks! The perfect gift for any blues lover.

### The New Age Pianist™ \$49

Over 70 "New Age" & "New Age-Jazz" style piano pieces, played on MIDI keyboard by top performers.


A beautiful collection of solo piano compositions which draw their inspiration from the natural world. Full range of "New Age" piano techniques are presented: "ambient" performances in the style of George Winston & "New Age-Jazz" performances in styles of Chick Corea/Keith Jarrett. Includes song memos, biographies & information on important New Age musicians. Includes photo album of stirring nature scenes & real time piano score (notation in Windows version only). Over 3 hours of music!



### The Children's Pianist™ \$49

Over 70 of the best loved children's songs for listening & singalong!


Lyrics to all songs displayed on screen in large type. Chords, lyrics & music notation. On-screen lessons explain the techniques of piano accompaniment. Examples of Albert Bass, embellishments, syncopation, stride style & many more techniques! Over 4 hours of music! Includes words & music for 70 songs: London Bridge, Camptown Racetrack, Home on the Range, My Bon & Lies Over the Ocean, and many more!



### The Bluegrass Band™ \$49

Virtuoso live performances of 50 Bluegrass standards!


These MIDI files are great! As you listen to the tunes, you can single out any of the instruments using the on-screen fretboard display, tablature or notation. PLUS... Lots of Bluegrass pictures, bios, & trivia (all on disk) & much more. Our most "feel good all over" program so far. Includes: Wildwood Flower, Sally Goodin, Cripple Creek, Fire on the Mountain, Pigtown Fling, Red Haired Boy, Jesse James & many more!



### NEW! The Jazz Soloist™ Vol. 3 \$49

Vol 1 (50 pieces) \$49 • Vol 2 (50 pieces) \$49 • Vol. 3 (60 pieces) \$49

The Jazz Soloist is a music program with professional jazz quartet arrangements. Each song features a great jazz solo played by top jazz musicians, as well as piano comping, bass & drums. Vol. 3 of the Soloist series features Latin, Blues, & Jazz Waltz stylings. Includes Jazz Soloist program with MIDI files, & also files in Band-in-a-Box format. Sight-reading was NEVER so much fun before the Jazz Soloist series! (NOTE: Mac users get on-screen notation only when running the files in Band-in-a-Box; Volumes work together or as standalone programs.)



### The Jazz Guitarist™ (Windows, Mac, Atari) \$49

Over 60 jazz standards played on MIDI guitar by top jazz/studio guitarist Oliver Gannon

Hear the music with CD-quality through your sound card or MIDI system. Most pieces have bass/drums plus guitar so you get a full sounding jazz trio for the tunes! On-screen fretboard shows you exactly what notes & chords are being played on the guitar. Slow down the performance or, better still, step through the music chord by chord, so you can learn every note as it's played!

PLUS MANY MORE FEATURES... Jazz Trivia game & Guess that Song game, memos, biographies (all on disk) • Over 60 Top jazz standards with complete guitar arrangements • Background playback so you can listen while working in other programs • Special support for Roland GS or General MIDI modules • Standard MIDI files can be used in other programs or for presentations • Use your existing sound card or MIDI synthesizer

### Other products...

Multi MPU401 Driver for Windows 3.1/95 \$19  
Windows driver that allows 10 programs to use the MPU401 at the same time.

SC-PRO Editor for Windows & Macintosh \$29  
mixing/editing of every feature of the Sound Canvas and other Roland GS cards/modules

"INSIDE BAND-IN-A-BOX" Video Instruction Tapes for Version 7  
Over 3-1/2 hours of video instructions, narrated by program creator Peter Gannon. Vol. 1 Basics, creating & entering songs, solos & entering notation \$29; Vol. 2 Advanced, creating harmonies, new soloists & new Styles \$29; Both volumes \$49. Available in VHS or PAL format. NOTE: Video tapes demonstrate Windows version of Band-in-a-Box. Macintosh version contains similar features.

### PHONE ORDERS 1-800-268-6272 or 250-475-2874

VISA/MC/AMEX/cheque/mo/po# Fax 250-475-2937  
Add \$5.00 Shipping/Handling per order (\$10 outside USA/Canada)

OPEN LATE NITE: 9 am - Midnight EST  
e-mail address - Internet: sales@pgmusic.com  
ORDER/DOWNLOAD MOST PRODUCTS FROM OUR WEB PAGE - www.pgmusic.com

**PG Music Inc.**  
266 Elmwood Avenue, Suite 111, Buffalo NY 14222

**30 DAY UNCONDITIONAL MONEY BACK GUARANTEE ON ALL PRODUCTS**

# REVIEWS

## NOVATION

### SUPER BASS STATION

*Big, fat analog synthesis  
in one thin rackspace.*

By Jeff Obee

I play an electric bass, but I also love synth bass sounds and use them frequently in my music. I've often wished for a dedicated monophonic synth that would fill the role of my long-departed Minimoog, offering the same punch and warmth but with stable oscillators, more parameters, and greater control. Novation must have heard my prayers.

Having built a reputation for inexpensive, quality analog gear, Novation released the original analog BassStation keyboard in 1994 and later released the BassStation rack. Its latest offering, the Super Bass Station, is a great-sounding, monophonic synth module that can fill an important niche for those who love electronic bass.

#### REAR AND FRONT

The 1U rack-mount module's black front panel features blue and gray trim, an array of black switches, and gray knobs—lots of gray knobs. Happily, the headphone jack is up front. A small 12-button keypad allows you to set ranges and navigate through a host of parameters: Pitch Bend, Filter Mod, Breath Mod, and so on. Related groups of sound-shaping parameters for each section exist as pages under each soft button. In Program mode, the keypad allows access to Program banks A and B (100 patches each).



154	Novation Super Bass Station
164	Focusrite Green 5 Channel Strip
168	Yamaha G50
171	Korg DL8000R
174	Steinberg DSP plug-ins (Mac/Win)
179	Coda Vivace Practice Studio (Mac/Win)
183	Rode NT1
186	Quick Picks: Q Up Arts Latin Groove Factory, vol. 1; Spectrasonics Burning Grooves; AMG Guitarras Atomicas; East-West Hypnotica

The Novation Super Bass Station re-creates the glory of analog sounds with plenty of MIDI control and a front panel festooned with knobs and switches.

### 3. Get it right.

#### Mixer window

Automating a mix is child's play. Just click on "write" and record levels, pans, solos and mutes on the fly. EVERYTHING is automated - effect sends, effect parameters, etc. You can no longer call yourself a tortured artist.



### 2. Get it sweet.

#### EQ/Effects rack

Each channel strip has 4 bands of parametric EQ. There's also a four-space effects rack loaded with reverb, chorus, delay, etc., with room for more third party plug-ins than you've ever had compromising dreams about.



**You're independent,  
stubborn, one of a kind,  
on a first name basis  
with your inner self.**

**Let it flow.**



# CUBASE VST

Virtual Studio Technology  
For Mac or Windows

## Steinberg NORTH AMERICA

21354 Noidhoff Street, Suite 110, Chatsworth, CA 91311  
(818) 993-4161 Fax: (818) 701-7452 Fax On Demand: (800) 888-7510  
Steinberg Canada: (416) 759-7100 Fax: (416) 789-1667

All trademarks are registered by their respective companies. † Optional Plug-ins  
[www.us.steinberg.net](http://www.us.steinberg.net)

World Radio History

### 4. Get it warm.

#### Magneto™

This plug-in is outrageous. It adds tape saturation warmth to digital recordings. Yowza.



### 5. Get it ready to bum.

#### Master section

Here's where the true mastering comes in. There's an *additional* four-space effects rack for pinpoint EQ fixes and other mastering effects. With the ultra high-end Loudness Maximizer™, your master mix is guaranteed to pack a whallop. Amateur hour is officially over.



### 1. Get it together.

#### Arrange window

This is the nerve center, where most of the work is done - MIDI and audio recording, editing and trying out new arrangements. There's up to 32 tracks of digital audio at the ready - just follow your intuition.



circle #596 on reader service card

New for Windows 95 / 3.1 / NT

# SQ Midi Tools

If you use MIDI, **SQ Midi Tools** features 11 MIDI tools to aid, enhance, and improve your music making. **SQ Midi Tools** includes both 32 and 16-bit versions for Windows 95, 3.1, and NT. Featuring:



You can find out everything you need to know about each of these tools or you can download a free copy of MidiXer by visiting Sound Quest's web site at:

<http://www.SQUEST.COM>

or give us a call for more information



The only Editor/Librarian software with:

- ✓ Native 32-bit Windows 95 version
- ✓ Full Windows 95 compliance
- ✓ Also includes 16-bit version for Win 3.1
- ✓ Over 50 MB of Patches (CDROM)
- ✓ Support for over 275 instruments from 28 manufacturers including: Roland, Alesis, Korg, Yamaha, Ensoniq, Emu, Waldorf, Oberheim, and Kawai
- ✓ Visit our web site for more information, demos, and a complete list of instruments

## Sound Quest Inc.

1140 Liberty Dr.  
Victoria, BC, V9C 4G7, Canada  
US Info/Orders: (800) 667-3998  
Phone: (250) 478-9935 Fax: (250) 478-5838  
E-Mail: [sales@squest.com](mailto:sales@squest.com)  
WebSite: <http://www.SQuest.com>

A Select button scrolls through five modes: Program, MIDI Receive Channel, MIDI Transmit Channel, Utility, and Save. A demo button triggers the sounds and also enables a Finder mode that allows you to recall sounds by category.

The display is a 2-character LED that shows patch numbers but not names. The preset names are listed on a separate sheet that comes with the manual. Instead of typical patch names, you get basic descriptions of each patch. This is a rather prosaic approach, but it works well; the name tells you the patch's function. Some names are repeated because the patches are variations on a similar theme.

The rear panel has left and right 1/4-inch outputs, CV/Gate outputs for interfacing with vintage synths, and a Clock output. You also get an External Mixer input, which allows you to run an external synth signal through the Super Bass Station's filters, envelopes, and effects section. Of course, the unit has the standard MIDI In, Out, and Thru connections, and it features a 9 VAC lump-in-the-line adapter rather than an outlet-eating wall wart.

## THE SOUNDS

The Novation Super Bass Station comes with 200 presets: 50 in ROM and the rest in RAM. The presets aren't categorized according to patch type, but when you activate the Finder mode, the plus or minus keys step through the sounds in that style. There is a protect switch for protecting your custom patches, and a default patch is included to make it easy to build your own. That's a helpful touch.

I started at the beginning of the presets, and my ears were greeted not by a bass patch but by a cool, synched sound with the LFOs ping-ponging through the stereo field. It is aptly named "Synched LFOs Sync Sweep." The next patch is an excellent bass sound that is slightly resonant at low Velocities. Higher Velocities open the filter and produce even more resonance. It has all the elements that you want in an analog bass patch: healthy doses of snarl and punch. In the higher registers, it even makes a good lead patch.

"Arpeggio Sq with Reso Sweep & Glide" is an intriguing bit of programming that produces an arpeggiated square wave panning across the stereo field with a nice bounce—the result of

some portamento thrown into the mix. Another patch, "Soft Lead Reso Rise in 5ths," has the filter and resonance opening up and sounds cooler as a low drone effect than as a lead. "Arpeggio Clavs with Filter Sweep" is a tasty patch that has a resonant Clavinet sound arpeggiating and panning at the same time. It's perfect to use as a gurgling backdrop. I enjoyed changing the arpeggiator speed and pattern while letting this one play.

"Bass Sub Bass" is a killer low bass sound that's perfect for rap or trip-hop. It has very little high end or midrange presence, just a subsonic rumble that shakes your speakers. Several patches, such as "Saw 303 Dist with Autoglide," have the envelope generators triggering the portamento when you play legato, which produces that popular, smooth, glide-bass sound.

A great arpeggiated, '80s-style bass with a filter sweep pulses in even time for that good ol' eighth-note, new-wave rock feel. Several other bass sounds are also in this arpeggiated style, and they're ideal for dance music. "Arpeggio 303 with Glides and Filter Sweep" stands out because of its churning rhythm and swirling resonance in the high end. I loved "Arpeggio Rave," which is programmed to arpeggiate with a house-style rhythm. And I also liked "Arpeggio 303 2saws with Glides," which bubbles along in a "trancy" beat as the glides interact with the resonance and filter sweep.

In spite of its name, the Super Bass Station offers several excellent lead patches. It operates in last-note priority, monophonic mode, so you can hold down a key and play a second note, and when you release the second note, the held key will sound again. This mode makes lead patches come to life because you can do hammer-on-type runs. I particularly liked "Hard Lead Saw 24db with Autoglide," a lead with oodles of edge to it and the distinctive Autoglide feature that gives it color. "Soft Lead Saws" is a classic meat-and-potatoes lead patch. Its appeal is in its simplicity, which harkens back to the days when sawtooth-based leads were often heard from the likes of Jan Hammer.

The Super Bass Station also offers some synth drum re-creations, but bear in mind that this is not a multitimbral synth. If you have a sampler, however, you can use these sounds as material for creating your own custom drum



kits. As drum sounds go, these are pretty cheesy, but hey, I occasionally indulge in *le fromage de la musique*. I liked the closed hi-hat simulation and a number of synth toms. If you take the time to program your own "drum" patches, you can sculpt some nice ones.

You're not going to create breathlessly stunning effects patches with a monophonic analog synth, but this instrument has its special place for creating some nice analog effects. "SFX Rise with Synched LFOs," for example, has a classic spiraling, rising effect, and it finishes with a touch of noise at the end. Furthermore, it pans in sync with the LFOs as it rises. "SFX Spit" is a percussive effect and has a tinge of a low tom sound blended in with a "squirting" type of resonant noise. "SFX Ring Mod Noise" is a metallic rising patch that is detuned but gradually comes into tune at the end of the rise.

I like the sound of this synth very much. There is something indefinable about its bass sounds—a unique "feel" that makes them appealing. The analog filters and the sub oscillator give the sounds an aura that is rich, deep, and

powerful. The leads are also very good, and there are many with lots of presence and analog "dirt." The special effects patches work well, and they provide good templates to work from when creating your own patches.

**CLASSIC ARCHITECTURE**

The voice architecture in the Super Bass Station is modeled after the classic analog synths of yesteryear, such as the Minimoog, ARP Odyssey, or Sequential Pro-One. The synth has two digitally controlled analog oscillators (with oscillator sync and ring modulation), two LFOs, a resonant lowpass filter with 2-pole and 4-pole settings, a sub oscillator, envelope generators for filter and amplitude, a white-noise generator, portamento, a volume control, and a mixer section to control the level of each oscillator.

One set of knobs serves both oscillators; an Oscillator Select switch toggles between them. In the tradition of early analog synthesizers that descended from electric organ technology, you can select from a range of 16', 8', 4', or 2' for oscillator 2. Oscillator 1

is permanently set at 8'. Each oscillator can be modulated by Envelope 2 or LFO 1. Oscillator sync is provided, allowing you to produce those hard-sync sounds characteristic of monophonic analog synthesizers.

You can select either sawtooth or variable-width pulse waveforms. A switch selects the modulation source for the pulse width: envelope 2, LFO 2, or manual control via the Pulse Width knob. The width is specified as a percent of the wave's period (as it should be), so when it is set to 50 percent, you get a square wave. If Envelope 2 or LFO 2 is the modulation source, the Pulse Width knob controls the amount of variation in the source.

A knob enables you to tune the pitch of Oscillator 2 in semitones up to a full octave. This Semitone knob also makes timbral changes when the oscillators are synched. A Detune knob allows for finer levels of tuning and enables you to produce a "thickening" effect.

The two LFOs can produce random, triangle, sawtooth, or square waves, with variable speed and delay. The envelopes are of the time-honored ADSR

**Sam Ash**  
PROFESSIONAL AUDIO GROUP

Our staff of experts have been serving New York audio professionals for decades - now that same famous service and selection is available to you! Sam Ash Professional features the world's largest inventory of MIDI instruments - signal processors, digital recording systems, software, studio monitors, microphones, amplifiers and mixing consoles - all at the guaranteed lowest prices! One call and you will find out what New York has known for over 70 years - the name to remember for all of your audio needs is Sam Ash!

**YOUR ONE-STOP PRO PARTS SOURCE!**  
OUR PRO PARTS DEPARTMENT OFFERS THE LARGEST SELECTION OF PRO AUDIO PARTS, CABLES, CONNECTORS, PATCHBAYS, CUSTOM WIRE AND MORE!

**Most Informed Staff In The Industry!**  
**Authorized Dealer For All Major Brands!**  
**Extraordinary Technical Support!**  
**All Major Credit Cards Accepted!**  
**Courteous Personalized Service!**  
**Super-Fast On-Time Shipping!**

MasterCard VISA DISCOVER

**ORDER BY PHONE!**  
MON - SAT 10:00 AM - 6:00 PM EST  
**(212) 586-1100**  
FRIENDLY SERVICE DIRECT TO YOUR DOOR!

1600 BROADWAY • 8TH FLOOR • NEW YORK, NY 10019 • (212) 586-1100 • FAX: (212) 586-3375

This is also the control used to set the various sound categories for the Finder mode. You can assign a sound to any of sixteen categories.

The fun really begins with button 4, the Chorus/Distortion section. I programmed a simple lead patch and ran it through these effects to see how they sounded and how I could creatively alter the patch. The Chorus proved to be quite nice. There are seven types of chorusing, including five emulations of classic Roland Juno-6 and Juno-106 chorusing. The last two choruses are user programmable and are controlled by the LFOs. This is a clever feature. You can select from various LFO waveforms and sync them to MIDI Clock so that the chorusing effect pulses in time with your music. Someone was thinking when they designed this instrument!

The Super Bass Station's distortion is more subtle than I expected it to be; at least, when added to a simple lead patch. Even at full value, it didn't overdrive the filter too much and create excessive distortion. It adds a warm, compressed distortion effect to a patch and gives it more sizzle and presence. I added some ring modulation to a patch, synched the oscillators, and modulated Oscillator 2 with a good dose of LFO 1 (set at a medium/slow speed). The distortion became more "in your face," and the lead patch really shined.

My favorite feature is the arpeggiator. I have always been an arpeggiator freak, and the one in this synth is lots of fun. It comes with 99 built-in rhythmic patterns, which emulate the glide, slide, and accent of the Roland TB-303. You can sync your pattern to LFO or MIDI Clock, a marvelous feature. This arpeggiator especially sparkles when you sync the LFOs and the waveforms in the Chorus section to MIDI Clock. An Arpeggiator Latch function causes the pattern to repeat indefinitely after you release the keys.

A major feather in this synth's cap is the MIDI Clock Utility. Its six pages of parameters open a world of possibilities because they enable various parameters on the Super Bass Station to be synchronized to your sequencer's MIDI Clock output. For synching LFO 1, you can choose from a long list of rhythmic variations that start in smaller subdivisions of a note and go up from there, including 32nd-note triplets, eighth notes, and quarter notes. LFO 2

offers the same options as LFO 1 along with even more subdivisions. I was able to program some delightfully bizarre gurgling effects by recording a simple pattern of music, assigning each LFO sync to different values, and experimenting with the parameters on the front panel.

Synchronizing the arpeggiator to MIDI Clock turned out to be a tricky proposition. After consultation with the Novation rep, I got it to work, and it proved to be lots of fun. I created some fascinating rhythmic interplay by combining this feature with different instruments and sequences. If you have a second or third Super Bass Station, you can go bonkers weaving patterns that play off each other in interesting ways.

Other pages in the MIDI Clock Utilities section control the trigger out for the clock output on the back of the unit. You can choose the LFO or arpeggiator as the source for the Trigger output and can select either negative-edge or positive-edge trigger pulses. Which you use depends on the type of vintage analog synth you are triggering. The CV/Gate Utility section lets you select from a list of preset CV/gate types according to the manufacturers original specs.

In the Triggering section, you can select how the envelopes and LFOs will trigger. There are eight Envelope Trigger modes, most of which control how the envelopes react to the Portamento setting in Program mode. One setting of particular note is the all-important Autoglide mode. It gives contemporary bass sounds their unique "loping" feel. When you play distinctly separate notes, you trigger the envelopes. When you

play legato notes, you engage the Portamento effect. That enables you to recreate TB-303-type glides.

The Super Bass Station also includes a panning feature, with control of Pan Mod Source and Pan Mod Depth. Modulation sources include Manual, LFOs 1 and 2, and Envelope 2. Because the LFOs can be synched to MIDI Clock, you can pan in rhythm with your music. The panning works beautifully, moving smoothly across the entire stereo field. Using panning with the arpeggiator enables you to create dramatic stereo effects.

### MIDI MODULATION

MIDI control on the Super Bass Station is extensive by programmable analog-synth standards. The unit sends and receives on all sixteen MIDI channels, supports SysEx, and responds to Velocity, Aftertouch, Pitch Bend, Program Change, and Bank Change. It also responds to 38 different Control Change messages, including Volume, Pan, Sustain Pedal (which functions as an arpeggiator latch), and Breath Control. Additional MIDI messages are assigned to the knobs on the front panel.

That's right, you can record Control Change data to your sequencer from the knobs on the front panel. In fact, most parameters can be recorded directly to a sequencer. I played an arpeggiator pattern synched to MIDI Clock and created separate tracks on the same MIDI channel. I then let the arpeggiator sequence play while I recorded the filter, opening it and closing it as fit my musical mood. Next, I sequenced a track that tweaked the

### Super Bass Station Specs

<b>Oscillators</b>	2 audio (sawtooth and square/pulse wave forms); 1 sub oscillator (square wave only, tied to Osc. 1); 2 LFOs
<b>Filters</b>	1 (5 Hz–10 kHz frequency range; 12/24 dB per octave cutoff)
<b>Envelopes</b>	2 (ADSR)
<b>LFOs</b>	2 (random, triangle, sawtooth, and square wave)
<b>Programs (ROM/RAM)</b>	50/150
<b>Audio Outputs</b>	(2) ¼" unbalanced; ½" TRS headphone out
<b>Control Connections</b>	CV/Gate Out; Clock Out (analog trigger); MIDI In, Out, Thru
<b>Audio Input</b>	¼" unbalanced
<b>Dimensions</b>	1U rack-mount x 4¾" (D)
<b>Weight</b>	4 lbs. 3 oz.

resonance. After that, I recorded a separate track of Volume messages; what a terrifically tactile way to record CC 7 levels on the fly! I finished with a slight twist of the filter LFO depth along with some chorusing in real time. I was delighted by this feature. It works great and offers wonderful real-time interaction with your sequences. (You can get free control panels for *Cakewalk StudioWare* from Novation's Web site.)

**JUDGING THE BOOK**

The manual provided with the Super Bass Station does a solid job of teaching you the unit's basic design and guiding you through the machine. One major shortcoming is the meager amount of information on how to record controller data to your sequencer via the knobs.

Also, there is no section on MIDI, only a MIDI implementation chart in the back. This leaves the novice with no explanation of the different MIDI controllers. You will also find yourself jumping around the manual as you are referred to other areas to explain some further detail of a feature. The lack of an index makes matters worse.

**MORE THAN MEETS THE EYE**

This is not just a preset bass module. Though it appears to be a simple analog synth aimed at making bass sounds, a lot of thought went into the deeper architecture of the Super Bass Station. When you start to grasp the signal flow and understand how the features can work together, you realize just how many fascinating things you can do. The Super Bass Station is rich with possibilities.

Nonetheless, it takes a little time to adjust to the design of this synth. The 2-digit LED window and the programming hierarchy make for a rather "cramped" user interface. If you are familiar with subtractive analog synthesis, however, you won't have a problem getting to know this machine.

If you love analog as much as I do, you'll really like the sound of the Novation Super Bass Station. Dance, techno, ambient, or whatever your style, it's a great synthesizer for any electronic musician.

*Jeff Obee is a fretless bassist and synthesist from the San Francisco Bay Area who lays down a serious groove in bands with cool names like *Haunted by Waters* and *Sculpting the Muse*.*

# PROJECT STUDIO EXPERTS



**WORLDWIDE DELIVERY**



**THE LARGEST SELECTION OF THE BEST PRODUCTS IN THE BUSINESS**

- DIGITAL & ANALOG MULTITRACKS & CONSOLES •
- EFFECTS, MONITORS, MICS & PRE-AMPS •
- KEYBOARDS, GUITARS & ELECTRONIC PERCUSSION •

**FREE EXPERT ADVICE**

**CALL NOW 860-442-9600**

**YOU CAN BE PRE-APPROVED FOR CREDIT ACCOUNT!**



Visit our web site! <http://www.caruso.net>

# CARUSO MUSIC

94 State Street • New London, CT 06320 USA • Fax: 860-442-0463 • E-mail: [sales@caruso.net](mailto:sales@caruso.net) or [carusomusi@aol.com](mailto:carusomusi@aol.com)

circle #598 on reader service card

circle #599 on reader service card

## Practice Safe Sound<sup>SM</sup>

For more information on protecting your hearing call:



**...HEARING IS PRICELESS**

A Program of the House Ear Institute,  
Los Angeles

**213-483-4431**

or write for Free Ear Filters

2100 W. Third Street,  
Los Angeles, CA 90057



Nathan East • Bass Player: Fourplay  
HIP Advisory Board Member.

SM APHEX SYSTEMS, LTD • Photo Alex Berliner/Berliner Studios

For manufacturer information, please see Contact Sheet, p. 163.

# ADVERTISER INDEX

Advertiser	Reader Service #	Page	Advertiser	Reader Service #	Page
Acoustic	544	92	Lexicon	519	47
AdB International	555	103	Lucid Technology	537	80
Akai	505	10-11	Mackie (SR24•4/32•4)	502	2-3
AKG (Emotion)	551	19	Mackie (D8•B)	542	89
AKG (WMS 60)	513	33	Mark of the Unicorn	501	204
AKG (SolidTube)	573	127	Metric Halo	507	20
Aphex Systems	516	41	Midisoft	575	129
Apogee Electronics	524	56	Music Technology Conference & Exposition	•	134
Applied Research & Technology (A.R.T.)	526	59	Musician's Friend	561	109
Audio-Technica	567	119	Musitek	597	159
B & H Photo-Video	612	188-191	Neumann/USA	556	104
BASF	538	81	Opcode	533	75
Bellari	582	138	Peavey	553	101
CAD	548	97	PG Music	593	152-153
Cakewalk Music Software	563	115	QCA	610	181
Caruso Music	598	161	QSC Audio Products	511	29
Computers & Music	585	142	QSC Audio Products #2	541	87
Conservatory of Recording Arts & Sciences	559	108	Recording Industry Sourcebook	•	144
Crown	532	73	Rich Music	591	108
dbx Professional Products	572	125	Roland (MC-505)	503	4-5
Digidesign	514	35	Roland (Ready Strat)	515	39
Digital Audio Labs	614	143	Sabine	547	96
DigiTech	525	57	Sam Ash Professional	•	157
Disc Makers	608	177	Seer Systems	577	133
Discount Distributors	611	185	SEK'D America	574	128
Discovery Firm	569	122	Sennheiser	543	91
Ebtech	560	151	Sonic Foundry	549	15
Edirol	584	141	Sonorus	534	76
Electronic Musician Gear Giveaway	•	98-99	Sound Chaser	607	176
Electro-Voice (EV)	566	117	Sound Quest	594	156
Emagic	530	67	SoundTrek	579	135
E-mu Systems (Audity 2000)	512	30-31	Speir Music	571	124
E-mu Systems (Audio Production Studio)	545	93	Spirit	523	55
E-mu Systems (E-Synth)	557	105	Starr Labs	605	173
E-mu Systems (Creation Studio)	580	136	Steinberg North America (ReBirth RB-338)	552	42
Ensoniq (ZR-76)	504	9	Steinberg North America (Cubase VST)	596	155
Ensoniq (Paris)	558	107	Sweetwater Sound	521	49
Event Electronics (Røde NT1)	518	45	Syntrillium Software	528	63
Event Electronics (Gina)	527	61	TASCAM (DA-302)	510	26-27
Fender	515	39	TASCAM (564 Digital Portastudio)	562	110-111
Frontier Design Group	•	83	Taxi	588	147
Full Compass	583	139	TC Electronic (Finalizer Plus)	509	25
Gadget Labs	589	149	TC Electronic (Native Reverb)	522	53
Generalmusic	517	43	TC Electronic (Fireworx)	546	95
Grandma's Music & Sound	592	151	That	587	145
Groove Tubes Audio	535	77	Turtle Beach	570	123
Guitar Center	581	137	Thoroughbred Music	609	178
Guitar Center's Rhythm City	603	172	Voyetra	529	66
Hermes Music	600	165	Wave Mechanics	565	116
HHB Communications	568	121	West L.A. Music	564	116
Iomega	•	22-23	Whirlwind	540	84
JBL Professional	•	17	World Records Group	602	170
Kawai	615	167	Yamaha (EX5/EX7)	506	12-13
Korg (SoundLink DRS 1212 I/O)	520	48	Yamaha (MD8)	531	71
Korg (N1/N5)	536	79	Yamaha (DSP Factory)	576	131
Kurzweil Music Systems	613	203	Yorkville	554	102
L & M Music	601	170	Zefiro Acoustics	590	150
LDI98	•	158			
Leigh's Computers	606	187			

## RATE THE ARTICLES IN THIS ISSUE!

April 1998

We want to know what you think of the articles in *Electronic Musician*! Now you can use your reader service card to give us feedback about EM's editorial coverage. We have assigned a rating number to each of the main articles in this issue. Please select a rating for each article and circle the appropriate number on your reader service card:

Please select ONE rating number per article

- A. "Six-String Computer Tutors," p. 36
- B. "Cover Story: Workhorse Workstations," p. 50
- C. "Software Synths on Parade," p. 68
- D. "JAM: The EM Guide to Gigging," p. 85
- E. "Service Clinic: Learn the Miller Method," p. 148
- F. "Final Mix: Studios, Great and Small" p. 202

	Very Helpful	Somewhat Helpful	Not Helpful	Didn't Read
	701	702	703	704
	705	706	707	708
	709	710	711	712
	713	714	715	716
	717	718	719	720
	721	722	723	724

FREE Information for Electronic Musician Readers!

# Electronic Musician

**1** Circle the reader service numbers on the card that correspond to each advertisement or article listed in the index on the opposite page.

**2** Print your name and address on the card and answer **ALL** questions below.

**3** Drop in the mail. **FREE POSTAGE!**

## Electronic Musician

6400 HOLLIS ST. #12, EMERYVILLE, CA 94608  
ISSUE: APRIL 1998. CARD EXPIRES: AUGUST 1, 1998.

NAME \_\_\_\_\_  
ADDRESS \_\_\_\_\_  
CITY \_\_\_\_\_ STATE \_\_\_\_\_ ZIP \_\_\_\_\_  
PHONE # \_\_\_\_\_ FAX# \_\_\_\_\_ E-MAIL \_\_\_\_\_

**1** ARE YOU CURRENTLY A SUBSCRIBER TO ELECTRONIC MUSICIAN?  
01.  Yes  
02.  No

**2** DO YOU PERFORM LIVE?  
03.  Yes  
04.  No

**3** WHICH OF THE FOLLOWING BEST DESCRIBES YOUR RECORDING STUDIO?  
05.  Personal (non-commercial)  
06.  Project (commercial)  
07.  Professional  
08.  Other (church, institutional, etc.)  
09.  Record in someone else's studio (personal, project, professional)  
10.  Have not recorded yet

**4** PLEASE CHECK THE ONE BEST DESCRIPTION OF YOUR MUSIC INVOLVEMENT:  
11.  Full-time professional musician  
12.  Part-time professional musician  
13.  Non-professional musician  
14.  Student  
15.  Other

**5** DO YOU CURRENTLY OWN OR PLAN TO BUY A CD RECORDER? (Please check ONE answer only)  
16.  Currently own  
17.  Plan to buy in the next six months  
18.  Do not own/do not plan to buy in the next six months

**RATE THE ARTICLES! ➔**

### EDITORIAL INFORMATION

401	407	412	419	425	431	437	443
482	408	414	420	426	432	438	444
483	409	415	421	427	433	439	445
484	410	416	422	428	434	440	446
485	411	417	423	429	435	441	447
486	412	418	424	430	436	442	448

### ADVERTISER INFORMATION

501	520	539	538	577	596	615	624
502	521	540	559	578	597	616	625
503	522	541	560	579	598	617	626
504	523	542	561	580	599	618	627
505	524	543	562	581	600	619	628
506	525	544	563	582	601	620	629
507	526	545	564	583	602	621	630
508	527	546	565	584	603	622	631
509	528	547	566	585	604	623	632
510	529	548	567	586	605	624	633
511	530	549	568	587	606	625	634
512	531	550	569	588	607	626	635
513	532	551	570	589	608	627	636
514	533	552	571	590	609	628	637
515	534	553	572	591	610	629	638
516	535	554	573	592	611	630	639
517	536	555	574	593	612	631	640
518	537	556	575	594	613	632	641
519	538	557	576	595	614	633	642

**RATE THE ARTICLES IN THIS ISSUE! SEE FACING PAGE FOR DETAILS.**

701	704	707	710	713	716	719	722
702	705	708	711	714	717	720	723
703	706	709	712	715	718	721	724

## Electronic Musician

6400 HOLLIS ST. #12, EMERYVILLE, CA 94608  
ISSUE: APRIL 1998. CARD EXPIRES: AUGUST 1, 1998.

NAME \_\_\_\_\_  
ADDRESS \_\_\_\_\_  
CITY \_\_\_\_\_ STATE \_\_\_\_\_ ZIP \_\_\_\_\_  
PHONE # \_\_\_\_\_ FAX# \_\_\_\_\_ E-MAIL \_\_\_\_\_

**1** ARE YOU CURRENTLY A SUBSCRIBER TO ELECTRONIC MUSICIAN?  
01.  Yes  
02.  No

**2** DO YOU PERFORM LIVE?  
03.  Yes  
04.  No

**3** WHICH OF THE FOLLOWING BEST DESCRIBES YOUR RECORDING STUDIO?  
05.  Personal (non-commercial)  
06.  Project (commercial)  
07.  Professional  
08.  Other (church, institutional, etc.)  
09.  Record in someone else's studio (personal, project, professional)  
10.  Have not recorded yet

**4** PLEASE CHECK THE ONE BEST DESCRIPTION OF YOUR MUSIC INVOLVEMENT:  
11.  Full-time professional musician  
12.  Part-time professional musician  
13.  Non-professional musician  
14.  Student  
15.  Other

**5** DO YOU CURRENTLY OWN OR PLAN TO BUY A CD RECORDER? (Please check ONE answer only)  
16.  Currently own  
17.  Plan to buy in the next six months  
18.  Do not own/do not plan to buy in the next six months

**RATE THE ARTICLES! ➔**

### EDITORIAL INFORMATION

401	407	412	419	425	431	437	443
402	408	414	420	426	432	438	444
403	409	415	421	427	433	439	445
404	410	416	422	428	434	440	446
405	411	417	423	429	435	441	447
406	412	418	424	430	436	442	448

### ADVERTISER INFORMATION

501	520	539	538	577	596	615	624
502	521	540	559	578	597	616	625
503	522	541	560	579	598	617	626
504	523	542	561	580	599	618	627
505	524	543	562	581	600	619	628
506	525	544	563	582	601	620	629
507	526	545	564	583	602	621	630
508	527	546	565	584	603	622	631
509	528	547	566	585	604	623	632
510	529	548	567	586	605	624	633
511	530	549	568	587	606	625	634
512	531	550	569	588	607	626	635
513	532	551	570	589	608	627	636
514	533	552	571	590	609	628	637
515	534	553	572	591	610	629	638
516	535	554	573	592	611	630	639
517	536	555	574	593	612	631	640
518	537	556	575	594	613	632	641
519	538	557	576	595	614	633	642

**RATE THE ARTICLES IN THIS ISSUE! SEE FACING PAGE FOR DETAILS.**

701	704	707	710	713	716	719	722
702	705	708	711	714	717	720	723
703	706	709	712	715	718	721	724

**IMPORTANT NOTICE TO READERS:** Reader service inquiries are mailed directly to the advertiser, who is solely responsible for sending product information. *Electronic Musician* cannot guarantee response from all advertisers.

# FREE Information!

FOR READERS OF **Electronic Musician**



NO POSTAGE  
NECESSARY  
IF MAILED  
IN THE  
UNITED STATES

**BUSINESS REPLY MAIL**  
FIRST-CLASS MAIL PERMIT NO 432 PITTSFIELD MA

POSTAGE WILL BE PAID BY ADDRESSEE

**Electronic Musician**

PO BOX 5323  
PITTSFIELD MA 01203-9992



NO POSTAGE  
NECESSARY  
IF MAILED  
IN THE  
UNITED STATES

**BUSINESS REPLY MAIL**  
FIRST-CLASS MAIL PERMIT NO 432 PITTSFIELD MA

POSTAGE WILL BE PAID BY ADDRESSEE

**Electronic Musician**

PO BOX 5323  
PITTSFIELD MA 01203-9992



Fill out and  
send the  
attached card  
for FREE  
information on  
products  
advertised in  
**Electronic  
Musician!**  
See other side  
for details.



# C O N T A C T S H E E T

A GUIDE TO THE COMPANIES AND ORGANIZATIONS MENTIONED IN THIS ISSUE OF ELECTRONIC MUSICIAN

## Six-String Computer Tutors

pp 36-48

- eMedia** tel. (888) EMEDIA4 or (206) 329-5657; fax (206) 329-0235; e-mail bartgr@aol.com; Web www.emedia.org
- G-VOX** tel. (215) 922-0880; fax (215) 922-7230; e-mail info@gvox.com; Web www.gvox.com
- Optek Music Systems, Inc.** tel. (800) 833-8306 or (919) 878-7997, ext. 30; fax (919) 954-8389; e-mail info@optekmusic.com; Web www.optekmusic.com
- Play Music** tel. (800) 887-PLAY or (650) 685-0264; fax (818) 766-7616; e-mail info@playmusic.com; Web www.playmusic.com
- PlayPro Software, Inc.** tel. (408) 969-0800; fax (408) 969-0200; e-mail playpro@aol.com; Web www.playprosoft.com
- SDG Soft** tel. (800) 477-7341 or (281) 443-4633; fax (520) 717-2298; e-mail mail@sdgsoft.com; Web www.sdgsoft.com

## Workstation Workhorses

pp 50-66

- Generalmusic** tel. (800) 323-0280; fax (630) 766-8281; Web www.generalmusic.com
- Kawai America Corp.** tel. (800) 546-9740; fax (310) 604-6913; Web www.kawaius.com
- Kurzweil Music Systems, Inc.** tel. (800) 421-9846 or (310) 926-3200; fax (310) 404-0748; Web www.youngchang.com
- Korg USA, Inc.** tel. (800) 645-3188; fax (516) 333-9108; Web www.korg.com
- Quasimidi/Radikal Technologies (distributor)** tel. (201) 836-5116; fax (201) 836-0661; Web www.quasimidi.com
- Roland Corporation U.S.** tel. (213) 685-5141; fax (213) 722-0911; Web www.rolandus.com
- Yamaha Corporation of America** tel. (714) 522-9011; fax (714) 739-2680; e-mail info@yamaha.com; Web www.yamaha.com

## Software Synths

pp 68-82

- Arboretum Systems** tel. (800) 700-7390 or (650) 738-4750; fax (650) 738-5699; e-mail info@arboretum.com; Web www.arboretum.com
- Digidesign** tel. (800) 333-2137 or (650) 842-7960; fax (650) 842-7999; e-mail prodinfo@digidesign.com; Web www.digidesign.com
- DUY/Cameo International (distributor)** tel. (888) 33-CAMEO or (408) 399-0008; fax (408) 399-0036; e-mail sales@cameoworld.com; Web www.cameoworld.com
- Innovative Trek Technology, Ltd.** tel. (408) 434-1555; fax (408) 456-1523; e-mail chrisng@pacific.net.sg; Web www.ittrek.com
- Karnataka Group** tel. (800) 856-6212 or (937) 256-4397; e-mail aa@karnataka.co.uk; Web www.audioarchitect.com
- Native Instruments** tel. and fax 49-30-691-49-66; e-mail sales@native-instruments.de; Web www.native-instruments.de
- Propellerhead Software/Steinberg North America (distributor)** tel. (818) 993-4161; fax (818) 701-7452; faxback (800) 888-7510; Web www.us.steinberg.net
- Seer Systems** tel. (415) 947-1915; fax (415) 947-1925; Web www.seersystems.com
- Synoptic** tel. and fax 33-1-48-18-05-72; e-mail journal@worldnet.fr; Web www.synoptic.net
- Yamaha Corporation of America** tel. (714) 522-9011; fax (714) 739-2680; e-mail info@yamaha.com; Web www.yamaha.com

## Reviews

pp 154-192

- AMG/Time+Space (distributor)** tel. (415) 392-8933; fax (415) 392-8934; Web www.timespace.com
- Coda Music Technology** tel. (800) 843-2066 or (612) 937-9611; fax (612) 937-9760; e-mail vivacesales@codamusic.com; Web www.codamusic.com
- East-West Communications, Inc.** (800) 833-8339; fax (310) 858-8795; e-mail sales@eastwestsounds.com; Web www.soundsonline.com
- Focusrite/Group One, Ltd. (distributor)** tel. (516) 249-1399; fax (516) 753-1020; e-mail sales@focusrite.com; Web www.focusrite.com
- Korg USA, Inc.** tel. (800) 645-3188 or (516) 333-9100; fax (516) 333-9108; e-mail product\_support@korgusa.com; Web www.korg.com
- Novation/Music Industries Corp. (distributor)** tel. (516) 352-4110; fax (516) 352-0754; e-mail novation@musicindustries.com; Web www.novationusa.com
- Rode/Event Electronics (distributor)** tel. (805) 566-7777; fax (805) 566-7771; e-mail info@event1.com; Web www.event1.com
- Spectrasonics/Illo Entertainments (distributor)** tel. (800) 747-4546 or (818) 707-7222; fax (818) 707-8552; e-mail ilioinfo@ilio.com; Web www.ilio.com
- Q Up Arts** tel. (800) 454-4563; fax (801) 488-0065; e-mail dougqup@aol.com; Web www.qupart.com
- Steinberg North America** tel. (818) 993-4161; fax (818) 701-7452; faxback (800) 888-7510; Web www.us.steinberg.net
- Yamaha Corporation of America** tel. (714) 522-9011; fax (714) 739-2680; e-mail info@yamaha.com; Web www.yamaha.com

larger pots and more silkscreened info on the front panel.

### THE LAST STAGE

Completing the chain of processing in the Channel Strip is the dynamics-processing section, which includes a gate/expander and compressor. Focusrite has done a commendable job of providing all the useful parameters yet still cramming everything into a single rackspace.

The Channel Strip can be switched between a gate and an expander, with a switchable attack time (normal or Fast mode) and a variable release between 100 ms and 4 seconds. The attack time is not continuously variable, but the preset times work well. There is only one expansion ratio (1:2).

The gate/expander can be keyed from an external source or the High and Low filters in the EQ section, as

mentioned earlier. Both the gate and expander work as one would expect, attenuating unwanted noise when no signal is present. The Channel Strip provides plenty of control for dialing in an appropriate setting for most applications. I am cautious when using gates and expanders for tracking vocals because an incorrect setting can destroy a good vocal performance by inadvertently clipping the beginning or end of phrases. However, I found the Green 5's gates/expanders very useful in several tracking situations.

The compressor section is more extensive, providing threshold, ratio, release, and makeup-gain pots. A program-dependent Auto-release switch is also provided: the higher the signal rises above the threshold, the longer the release time. Auto-release works very well, especially for vocals. When in doubt, start with this setting and go from there.

I didn't care for the Auto-release setting on clean electric guitar, but otherwise it performed well.

### MAKEUP, PLEASE

As mentioned earlier, there are several places in the signal path where the level can be adjusted. When in Line Level mode (rear-panel switch set to Line and Mic pot clicked to Line), no gain is added to the signal. The Instrument setting provides an additional 18 dB of gain. The front-panel Input Trim sets the desired final level. The Input Trim remains active when using the Mic preamp. I'm not sure why it is still active, but it is possible to add a little more gain to the signal going to the equalizer or compressor if you feel you are pushing the mic-preamp level too much. It can, of course, also trim back the level if you feel you are hitting the EQ or compressor too hard—but then, I thought that's what the mic-pre level pot was for.

The EQ section has no gain control going in or coming out, but the compressor section has an output-makeup pot for restoring the level of a signal that has been crushed by compression. All of these gain stages are interactive, so you must take care not to cause the unit to clip by pushing a stage too hard.

### PRINT IT

After a short period of time, I found it a breeze to get a handle on the Channel Strip. Although there are a lot of features in this unit, it is fairly easy to use. If you currently don't have a pristine signal path for important signals, such as vocals or miked acoustic guitars, you will notice a drastic improvement in the quality of your recordings.

If you are accustomed to quality outboard preamps and EQs, you may find it advantageous that the Channel Strip is self-contained. (A word to the wise, though: the Channel Strip gets very warm, so you should provide plenty of ventilation and not try to jam it into an overcrowded rack.) The ability to route the High and Low filters as sidechains to the gate/expander and compressor make the unit's versatility rival its sonic capabilities. In short, the Channel Strip is a winner.

*Composer-producer Rob Shrock is the musical director for Burt Bacharach. He has also worked with LeAnn Rimes, Dionne Warwick, Al Jarreau, and Stevie Wonder.*

## Channel Strip Specifications

### FILTERS

Low	12 dB/octave highpass; 15 Hz–10 kHz cutoff
High	12 dB/octave lowpass; 65 Hz–25 kHz cutoff

### EQUALIZER

Low Shelving EQ	30–480 Hz cutoff; ±18 dB
Low Mid EQ	40 Hz–1.2 kHz parametric; ±18 dB; switchable bandwidth 0.7 or 2.5 octave
High Mid EQ	600 Hz–18 kHz parametric; ±18 dB; switchable bandwidth 0.5 or 1.1 octave
High Shelving EQ	2.5 kHz–18 kHz cutoff; ±18 dB

### EXPANDER/GATE

Threshold	-40 to +10 dBu
Attack Time	6 ms or 70 μs (Fast mode)
Release Time	100 ms–4s
Expander Ratio	1:2

### COMPRESSOR

Threshold	-24 to +12 dB
Ratio	1.5:1 to 10:1
Attack Time	8 ms or 1.5 ms (Fast mode)
Release Time	100 ms–4s; Auto-Release is program dependent
Makeup Gain	0 to +20 dB

### GENERAL SPECS

Frequency Response	line level <10 Hz to >200 kHz +0/-1 dB; instrument level <10 Hz to 90 kHz +0/-1 dB; mic level <10 Hz to 140 kHz @ +10 dB gain, to 50 kHz @ +60 dB gain +0/-3 dB
THD (dynamics out)	0.001% @ 20 Hz–20 kHz
Inputs	(2) 1/4": instrument, key; (2) XLR: line, mic
Outputs	(1) XLR
Dimensions	1U x 6" (D)
Weight	5.75 lbs.





**Advanced  
Additive**

*The New Voice in Synthesizers*



**K5000W • Composing Workstation**

**K5000S • Performance Synthesizer**

**K5000R • Rack-Mount Synthesizer**

**MCB10 • Knob Box (for K5000W & K5000R)**

**KAWAI**

**Technology For Creative Minds**

Kawai America Corporation • 2055 E. University Drive • Compton, CA 90220 • [www.kawaius.com](http://www.kawaius.com)

circle #615 on reader service card

World Radio History

## DL8000R Specifications

Inputs	(2) ¼" unbalanced
Outputs	(2) ¼" unbalanced
Other Connections	Bypass, Control, Hold, Trigger, MIDI In/Out/Thru
Presets (ROM/RAM)	128/128
Frequency Response	20 Hz–20 kHz (± 1 dB)
Dynamic Range	96 dB @ 1 kHz (A weighted)
THD + Noise	0.03% @ 1 kHz
ADCs and DACs	18-bit linear, 128x oversampling
Sampling Rate	48 kHz
Maximum Input Level	+20 dBu
Maximum Output Level	+20 dBu
Display	12-digit alphanumeric
Maximum Predelay Time	400 ms
Maximum Delay Time	4.8s
Dimensions	1U x 8.5" (D)
Weight	5 lbs. 4.66 oz.

In addition, each tap can have its own modulation source, selectable between LFO, Envelope, or Controllers 1 to 8. The Modulation Depth, Target Time, and polarity (direction) of each modulator can be set independently for

each tap. Impressive. But wait, there's more: the Feedback Time (in milliseconds) for each tap has all the same modulation parameters! Can you say "tweakoid"? Needless to say, some very complicated delay settings can be de-

rived, with a little care and patience.

If calculating time in milliseconds isn't your bag, you can easily switch to Tempo mode and work with bpm units by pressing the "ms" button on the front panel. This is especially cool for dance music. The Factor parameter ( $\times\frac{1}{4}$  to  $\times 4$ ) is used to set the delay times based on the bpm value. And yes, if you alter the tempo, the DL8000R will track the changes to the delay time, although abrupt changes in tempo (delay time) don't always create flawless changes in the delayed signal (more on this later). You can modulate the tempo the same way as the delay taps and feedback. A Note Resolution feature allows you to set delay time in terms of note durations. The unit supports eighth notes to whole notes—why not sixteenth notes?

The feedback can be damped, or attenuated, which essentially rolls off more high end from the delayed signal with each additional repetition. (This is the traditional sound of analog solid-state and tape-recorder styles of delay.) Damping can be set to Thru or from 16 kHz to 1 kHz.

The LFO has quite a few useful parameters that make it a handy modulation source. Of course, you can set LFO speed (0.01 kHz to 16 kHz) and waveform type (sine, triangle, exponential, logarithmic, or random). You also can set phase anywhere between 0 and 180 degrees. LFO Trigger and Trigger Threshold are also available.

Although the DL8000R has an impressive LFO for modulating the delay times, I can't help but wish there was a bit of pitch modulation available to the individual taps. When creating a doubling effect, especially for a lead vocal, a small amount of modulation applied to both time and pitch can really enhance the effect and make it less stagnant. This was a cool feature of the old Lexicon Prime Time II, and I was hoping to find it in the DL8000R.

An in-depth mixer section allows you to tweak level, panning, and phase. The direct signal can be routed either pre- or post-EQ, or it can be muted so you can run the processor 100 percent wet for use with a console's send/return bus.

### WARP AHEAD

A unique feature of the DL8000R is the Warp knob. This allows you to assign any parameter to a front-panel knob. You can even set the range of the knob

America's Largest Volume Dealer is Now a Part of  
America's Largest Musical Instrument Chain

Guitar Center's **RHYTHM CITY**

- MORE BUYING POWER!
- MORE GEAR!
- MORE SAVINGS!

- All Major Brands • New and Used
- All Major Credit Cards Accepted
- Easy Terms-Financing Available
- Professional Sales Staff • Speedy Shipping

GUITARS  
AMPS  
KEYBOARDS  
RECORDING EQUIP  
EFFECTS  
ACCESSORIES  
KEYBOARDS  
D.J.  
LIGHTING  
DRUMS  
P.A.  
PERCUSSION

**NOBODY BEATS  
OUR PRICES!**

**(404) 320-SALE**  
1485 Northeast Expressway  
Atlanta, GA 30329  
[www.musician.com](http://www.musician.com)

circle #603 on reader service card

and save it with the user program. This makes it handy, for instance, for controlling feedback amount on the fly without having to resort to a more elaborate form of modulation routing. Each ROM preset has a parameter assigned to the Warp knob, and there are some fun surprises for those who don't mind adding a little unexpected "twist" to things.

There is a Seamless parameter that supposedly allows a delayed signal to continue throughout its duration after you change programs. However, this feature is not always seamless. When the Seamless parameter is off, the signal (and all of its delay components) abruptly shut off when you change programs, as expected. When Seamless is turned on, I found that delayed components still active from the previous program took on the delay-time and feedback characteristics of the new program. Sometimes this was cool, but don't expect a long 500 ms delay with feedback to continue unabated when you change to a stereo chorus with a short repeat, for instance.

Also, when you drastically jack the delay time up or down with the Value knob, the pitch of the delay sometimes changes, too, in Darth Vader or Chipmunks style. This appears to be the result of internal sample-rate conversion on the fly, and it can be used creatively,

but the DL8000R is not always error-free in its calculations when it has to drastically modulate quickly.

### REAL-TIME & MIDI CONTROL

For those who don't mind spending time creating elaborate processing patches, the DL8000R won't disappoint. Whether you like to ride lots of wheels, sliders, and pedals in real time or prefer autopilot with a sequencer, the DL8000R gives you plenty of MIDI-controllable parameters with which to experiment.

In fact, the unit's control implementation is so extensive that you can create patches that morph from one effect into another. Some interesting guitar and synth effects can be created by using a number of short, modulated taps for chorus or flanging, crossfaded (using an expression pedal) into a couple of long delay taps. I did a little experimenting with some vocal effects of this nature that would be cool in a techno or electronica style.

As mentioned, practically every parameter can be modulated by an LFO, Envelope, or Controllers 1 to 8. The eight controllers are assigned globally but can be selected from any pedal, Control Change message, Aftertouch, Pitch Bend, Velocity, or note number. If you're into creative processing, there are a lot of potentially cool effects to be mined from the DL8000R that go well beyond the ROM presets. My instinct says this box could become a cult favorite of dance-music producers, and I wouldn't be surprised to find banks of custom-programmed patches floating around on the Net in the near future.

### FINAL ECHO

Korg has created a nice blend of quality, features, and affordability with this unit. The DL8000R would be at home in a commercial recording studio, personal studio, sound-reinforcement rig, or musician's stage rack. It's solidly built and has loads of useful features.

A good delay line is always useful, although it may not be the sexiest thing on the block. Even if I have a few handy, I can always exploit another one, especially if it's as good as this. If you're not interested in tweaking lots of parameters and taking advantage of real-time control, Korg's new delay processor might be overkill. But the DL8000R is a deal for those who need a serious delay. ☺

# THIS IS NOT A GUITAR!

This is the MiniZ, the first truly programmable, and expandable, controller for the MIDI guitarist. If you need to perform and record keyboard, string and horn parts, you can now create them with many of the same voicings and articulations of the original instruments, using using standard guitar fingerings.

Even the best guitarist would avoid fingering a block chord with two minor seconds—but it's easy on the MiniZ. The patented Ztar fingerboard offers new fingering possibilities to let you play lines you never thought possible as a guitarist. Plus, you get room to grow with new types of performance modes when you assign chords and other MIDI events to the wide variety of built-in MiniZ input devices.

You can zone the fingerboard in two dimensions.

You can control sequencers, samplers and synthesizers from the String Triggers, the bank of 6 Velocity/Pressure Pads, the 4-way joystick, the Pedal Set, or the Breath Controller. With its optional on-board sound card, the MiniZ is all this *plus* a guitar synth, all in one super-compact package.

Support your creative side by opening doors to new forms of musical expression. The MiniZ will NEVER replace a guitar—but it's the most sophisticated computer music input system a guitarist can own today.

## Starr Labs

<http://www.catalog.com/starrlab>  
1717 5th Ave. • San Diego • CA • 92101  
+1 619-233-6715 • +1 619-233-1231 [FAX]



**KORG**  
DL8000R digital multitap delay  
\$600

**FEATURES** ■■■■■

**EASE OF USE** ■■■■

**AUDIO QUALITY** ■■■■

**VALUE** ■■■■  
1 2 3 4 5

**PROS:** Sonically clean with minimal coloration during processing. Extended delay time. Hot output. A wealth of parameters. Extensive real-time MIDI control. Large LED display.

**CONS:** Inputs summed to mono. No pitch modulation for individual taps. Seamless feature is not quite seamless. Minor processing noise.

**CIRCLE #440 ON READER SERVICE CARD**

# STEINBERG

DECLICKER, DENOISER,  
LOUDNESS MAXIMIZER, AND  
MAGNETO (MAC/WIN)

*A new set of powerful  
plug-ins for  
the virtual studio.*

By Mikail Graham

A few years ago, when Digidesign introduced Pro Tools II with TDM, a door suddenly opened wide for the burgeoning real-time audio plug-in market. One of the first companies to jump onto the bandwagon was Steinberg, maker of *WaveLab*, *ReCycle*, *Time Bandit*, and other popular digital audio programs. Soon after the TDM plug-in explosion began, Steinberg released its VST (Virtual Studio Technology) version of *Cubase*, first for the Mac and later for the PC. Both support real-time native DSP processing.

In the past couple of years, Steinberg has produced more than a dozen plug-ins in TDM, VST, and WaveLab formats and now also for all DirectX-compatible systems. We'll take a brief look at four of these popular plug-ins. They might

be just what the doctor ordered for your own virtual studio.

All of the plug-ins in this review are available in WaveLab and DirectX formats for Windows PC users. They're also all available in VST format for the Mac. *DeClicker* and *Magneto* also come in a Mac TDM version, and *Loudness Maximizer* alone is available in the Macintosh AudioSuite format.

## DECLICKER 1.02

We'll begin alphabetically with *DeClicker* (see Fig. 1), a plug-in for removing clicks, pops, and digital audio artifacts, such as DC offsets. In some cases, it can even handle unwanted sounds from microphones and other sources.

With only one slider and two groups of buttons (in the TDM version), *DeClicker* is a cinch to use. The WaveLab version differs somewhat from the other versions in appearance and also includes a DePlop function—essentially a highpass filter that works on signals below 150 Hz. In my tests, it seemed to work like a smoothing control when a very loud click had been removed and there was still a bit of a gap where the click once was. I found the DePlop feature to be quite a useful tool. It's too bad that it isn't available for the other formats, as well.

To test *DeClicker*, I used some vintage 78 rpm R&B vinyl records that came from the early '50s. Setting up *DeClicker* was a snap. First, I selected one of

the three possible modes: Old, Standard, or Modern. Each provides a different level of processing relevant to the condition of your LP. Standard mode was the one I used most often because it gave me the most natural sound. Sometimes, however, the Old setting did a better job at ironing out some very beat-up records. Next, I adjusted the level of "click reduction." What this setting boils down to is mainly an issue of quantity versus quality. *DeClicker*

offers a range of 1 to 4, with 1 being the most powerful in terms of click removal and 4 being the most powerful restoration quality. For my needs, either 2 or 3 gave the best results, but experimentation is always advisable.

Finally, I set the Threshold value for determining the level at which *DeClicker*'s algorithm would kick in. This turned out to be the most critical part of the process: too low and nothing much happens, too high and you lose a lot of clarity in the processed audio. In general, a Threshold setting of somewhere between 15 and 30 dB seemed to work best for my old records.

*DeClicker*'s graphic displays come in handy for helping to set the optimum Threshold value, and they give you a good idea of how many clicks are being processed. It's advisable not to let the curve in the DSP Performance display reach the top. At that point, the upper limit of *DeClicker*'s processing power has been reached, which makes it difficult (if not impossible) to process anything more.

As with most Steinberg plug-ins, *DeClicker* can be used with mono or stereo audio sources. Using a true stereo version, however, requires more processing because it takes two *DeClickers* (i.e., one for each channel). In fairness, though, points go to Steinberg for including a less DSP intensive stereo version as well for those on a DSP budget. It's a bit less powerful in terms of processing, but I found for many applications it works just fine. A real-time plug-in sure has advantages over other declick methods that require physically changing the audio material on the hard drive before you can use the file. In addition, the real-time aspect lets you audition as much of the audio as you need rather than limiting you to just a few seconds (due to the limitations of your computer's available RAM). Of course, real-time performance depends on having a fast enough processor.

When Steinberg first gave me the TDM version of *DeClicker*, I thought I'd probably never use it and promptly placed it on the shelf. Recently, however, I had some sessions that required restoring some vintage 78s like the ones mentioned in this review. I had to find a way to declick them, so I quickly pulled *DeClicker* down off the shelf. Lo and behold, with a bit of tweaking here and there, it worked wonders for about



FIG. 1: Clean up those noisy old 78s with Steinberg's *DeClicker* plug-in (TDM version shown).

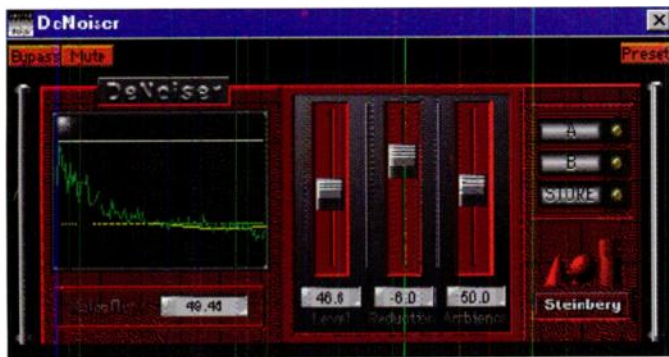


FIG. 2: Clean up your old 8-track and cassette tapes with Steinberg's *DeNoiser* plug-in (WaveLab version shown).

90 percent of the material that I was restoring. The other 10 percent was improved with some careful EQ, compression, and very judicious usage of Digidesign's *DINR* TDM plug-in.

As with any new tool, finding the appropriate use is paramount. In my experience, the material that seems most suitable for *DeClicker* is vintage analog-recorded music, sound on vinyl, or an occasional digital recording with prominent DC-offset clicks or pops. You can, however, also use it to remove pick noise from acoustic guitar tracks, some types of digital distortion, and other transient noise that can arise when working with audio. Be aware, however, that *DeClicker* is not capable of removing all clicks and pops in all situations. That's especially true of vinyl surface noise.

The bottom line? I highly recommend *DeClicker*, as long as you understand that some audio materials will benefit from it more than others. I suggest you give it a try; you might like it.

### DENOISER 1.02

Mac users can only get *DeNoiser* in Steinberg's VST format. The TDM format, by design, does not allow for chip sharing yet. Apparently, *DeNoiser* would need to be spread across at least two DSP chips of a TDM DSP Farm card. AudioSuite, on the other hand, is strictly a file-based format. It doesn't offer real-time processing. So Steinberg is still deciding whether to support these formats with a version of *DeNoiser*.

As with *DeClicker*, the controls are about as simple as can be. Three sliders offer easy control over parameters. The Level control is actually more of a threshold control for setting the level at which the noise reduction will be engaged. This parameter works in tan-

Beneath the noise-floor/threshold graphic, a numeric display indicates an overall average of the current noise-floor amount. The Reduction slider adjusts the amount of noise reduction to be applied to the audio, with higher values offering the greatest overall noise reduction. The final result of this parameter is dependent upon the last slider, Ambience. This control is like a sophisticated EQ control. At lower settings, for example, it can make a recording with lots of hiss sound much less noisy. There's a trade-off, however, because it can also rob the overall liveness (brightness) of the recording. The name Ambience, therefore, is quite apt in this case.

There are also three buttons labeled A, B, and Store. The A and B buttons allow you to store two setups that you can toggle between for a quick comparison of settings. That's a nice touch. You can also use the Store button to save the current setting as a preset for quick retrieval.

*DeNoiser* is relatively easy to use. While playing back the audio in question, you first adjust the Level slider to set the desired threshold while watching the dark green line move until it is slightly above the noise floor level represented by the yellow line. Then you adjust the Reduction slider to set the amount of noise that you want removed. Finally, you play with the Ambience slider until you find the best balance of these three settings. It typically takes a few tries until you get it right. One thing I do not

dem with the light green line pictured in the graphic display (see Fig. 2). Raising or lowering the Level slider lets you visually set the noise-reduction threshold relative to the noise floor of the audio—represented by the yellow line in the display.

like is that there is always an annoying delay while *DeNoiser* calculates the current settings. In fairness, though, that depends greatly on how powerful your computer's CPU is.

Now that you know how *DeNoiser* works, you are probably wondering how it sounds. Well, it sounds quite good. *DeNoiser* produces smooth results without as many of the artifacts that, for example, Digidesign's *DINR* tends to add if you're not careful with your settings. When compared with Arboretum's *Ionizer*, however, I'd probably choose *Ionizer* because it offers a much deeper set of controls, although it also costs almost twice as much, so it's a tough choice.

Finally, Steinberg says in its less-than-informative 7-page manual that a 133 MHz Pentium will do for the PC versions of *DeNoiser*, but I strongly recommend at least a 200 MHz CPU to really get the job done smoothly. The same holds true for the Power Mac platform.

Overall, this is a very cool plug-in and one that will help in cleaning up noise on old or new audio tracks—without hours of work. *DeNoiser* and *DeClicker* together form an especially powerful dynamic duo for solving a variety of noise problems.

### LOUDNESS MAXIMIZER 1.03

Steinberg's *Loudness Maximizer* plug-in (see Fig. 3) is not really a true compressor/limiter in the conventional sense, although it has some similar traits. Steinberg claims that *Loudness Maximizer* works by increasing the perceived loudness of the audio signal above the actual maximum amplitude. It lets you take, for example, already normalized

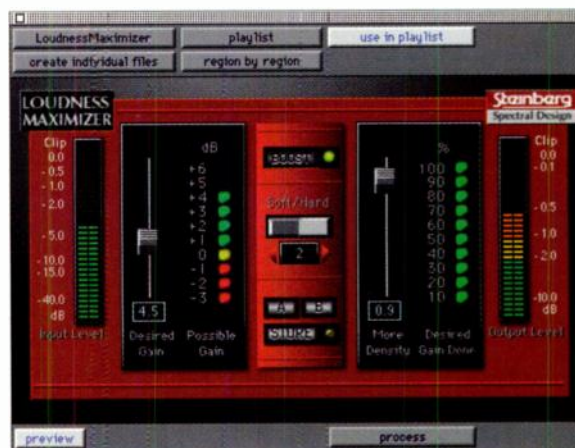


FIG. 3: Pump up your mix with Steinberg's *Loudness Maximizer* plug-in (AudioSuite version shown).

# The Hunt Is Over

...for Music Software,  
Hardware, & Everything  
You Need to Make Your  
Computer Musical!

SEK'D•PG MUSIC•STEINBERG•ANTEX  
CAKEWALK•OPCODE•ADB•MUSITEK  
MOTU•FATAR•CODA•CREAMWARE  
DIGITAL AUDIO LABS•PASSPORT

Hard Disk Recording 🐾 Notation Programs

Midi Software 🐾 Interfaces/Soundcards

ZEFIRO•EVENT•ARS NOVA•EMAGIC  
MIDIMAN•TURTLE BEACH•YAMAHA  
DIGIDESIGN•SONIC FOUNDRY•BIAS  
SONORUS•A/M•WAVES & MORE

## THE CATALOG

40 pages packed with a jaw-dropping selection of software and hardware for your home or project studio.

Filled with product descriptions, comparison charts and, believe it or not, prices. Yours free for the asking!



## THE WEBSITE

You'll want to bookmark this one—we keep our website updated weekly with the most current prices and selection. Stop by and check out our specials, read complete product descriptions and specs, download demos of programs you're interested in, and even make your purchase online.

## THE PEOPLE

Without a guide, choosing the right additions to your studio can be a frustrating and time-consuming experience. Give us a call for friendly, expert advice from musicians who use this technology in their own studios.

Because when you're tracking down the right gear—it's a jungle out there!

**SOUND CHASER**  
MUSIC SOFTWARE

800-549-4371

www.soundchaser.com

tech support 707 826-2993

FAX 707 826-2994

1175 G St., Suite C • Arcata, CA 95521

audio and still make it sound louder with very little timbral change.

As with the other plug-ins reviewed here, the controls are quite simple. Meters for monitoring input and output levels are provided for all audio signals. As with *DeNoiser*, there are A and B buttons for storing two quick settings that you can toggle between. And you can also store presets. To the left of the A and B buttons, a slider coupled with an LED-like meter offers control over what Steinberg calls the Desired and Possible Gain settings. These parameters let you determine how much the apparent loudness should be raised or lowered with values in increments of 1 dB.

To use the *Loudness Maximizer* effectively, you need to understand how the Desired Gain setting interacts with the Possible Gain meter. For example, if you raise the Desired Gain setting by 1 dB, the Possible Gain meter will decrease by 1 dB. To optimize the audio signal path, therefore, Steinberg recommends that you adjust these settings until the Possible Gain meter rests at about 0 to 1 dB.

In the middle, above the A and B buttons, there is a Boost button and a Soft/Hard switch. The Boost button simply adds an extra 2 dB regardless of how the other parameters are set. This adds a bit more punch to the audio signal. Steinberg recommends that this parameter should be used with care, however, and only on "uncomplicated" material, such as modern dance music. In other words, classical music, with its extreme peaks and dips in dynamics, is not a good candidate for the Boost function. Much of pop music, on the other hand, tends to have a more uniform dynamic range, so

the results will likely be better. Ultimately, you'll have to be your own judge. I liked the added punch on most everything I tried it on.

The Soft/Hard button affects the audio signal by altering the response of the internal limiter section. The range is from 0 to 9, with the higher values giving a harder or more aggressive edge to the overall sound. The lower settings work best when the material has minimal high-frequency content. The Density slider allows you to balance the compressor/limiter section. Higher values send more of the audio signal into the compressor section, producing a denser or thicker sounding effect.

Last, we come to Desired Gain Done. (Try saying that twenty times in a row!) This meter indicates the final result of the Desired Gain slider. Steinberg recommends that this meter should never stay continuously at a value less than 50 percent, or the audio signal may be degraded. In my tests, I rarely found this meter falling that low unless there was a very quiet passage in the material being processed. Even then, I could detect no major problems.

*Loudness Maximizer* supports stereo processing, and it's interesting to note that there is hardly any difference in the amount of processing overhead between a stereo or mono version. Of the formats tested, I did find the AudioSuite version to be a bit problematic in the Preview area, which may be the result of not using fully native PowerPC code. Playback on some CPUs tended to stutter, stop, and start. To be fair, I've had this problem with some of the other AudioSuite plug-ins that I've tested as well. (Having a slow processor, a slow hard drive, or too little free RAM may also cause problems.)

How does *Loudness Maximizer* sound? Overall, I liked the sound very much and found this plug-in to be quite useful for maximizing poorly recorded audio. There are, however, some strong competitors in the marketplace, and how "musically appropriate" their results sound to you may ultimately be largely a matter of taste. I prefer



FIG. 4: Steinberg's *Magneto* plug-in adds the warmth of analog recording to digital audio (TDM version in stereo shown).

either DUY's *DUY Max* or Waves' *L1+* plug-ins because they produce more of the type of sound that I'm looking for. In addition, the *L1+* offers many dithering options that neither the DUY nor the Steinberg plug-ins provide. Nonetheless, the *Loudness Maximizer's* algorithms sound fine and will likely appeal to many users.

#### MAGNETO 1.01

Besides having one of the coolest-looking retro interfaces I've seen, *Magneto* (see Fig. 4) really sounds great. It adds a big, over-the-top, fat-sounding kick to just about anything you process through it. Looking at *Magneto's* graphics, you are at once reminded of the old days of analog reel-to-reel tape recorders and big, expensive mixing consoles. The graphics are perfect for putting you in the proper mindset to appreciate what this plug-in has to offer.

*Magneto* is based on extensive studies of different analog tape recorders and offers virtual simulations of the many characteristics of these classic analog machines. As you probably know, analog tape pushed into the red zone (above 0 VU) adds a certain warmth to recorded material. With digital recorders, however, once you get above 0 dB, things break down into a harsh-sounding, abrasive mess as the analog-to-digital converters fail to accurately interpret the incoming data.

*Magneto* lets you return to the fabled sound that was once possible only in the analog world. It emulates many of the aspects of analog recorders, such as the bias current, the recording and playback EQ curves, and the record and playback heads. (Well, it may not achieve its goal completely, perhaps, but it does get pretty close.)

By now, it should come as no surprise that this plug-in joins the others in presenting a clear and simple control surface. Four knobs, three buttons, and one large slider are all it

takes to operate *Magneto*. On the far left is the Input Level knob, which enables you to adjust the incoming signal so that the level is strong enough. I typically leave this set at 0 dB. If you have to adjust the input level, be sure to set the Input meter monitor button to On. That way, you can monitor the level of the incoming audio signal and accurately set the level so that the material doesn't go beyond 0 dB.

The Tape Speed knob offers two choices: 15 ips and 30 ips. Each option provides a slightly different harmonic

# FREE WEB SITE ON IUMA!

**It's true:** Disc Makers will put your music on the Internet Underground Music Archive (IUMA).

**It's big:** IUMA is the hottest Web spot for independent musicians. Over 15,000 people visit IUMA every day.

**It's yours:** If you make CDs, cassettes, or 12" vinyl records with Disc Makers.

Call Disc Makers today for a complete brochure.



**DISC MAKERS**  
[www.discmakers.com/iuma](http://www.discmakers.com/iuma)  
 1-800-468-9353

**STEINBERG**  
 DeClicker, DeNoiser, Loudness Maximizer,  
 and Magneto plug-ins (Mac/Win)  
 \$399 for all versions except DeClicker TDM,  
 which is \$799

**DECLICKER** ■■■■

**DENOISER** ■■■■

**LOUDNESS MAXIMIZER** ■■■■

**MAGNETO** ■■■■

1 2 3 4 5

**PROS:** Powerful feature set. Simple user interface. Nice graphics. Wide range of supported plug-in formats.

**CONS:** Plug-ins lack comprehensive documentation. Little "how to" information provided.

CIRCLE #441 ON READER SERVICE CARD

circle #608 on reader service card

content, and depending upon the material being processed, each of these settings can be quite useful. For most of the material that I worked with, however, I preferred the 30 ips setting because it offered the greatest clarity.

The HF-Adjust knob either adds to or subtracts from the high-frequency content of the audio being processed. It emulates the way in which different types of tapes and machines add to the overall playback sound. I found it useful at times, but it must be used with care because it can give the sound quite an edgy quality.

The Output Level knob is usually best left set at 0 dB unless you plan to add a lot of HF-Adjust. In that case, you might want to back off the overall output level a bit. The Output monitor meter button enables you to monitor the overall audio output. And the On Tape button lets the meters monitor what is added via the Drive slider. The Drive slider is in many ways the heart of the *Magneto* interface. By moving this simple slider upwards, you can create an amazingly fat mix with little or no effort.

It's quite strange to see the Input/

Output meters holding steady at 0 dB while the On Tape monitor shows the signal reaching close to +10 dB. Believe me, your ears will confirm what it shows. I found that it took a lot to cause any noticeable digital clipping, but if you do encounter clipping, just back off the Output level 1 or 2 dB, and you'll be fine.

#### Plug-In System Requirements

VST version: 120 MHz Power Mac (200 MHz recommended), 32 MB RAM. TDM version: Pro Tools III or 24, TDM-compatible 680X0 or Power Mac. DirectX and WaveLab: 133 MHz Pentium, 16 MB RAM (32 MB recommended).

*Magneto* can process stereo or mono audio, and the mono version only requires half the processing power of the stereo version. That makes it useful for individual tracks. Though I've found it works great when used on (or near) the last insert point of a final stereo mix, it can be used with equal success

for individual tracking. Just be aware that delays might creep into a mix if you use *Magneto* on only one track and not the others in a multitrack session. These timing issues, however, vary a bit from system to system—for all plug-ins, not just *Magneto*—so be sure to check the requirements for your system of choice.

*Magneto's* only competition at the moment is DUY's *DaD Tape*, which offers more detail and a greater number of tape machine emulations (five types of tape machine emulations, three types of noise reduction, and a 7.5 ips setting). That makes it a better plug-in for true tape-emulation enhancement, but *DaD Tape* doesn't focus on the extra gain aspects that *Magneto* does. Consequently, these two plug-ins are the perfect pair for getting as close as possible to the analog world.

Steinberg claims that *Magneto* "brings the positive qualities of analog recording to your digital system." In fact, it does add a warm sound and feel to digital recordings, which makes it a valuable tool for use at almost any stage of a session.

#### THE FINAL VERDICT

Steinberg has created an excellent suite of powerful plug-ins for a wide variety of Mac and PC systems. My biggest complaint concerns the paltry documentation that comes with the software. The manuals are only seven to ten pages long, and they mainly cover the basics. At these prices, you should get more. I'd really love to see more in-depth examples; a "tips and tricks" section would also be nice. (The closest that Steinberg comes is a "tips and tricks" document that loads with the VST plug-ins.)

Users who want to delve a little deeper into these plug-ins may wish that there was a bit more control over the nuts and bolts of the processing, but I think the approach that Steinberg takes provides a good balance between too little control and too much complexity. As studio tools go, these are some of the best. They combine easy-to-use interfaces with great sounding algorithms and graphic designs that are fun to look at and use. I recommend them all.

*Mikhail Graham lives and breathes DSP plug-ins and has recently taken up the fine art of dreaming once again. Now if only he could get paid for it!*

# THE WORLD'S MOST COMPLETE MUSICAL INSTRUMENT & PRO AUDIO CATALOG

## FREE

Mail this coupon to Thoroughbred Music to receive our FREE, full color catalog. It's packed full of the best brands and selection!

NAME \_\_\_\_\_

ADDRESS \_\_\_\_\_ ST \_\_\_\_\_

CITY \_\_\_\_\_ PHONE \_\_\_\_\_

ZIP \_\_\_\_\_



**THOROUGHbred**  
MUSIC

Send all correspondence to  
7726 Cheri Court, Tampa, FL 33634

### 1(800)800-4654

Visit our stores in Tampa, Clearwater, Sarasota, and Orlando, Florida  
visit our website at <http://www.tbred-music.com>

- TOP NAME BRANDS
- EXPERIENCED SALESPEOPLE
- GREAT SELECTION & SERVICE
- "VOICE OF MANY" COMMITTEE
- FAST DELIVERY

circle #609 on reader service card



# C O D A

## VIVACE PRACTICE STUDIO (MAC/WIN)

*Practicing has never  
been this much fun.*

By Scott Wilkinson

When I was in college, I used to buy "Music Minus One" records to make practicing more interesting and fun. These LPs contained recorded performances with one part missing, and they came with the missing music in printed form so you could play along with the recording.

These records were great as far as they went, but they had some serious limitations. You couldn't change the tempo (e.g., slow down to practice a particular passage) without changing pitch, and you couldn't easily repeat a section over and over until you got it right. In addition, there was no musical connection between the accompaniment and soloist, which meant there was no way to play with expressive rubato or subtle variations in tempo that a sensitive accompanist can provide.

Coda Music Technology has tried to transcend these problems with a product called Vivace. This hardware/software system helps students practice woodwind, brass, and vocal pieces by playing synthesized, sequenced accompaniments. In addition, students can repeat any section of a piece until they are proficient. Most importantly, the system "listens" to the soloist through a microphone, and it can follow the performer as he or she speeds up and slows down.

The first incarnation of this product was introduced in 1994; the hardware included an E-mu Proteus within a Coda chassis. This original version was expensive, which kept it out of many students' hands. The current version, called Vivace Practice Studio, is much less expensive, but it requires a fair amount of computer horsepower because the accompaniments are played by a software synth. (The older, more expensive version is still available for those with less-powerful computers.) The sequenced accompaniments are stored in ROM within a special cartridge. Without the cartridge, the software does nothing, which effectively prevents piracy.

### INSTALLATION

A small, printed start-up guide explains the installation procedure reasonably

well. The system is available for Macintosh and Windows platforms in two versions: the newer Cartridge Reader and the older Modular System. For this review, I used the Cartridge Reader version with a 225 MHz, 604e-based Mac clone running System 7.6 with 48 MB of RAM.

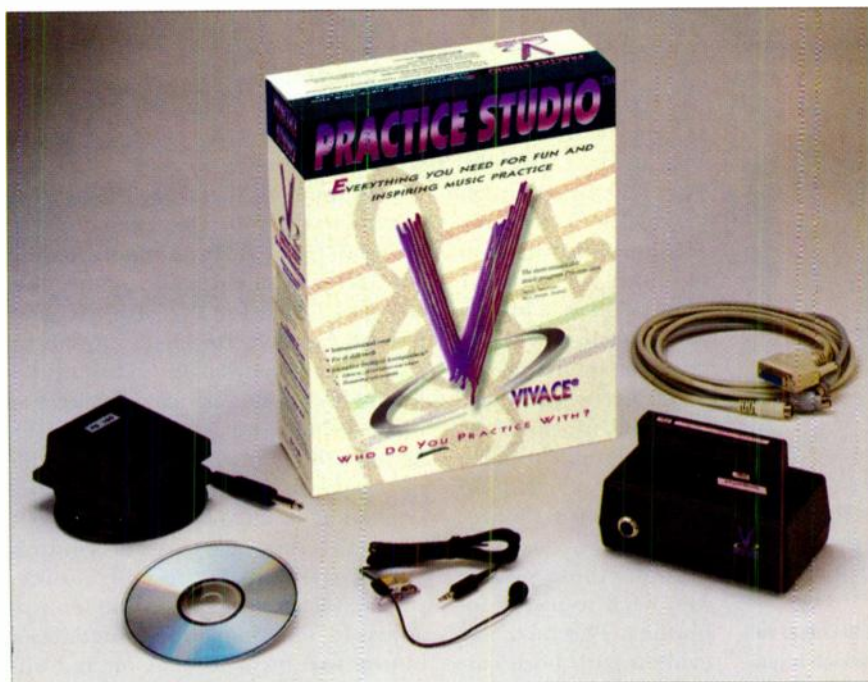
The cartridge reader itself is a small, black, plastic box with a 1/4-inch TS connector on the front, two 1/8-inch TRS connectors and a DB15 serial connector on the back, and a rectangular slot for accompaniment cartridges on the top. The serial and 1/8-inch connectors are clearly labeled, but the 1/4-inch jack is not labeled at all. (It's for a start/stop footswitch.)

To set up the hardware, you start by connecting the included serial cable from the reader's DB15 connector to the Mac's modem port. Microphone connection takes two steps. First you connect the supplied instrument mic to the corresponding 1/8-inch jack on the reader. Then you connect the reader to the microphone input on the Mac using the supplied patch cord.

Why not simply connect the microphone directly to the Macintosh's mic input? The mic input on the Mac is nonstandard; it uses a longer-than-usual, 1/8-inch TRS connector for mic-level signals. If you connect a standard 1/8-inch plug, the Mac expects a line-level signal. Coda tried to find a reliable source for the nonstandard plugs, but this turned out to be virtually impossible. As a result, the cartridge reader includes a mic preamp, and the patch cord uses a standard 1/8-inch plug to send a line-level signal to the Mac's mic input.

To finish the hardware installation, you connect the Mac's audio output to an amp and speakers or headphones, and the included footswitch to the 1/4-inch jack. The mic attaches to your instrument with a padded clip; singers will need a special headset mic (\$99 from Coda or a Vivace dealer).

The software for the Cartridge Reader version is on CD-ROM (floppy disks are used for the Modular System version). The installer also installs Adobe Acrobat Reader 3.0 (if you don't have it already), which is required for the online documentation. Unfortunately, the installer doesn't have a "custom install" option that lets you select the parts you want to install; I wish the setup documentation made this clear.



The Cartridge Reader version of Vivace Practice Studio includes a simple hardware box and all the necessary cabling.

Vivace uses Apple Sound Manager only, so it doesn't work with Digidesign hardware, such as Audiomedia cards. On the PC, you'll need a card that supports full-duplex operation. Most newer pro and semipro sound cards should work. However, the company has only tested the system with Sound Blaster-brand sound cards, so you may want to contact Coda to see whether your card has made it onto their compatibility list.

## OPERATION

To use the system, you must buy cartridges that hold the accompaniment sequences. Each cartridge comes with accompaniment files that are installed on your hard drive and used by the Vivace application to control playback. The extensive library of accompaniments includes many standard solo pieces for all common woodwind and brass instruments as well as male and female vocal solos; it also includes many jazz and pop selections.

Most cartridges cost between \$16 and \$50; a few cost as much as \$250, but these are intended for schools. Most include 1 to 10 titles, and a few hold more than 300. As of this writing, there are more than 500 cartridges containing nearly 4,000 pieces. The printed solo music is widely available and sold separately; some collections are available from Coda. The basic system comes with a tutorial cartridge that includes two pieces—"Long, Long Ago" and "Blues in B"—for all instruments and voices.

After making all the physical connections and installing the software, you start by inserting a cartridge into the reader's slot. There is no indication about the correct orientation of the cartridge. It works no matter which way you insert it, but I wish the documentation made this clear; I wondered until I asked a Coda representative.

When you first run the application, the main screen appears briefly, but it is immediately overlaid by the Open Accompaniment dialog box, which lets you select a piece from those installed on your hard drive. If a cartridge is inserted in the reader, this dialog box only displays the titles that correspond to the cartridge, which makes it easier to find files when you have many titles installed. It is possible to launch the application by double-clicking on a piece in the Finder, but the files have coded names that are not very descriptive. The Open dialog box displays the names in a more meaningful way.

Once you select an appropriate piece, the Volume Controls dialog box appears (see Fig. 1), letting you set the main volume (accompaniment plus mic signal), accompaniment volume, and mic input level, which is indicated in real time with a ladder-type meter. A Mic Play Thru checkbox mixes the mic signal with the accompaniment, playing both through the sound system. This is a particularly important feature for using the program with headphones. Unfortunately, activating this checkbox produces a fairly loud buzz (not 60 Hz hum), which is a serious drawback for those people who need to use headphones. The buzz was evident with both cartridge readers I tested, which could mean it's endemic.




FIG. 2: Vivace's main screen includes transport controls, starting-point controls that double as current-location indicators, a metronome, and an Intelligent Accompaniment percentage indicator. A brief description of each control appears at the bottom of the window as you move the mouse cursor around the screen, which is very helpful.

Finally, you get to the main screen (see Fig. 2). Standard transport controls let you start, stop, pause, and jump to different locations in the piece. The "From" fields let you specify the point in the music from which the system will begin playing. These fields include rehearsal marks, bar, beat, and repeated sections. Many pieces include several rehearsal marks (e.g., letter A, etc.), and these are used in the accompaniment files, which are based on particular published versions of the pieces. The From fields also indicate the current location in the piece, including first and second repeats.

Interestingly, the bar numbers are reset at each rehearsal mark rather than being continuously incremented from beginning to end; for example, the Rehearsal Mark and Bar fields might progress from letter A, bar 8 to letter B, bar 1. It is common for the conductor of an ensemble to say something like, "Start at the fifth bar after letter B," so Coda decided to count the bars in this manner. In addition, this type of bar numbering makes it easier to reconcile different editions of a particular piece. If there are no rehearsal marks in the piece, the bar numbers are incremented in the normal manner.

To the right of the transport controls and From fields is the metronome, which indicates the tempo and lets you adjust it. The metronome includes a button that turns its click on and off, but this button is not labeled in any way. The online documentation includes graphics of the metronome with



FIG. 1: The Volume Controls dialog box lets you set the main volume, accompaniment volume, and mic input level, which is indicated by the adjacent meter. The Mic Play Thru checkbox mixes the mic signal with the accompaniment, but it also introduces a loud buzz into the signal.

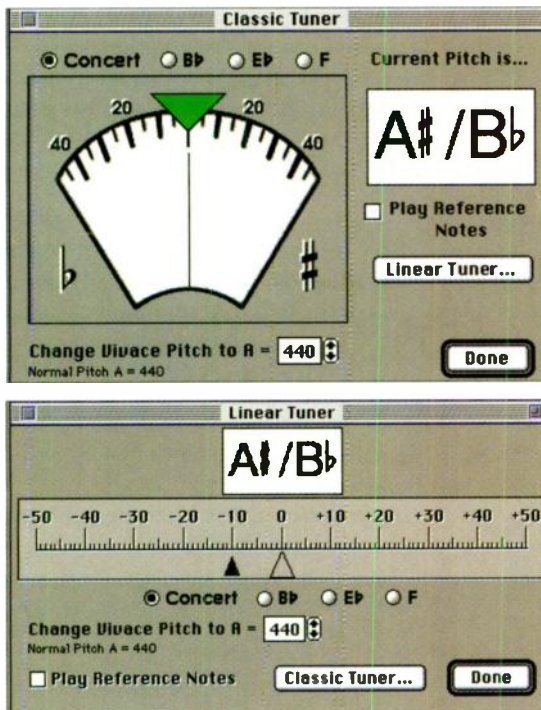


FIG. 3: The tuner can be displayed in two ways. In the classic "strobe" display (top), I played the note perfectly in tune. In the linear display (bottom), I played the note ten cents flat.

this indication, but it is not evident in the actual software. (According to Coda, this is not a problem with any of the systems they have in house or in the field, and they don't know why it happens in my system.) In addition, there is no way to adjust the volume of the metronome. There should be a separate metronome slider in the Volume Controls dialog box; as it is, the click was difficult to hear over the accompaniment and my playing.

Underneath the metronome are several more controls. The Pitch button plays the first note of the currently loaded solo part, which is

quite handy, especially for singers. A Male/Female button lets you specify whether a man or woman is singing a vocal solo; this adjusts Vivace's "listening" range. This button appears only with vocal accompaniments.

The Countoff pop-up menu lets you select one, two, four, or no bars of count off. If Intelligent Accompaniment is active (explained in a moment), this menu also lets you specify whether Vivace should wait for the

▼  
**The vocal warm-up  
 feature is an  
 excellent adjunct to  
 the system.**

ly, in fact, that the performance often loses stability. A maximum setting of 70 or 80 percent is fine in most cases. At 0 percent, the system does not follow the soloist at all. Intelligent Accompaniment can be turned off by clicking a button in the main screen. All classical and many pop accompaniments are programmed with Intelligent Accompaniment, but the jazz selections do not use it because this style of music requires a steady beat regardless of what the soloist does.

IA works surprisingly well. The Vivace system was able to follow me through some pretty radical tempo changes, at least when the percentage was set very high. With a more reasonable percentage (such as the preset values for each piece), the system still follows the performance but not as much or as immediately. In this range, IA exhibits a surprisingly natural feel, which is great.

### CUSTOMIZATION

Each piece can be customized in a wide variety of ways, and these settings

soloist to start playing before it begins the accompaniment. The pop-up menu below the Countoff menu lets you specify whether or not the metronome will play during the count off. The Volume button opens the Volume Controls dialog.

### FOLLOW ME

The heart of the Vivace system is its ability to adjust the tempo dynamically in response to the soloist's performance; Coda calls this Intelligent Accompaniment (IA). It works by measuring the time between the beginnings of the soloist's notes and calculating the tempo accordingly.

The degree to which Vivace follows the soloist is determined by the percentage Vivace follows the soloist very closely; so close-

ly, in fact, that the performance often loses stability. A maximum setting of 70 or 80 percent is fine in most cases. At 0 percent, the system does not follow the soloist at all. Intelligent Accompaniment can be turned off by clicking a button in the main screen. All classical and many pop accompaniments are programmed with Intelligent Accompaniment, but the jazz selections do not use it because this style of music requires a steady beat regardless of what the soloist does. IA works surprisingly well. The Vivace system was able to follow me through some pretty radical tempo changes, at least when the percentage was set very high. With a more reasonable percentage (such as the preset values for each piece), the system still follows the performance but not as much or as immediately. In this range, IA exhibits a surprisingly natural feel, which is great.

The user can also insert additional markers at other locations in the piece to change performance parameters. There's also a Remember Tempos function that lets you tap the tempo on the spacebar for a specified region. It can even remember a continuously changing tempo, as in a ritard or accelerando.

When the system is waiting for the soloist to play a note, it isn't supposed to start until the correct note is played.

circle #610 on reader service card

**COMPACT DISC • CASSETTE  
& RECORD MANUFACTURING**


**GUITARIST  
GOES  
CRAZY!**  
 Mastering Engineer  
 Sought for Questioning!

Local guitar lesson

**POOR REPRODUCTION IS NOT  
A VICTIMLESS CRIME!**

QCA IS COMMITTED  
TO STAMPING OUT THESE  
SENSELESS ACTS!

**CALL TOLL FREE  
1.800.859.8401**  
 For Your Free Catalog



Serving the Music Industry for Over 45 Years.

2832 Spring Grove Ave., Cincinnati, OH 45225  
 Tel: 513.681.8400 • Fax: 513.681.3777  
 E-mail: qca@pol.com • web: www.pol.com/QCA

However, when I played a French horn solo that begins with the horn, the music started when I played the first note a half step too high or low; it didn't start when I played the first note a whole step or more away from the correct note. According to Coda, this latitude allows for singers who scoop into notes, but I think the tolerance should be tighter for instrumental pieces.

Virtually all pieces include a piano accompaniment; many also include an ensemble accompaniment. The Instrumentation option lets you select which accompaniment you want to hear. In some cases, especially the jazz accompaniments, you can select specific instruments within the ensemble to play or not. You can also specify whether or not you want the synth to play the solo part, which can be helpful when you're first learning a piece. These and other customization options create a very flexible practice environment.

## OTHER FEATURES

The Warmup feature guides you through a vocal warm-up, which is an excellent adjunct to the system. An on-screen keyboard lets you select notes to match vocally. This function can play a single note or a major or minor chord (arpeggiated or not) when you select a note on the keyboard. You can also activate new notes by stepping on the footswitch, which shifts the pitch

up or down by a half step each time, depending on the setting in the Warmup window.

From time to time, all musicians need to practice certain sections of a piece. Vivace facilitates this with Practice Loops. This feature lets you play a section of the piece repeatedly while you practice. You can specify the loop section by bar and beat number and/or rehearsal marks; its controls are much like the main window's. Sections you



**A loud buzz is evident when Mic Play Thru is active, making headphone use difficult.**

have cut are skipped in a Practice Loop, and you can tell Vivace to pause for a user-specified time between loops. IA is not active in this mode, but programmed changes in tempo are followed unless you check the Strict Tempo checkbox.

The Practice Metronome is a separate timing reference that does not depend on an accompaniment. It simply provides a very flexible metronome to use while practicing any music. It can play many preset time signatures, as well as asymmetric patterns such as 2+2+3+2. Downbeats can be accented, and offbeats can be performed with a different sound. This is a very handy function I wish I'd had when I was learning to play. The Practice Metronome's Start/Stop button is labeled and indicates its status, unlike the button for the main window's metronome.

Vivace includes a cool tuner that detects the pitch you play and tells you if you are sharp or flat with respect to the reference pitch (typically A440, although you can set this to something else if you want). The tuner can be displayed as a classic "strobe" type or a linear tuner (see Fig. 3), and it can play an in-tune version of the notes you play so you can match them aurally as well as visually.

Educators and parents will appreciate Vivace's ability to keep track of the

time a student spends on Warmup, the Tuner, Practice Loops, the Practice Metronome, and each piece of music. The first time you use this feature, you enter your name, instrument, and other pertinent info. When you begin a practice session, you open the Practice Report window and start a timer clock; when you're finished, you stop the clock. The software automatically keeps track of the time you spend on each activity. Each practice session generates a new report, which can be displayed or printed (see Fig. 4). For example, a teacher might want the students to turn in a practice report each day in lieu of other homework.

Even better, the reports for different students can be compiled into a database, which is great for classes or families in which several members use the system. The Vivace software on both the Mac and PC includes a runtime version of Claris *FileMaker Pro 3.0*, which organizes and displays the database. In addition, the database is password-protected for classroom security.

The Info menu provides access to notes on the composer and composition as well as definitions of musical symbols and terms. The musical-terms dictionary is searchable by word or phrase, which is very handy. You can also display a catalog of cartridges and launch the tutorial from this menu.

Speaking of the tutorial, it is excellent. A pleasant female voice describes the entire system, and onscreen graphics follow these descriptions. The tutorial includes seven chapters, each of which is further divided into sections. You can run the entire tutorial from beginning to end, or you can access any section independently by using a set of well-designed navigation controls. You can also pause the tutorial and go back to the main application to try what you just learned.

The Info menu also provides access to the Online Reference documentation, which is an Adobe *Acrobat Reader 3.0* file. You can print this file if you want to, but it's 107 pages long. In addition, the online version includes many hyperlinks that jump to the relevant section when you click on them, which is very slick. I found one hyperlink that jumps to the wrong place, but on the whole, the documentation is very helpful; it's easy to find the information you're looking for.

### System Requirements

#### Macintosh:

Cartridge reader version: Power Mac with a 604 processor or any Power Mac with a clock speed of at least 180 MHz; Mac OS 7.5 or higher; at least 16 MB of RAM.

#### Modular System version:

68030 Mac with a clock speed of at least 25 MHz; Mac OS 7 or higher; at least 4 MB of RAM.

#### Windows:

Pentium 166 MHz or faster; Windows 95; 16 MB RAM; any of the following sound cards or chip sets: Creative Labs Sound Blaster 16, AWE32, AWE64, Daytona, Vibra 16; serial port; sound system; CD-ROM drive recommended.

Slower machines (minimum 80486DX2) require Sound Blaster AWE32 or AWE64.

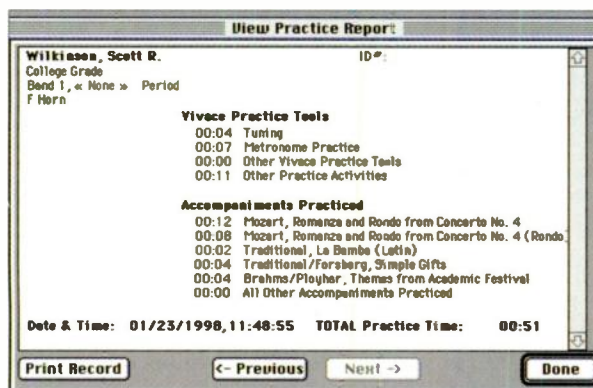


FIG. 4: Practice Reports automatically keep track of how much time a student spends on each Vivace activity.

## CONCLUSIONS

Wynton Marsalis has compared music with basketball: you can't learn to play all by yourself. Both are team activities, and no matter how much you practice alone, you can't get good at the game. In addition, you can't learn to love the game because it's no fun practicing by yourself.

With Vivace Practice Studio, you never practice alone. The system provides an interactive experience in which you can practice listening, intonation, and balance along with the notes in a particular piece of music. With Intelligent Accompaniment, you can also practice expressing yourself musically, projecting your personality into the music. Most importantly, Vivace makes practicing fun, which en-

courages you to practice not only longer but also more effectively.

At \$199, the Cartridge Reader version offers a lot of value to music students and educators. However, this version requires a pretty high-powered computer to run the software synth. If you have an older machine, it might make more sense to purchase a faster computer rather than shelling out over \$1,600 for the Modular System version of Vivace.

The sequences in the cartridges are very musical and include subtle tempo changes and IA settings that just feel right. According to Coda, the software synth is tweaked for each piece to maximize sound quality and expressiveness. It still sounds pretty electronic to me, but that doesn't matter in this application as much as it does in a serious recording environment. More problematic is the overall volume level, which is relatively low, even at the highest settings. I had to turn up my sound system quite a bit to balance the sound of my horn. I thought I might run into some feedback problems when using Vivace with speakers, but I didn't.

I also have some concerns about the overall build quality of the cartridge reader itself, which seems rather flimsy. For example, one of the two DB15-connector thumbscrews doesn't seat, and inserting a cartridge feels very wobbly and insecure. And as mentioned earlier, a loud buzz is evident when Mic Play Thru is active, which makes headphone use difficult.

Despite these problems, Vivace Practice Studio performs very well (at least over speakers), making practice time much more fun than it would otherwise be. The Vivace system offers something unique to music students and educators: an infinitely patient, flexible, and sensitive accompanist or ensemble with which to practice at any time, which beats the heck out of those old Music Minus One records.

**EM Contributing Editor Scott Wilkinson teaches at the University of Northern Colorado's Rocky Mountain Music Technology Seminar for music educators each summer.**

# R Ø D E

NT1

*A great-sounding large-diaphragm condenser mic for a song.*

By Brian Knave

**Y**ou may have noticed that, in our January 1998 issue, we awarded the Røde NT1 EM's 1998 Editors' Choice award for best new microphone. I had just begun testing the NT1 at that time, and my initial enthusiasm for the mic played a big part in its being selected for the prize. Since then, I've used the NT1 in dozens of applications and carefully compared it with other, more expensive mics. My enthusiasm hasn't waned.

The Røde NT1 is distinctive because it provides the clarity, detail, and presence that large-diaphragm condenser mics are known for but at a price well below what a microphone of this quality typically costs. Indeed, to our knowledge the NT1 is the least expensive large-diaphragm condenser mic currently available. That alone makes it especially attractive for the budget-conscious personal-studio owner seeking a professional sound.

## NO FRILLS

As condenser mics go, the Røde NT1 is about as basic as they get. It has a fixed polar pattern—cardioid—and the mic itself is devoid of extras: no pad, no bass roll-off filter, no adjustments of any sort. Nor does the NT1 come packaged with accessories, such as a cable, elastic suspension mount, or foam windscreen. All you get is the mic and a simple mic clip (with adapter) in a foam-lined, hard-plastic case. To mount the NT1, you simply remove the knurled nut attached to the bottom of the mic, slip the mic through the clip, and then reattach and tighten the nut. The clip, which allows for a fairly complete range of secure positioning, is small but very sturdy.

The elimination of extras, of course, is one of the main ways Røde got the NT1's price down so low, allowing the designers to focus on quality audio

**CODA MUSIC TECHNOLOGY**

Vivace Practice Studio practice system

Cartridge Reader: \$199

Modular System: \$1,698

**FEATURES** ■■■■■

**EASE OF USE** ■■■■

**DOCUMENTATION** ■■■■

**VALUE** ■■■■

1 2 3 4 5

**PROS:** Intelligent Accompaniment helps foster musical expression. Makes practicing fun. Provides a very flexible practice environment.

**CONS:** Poor build quality. Low maximum volume. Loud buzz when mixing mic input with accompaniment.

CIRCLE #442 ON READER SERVICE CARD

components rather than cosmetics and amenities. To wit, the NT1 features transformerless, FET circuitry; a 1-inch, gold-sputtered diaphragm (the capsule is housed in a proprietary, internal shock mount); and gold-plated XLR connectors. The mic operates on standard 48V phantom power.

Despite its plain build, however, the NT1 is solidly constructed and handsome in an understated way. The body is machine lathed from light-gauge steel and has a smooth, glossy, light gray enamel finish. The mic's grille is made of two layers of stainless-steel mesh: a heavy open weave over a fine, internal layer.

Like most large-diaphragm condenser mics, the Røde NT1 is a side-address microphone, which of course means that you sing or play into the side of the mic rather than the top. An inset, brass "button" identifies the capsule side. Just beneath the brass button, engraved into the body and painted black, are the Røde logo and NT1 designation.

### MANY THRILLS

I used the NT1 during numerous sessions, recording various male and female vocals, acoustic guitar, harmonica, recorder, flute, saxophone, and hand percussion. I also used it as an overhead, both for drum set and upright bass (with a second mic aimed at the bridge) and as a room mic. I tested it with different mic preamps, too, including the Millennia Media HV-3 as well as the stock preamps in my Mackie 8•Bus board.

The NT1 sounded surprisingly good on just about everything, but I especially liked it on vocals, on acoustic guitar, and as a drum overhead. This mic has a very open and detailed sound with lots of presence. Though its over-



The Røde NT1 is the personal-studio owner's dream come true: a very affordable, superb-sounding, large-diaphragm condenser mic.

all tonal "flavor" might best be described as transparent with a bright finish, the NT1 is not nearly as bright and glassy sounding as the NT2, its immediate predecessor (and Røde's first entry into the world of condenser mics). Yet it does have that nice, crisp high-end response or "presence boost" that puts vocal tracks right in your face with startling clarity.

Of course, this might render the NT1 not the best choice for singers who tend to produce a lot of sibilance. But I've never been terribly squeamish about sibilance, so the NT1 didn't prove a problem for me in that regard.

However, the mic's extreme sensitivity makes it a shade more vulnerable to plosives than other condenser mics I've worked with. Therefore, for close-up vocal recording especially, I would recommend using a nylon-mesh pop filter with the NT1. (I use this type of pop filter on most critical vocal recordings anyway.)

### SHY BASS

It was only on deep bass sources that the NT1 fell slightly short of the mark in terms of accurate response. This was noticeable, for example, when I used the mic as a drum overhead. Although cymbals and hi-hats were reproduced exceptionally well, the low toms and especially the kick drum came out sounding a tad deficient in body and low end. Of course, this would present no problem in most drum-set recording applications because there is almost always a separate mic on the kick drum and often one for each tom, as well. Indeed, depending on the recording style and the sound of the drums, this type of response can be advantageous in a drum overhead because it promotes the cymbal sounds without overwhelming the mix with low-end information.

Likewise, though the NT1 did a nice job of capturing string detail and overall image when employed as an upright bass overhead, it didn't have the right stuff to fully translate that instrument's low frequencies and warm, complex timbres. Of course, not many mics do. Yet it was precisely the NT1's crisp high end and slightly shy low-end response that made it work so nicely on acoustic guitar. For example, it really helped a dark-sounding acoustic guitar cut through in a busy rock mix, and on a gut-string classical guitar, it captured the warmth of the instrument while detailing the high end and minimizing boominess.

### LOW NOISE, BIG EARS

No mic is ideal for every source sound, of course. But considering its fixed polar pattern and lack of amenities, the NT1 is a quite versatile microphone. Its cardioid pattern is relatively broad, and off-axis response is impressively smooth and consistent sounding. This is important if you're miking a big instrument, such as a piano, relatively closely so that the strings at either extreme of the mic's polar pattern do not

### NT1 Specs

<b>Capsule Type</b>	1" pressure-gradient transducer with gold-sputtered diaphragm
<b>Polar Pattern</b>	cardioid
<b>Frequency Response</b>	20 Hz–20 kHz
<b>Self-Noise</b>	17 dB (A weighted)
<b>Sensitivity</b>	18 mV/PA
<b>Maximum SPL</b>	135 dB
<b>Weight</b>	11 oz.

sound timbrally inconsistent with those in the center of the pattern.

I was also impressed by how quiet the NT1 is. And along with the low self-noise (17 dB, A weighted), its maximum SPL is quite high, at 135 dB, leaving a very big dynamic range (well beyond the limit circumscribed by 16-bit digital audio). On top of this, the NT1 has a surprisingly hot output. When I compared it to other condenser mics (including the two mentioned below), the NT1 required much less juice from the mic preamps to reach equivalent levels.

### UNFAIR COMPARISONS

Of course, we never know a thing except in its relation to something else. You can listen all day long to a particular mic, but until you compare it to another one, you'll have a hard time pinpointing its sonic characteristics. In fact, the more you listen to just one mic (or mic preamp, sound source, whatever), the more acclimated and "tuned out" your ear becomes. All too soon, fatigue sets in and discernment goes out the window (which is why it's so important to take frequent breaks when tracking and mixing).

If all of this sounds like an excuse, well, that's because it is. After all, one of my tests was, by most anyone's accounting, inexcusable. I was so impressed by the NT1 that I wanted to make sure I wasn't just hearing things. So I did a careful comparison of the NT1 with two well-known (and much more expensive) "celebrity mics": an AKG C 414 B/ULS and a Neumann U 87.

Talk about unfair! Considering that

the price of the Røde NT1 is less than one-third that of the AKG C 414—and not even a seventh of the Neumann U 87's—that's like comparing a Ford Fiesta to a Lexus or Mercedes. And yet, as mainstays in most pro studios, the 414 and U 87 serve well as touchstones—examples of just how good a superior microphone can sound.

I compared the three mics on vocals, harmonica, shakers (wood, metal, and plastic), triangle, tambourine, and claves. Naturally, I set the AKG and Neumann mics to cardioid patterns and didn't engage any of the filters or pads. And to further "objectify" my findings, I solicited some help from our new associate editor, Jeff Casey, who has extensive major-studio recording experience.

Now, I'm not going to shock anyone by reporting that the Røde NT1 sounded better than the AKG and Neumann mics; it didn't. But it did compare quite favorably. Compared to the 414, it had noticeably more presence and high-end brightness but not nearly as much low-end oomph. For this reason, I could imagine choosing the NT1 over the 414 B/ULS for many applications. (Note, however, that I did not compare the AKG C 414 TLII, which uses the same capsule as the classic AKG C 12 tube mic and has a distinctive "presence boost." The 414 B/ULS, in fact, is known to have a flatter, more accurate—ergo, less seductive—response than the TLII.)

On the top end, the NT1 sounded more like the U 87 than like the 414, albeit with a slightly more "glassy" quality (and tendency to exaggerate sibilance). It was also less warm and open sounding than the U 87, and again, it didn't produce as much low-end response.

To get an idea of what the NT1 was "missing" as compared to the U 87, I dialed in EQ on some of the NT1 tracks in an effort to replicate the tonal balance of the U 87 tracks. Depending on the instrument (and using my Mackie mixer), it took 2 to 3 dB of 4 kHz, about 4 or 5 dB of 280 to 300 Hz, and maybe 1 dB of 80 Hz. (Note how these figures correlate to my initial impressions of the NT1's slightly deficient bass response. It's that critical range around 250 to 300 Hz that really adds fullness to the low end.)

Of course, even with the added EQ, the sound of the NT1's tracks lacked the U 87's unique "dimensionality"—one of the qualities that makes that mic

so magical (and hard to beat). But again, considering the price differences, the NT1 compared very favorably to both the AKG C 414 and the Neumann U 87—and that's saying a lot!

### FINAL TESTAMENT

The Røde NT1 is a great-sounding yet inexpensive large-diaphragm condenser microphone. At \$349, it's not only an exceptional bargain for anyone, but it could very well end up as the condenser mic of choice for cash-challenged personal-studio owners. But don't let the low price fool you. The NT1 has a rich, stunning sound—very transparent, present, and brightly detailed—that would prove a valuable addition to any mic cabinet.

Of course, the NT1's lack of amenities (pads, filters, etc.) makes it less versatile than a full-featured, multipattern mic. But if what you need is the sound alone—the clarity, sensitivity, detail, and presence that only a large-diaphragm condenser can provide—and you can get by with a fixed polar pattern, I heartily recommend that you audition the Røde NT1. It's a real gem. ☉

circle #611 on reader service card

## The Case Specialists



Medium to Heavy Duty Cases  
Available for Keyboards,  
Mixers, Guitars, Rack Mount  
Equipment and More!

Call for pricing on standard  
or custom designed cases!

**DISCOUNT  
DISTRIBUTORS**

800-346-4638 (In NY) 516-563-8326

**RØDE**  
NT1 condenser microphone  
\$349

**AUDIO QUALITY** ■■■■■

**VALUE** ■■■■■

1 2 3 4 5

**PROS:** Transparent, open, detailed sound.  
Great presence. Quiet. Big dynamic range.  
Very affordable.

**CONS:** Mildly deficient low-end response.  
No pad, filter, or alternate polar patterns.

CIRCLE #443 ON READER SERVICE CARD

# QUICK PICKS

## Q UP ARTS

Latin Groove Factory, vol. 1

By Paul Potyen

Q Up Arts strives to provide unique, enduring, state-of-the-art audio content, and its latest release, *Latin Groove Factory (LGF)*, vol. 1, fits the bill. Available in Roland, Akai, and SampleCell CD-ROM formats (\$299) and in audio-CD format (\$99), *LGF* includes drum and percussion samples and loops derived from three popular Cuban music styles: mambo, salsa, and songo.

### Documentation

Sample-CD reviewers are typically forced to go into a barrage over the lack of documentation provided with these products. I want to say right up front that the wealth of documentation included with *Latin Groove Factory* should be a benchmark for other manufacturers. It could be argued that the booklet alone is worth the price of this CD!

The insert contains comprehensive, accurate information comparing and contrasting various Latin music styles and

illustrating how they relate to *LGF*. For the uninitiated, it helps demystify the Afro-Cuban clave rhythm, which is the basis for all of this music. The organization and cataloging is easily explained in a way that would make sense to anyone (from beginners to experts). I wholeheartedly applaud this extra effort from Q Up.

### Loops

Several percussion loops are available in three different tempi for each of the covered Cuban music styles. (All 2-bar loops use a 2-3 clave that can be modified as needed.)

*LGF* uses two kinds of loops: a "mix" loop, in which two or more instruments have been blended together, and a "single instrument" loop. Intelligently combining mix and single instrument loops gives you quite a bit of flexibility in creating bridges, choruses, and breaks.

The loops are mapped so that all 2-bar patterns appear on the white keys of your sampler and all start bars on the black keys. In some cases, all you may need for your composition is a sequence of loops triggered from your sampler. More often though, you may want to add fills, breaks, and other goodies. Again, *LGF* makes this easy by mapping single percussion/drum hits directly to your MIDI keyboard.

### Sonic Quality

All of the sounds on *LGF* are multisampled; that is, recorded at different dynamic levels rather than simply scaled in MIDI Volume. This produces extremely authentic-sounding tracks.

The loops are all seamless, with no audible pops or other discrepancies at starts and ends. *LGF* was produced using only high-end audio equipment (e.g., Digidesign, Neumann, AKG, Focusrite, and Neve), and the result is a clean, professional recording.

Recorded by experts in the Latin-music field, this CD offers the maximum amount of feel and groove you can get from a sampler today. Look out for future volumes of *Latin Groove Factory* featuring bolero, sambas, cruza-do, funk, partido alto, batucada, bossa nova, baio, and calypso.

**Overall EM Rating (1 through 5): 4**  
CIRCLE #444 ON READER SERVICE CARD

## SPECTRASONICS

Burning Grooves

By Dan Phillips

As the name implies, *Burning Grooves* (\$199, CD-ROM; \$99, audio CD), the latest offering from perennial soundware heavy-weight Spectrasonics, is a collection of aggressive, live drum kit samples, with



If you're looking for fiery intensity, you'll find it in Spectrasonics' *Burning Grooves*.

both multisampled hits and loops. The CD-ROM comes with a complementary audio CD and is available in Roland S-700, Kurzweil K2000, Akai S1000 (also compatible with the E-mu E111x and the Ensoniq ASR series), and Digidesign SampleCell formats.

### In the Groove

Featuring drummer Abe Laboriel Jr., *Burning Grooves* shines in both performance and production. The CD covers a wide range of styles—you'll find straight-ahead rock 'n' roll, fat funk, heavily compressed modern rock, predestroyed hip-hop/electronica, tight hip-hop shuffles, and smatterings of reggae and Cajun grooves. The tracks are laden with heavy compression, EQ, distortion, effects, and sheer performance intensity. Very little on this disc comes near to being bland.

There are 157 grooves in all, with an assortment of 52 fills. Most of the grooves are in 4/4 (some straight, some shuffles), with a dozen or so in other time signatures, including 3/4, 5/4, 6/8, 7/8, and 12/8. Tempos range from 56 to 178 bpm. Each groove usually includes a "no snare" mix, and a "no kick" mix, in addition to several



Mambo, salsa, and songo beats are featured on Q Up Arts' *Latin Groove Factory*, vol. 1.



other variations (e.g., intros, accents, and breaks).

In some cases, patterns are available with a choice of processing. For instance, the Soul Slam patch is offered in both an Edge (aggressive hi-mid EQ) and a Verb (lots of ambiance) variation. Certain patches also offer a Lo-Fi (downsampled) version. But loops are only half of what *Burning Grooves* has to offer.

### Smokin' Kits

The CD-ROM versions of *Burning Grooves* include 58 "Smokin' Kits," assembled from a library of 121 different drum and cymbal sounds. The kits are solid and useful, yet they still supply a good dose of unique character. Most of the patches are offered in both dry and wet versions.

The snares are the highlights, ranging from massive and ambient to dry and intimate. Each patch offers left- and right-handed hits in addition to flams and buzz samples. Most of the snares are recorded in stereo with high and low velocity switching, although some are served-up in mono with 4-way switching.

The hi-hats provide a number of expressive options, offering closed, very tightly closed, open, and semi-open positions (each with two-way velocity switching). The 16-inch hats offer a choice between a tip-played hat and a slightly looser, edge-played hat. Although some of the patches have obvious jumps in amplitude when the forte sample kicks in, a quick adjustment to the sample volume took care of this minor problem.

As with the snares, the tom samples range from aggressive ("Impact Toms") to mild ("Soft Toms"). There are also a couple of lo-fi tom sets included to match the lo-fi snares. And while the kick-drum samples may not be as exciting as the others, they still cover a decent range of likable timbres.

### The Verdict

As we've come to expect from Spectra-sonics, *Burning Grooves* is full of good sounds. The CD is impeccably organized. The names are easy to read, and a loop tempo is listed for every track. Anyone looking for terrifically performed, aggressive drum loops full of vibe (for rock, hip-hop, alternative, etc.) or for an impressive collection of multisampled hits should check out this CD—it's definitely money well spent!

**Overall EM Rating (1 through 5): 5**

CIRCLE #445 ON READER SERVICE CARD

## AMG

### Guitarras Atomicas

By Geary Yelton

Sounds are to the electronic musician what pigments are to the painter, so you can be sure that some sample fanatics are looking for guitar licks to add to their palettes. One of the latest sample CDs of guitar work is *Guitarras Atomicas* (\$99), a fine collection of rock 'n' roll guitar riffs, chords, and tones from the accomplished player Sagat Guirey.

My first impression of this audio-only CD was that it's a monument to musical self-indulgence (which isn't a bad thing!), with a wealth of useful ideas from a man who has very talented hands. The variety of electric and acoustic guitar tones is impressive, and Guirey knows how to explore the rock-guitar vocabulary.

### What You Want


*Guitarras Atomicas* runs the gamut from tones appropriate for tribal space music to pure garage grunge. But for the most part, it's straight-ahead rock 'n' roll. I distinctly hear shades of Jeff Beck, David Torn, and Jimi Hendrix, and with a wah-wah pedal, Guirey even does a pretty good Stevie Ray Vaughn!

Each riff is played just once, usually in the key of E. Overall, the CD avoids using reverb except when it's an integral part of the sound, and then you'll find it at just the right depth. Sounds are placed throughout the stereo image, which could be a problem if you want successive licks to stay in the same location.

One of the challenges in producing a CD like this is to organize everything in a logical order. With *Guitarras Atomicas*, parts are divided by tone and style, beginning with electric riffs and progressing to acoustic chords. Although the track listing provides a pretty good guide to finding the part you need, I still wish more time had been spent on organization.

### The Fine Print

So once you've bought the disc, is the music yours to use however you please? Well, that's the sticky issue. The license agreement specifies that, in order to use the tracks on commercially released recordings, you must give written credit to "Sagat Guirey's *Guitarras Atomicas*, The AMG Sample CD." You also have to notify AMG before your recording is released and send a final copy when it's



*Guitarras Atomicas* is an impressive (and useful) audio sample CD of guitar licks by Sagat Guirey.

ready. If you fail to adhere to these demands, it's considered a breach of the license agreement. All of this may seem pretty harsh, but if that's the only way to get great guitar tracks for \$99, I think it's worth it.

### The Bottom Line

Sagat Guirey is a fine guitarist with a good ear for tone and a talent for playing individual licks. Finding what you need—when

circle #606 on reader service card

**LEIGHS computers**  
Midi Mail Order Software

129 W. Eagle Rd.  
Havertown, Pa. 19083  
(USA) 800-321-6434 (CAN)  
(610-658-2323) FAX: 610-896-4414  
Email: leighs@ix.netcom.com  
On Line Secure Shopping via WEB  
WEB Page: <http://www.leighs.com>

We stock: Cakewalk, Cubase, Sound Forge, Midi Scan, DSPFX, Voyetra, Midi Time Piece AV, SEKD, Performer, Encore, Midi Man, Event Elec. - ADB, Samplitude, Fast Edit, Creamware-Finale, Band in a Box, ADB-Audiomedia Jammer, Turtle Beach, Dozens more!!!

**SHOP ONLINE !!!**  
[www.leighs.com](http://www.leighs.com) **C A K E W A L K**

 CD Rom Recorders and software to master are our specialty!

We sell hard disk recording **CARDS**.

Digital Audio **CardD+**  
DIGITAL ONLY CARD (SPDIF) **WAVE LAB** **ADB**  
PERFECT SOUND

**Samplitude**

Call for free Midi Multimedia catalog!

 We ship worldwide !!  
FAX: 610-896-4414



# THE PROFESSIONAL SOURCE FOR PHOTO

FOR ORDERS CALL:

**800-947-5509**  
212-444-6679

OR FAX (24 HOURS):

**800-947-9003**  
212-444-5001

**Store & Mail Order Hours:**  
Sun 10-4:45 • Mon & Tues 9-6  
Wed & Thurs 9-7:15  
Fri 9-1 • Sat Closed

On the Web: <http://www.bhphotovideo.com>

## HARD DISK RECORDING



With Pro Tools Project you get 8 tracks of digital audio & on some Power Mac systems, up to 16 tracks of playback & 64 virtual tracks! The Pro Tools Project system includes an audio card as well as award winning Pro Tools software. You choose either an 838 or an 882 I/O to complete the package. Project also features MIDI recording and playback as well as Quickpurch™ punch-on-the-fly & when you're ready to upgrade, it's ready too.

### REQUIRES-

- Qualified NuBus or PCI Macintosh CPU
- 24MB RAM minimum
- Hard Drive, system software 7.1 or greater
- 14" monitor (17" recommended)

## ProTools Project™ Digital Audio Workstation for Macintosh



JUST IN

MAC

## STUDIO DAT RECORDERS

## SONY PCM-R500



Incorporating Sony's legendary high-reliability 4D.D. Mechanism, the PCM-R500 sets a new standard for professional DAT recorders. The Jog/Shuttle wheel offers outstanding operational ease while extensive interface options and multiple menu modes meet a wide range of application needs.

### FEATURES-

- Set-up menu for preference selection. Use this menu for setting ID#, level sync threshold, date & more.
- Also selects error indicator.
- Includes 8-pin parallel & wireless remote controls
- S/M recording for improved S/N (*Sounds like 20bit*)
- Independent L/R recording level
- Equipped with auto head cleaning for improved sound quality.

## TASCAM DA-20/DA-30mkII



- Multiple sampling rates (48, 44.1, and 32kHz).
- Extended (4-hour) play at 32kHz.
- S/PDIF Digital I/O, RCA Unbalanced In/Out.
- SCMS-free recording. Full function wireless remote.

### DA-30mkII Additional Features-

- Variable speed shuttle wheel.
- Digital I/O featuring both AES/EBU and S/PDIF.
- XLR balanced and RCA unbalanced connections.
- SCMS-free recording with selectable ID.
- Parallel port for control I/O from external equipment.

## Panasonic SV-3800/SV-4100



The SV-3800 & SV-4100 feature highly accurate and reliable transport mechanisms with search speeds of up to 400X normal. Both use 20-bit D/A converters to satisfy even the highest professional expectations. The SV-4100 adds features such as instant start program 3 cue assignment, enhanced system diagnostics, multiple digital interfaces and more.

## Fostex D-15



The new Fostex D-15 is the least expensive timecode DAT on the market. It has a host of new features aimed at audio post production and recording studio environments.

### FEATURES-

- Chase mode functions built in
- Hold the peak reading on the digital bargraphs with a choice of 5 different settings
- Set cue levels and cue times
- Supports all frame rates including 30df
- Newly designed transport is faster and more efficient utilizing a 4-motor design. 120 minute tape shuttles in about 60 seconds.
- Parallel interface
- Front panel trim pots in addition to the level inputs

## ProTools 4.0 Software Digital Audio Software for Macintosh

Pro Tools version 4.0 software provides the next step in the evolution of Digidesign's award-winning digital audio production software for the Mac. Fully Power Mac native, 4.0 features noticeable improvements in every major area. ProControl™ support, imported automation features, reactive fader groupings & group nesting, plug-in MIDI personality files, multiple edit play lists, Sound Designer II™ functionality, Finder-style searching & sorting, and 1 in out of breath.

## WINDOWS



## Session 8™ Digital Audio Workstation for Windows

Session 8 is a professional quality digital audio recording, editing, & mixing system created specifically for personal and project recording studios. Designed to operate with Windows 95 or Windows 3.1, Session 8 offers professional recording features, powerful random access editing, automated digital mixing, & unparalleled integration with most popular MIDI sequencers.

### FEATURES-

- 8-channel direct to disk digital recording
- Random access, non-destructive editing
- Automated, intuitive digital mixing environment
- Built-in volume & pan automation
- Complete SMPTE frame rate support
- Frame accurate sync with built in AVI video playback window
- Digital parametric EQ
- Support for multiple hard drive partitions
- Auto sample rate convert to 44.1 or 48 kHz mono WAV file format
- Choice of audio interface options

## SOUNDSCAPE DIGITAL TECHNOLOGY LTD.

A professional Multitrack Digital Audio Workstation, the SSHDR1 combines the highest quality processing hardware with easy-to-use Windows-based software. The most complete and affordable solution for high quality digital audio on the PC, the SSHDR1 has over 50 powerful editing tools and is expandable from 8 to 128 tracks, with up to 32 inputs and 64 outputs. Ideal for a wide range of applications ranging from project studios, to multi-unit 32, 48 and 64 track systems for major TV and film studios needing audio post-production linked to video.

### SSAC-1 Accelerator Card

The new SSAC-1 is a DSP card that can be added to any existing SSHDR-1 system for faster processing as well as an additional 8 channels of I/O in the form of a TDIF port. This card is needed by anyone who wants to upgrade an existing system to V2.0.

### SS810-1 8 Channel I/O

This rack mount unit connects to the SSAC-1 card via the expansion port to give you 8 XLR ins & outs with superb A/D-D/A conversion. It also features an ADAT Optical interface. The SS810-D comes without the analog converters for connecting an ADAT without additional channels.

## SSHDR-1 Hard Disk Recorder/Editor

Version  
2.0



## CD & CASSETTE DUPLICATION

## marantz CDR615 / CDR620 Compact Disc Recorder



### CDR620 Additional Features-

- SCSI-II Port • XLR AES/EBU Digital In/Out and Digital cascading
- 2x speed recording • Index Recording and playing
- Defeatable copy prohibit and emphasis • 34 key, 2-way wired remote (RC620)
- Available on CDR615 w/optional Wired Remote (RC620)

Both next-generation standalone write-once CD recorders, the CDR615 & 620 offer built-in sample rate conversion, CD/DAT/AD/ACC sub-code conversion, and adjustable dB level sensing. Additional features include adjustable fade in/out, record mute time, & analog level automatic track incrementing. A 9-pin parallel (GPI) port and headphone output with level control are also included.

## Telex ACC2000/ACC4000 Cassette Duplicators

Designed for high performance & high production, Telex duplicators offer easy maintenance and operation. The ACC2000 is a 2-channel mono duplicator while the ACC4000 is stereo. Each produces 3 copies from a cassette master at 16x normal speed & by linking additional copy modules, you can duplicate up to 27 copies of a 60 minute original in under two minutes.



### ACC2000XL/ ACC4000XL

The XL Series feature "Extended Life" cassette heads for increased performance and wear characteristics. They also offer improvements in wow and flutter, frequency response, S/N ratio & bias.

FOR A FREE MONTHLY CATALOG, CALL 360-947-6936, 212-444-6633 OR WRITE

World Radio History



TO INQUIRE ABOUT YOUR ORDER:  
 800 221-5743 • 212 239-7765  
 OR FAX 24 HOURS:  
 800 947-2215 • 212 239-7549

**New Address:**  
**420 Ninth Ave. (Bet. 33rd & 34th St.)**  
**New York, N.Y. 10001**



## MICROPHONES



**JUST IN**

### C414B/ULS

A reputation for flawless performance & uncommon flexibility in the most demanding studio & concert sound applications.

- Dual 1" Gold-sputtered diaphragms.
- Flat on axis response, • 126dB dynamic range.
- Switchable 10dB and 20dB pad. • 20Hz-20kHz.



### E-300

#### Studio Condenser Microphone

A multi-patterned side address mic that combines vintage capsule design with advanced head-amp electronics, the E-300 has an unusually wide frequency response of 10Hz to 20kHz & an exceptional dynamic range of 137 dB. It also features extremely low self noise of 1"dB. Ideal for even the most critical studio applications.

Shown with optional ZM-1 Shockmount

Unique powering of all Equitek Series microphones is accomplished with a pair of rechargeable nicad 4-volt batteries in combination with 48V phantom power. This overcomes inherent current limiting associated with most phantom power supplies & can supply 10x the current.



### audio-technica.

### AT4050/CM5

#### Cardioid Capacitor Microphone

The AT4050 multi-pattern condenser expands upon the AT4033 to set the standard for studio performance mics.

- 2 capacitor elements.
- Cardioid, Omnidirectional, & Figure 8 polar pattern settings.
- Vapor-deposits of pure gold on specially-contoured large diaphragms are aged through 5 steps to ensure optimum characteristics over years of use.
- Transformerless circuitry results in exceptional transient response and clean output even under extremely high SPL conditions.



### AZDEN

#### UHF Performance Series

Breaking new ground, Azden's new UHF receiver and microphone transmitters offer superb performance and features at prices far below anything you've ever seen.



#### 411UDR UHF Receiver

Crystal-controlled, PLL synthesized UHF receiver with 63 user-selectable channels in the 794-836 MHz band. Up to 9 systems may be used simultaneously. Features both 1/4-inch and XLR output jacks, volume adjustment and can be rack mounted.

#### 41HT Handheld Microphone Transmitter

Newly designed handheld with supercardioid uni-directional mic element and 63 user-selectable channels. Uses 2 AA alkaline batteries or Azden ni-cads with the AME-2A Charging Station.

#### 41BT Bodypack Transmitter

63 user-selectable channels, input level control, standby switch, locking mini plug connector and metal clip. Ideal for use with lavalier and headset microphones or as an instrument transmitter.

#### AMC Ni-cad Battery Charging Station

Turns the 41HT into the only rechargeable UHF microphone available. (Uses Azden AN-1A nicad batteries only). Fully charged, the 41HT will run for 4 hours. Charging time is approximately 12 hours.

### SENNHEISER

### ME66/K6P



**Short**

**Shotgun Microphone**

This road ready mic system is perfect for camera mount and other short gun applications. It's professional sound quality and affordable price combined with the flexibility of a modular setup make it a hard choice to beat.

## MIXING BOARDS

# MACKIE.

## SR24x4 • SR32x4

### Sound Reinforcement Consoles

These consoles do for live sound what the acclaimed 8-bus series has done for studio recording. Both professional grade mixing consoles, the SR32-4 and SR24-4 were built to deliver the same kind of useful features found on "bigger boards" while standing up to 24-hr-a-day use.

- Fast, accurate, easy level setting via "solo".
- 4 submix buses.
- 3 band EQ w/ sweepable mids.
- 6 Aux sends.
- Globally switchable AFL/PFL.
- Mackies "VLZ" technology for low noise.
- Tape return to main mix, mono but w/level control.



The new MS-1202, 1402, 1604 & SR Series all include VLZ (Very Low Impedance) circuitry at critical signal path points. Developed for Mackie's acclaimed 8-Bus console series, VLZ effectively reduces thermal noise and minimizes crosstalk by raising current and decreasing resistance.

## TASCAM M-1600

### 16 & 24 Channel 8-bus Consoles

Great for modular Digital Multitrack setups and hard disk recording, the M-1600 is part of Tascam's next generation series of recording consoles. It features multiple options for inputs and outputs and uses the same, easy to install D-sub connectors as Tascam's more expensive consoles, all in a compact design.

- XLR Mic inputs w/phantom power on 8 channels.
- Signal present/overload indicators on each channel.
- Balanced & Unbalanced tape returns & Balanced Group/Direct outputs using D-sub connectors.
- TRS Balanced Line Inputs on all channels.
- 2-band EQ with sweepable mids.
- 5 Aux sends (1 stereo)



- 4 assignable aux return. Perfect for use with DA-88 and ADAT setups.

## MINIDISC MULTITRACKS

# TASCAM

## 564 Digital Portastudio

The Tascam 564 Digital Portastudio combines the flexibility and superior sound quality of digital recording with the simplicity and versatility of a portable multitrack. Using Mini Disc technology, the 564 has many powerful recording and editing features never before found in a portable 4-track machine.

#### FEATURES-

- Self-contained digital recorder/mixer.
- Uses low-cost, removable MiniDiscs.
- 2 AUX sends / 2 Stereo returns.
- 4 XLR mic inputs.
- Channel inserts on inputs 1 & 2.
- 5 takes per track, 20 patterns, 20 indexes per song.
- Random access and instant locate.

- Non-destructive editing features with undo capability include: bounce forward, cut, copy, move.
- Full-range EQ with mid-range sweep.
- S/PDIF digital output for archiving.
- MIDI clock and MTC.

**JUST IN**

# SONY

## MDM-X4 MD Multi-Track Recorder

MD recorders are here! Offering up to 37 minutes of high-quality M4-track digital recording, the MDM-X4 is truly the next generation of personal multi-tracks. With a built-in mixer, exclusive Track Edit system, and a Jog/Shuttle wheel for sophisticated editing with ease, the MDM-X4 will encourage you to flex your creativity.

#### FEATURES-

- Records on high quality, removable MD data discs
- 3.5-gen. ATRAC LSI for wide dynamic range.
- 10 Input / 4Bus mixer.
- 2 AUX sends, 3-band EQ. • 11-point locator.
- Random access: memory for quick playback and record from anywhere on the disk.
- Editing features include Undo, Redo, & Section/Song editing for flying material between different tracks.



## STUDIO MONITORS

# ALESIS

**NEW PRODUCT**

## Point Seven DESIGNED FOR MULTI-MEDIA!

- Shielded reference monitor.
- Front ported venting system for great bass response.
- 50 watts RMS-100 watts peak @ 4Ω.
- 85Hz-27kHz, ±3dB.
- 2kHz crossover for accurate phase and a wide "sweet spot" for mixing.
- Accurate flat sound reproduction.
- Great for studio and multi-media applications.



# TANNOY

## PBM 6.5II

### Studio Reference Monitors

The PBM 6.5 II is the industry standard for studio reference monitors. They provide true dynamic capability and real world accuracy.

- 6.5" lowfrequency driver and 3/4" tweeter
- Fully radused and ported cabinet design reduces resonance and diffraction while providing deep linear extended bass.



# SONY

## SMS-1P Powered Studio Reference Monitors

The new SMS-1P monitors are perfect for post production environments. They feature 2 types of inputs with independent volume adjustment, 15 watts of power, bass/treble control and shielding for use near computer monitors.



# JBL

## 4206 & 4208 Studio Reference Monitors

The 4206 & 4208 studio reference monitors are 6" and 8" respectively. Both offer exceptional sonic performance, setting the standard for today's multi-purpose studio environments.

- Multi-Radial baffle ABS baffle virtually eliminates baffle distortion.
- Superb imaging & reduced phase distortion.
- Pure titanium diaphragm high frequency transducer provides smooth, extended response.
- Magnetically shielded for use near video monitors.





# THE PROFESSIONAL'S SOURCE FOR PHOTO,

FOR ORDERS CALL: **800-947-5509**  
 212-444-6679

OR FAX (24 HOURS): **800-947-9003**  
 212-444-5001

**MOST ORDERS SHIPPED WITHIN 24 HOURS**  
**OVERNIGHT SERVICE AVAILABLE**  
 On the Web: <http://www.bhphotovideo.com>

## PRO CASSETTE DECKS

### TASCAM 202 MKIII / 302



These decks provide high-fidelity sound reproduction and a wide frequency response, as well as a host of editing & play back features.

- Dual Auto Reverse, Normal and high-speed dubbing.
- "Dolby HX Pro" extends high frequency performance and minimizes distortion.
- Auto sensing for Normal, Metal & CrO2 tape.
- Intro Check, Computerized Program Search, Blank Scan and One Program quickly find the beginning of tracks.

**302 Advanced Features-**  
 The 302 is 2 independent decks, each with their own set of RCA connectors, transport control keys, auto-reverse, and noise reducing functions. Cascade and Control I/O let you link up to 10 additional machines for multiple dubbing or long rec & playback.

### 112MKII/112RMKII



A classic "no frills" production workhorse, the 112mkII is a 2-head, cost effective deck for musicians and production studios. It features a parallel port for external control and an optional balanced connector kit for integration into any production studio. The 112RMKII features a 3-head transport with separate high performance record and playback heads as well as precision FG servo direct drive capstan motors.

## SIGNAL PROCESSING

### BEHRINGER MDX 2100 Composer



- Integrated Auto/Manual Compressor, Expander & Peak Limiter.
- Interactive Gain Control (IGC) combines a clipper and peak limiter for distortion-free limitation or signal peaks.
- Servo-balanced inputs & outputs are switchable between +4dB & -10dB! **NEW LOW PRICE!**

### APHEX 107 Tubessence

#### 2 Channel Mic Preamp



The 107 delivers outstanding sonic performance, as well as a great degree of presence, detail, & image.

- Up to 64dB of gain available
- 20dB pad with red LED indicator, 2 LED input meter
- Full 48V phantom power with red LED indicator
- Low cut filter at 80Hz, 12dB/octave
- Polarity inversion switch with LED indicator
- Switchable +4dB/-10dB output, 1/4" Balanced.

### 109 Tubessence Parametric EQ



The Apex 109 is an extremely versatile, high performance parametric vacuum tube EQ with professional flexibility and sound quality.

**Great for "warming up" digital signals.**

## EFFECTS PROCESSING



### Lexicon

### PCM-80 & PCM-90 Digital Signal Processors



A great combination for any studio owner with an ear for the best. The PCM-80 delivers high quality multi-effects based on the legendary PCM 70, maintaining Lexicon's high standards for sonic clarity and extraordinary processing power. The PCM 90 is a digital reverb with its roots stemming from the studio standard 480L and 300L effects systems. Reverbs from telephone booths to the grand canyon, the PCM 90 is, incredibly realistic. Together, they make an excellent addition to any rack mount arsenal.

### Lexicon MPX-1 Multi-Effects Processor



Lexicon's latest addition to their Digital effects family, the MPX-1 features top-quality effects in an easy to use, 1 rack space unit. With 56 Pitch, Chorus, EQ, Modulation, Delay, and world-class reverb effects accessible from the front panel, as well as TRS and XLR balanced I/O and complete MIDI implementation, the MPX-1 creates a new standard for cost and quality in a multi-effects device.

### t.c.electronic

### Wizard M2000 Studio Effects Processor



The M2000 features a "Dual engine" architecture that permits multiple effects and 6 different routing modes making it a great choice for high-end studio effects processing.

- FEATURES-**
- 250 factory programs including reverb, pitch delay, chorus, flange, phase, EQ, de-essing, compression, limiting, expansion, gating and stereo enhancement
  - 20-bit A/D conversion, AES/EBU and S/PDIF digital I/O
  - "Wizard" help menus, 16-bit dithering tools.
  - Tap and MIDI tempo modes.
  - Single page parameter editing, 1 rack space.

### SONY

### DPS-V77 2 Ch. Master Effects Processor



Sony's latest effects processor, the DPS-V77 yields excellent sonic quality combined with realtime control, a digital I/O and many more features that will put a smile on the face of any discerning studio engineer.

- FEATURES-**
- 98 preset & 198 user-definable programs.
  - Control up to 6 parameters in realtime via MIDI information and an optional foot pedal
  - Use the AES/EBU & SPDIF digital I/O to link multiple V-77s together & when working with digital mixers
  - 10-key pad input
  - Shuttle-ring equipped rotary encoder allows for quick patch changing
  - A noise gate circuit is provided ahead of the input for multi-payers and other instrumentalists who want top quality effects without sacrificing tone

### ALESIS

### QuadraVerb 2 2 Ch. Master Effects Processor



Alesis' most powerful signal processor, the Q2 offers amazing audio fidelity in a versatile multi-effects unit. Great for professional & project studio owners, its large backlit display making parameter editing intuitive and quick.

- FEATURES-**
- 100 preset & 200 user-editable programs
  - Octal Processing allows use of up to 8 effects simultaneously in any order.
  - Choose between over 50 different effects types for each block, including reverb, delay, chorus, flange, rotary speaker, pitch shift, graphic and parametric EQ, overdriver and more.
  - 5 seconds sampling, triggered pan, and surround sound encoding are built in
  - Selectable -10 dB and +4dB level, servo balanced TRS inputs and outputs
  - ADAT Digital Interface allows you to work entirely in the digital between the Q2 and an ADAT XT.

## PRO HEADPHONES



### K240M

The first headphone of choice in the recording industry. A highly accurate dynamic transducer and an acoustically tuned venting structure produce a naturally open sound.

- Integrated semi-open air design.
- Circumaural pads for long sessions
- Steel cable, self-adjusting headband.
- 15Hz-20kHz, 600Ω



### SONY MDR 7506

The Sony 7506's have been proven in the most trying studio situations. Their rugged closed-ear design makes them great for keyboard players and home studio owners.



- Folding construction
- Frequency Response 10Hz to 20k Hz
- 1/4" & 1/8" Gold connectors
- Soft carrying case
- Plug directly into keyboards

### beyerdynamic DT 770 Pro

These comfortable closed headphones are designed for professionals who require full bass response to compliment accurate high and mid-range reproduction.



- Wide frequency response
- Durable lightweight construction
- Equalized to meet diffused field requirements
- Padded headband ensures long term comfort

### SENNHEISER

### HD 265/HD580

The HD-265 is a closed dynamic stereo HiFi/professional headphone offering high level background noise attenuation for domestic listening and professional monitoring applications. The HD 580 is a top class open dynamic stereo HiFi/professional headphone that can be connected directly to DAT, DCC, CD and other pro players. The advanced design of the diaphragm avoids resonant frequencies making it an ideal choice for the professional recording engineer.



CORPORATE ACCOUNTS WELCOME

World Radio History



TO INQUIRE ABOUT YOUR ORDER:  
 800 221-5743 • 212 239-7765  
 OR FAX 24 HOURS:  
 800 947-2215 • 212 239-7549

**New Address:**  
 420 Ninth Ave. (Bet. 33rd & 34th St.)  
 New York, N.Y. 10001



**PORTABLE DAT RECORDERS**

**TASCAM DA-P1**



- Rotary 2 head design, 2 direct drive motors.
- XLR mic/line inputs (w/phantom power)
- Analog and S/PDIF (RCA & digital I/O)
- 32/44 1/48kHz sample rates & SCMS-free recording.
- Built in MIC limiter and 2ndB pad.
- TRS jack w/ level control for monitoring.
- Includes shoulder belt, AC adapter, & battery.



**PDR1000/PDR1000TC**



- 4 head Direct Drive transport
  - XLR mic & line analog ins. 2 RCA line outs. Digital I/O includes S/PDIF (RCA) and AES/EBU (XLR).
  - L/R channel mic input attenuation selector (0dB/-30dB)
  - 48V phantom power, limiter & internal speaker.
  - Illuminated LCD display shows clock and counter, peak level metering, margin display, battery status, ID number, tape source status and machine status.
  - Nickel Metal Hydride battery powers the PDR1000 for 2 hours. AC Adapter/charger included.
- PDR1000TC Additional Features—**
- All standard SMPTE/EBU time codes are supported, including 24, 25, 29.97, 29.97DF, & 30 tps.
  - External sync to video, field sync and word sync.

- **MS1000 Master Sync module** ensures drift will be no more than 1 frame in 10 hrs.
- **HM1000 Headphone Matrix** provides a rotary switch for selection of Stereo, Mono Left, Mono Sum, & M/S (mid-side) Stereo modes.

**SONY TCD-D8**

This is the least expensive portable DAT machine available. It features 48kHz, 16-bit sampling, automatic and manual recording level, a long play mode for 4 hours of recording on a 120 minute tape, & an anti-shock mechanism. It includes a carrying case, DT-10CLA cleaning cassette and an AC-E60HG AC adaptor.



**KEYBOARDS & SOUND MODULES**

**Roland A-90EX Master Keyboard Controller**



The A-90EX is an 88-note, weighted master controller with one of the best keyboard actions currently on the market. It offers incredibly realistic piano sounds, powerful controller capabilities and 'virtual' programmable buttons which can be configured to operate your software and other devices. The A-90EX combines the majestic sound of a concert grand, the expressive action of a fine acoustic keyboard and the comprehensive MIDI functions of a master controller—all in a portable stage unit.

**Roland JV-2080 64-Voice Synthesizer Module**



Roland resets the standard with the incredibly expandable JV-2080 64-Voice Synthesizer Module. This amazingly powerful package offers unprecedented expandability, digital signal processing, and remarkable operational ease, all housed in a 2-unit rack-mount design.

- FEATURES**
- 64-Voice polyphony / 16-part multitimbral capability.
  - 8 slots for SR-JV80 series expansion boards.
  - 3 independent effects sets plus independent reverb/delay and chorus.
  - 6 outputs, Main Stereo and 4 assignable.
  - **NEW** patch finder and Phrase Preview functions for easy access to the huge selection of patches.
  - Large backlit graphic display.
  - Compatible with the JV-1080, XP-50, and XP-80.

**Roland JP-8000 Analog Modeling Synthesizer**



Analog is back—FOR REAL! This synth delivers a killer array of real-time control, Roland's revolutionary new analog modeling technology, and FAT, FAT SOUNDS! The assignable ribbon controller, 4 octave keyboard, built in arpeggiator w/ external sync capability, and RPS function will make this little gem a must have for DJs and re-mixers as well as that funk musician looking for some new inspiration.

- FEATURES—**
- 8 note polyphonic, 49-key velocity sensitive keyboard.
  - Newly developed DSP oscillator.
  - "Action Control" recalls parameter changes in real time.
  - Single, Dual & Split mode, assignable "on-the-fly".
  - 128 user/128 preset patches. 64 user/64 preset performances.
  - Tone control, 12 chorus, & 5 delay effects. *Play or soul.*

**PORTABLE HARD DISK RECORDING**

**Roland VS-880 V2**

This new version of the popular VS880 incorporates powerful additional software functions that allow you to get the most out of this baby's incredible creative potential.

- FEATURES—**
- Auto Mixing Function records and plays back your mix in real time.
  - Easy recording with an inserted effect in "INPUT-TRACK" mode.
  - Process the master output with a specific inserted effect such as total compression.
  - Scene change by MIDI program change message.
  - Simultaneous playback of 6 tracks in MASTER MODE recording.
  - Digital output with copy protection.
  - 10 additional effect algorithms (30 total) including Voice Transformer, Mic Simulator, 19-band Vocoder, Hum Cancellor, Lo-Fi Sound Processor, Space Chorus, Reverb 2, 4-band Parametric EQ, 10-band Graphic EQ, and Vocal Cancellor.
  - 100 additional preset effects patches.
  - Use MIDI program & control change messages to edit and change effects.
  - In total, over 20 powerful and convenient features in editing/sync sections have been added. Some require the optional effects expansion board.



**Fostex DMT-8 VL**

The latest in the Fostex HD recording family, the DMT-8 VL truly brings the familiarity of the personal multi-track to the digital domain.

- FEATURES—**
- 18 bit A/D, 20 bit D/A conversion.
  - Built in 8 channel mixer, Ch 1&2 feature mic & line level.
  - 2 band EQ and 2 AUX sends per channel.
  - Cut/Copy/Move/Paste within single or multiple tracks.
  - Built-in MIDI Sync, 6 memory locations.
  - Dual function Jog/Shuttle wheel provides digital "scrub" from tape or buffer without pitch change. 1/2X to 16X.
  - Divide the drive into 5 separate "virtual reels", each with it's own timing information.
  - **NO COMPRESSION!**



**MIDI**

**OPCODE**

**Studio 5 LX Macintosh MIDI Interface**



The Studio 5 LX is arguably the most advanced MIDI interface on the market today. It incorporates a MIDI patchbay, MIDI processor, and SMPTE synchronizer with its interface functions, all in a 2 rack space unit.

- 15 independent MIDI ins and outs.
- SMPTE reads and writes all formats—24, 25/29.97/29.97DF and 30.
- Network multiple units, 240 MIDI channels each.
- 128 patches, unlimited virtual instrument controls.
- 2 assignable footswitch inputs, 1 controller input.
- 8X speed when used with OMS.
- Internal power supply.

**Studio 3 & 4 MIDI interfaces, and Vision 3.5 sequencing software also available.**



**Mark of the Unicorn MIDI Time Piece AV 8x8 Mac/PC MIDI Interface**



The MTP AV takes the world renowned MTP II and adds synchronization that you really need like video genlock, ADAT sync, and word clock sync, even Digidesign's superclock!


- Same unit works on both Mac & PC platforms.
- 8x8 MIDI merge matrix, 128 MIDI channels.
- Fully programmable from the front panel.
- 128 scene, battery-backed memory.
- Fast 1x mode for high-speed MIDI data transfer.

**Pocket Express Mac/PC MIDI Interface**



With the pocket express you get a 2 in, 4 out, 32-channel interface that supports both Mac and PC. It also features a computer bypass button that allows you to use it **EVEN WHEN THE COMPUTER IS TURNED OFF.**

**Digital Performer Macintosh MIDI Sequencer w/ Integrated Digital Audio**



Digital Performer contains all of the sequencing capabilities of Performer V5 and adds Digital Audio to the picture. Apply effects such as Groove Quantize, shift, velocity scaling and more—**ALL IN REALTIME.**

- MIDI Machine Control, Quicktime Video playback.
- Sample rate conversion.
- Spectral effects, pitch correction.
- Real-time editing and effects processing.
- Complete Notation.

you need it—is always the biggest challenge in working with samples, and *Guitarras Atomicas* delivers a selection that encompasses a number of different playing styles. If you're looking for rock guitar licks, it's unlikely you'll be disappointed with what you find here.

**Overall EM Rating (1 through 5): 4**  
CIRCLE #446 ON READER SERVICE CARD

## EAST-WEST COMMUNICATIONS

### Hypnotica

By Jeff Obee

**E**ast-West has been producing audio-CD and CD-ROM samples for over a decade. Their latest effort, *Hypnotica* (\$99.95), offers experimental electronic musicians, rave artists, composers, and other sound designers a wide array of trance and ambient sounds to sample and tweak.

#### Sounds

I really liked the wide variety of sounds on *Hypnotica*. Almost every track was distinct

from the next and had something about it that piqued my ear. There are 180 samples on this CD, ranging from short bursts of electronica—such as theremin effects, explosions, rises and falls, and “circuitry” snippets—to loops of a minute or more.

The sounds fall into the “trance/ambient” category, but there are no prolonged pads and very few single textures. Most of the samples are aurally saturated with lots of active elements composed of different synth patches that were processed and collated digitally. Even the longer samples aren't static sounds but sculptures that mutate and shift as they play.

#### Favorites

After auditioning the whole disk and finding quality audio throughout, I sampled a few favorites, including “Enlightenment,” a long texture built from a processed guitar. When sampled in stereo, the patch produces a really full, lush sound that especially shines when played down an octave.

I also liked “Ishtar,” a whining vocal/processed-guitar sounding effect, and the 40-second “Sequential FX” loop. “H3000” offers a surreal processed-vocal blurb, as does “Deranged Voices.” “Fashion Fish”



A wide variety of electronica hits and shifting ambient sounds make up East-West's *Hypnotica*.

produces a gurgling analog loop of a type often used in music these days.

#### Design

Perry Geyer and Greg Hawkes (former keyboardist from the Cars) did a great job designing these sounds. A number of synths were employed, including the Clavia Nord Lead, Roland JP-8000 and Super Jupiter, Sequential Circuits Prophet VS and Pro One, and the Memorymoog. An Eventide H-3000 was used to process the synths and create unusual detunings and atmospherics.

The guitars were run through a Lexicon Vortex effects unit and an old Scholz Rockman. In addition, a couple of vintage vocoders were used to create vocal effects.

#### Documentation

Unfortunately, the documentation on *Hypnotica* is scanty. Although there is a long list of indexed tracks, there are no lengths given for each sound! I also would have liked to see individual tempi listed. It can be very difficult to map tempi accurately in a sequence, and it would have been nice to reference a close estimation so I could time-stretch samples to fit an exact tempo.

Finally, no information is given on how these sounds were programmed nor on what instruments or computer software was used to create them. Call me picky, but I want to know this stuff!

#### Conclusion

If you do any type of sound design, *Hypnotica* offers a terrific collection of samples for use as animation and atmosphere in your compositions. I recommend that you check it out—you get a lot of cool sounds for your buck. ☺

**Overall EM Rating (1 through 5): 3.5**  
CIRCLE #447 ON READER SERVICE CARD

*Subscribe to  
Electronic Musician!*

CALL

**1-800-843-4086**

# CLASSIFIEDS

**ELECTRONIC MUSICIAN CLASSIFIED ADS** are the easiest and most economical means to reach a buyer for your product or service. The classified pages of **EM** supply our readers with a valuable shopping marketplace. We suggest you buy wisely; mail-order consumers have rights, and sellers must comply with the Federal Trade Commission as well as various state laws. **EM** shall not be liable for the contents of advertisements. For complete information on prices and deadlines, call (800) 544-5530.

## ACOUSTIC PRODUCTS



**WhisperRoom** INC.  
SOUND ISOLATION ENCLOSURES

Vocal Booths  
Practice Rooms  
Broadcast Booths  
etc...

PH: 423-585-5827  
FAX: 423-585-5831

E-MAIL: [whisper@lcs.net](mailto:whisper@lcs.net)  
WEB SITE:  
[www.whisperroom.com](http://www.whisperroom.com)

116 S. Sugar Hollow Road  
Morristown, Tennessee 37813

## Cloaking Device

acoustic conditioning systems  
- Quick - Easy - Affordable -  
modular systems start at 130.00  
Explore Your Space  
770-427-8288  
[fspace@mindspring.com](mailto:fspace@mindspring.com)  
[www.mindspring.com/~fspace](http://www.mindspring.com/~fspace)  
Folded Space Technologies

**SILENT** FAX  
ON  
HELP  
(413) 584-7064

58 Northlark St., Northampton, MA 01060  
**(800) 583-7174**  
[silent@crocker.com](mailto:silent@crocker.com) • <http://www.crocker.com/~silent/>

Acousticon Fabric Panels • Sound Barrier  
Isolation Hangers • A.S.C. Tube Traps  
Silence Walkcovering • WhisperWedge  
Melaflax • S.D.G. Systems • Hush-Foam  
R.P.G. Diffusers • Sonex • Sound Quilt

## ACOUSTIC FOAM

Diffusers ★ Bass Traps ★ Sound Barrier & More!

Admit it: your room isn't perfect. Nobody's is...even world-class rooms need a little touch up here and there. That's where we come in. For 2 decades Auralex Acoustics has been helping the best in the business on both coasts & all points in between sound their best. So, if you've got better sound on your mind—and who doesn't—trust Auralex. We offer great no-hassle advice & design assistance plus tons of proven solutions to help you control your sound in any situation. Building a new room? Download our booklet **Acoustics 101** free on our website!



**USERS:** James Taylor, Clint Black, Christopher Cross, Doane Perry (Jethro Tull), Dennis DeYoung, James Young/Todd Sucherman (Styx), George Terry (Eric Clapton), Mike Wanicic (John Mellencamp), Ross Vannelli, Skid Row, Mark Lindsay (Paul Revere & The Raiders), Nona Hendryx, John Baxter (Re-Flex), Walt Disney Co., Harpo Studios, LucasArts, JBL, Shure, Opryland, Pelonis Acoustics, Sear Sound, AT&T, NASA, Sony, CBS Sports, NBC Sports, ABC TV & Radio, ESPN, MSNBC, Discovery Channel On-Line, Berklee College of Music, Music Bakery, Steven J. Klein, Former Sr. Eng. @ Criteria Studios (Bee Gees, E. Clapton, Kenny G, Average White Band, etc.) & Studio Designer for Don Was, Babyface, Larrabee, etc., Ensoniq, Cobra Golf, Wayman Tisdale, WhisperRoom, the Lincoln Center, Hitachi, Toshiba, 20th Century Fox, Universal Studios, NPR, Warner Bros., Polygram, Fruit of the Loom Country Comfort Tour, Manley Audio Labs, Lucent Technologies, Time Warner Cable, 3BTV, Electroplex Amps, Azden, Macromedia, Adaptec, Martin Logan, Crawford Post, ShowCo, Mormon Church TV, Pioneer, Qualcomm, Carvin, MTX, Silver Dollar City (Branson), the voices of McDonald's, Miller Brewing & Sports on Fox and more...

Obviously these people can afford any acoustic products on the planet... they choose ours. Why? Because no other company can match our unbeatable combination of free design assistance, great products & overall value. Call Auralex today or ask for our stuff by name at major retail & mail-order dealers nationwide.

**Auralex Acoustics Inc. ★ 11571 E. 126th Street ★ Fishers IN 46038**  
Internet: [www.auralex.com](http://www.auralex.com) ★ E-Mail: [auralex@auralex.com](mailto:auralex@auralex.com)  
Info (317) 842-2600 ★ (800) 95-WEDGE ★ Fax (317) 842-2760

## COMPUTER SYSTEMS



**BONUS 5 CDR FREE** Shimad, Ricoh 2x6 ReWriteable bundle... **\$499**

**BONUS 5 CDR FREE** Shimad, Panasonic 4x8 CD-R bundle **\$475**

**BONUS 5 CDR FREE** Shimad, Yamaha 4x2x6 ReWriteable bundle... **\$495**

**BONUS 5 CDR FREE** Jaz + 4x2x6 CD-RW exter. bundle... **\$989**

**BONUS 5 CDR FREE** AFFEX CD Color Printer, 1,440 dpi... **Call**

**CD-R BLANKS** as low as **99¢** also available TDK & Verbatim

**LabelMaker with 100 FREE labels \$49**

**MediaFORM CD2CD Duplicator... \$2,599**

Call for other MediaFORM products

CD-RW Media... **\$21**

Jaz cart. as low as... **\$79**

SyJet cart... **\$85**

Zip cart... **\$12**

**Shimad**  
1-888-4-SHIMAD  
toll free 888-474-4623 PH. 650-493-1234  
<http://www.shimad.com> FAX: 650-493-1333

## EMPLOYMENT OFFERED



## Recording Engineer Broadcasting

Multimedia/Digital/Video/Film  
Radio/TV/Sports/News/DJ/Talk Show

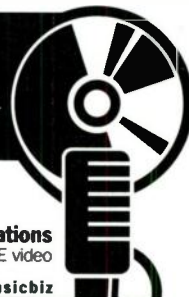
No experience required!

## On-the-job-training

in local major Recording Studios & Radio/TV Stations

Part-time, nights, weekends - Call recorded info line for FREE video

**1-800/295-4433** <http://www.sna.com/musicbiz>



## WANTED:

### AUDIO TECHNICAL ENGINEER

High-profile Los Angeles Film/Audio post studio has immediate openings for day and night engineers. Experience in analog and digital audio troubleshooting, repair, and setup required. Applicants should have a solid base in both music and post-production audio formats and practices. Feature-film and workstation experience a plus. Please fax resume to (213) 874-1420.

## EQUIPMENT FOR SALE



### Analog Modular Systems, Inc.

We buy, sell, and trade all analog synths—especially **Moog, ARP, Buchla, Serge, Roland, Mellotron**, etc. Best price paid!!! Tel. USA: (213) 850-5216; fax USA: (213) 850-1059. Visit our virtual store, <http://www.analogsynths.com>

### SINGERS, ENTERTAINERS, DJS

Be Discovered: Make \$1,500 weekly singing, performing at shows locally. Free Report: Pro-Singers Soundtraxs, Attn: Max, Box 1106, Bridgeview, IL 60455.

### The MIDIGUY knows Shop the Web

Great advice before & after the sale because you're buying from The Electronic Music Box. L.A.'s **MIDI Digital Audio Experts**. Save at <http://www.midiguy.com>  
Not on the Web? (818) 789-4286.

# CLASSIFIEDS

## EQUIPMENT FOR SALE



### Don't Get Beat

When you need equipment call

### 8TH STREET MUSIC

(800) 878-8882

Philadelphia's Largest Musical Instrument Dealer!!!

8th Street Music, 1023 Arch St. Philadelphia, PA 19107

### SPECIALIZED FURNISHINGS

FOR YOUR MACKIE 8-BUS



IN STOCK, READY TO SHIP

Call for a FREE catalog 800-427-5698

OUTSIDE U.S. 573-346-8549, FAX 573-346-2769

ACI - 5687 Precision Ct. - Osage Beach, MO 65065

www.argosyconsole.com info@argosyconsole.com



### How BIG is Yours?

HARD DRIVES

Digital Audio Specialists!

CD RECORDERS

MEMORY CHIPS

SOUND CARDS

MIDI SOFTWARE

**BIG DISC**  
(954) 749-0555

<http://www.bigdisc.com>

NEW, USED, DEMO EQUIPMENT  
BEST SELECTION OF  
DIGITAL/ANALOG  
RECORDERS, CONSOLES,  
DAWS, OUTBOARD GEAR


Otari C1 4032, Yamaha 02R, API 1200 rack system, Dynaudio Monitors, Alesis ADAT, TASCAM DA-88, Sony PCM-800, Otari Radar 24TK, Pro Tools III, All Digidesign Plug-Ins, Mackie 8-Bus, Apogee AD1000, Lexicon PCM 80/90, TC Electronic M5000, CD Recorders, API, GML, ADL, Summit, Focusrite, Demeter, Lucas, TL Audio, Neumann, AKG, Microtech, Rode, B&K, Genelec, Dynaudio.

Studio and System Design, Financing, Factory Service/Installation, Experienced and Knowledgeable Sales Staff. EAR PROFESSIONAL AUDIO (602) 267-0600

<http://www.ear.net>

### we've got your n'hummer.™

it's simple. it's inexpensive. it removes hum from audio lines without transformers, noise gates or comb filters. guaranteed. numb the hum today! \$249.95 for a 2-channel unit.



more info: [www.stro-lion-technologies.com](http://www.stro-lion-technologies.com) 800.567.0881

**MIDI-KIT CATALOG:** 30 kits, including Programmable Controllers, Relay Driver, Custom Instrument, CV-MIDI, Programmable Transmitter, Data Monitor, MIDI-project book, and newsletter for Artistic Technologists. PAVO, Inc. (800) 546-5461; [www.pavo.com](http://www.pavo.com)

### RACKCRAFT

The Desktop Studio Rack

6-sp. for MDM, elx-2-sp. for pwr. amp-12-sp. for rack mixer-padded handrest \$299.95 + S&H

For more info Call

913-262-3949 email: [Rackcraft@aol.com](mailto:Rackcraft@aol.com)  
#R19 W. 73rd • Overland Park, KS 66204



"It's the perfect Mackie/Adat rack!"

## Sound thinking

Digital Audio: It's What We Do!

digidesign ALESIS

...and more

541-386-2682

[www.soundthinking.com](http://www.soundthinking.com)

32-ch, 24-bus, 64-input Soundtrac Quartz in-line console w/TT patchbay, full automation. 4 years studio use only. Primo, \$12k or best offer. JLC Cooper SMPTE sync box, \$100. Lexicon LXP-1, best offer. (703) 335-1104 or (703) 791-4552 ask for Lane.

### HARD TO FIND MEMORY

For S-1000, S-1100, S-2800, S-3000 MPC-3000, CD-3000, MPC-60, S-950 EIIIXP & XS, Jamman

Great Prices for SIMMs: 4, 16, 64 MB

AKAI Digital DPS12, DR8, DR16

Glyph Hard Drive-int-Desktop, Rkmount

AKAI Pro S-2000, MPC-2000, S-3000XL

Tel (541) 347-4450

(800) 979-9066

Fax (541) 347-4163

Mt. Int'l, 501 4th St. SE,

Bandon-by-the-Sea, OR 97411 USA



### CL6/1800 Midi Lighting Dimmer

- 6 Independent Channels of Dimming
- Responds to Midi Notes and Controllers
- Only \$449.00 US List Price!

Ask about our other Midi products of control Valves, Relays, Servo's, Lighting, Analog Keyboards & more!!

**MEDIA**  
Show Control & Multi Media Systems  
2461 West 205th St. B100 Torrance, CA 90501  
Phone: (310) 320-0696 Fax: (310) 320-0699  
Visa, MC, Discover & AmEx. "Dealer Inquires Welcome"

### Classic Music Furniture

Alden Lee  
Dept. EJ.M803 1215 Chrysler Dr, Menlo Park, CA 94025

FREE CATALOG

For FREE catalog call 1-800-324-5200



Are your artistic abilities being inhibited by studio charges?

We have the answer. It's the XYTAR ADMS, the complete 16 & 32 track recording and production studios in a box. What can you do with the ADMS? You can record your basic tracks, overdub, mixdown, EQ, Reverb, burn a master audio CD and much more! No plugins or external add-ons needed. All this and exquisite audio performance too!

#### Features:

16 & 32 Track Models	Parametric Graphic E.Q.
Tapeless Record & Playback	Echo, Delay, Vari-pitch
20 bit A-to-D Converters	Vari-speed, reverb, reverbation,
20 bit D-to-A Converters	Phasing, Flanging,
24 bit DSP	F.F.T. Noise Removal
SPDIF Digital I/O	Full Mixing Automation
Audio CD Burner	Tone Generation
97 dB Dynamic Range	Rack Mount Case



More ...

9 ADMS Models available starting at \$3499.00  
Interested? Want more info?

Contact us At:	Voice: 650-697-7493
XYTAR Digital Systems	FAX: 650-697-4905
Box 282248 San Francisco, California 94128	E-Mail: <a href="mailto:xytar@johanna.com">xytar@johanna.com</a>
	<a href="mailto:xytaradms@aol.com">xytaradms@aol.com</a>

### OMNIRAX STUDIO FURNITURE



Custom Design and Modifications Available

800.332.3393

FAX 415.332.2607

Outside U.S. 415.332.3382

[WWW.OMNIRAX.COM](http://WWW.OMNIRAX.COM)

Available for All Mackie 8-Bus mixers, & Eurodesk

**Bayview Pro Audio**  
Turnwater, WA USA  
Toll Free (888) 718-0300  
Int'l 360-753-3862

#### Software

Sound Forge 4.0d	CALL
Sound Forge CD Architect	\$249
Sonic Foundry ACID	\$299
Steinberg WaveLab 1.6	\$299
Samplitude Studio 4.0 Upgrade	\$299
Waves Native Power Pack	\$350
Steinberg Cubase VST PC	\$299

#### Sound Cards & Microphones

digidesign AM3 Bundle	under \$850
Zefiro Acoustics ZA2	\$419
SEK'D PRODIF 24	\$279
Sonorous Studio w/Cables	\$799
AdB Multi/WAV 24	\$399
SEK'D Analog ARC88 10x10 I/O	\$699
Event Gina	\$399
RODE NT1	\$299

Web Site <http://www.olywa.net/duper>  
We Accept Major Credit Cards



# CLASSIFIEDS

## Sound Deals, Inc.

Specialists in **Samplers, Synths, Pro Audio, Analog & Digital Recording, Effects, Drum Machines, Computer Software/Hardware & more!**

(800) 822-6434/(205) 823-4888

Sound Deals, Inc.  
230 Old Towne Rd.  
Birmingham, AL 35216

## EQUIPMENT WANTED

### USED ADATS WANTED.

Easy exchange toward a newer or different format. Everything available. Save **THOUSANDS** when you deal with our 68-year-old company.

**UPGRADE TODAY.** Call, fax, or e-mail for details. Worldwide delivery.

**CARUSO MUSIC**, New London, CT.  
sales@caruso.net  
(860) 442-9600; fax (860) 442-0463  
(800) 264-6614  
<http://www.caruso.net>

**We want your used keyboard, recording, and audio equipment.**

We'll airmail you \$\$\$ or take your stuff in trade toward over 350 brands of new and used products.

**Come in or do it all through the mail.** 68 years in business. **Worldwide delivery.** Visit our new 22,500 sq. ft. location. Call, fax, or e-mail us today. [carusomusi@aol.com](mailto:carusomusi@aol.com)

**OR** [sales@caruso.net](mailto:sales@caruso.net). Visit us at [www.caruso.net](http://www.caruso.net). Start saving money today. Call **Caruso Music**, 94 State St., New London, CT 06320 USA.  
(800) 264-6614 or (860) 442-9600  
fax: (860) 442-0463.

## INTERNET SERVICES

## A La Carte Web Design

a division of **ROCKA RECORDS**



**Professional Web Site Design for Musicians and/or Groups**

Concerned about your budget... check out our **\$95 Basic Plan**. For more elaborate design, we suggest our **Custom or Professional Plans**.  
<http://www.rocka.com/alacarte.htm>

**Music on the Web**  
<http://musicontheweb.com>



**Web hosting on a T3 network**  
Rocka Records Studios can handle any audio/video encoding project!

**Call 1-800-96-ROCKA**  
[www.rocka.com](http://www.rocka.com)

TM e-mail: [rocka@rocka.com](mailto:rocka@rocka.com) fax: 425-640-6262

## Modular Analog Lives!



**Evos Research**  
Voice (603) 878-0702 FAX (603) 878-3997

**HMB CD-R 800...Best Pricing!**  
ADAT 45 @ \$6.99; DAT 65 @ \$6.22  
TASCAM DA-88/113 @ \$10.79  
Tayo Yuden CD-R 74 @ \$1.99  
Neutrik Con./Fe'an TT Bays  
Sales/Info call Green Dot Audio  
(615) 366-5964 (M-F/9-5 CST)

**Every major brand of everything.** Millions of dollars of musical gear in stock. **ALTO MUSIC.** Guitars, recording, keyboards, amplifiers, drums, pro sound, new & used. One of the largest selections in the country. We ship everywhere!  
(914) 692-6922 • 680 Rt. 211 East Middletown, NY 10940  
Ask for Uncle Freddy—He loves ya!

## INSTRUCTION

**BE A RECORDING ENGINEER**

**★ TRAIN AT HOME**

Easy Home-Study practical training in Multi-track Recording. Join our successful working graduates or build your own studio. Career Guidance, Diploma, Licensed.

**FREE INFORMATION:**  
Audio Institute of America  
2250-A Union St. Suite F, San Francisco, CA 94123

**GET YOUR MUSIC ON THE INTERNET**  
Feature your full-length songs on RealAudio!!!  
The best way to maintain an updated online band presence!  
Feature your performance calendar, photos, booking information, online ordering for your CD and more!  
**MAMMOTH ARTISTS, INC.**  
[www.mammothartists.com](http://www.mammothartists.com)  
(800) 939-3946

**Internet Radio for Eclectic Music Lovers.** Surf to [www.gogaga.com](http://www.gogaga.com) today!  
RealAudio 3.0 Stereo 24-7-365.  
Your submissions welcome!  
Get more info@[gogaga.com](mailto:gogaga.com)

## MAINTENANCE SERVICES

**SINGERS! REMOVE VOCALS**  
**Unlimited Backgrounds™**  
From Standard Tapes, Records, & CDs with the Thompson Vocal Eliminator™  
Visit our Internet Site at <http://www.itsound.com>  
LT Sound, Dept. EMV1  
7988 LT Parkway  
Lithonia, GA 30058  
24 Hour Demo/Info Line (770) 482-2485 - Ext 16  
Best Vocal Eliminator™, Key Changer, Voice Enhancer!

**LEARN THE ART OF RECORDING**

Learn the practical skills needed to start a career as an engineer, producer or studio musician. •300 hours •Six studios/latest equipment •Small classes •Job placement assistance •Financial aid •On-campus housing  
Call 800-848-9900 or 614-663-2544  
**The Recording Workshop**  
455-L Massieville Rd, Chillicothe, Oh 45601

**Classified Advertisers are listed for FREE on the EM Web site!**

Check it out by accessing our searchable Production Assistant database  
[www.emusician.com](http://www.emusician.com)

**DAT Machine Service**  
Digital Audio Tape

Fast, expert repairs on all DAT recorder brands & models including ADAT and DA-88  
Warranty Service on Most Brands  
**Over 2000 Machines Serviced!**  
UPS Pickup Service Available  
Compare Our Rates!

**Pro Digital Inc.**  
DAT Recorder Service Specialists  
(610) 353-2400

**PRO TOOLS® 4 INTERACTIVE TRAINING CD-ROM**

**COOL SCHOOL INTERACTUS VOL.1&2**

800-729-6919  
e-mail: [coolbreezesys@ee.net](mailto:coolbreezesys@ee.net)  
<http://www.coolbreezesys.com>  
This is a product of Cool Breeze System, and is not affiliated with Intergraph.

**WORLD'S SMALLEST EQUIP. DLR. GET ON THE MAILING LIST NOW!** R-8, \$375; Quadra-Verb, \$275; D-50, \$600; S-900, \$650; M1R, \$700, TSR-8, \$1,500. Mics, Mixers & Processors aplenty.  
Call for today's availabilities.  
TELESIS (714) 998-3001.

# CLASSIFIEDS

## MAINTENANCE SERVICES

### DATs FIXED FAST!

Expert solutions for all DAT recorder problems

- All makes and models
- Experienced, factory-trained techs
- Fast turnaround
- Repairs, overhauls, parts

"The DAT doctor is in!"

**NXT**  
GENERATION

973-579-4849 FAX 973-579-7571

## BEFORE YOU MAKE CDs...



... YOU NEED THE MOST COMPLETE AUDIO MANUFACTURING CATALOG IN THE WORLD.

CALL TODAY  
1-800-468-9353

FREE CATALOG!

www.discmakers.com

**DISC MAKERS**

\*\*A great deal!\*\*

Real-time cassettes—Nakamichi decks, chrome tapes—the best! Album length \$1.50/100. On-cass. printing/inserts avail. Grenadier, 10 Parkwood Ave., Rochester, NY 14620. (716) 442-6209 evs.

## RECORDING SERVICES AND REPAIRS

## DIGITAL FORCE®

MASTERING  
REPLICATION  
PERSONAL  
EXPERT  
SERVICE

212-252-9300  
www.digitalforce.com

TOTAL CD, ECD, CD-ROM  
& CASSETTE PRODUCTION

149 Madison Avenue NY NY 10016

The Power of Excellence SM

GRAPHIC  
DESIGN  
PRINTING  
COMPLETE  
PACKAGING  
POSTERS

## YOU WOULDN'T LET JUST ANYONE MAKE YOUR CDs... WOULD YOU?!

Discover the **MMS** advantage. Major label quality at independent prices in record time.



**MUSIC  
MANUFACTURING  
SERVICES**

It's not just our name. It's what we do!  
Manufacturing for the independent music industry since 1986.

1-800-MMS-4CDS  
1-(800)-667-4237

Call us for a free brochure and custom quotation.

CDs • Cassettes • Vinyl • Graphic Design • Mastering • All related packaging

Best Price... Best Service... Period.

## CD REPLICATION

- CDs in Retail-Ready Packages
- CDs in Bulk (minimum order only 100 CDs!)
- Vinyl Records, 7 & 12" - colors available!
- Cassette Duplication

Work directly with our factory and save! Call for Free Catalog or Quote:

(800)  
455-8555

<http://www.europadisk.com>

Major Credit Cards Accepted

**EUROPADISK, LTD.**

## MANUFACTURERS OF CDs and CASSETTES

CD REPLICATION  
CASSETTE DUPLICATION -  
DIGITAL MASTERING -  
GRAPHIC DESIGN -  
PRINTING - PACKAGES -  
ONE OFF CDS

Ask about our  
**FREE WEB PAGE**  
offer

[HTTP://WWW.PB.NET/~CCMUSIC](http://www.pb.net/~ccmusic)

800-289-9155  
OUTSIDE U.S. 516-244-0800

**C & C**  
MUSIC

Incredible Prices

New  
White  
Printables

## Taiyo Yuden Sale

TY CD-R's available now - including  
White Armor Protection  
White Printables (Fargo-Cannon-Epson)  
Gold CD-R's in Spindles/Jewel boxes  
at incredible low prices.

Call Now APDC Corporation  
Phone: 1-800-522- APDC (2732)  
(201) 568-6181-[apdc@worldnet.att.net](mailto:apdc@worldnet.att.net)

# CLASSIFIEDS

**300 CDs**  
**COMPLETE PACKAGE**  
 DESIGN, FILM AND  
 FULL COLOR PRINTING  
**\$1295**  
 800-900-7995  
 802-453-3334  
**PROTOSOUND**  
*Celebrating Our 20th Anniversary!*

**CHARLES CITY SOUND**  
 CD and Cassette replication  
 Graphics and Mastering  
 1,000 CDs from \$1,000  
 One-Offs from \$10  
 Call Toll Free  
 (888) 239-1683

**"OUR 30TH YEAR OF FAST GUARANTEED SERVICE"**  
**FREE CATALOG**  
 2012 4TH AVENUE BROOKLYN, NY 11211  
**ANDOL**  
 AUDIO PRODUCTS INC.  
 CUSTOM LENGTHS FROM  
 1-126 MINUTES

LENGTH	C-10	C-20	C-30	C-40	C-50	C-60	C-70	C-80	C-90
TYPE									
BASF CHROME PLUS	.27	.32	.37	.41	.46	.51	.57	.63	.68
TDK SA	.25	.30	.35	.39	.44	.49	.53	.58	.63
MAXELL 231	.27	.32	.38	.44	.47	.52	.67	.70	.76
BASF CHROME SUPER	.30	.38	.47	.56	.65	.69	.80	.87	.89

100 PIECE MINIMUM  
**TELEX**  
**TDK**  
**BASF**  
**AMPEX**  
**maxell**

IN HOUSE DIRECT ON CASSETTE PRINTING  
 • CUSTOM PRINTED LABELS & J-CARDS •  
 IN NYC 718-435-7322 • **800-221-6578** • 24 HOUR FAX 718-853-2589  
 FREE LABELS WITH EVERY CASSETTE ORDER  
 ROUND EDGE OR STANDARD NORELCO BOXES \$0.12 EACH  
[www.andolaudio.com](http://www.andolaudio.com)  
[andolaudio@aol.com](mailto:andolaudio@aol.com)

**IT'S YOUR BABY AND WE DELIVER.**

Complete  
 CD Mastering & Replication  
**500 CDs \$850**  
**300 CDs \$750**  
(CDs ONLY: BLISS MASTER, 3 COLOR DISC, JEWEL BOX, PACKAGING)  
 MASTERING - GRAPHIC DESIGN  
 CD-ROM DEVELOPMENT  
 CD-PLUS - VIDEO/EDITING  
**800-DIGIDOC**  
[www.digidocpro.com](http://www.digidocpro.com)

**GROOVE HOUSE RECORDS**  
**1000 CD'S**  
 only \$1180  
 Includes 3 color CD face, jewel box &  
 shrink wrap. Major label quality. Fast!  
 1-888-GROOVE-8

**10 CDs \$120**  
 Single copy CDs \$25  
 From DAT, DCC, CD, or cassette  
 Up to 74 minutes  
 D.C. CDs  
 703-354-1895

**THE MONKEYHOUSE**  
 CDs AND CASSETTES AT  
**ROCK BOTTOM PRICES.**  
 YOU KNOW IT.  
**888-MONKEY-5**

**AUDIOGRAPHIC MASTERWORKS**  
 Fast, Full Service  
 CD Packages  
 Digital Mastering  
 Custom Graphic Design  
 Sonic Solutions No Noise™  
 Audio Restoration  
**901-821-9099**  
[masterworks@earthlink.net](mailto:masterworks@earthlink.net)  
*So many projects in a matter of days*

**EARTH DISC**

CD PRICES THAT ARE  
**DOWN TO EARTH**  
 CD's (\$1070/500 or \$1635/1000)  
 & Cassettes (\$555/500 or \$745/1000)  
**1-800-876-5950**  
 VISA and AmEX accepted

**Complete CD packages!**

	CD's	Cassettes
300	\$975	\$396
500	\$1075	\$506
1,000	\$1637	\$752

**1-800-928-3310**  
 World Audio Video Enterprises

Retail ready including  
 full color inserts,  
 Bar codes, CD Rom,  
 CDR, Mastering,  
 Design and Film  
 services available.

**RECORDS, TAPES & CDS**

**ESP**  
 We Anticipate Your Every Need  
**CD REPLICATION**  
 Cassette Duplication  
 Graphic Design & Printing  
 Digital Editing & Mastering  
**1-800-527-9225**  
 (716) 691-7631 • Fax (716) 691-7732

**10 CDs • \$100**  
**20 CDs • \$180**  
 10 CDs • \$50 - when you have 10 songs or up to  
 40 min. of Audio Digitally Mastered  
**Random Access Media**  
 1-800-684-8071

**KLARITY**  
 MULTIMEDIA, INC.

Cassette packages  
 as low as \$156.00!  
**300 Full Color Cassettes**  
 Complete **Only \$684.00!**  
**500 Full Color CDs**  
 Complete **Only \$1,445.00!**

Cassettes, CDs, VHS & Vinyl  
 in quantities from 100 to 100,000

Customers appear  
**FREE** on our  
 web site!  
[www.klarity.com](http://www.klarity.com)

**Free Catalog & Samples - 1.800.458.6405**

**WE'LL BEAT ANY PRICE ON CD'S**

- CD
- CASSETTES
- HIGHEST QUALITY
- QUICK TURNAROUND
- PERSONALIZED SERVICE
- TOTAL COMPLETE PACKAGES

LOWEST PRICES CALL US LAS!  
 (813) 446-8273  
**Total Tape Services**  
 639 Cleveland St / Clearwater, FL 34615

## RECORDS, TAPES & CDS

GET A LOAD OF THIS DEAL!!  
10-50 COPIES from your CDR as low as \$7.99 ea. includes jewel box

**CD LABS, INC.**  
(818) 505-9581  
(800) 423-5227  
www.cdmlabs.com

## CD & CASSETTE MANUFACTURING

FEATURING THE SOUTHWEST'S FIRST & ONLY DIGITAL BIN CASSETTE SYSTEM & LARGEST REAL TIME CASSETTE FACILITY!  
PRINTING • GRAPHIC DESIGN • BLANK CASSETTES • MASTERING & EDITING • ONE-OFF CD-RS  
PACKAGES AVAILABLE! CALL FOR FREE CATALOG!

**CRYSTAL CLEAR SOUND/TAPEMASTERS**  
**1.800.880.0073**

## CD, Cass & CDR Mastering & Replication

**DDAI**  
DIGITAL DYNAMICS AUDIO INC.

Full Service Digital House  
• Digital Audio Post Production  
• CEDAR Sonic Restoration  
**1-800-444-DDAI**  
http://www.4ddai.com

**MEDIAWORKS INTERNATIONAL INC.**  
Nashville, TN

**1,000 CDs from \$1300**  
Call (615) 327-9114

CD, Cassette, Video, & Vinyl Disc Manufacturing.  
Graphic Design, Printing, and Packaging.  
Best Quality • Fast Turnaround Time

**\$7 CD-Rs**  
One day turnaround  
\$15 single CD-Rs

**THE MONKEYHOUSE**  
888-MONKEY-5

CD-ROM  
CD-Audio  
CD-I  
Mixed Mode  
CD-ROM  
Audio & Video  
Cassettes

Graphic Design  
Printing  
Interactive  
Media  
Slides  
Floppy Disk

**Bulk CD's as low as 60¢**

Toll Free 1-888-CD SONIC (237-6642)  
Tel: (617) 424-0670  
Fax: (617) 424-0657

**CD Sonic**

**Advance Recording Products**  
Wholesale distributors of:  
Digital, Analog and Computer Media  
**QUANTEGY • BASF • SONY • TDK • MAXELL**

- Everything in stock
- Audio video tape/DAT/CDR
- Assorted reels and boxes
- Splicing/leader tape
- Prepackaged cassettes
- We load bulk cassettes in custom lengths

Call or write for FREE catalog  
**(800) 854-1061**  
Tel (619) 277-2540 • Fax (619) 277-7610  
E-mail: advance@tapeweb.com  
8859 Balboa Ave., Ste. E, San Diego, CA 92123  
Visa and MasterCard accepted

**CDs**  
As low as 67¢ each

- \* CD-R Replication
- \* CD-R One-Offs
- \* Mastering
- \* Packaging & Printing

**PRINCETON DISKETTE**  
800-426-0247  
www.princetondiskette.com

**DRT Mastering**  
You will have the big, high-impact major-label sound that sells discs... or the work is free! Custom signal chains, first class results. Outstanding short/long run replication. Free broch. 800-884-2576 www.drtmastering.com

**Your Music On CD**  
For As Low As \$8\*

Quantity	1+	10+	20+
1-4 Songs	\$10	\$9	\$8
5 Songs	\$15	\$14	\$13

Includes: (Black & white cover Color: \$5.00 each Digital Mastering: \$25 per hr.)  
www.wholemusic.com  
**(770) 931-0375**

**XTRAX**

DIGITAL MASTERING  
INTENSE GRAPHICS  
ONE OFF CD'S  
CD REPLICATION  
CASSETTE DUPLICATION  
VIDEO DUPLICATION

**1000 CD'S AS LOW AS \$999**

Free Full Color Catalog • Toll Free 1.888.88XTRAX  
OUTSIDE THE USA (713) 237-8636

**WINTER SPECIAL**  
300 Full Length CD's  
**\$599<sup>00</sup>**

500 Quantity \$750.00  
1000 Quantity \$1150.00

Includes: 3 Colors on Disc, Glass Master Jewel Box, Assembly & Overwrap!  
Design, Film & Printing Services Available

**1-800-579-7010**  
www.bmmi.com  
**BASE Multi-Media Inc.**

**SPINNER WORLD WIDE**

Also Available  
• CD-Rom  
• Cassettes  
• Digital Mastering  
• Posters

500 CD's Complete Full Color package \$999<sup>00</sup>  
500 CD's we do it all! package \$1299<sup>00</sup>

Call for our WHOLESALE MANUFACTURING GUIDE  
**1.800.582.3472**  
www.spinnerworldwide.com

# CLASSIFIEDS

**25 CDs**  
IN ONE DAY  
for only  
**\$349!**



FREE Jewel Case  
FREE Direct-On-Disc Printing  
FREE Black & White Printed Insert  
Fully Red Book Compatible

Real Time Cassettes  
Digital Mastering

**(800) 249-1110**  
(302) 999-1110

National Multimedia Services

**Good Vibrations - RJR Digital**  
**MASTERING**  
1-800-828-6537

OUR CD PRICES INCLUDE ABSOLUTELY EVERYTHING  
1000 CDs - \$2175 (or less!) retail ready.  
3 day promo CDs in quantities of 1 to 100.  
Call for details, free samples, special quotes.  
<http://www.diabloweb.com/goodvibrations>

**KYRIC-disc**  
1,000 Bulk CDS  
**\$850**  
Ready in 7 Working Days  
**1-800-221-0503**  
1131 E Locust St. Ontario CA 91761

**HEALEYdisc**  
Manufacturing

Premier Quality CD/CD-ROM,  
VHS and Cassette manufacturing

CD PACKAGE INCLUDES:  
Color 4 page / 2 panel insert, 2 color on CD printing  
pre-master, glass master, jewel box and shrink wrap.  
BARCODE INCLUDED.

**\$1099<sup>500 CD's</sup>**  
**\$1599<sup>1000 CD's</sup>**

**CALL NOW 1-800-835-1362**  
for your free catalogue \* [www.healeydisc.com](http://www.healeydisc.com)

\*Professional mastering at affordable rates.\*  
\*Special studio and in-store label rates.\*

Who's making your music!

**Rock Solid**  
MASTERING  
Sonic Solutions  
Manley • Focusrite • Apogee

**\$199.** Try us for \$30.  
(one song)  
(30 minute program)

Toll Free 888-373-4455 Free brochure

**CD PACKAGES** Best Quality LOW \$

**SIENNA DIGITAL** 1,000 CDs \$999  
1997 500 CDs \$749  
Grammy Winner 25 CDs \$199  
Graphics Packages Available 10 CDs \$99

**(888) 674-3662** Includes Jewel Box & Label

**1000 Raw CD's for \$800**  
includes 3 color disc label

CD Replication  
DVD  
Digital Mastering  
Professional Design  
One-off  
CD/CD-Rom hybrids  
No + 10% (Exact Price)

**PROPHET**  
Disc Manufacturing  
call for a free catalogue

**1-888-DISC-MFG**  
347-2634  
[www.prophetmedia.com](http://www.prophetmedia.com)

**THE WAREHOUSE** Since 1975  
Studio Sales & Services

Cassette, CD, CDR duplication  
R2AR - DATS - ADATS - Hi8 - VHS - CDs  
Blank Cassettes, any length  
Warehouse prices  
800-433-TAPE Fax: 904-398-9683  
Visa - MasterCard - Discover  
internet: [warehouse@jax.ianet.com](mailto:warehouse@jax.ianet.com)  
2071-20th Emerson St., Jacksonville, FL 32207 904-399-0424

**Castle Technology, Inc.**  
Cassette Duplication  
C-10 \$74 C-20 \$84 C-30 \$94  
Printing—Packaging—Labeling  
Single CDs Starting at \$6.95  
(800) 636-4432 or Fax (615) 396-8955  
<http://members.aol.com/Casttech/castle>

**500 CD's & 500 Tapes only**

FREE INFORMATION!  
**1-800-933-9722**

1997

**1-800-TAPE WORLD or 1-800-245-6000**  
We're leading price \$99 SHIPPING & HIRE CA!

SONY	WALK	TDK	FUJI
AT-100	100	100	100
AT-100	100	100	100
AT-100	100	100	100
AT-100	100	100	100
AT-100	100	100	100
AT-100	100	100	100
AT-100	100	100	100
AT-100	100	100	100
AT-100	100	100	100

TAPE WORLD 1220 SPRING ST. (101) 69 104 14003 FAX (1000) 322-4271  
COVER 800 DIFFERENT SAME DAY SHIPPING M-F 8-5

MASTERING \* MANUFACTURING \* PRINTING

**DIGI-ROM**

CD-AUDIO \* CD-ROM  
REAL TIME & HIGH SPEED AUDIO CASSETTES  
COMPLETE PACKAGES \* CD-ROM STRIKE-OFFS \* GRAPHIC DESIGN STUDIO  
CD-ROM PRODUCTION & ARCHIVING \* 1 TO 200 DISCS DUPLICATED OVERNIGHT

**(800) 815-3444**  
(212) 730-2111  
[www.digirom.com](http://www.digirom.com)

130 West 42nd Street \* New York, NY 10036

**Hummingbird**  
RECORDINGS  
CD & Tape  
Manufacturing  
Design & Printing

COMPLETE CD OR PACKAGE  
Includes design!

**THE MONKEYHOUSE**  
SMALL RUN DUPLICATION  
AT LARGE RUN PRICES  
**888-MONKEY-5**

**Fleetwood MultiMedia**  
1000 CDs from \$799  
500 Chrome Tapes \$715  
Includes Everything  
7-10 Day Turnaround  
800-353-1830 (617) 289-6800

CD's as low as 54c



**(805) 781-6860**

**BDM**  
b digital manufacturing

complete packages available  
call and we'll send you info

- CD Replication
- CD-ROM, CD-R's
- Cassette Duplication
- Mastering
- Editing
- Graphics
- Printing, Posters, J-Cards

\*1000 color cassettes as low as 85¢ each  
\*Bulk 2 color CD's as low as 90¢ each  
\*\*1000 color CD package \$1,250  
1000 18x24 color posters complete @ \$1.65 each

\*cus. supplied in-m \*\*cust. supplied inserts from our specs \* shipping not included

**Call Toll Free 1-888-363-9290**

**Rhythm City**  
CD & TAPE DUPLICATION

**1000 CD'S \$980**  
1-800-320-4783  
LOCAL 1-314-776-4307  
ST. LOUIS, MO 63110

## RECORDS, TAPES & CDS

500 CDS w/ 2PG COLOR BOOKLET OR 1000 CDS w/ JEWEL CASE, INSERT YOUR BOOKLET AND SHRINKWRAP

**999**

**800-401-8273**

BALLISTIC COMMUNICATION

300 CD's \$549  
DUPLICATION

FREE COLOR CATALOG

1-800-365-8273

12 Years Serving The World

**EASTCO PRO**  
Audio/Video Corporation

**CASSETTES**  
Direct from Digital!

500 CD's \$649  
DUPLICATION

## SOFTWARE, SEQUENCES & SOUNDS

### DANGEROUS SOUNDS!

The best patches and samples for **Ensoniq keyboards**, from the ASR and TS back to the Mirage. Free Catalog! Syntaur Productions, (800) 334-1288, (409) 234-2700. Internet: <http://www.fatsnake.com/syntaur>

**DRUMZZS**—The best drum sample CD ever created. Over 1,000 samples used by top producers and engineers. To order yours please send \$79.95 plus \$3 shipping and handling to **DRUMZZS**, PO BOX 654, Eastpoint, MI 48021. Allow 7 to 10 days for delivery. For more information call (810) 771-3720.

**K2000 Dance/R&B drum samples.** Fresh New Sounds! 5 pre-mapped drum kits. Want a sample? Just e-mail [djstudio@hotmail.com](mailto:djstudio@hotmail.com) for your free minikit. For orders, specify CD-ROM or diskette. CD-ROM orders get a free bonus kit. Intro price \$24.95 (incl. shp). Send to: **SAMPLE HOUSE**, Box 466, Adelaide PO; 31 Adelaide St. East, Toronto, Canada M5C 2J5. (416) 410-7011

**STANDARD MIDIFILES**

WHEN QUALITY COUNTS  
**ONLY TRAN TRACKS WILL DO**

World's leader in quality & service  
In business over 11 years  
Over 4000 popular songs  
Including Italian and Opera libraries  
Rhythm, Groove and Style Disks  
General MIDI compatible  
Email service

**FREE demo & catalog**  
**1-800-473-0797**  
**www.trantracks.com**

**TRAN TRACKS**  
MIDI SEQUENCES

350 5th Ave. #3304  
NYC NY 10118  
voice 973-383-6691  
fax 973-383-0797

**ENSONIQ OWNERS:** Convert Sequences to/from **Standard MIDI Files** on IBM/PCs. Each package TS-10/12, ASR-10, EPS/EPS-16, VFX-SD/SD-1, SQ-80, SQ-1/2, KS-32, or KT-76 costs \$54.95. Convert SD-1 to TS-10 w/our SD1TS10 Conversion for \$54.95. **Call for Alesis, Kawai, Korg, PianoDisc, Yamaha, Roland.** Visa/MC/Amex. **Giebler Enterprises**, 26 Crestview Drive, Phoenixville, PA 19460. (610) 933-0332; fax (610) 933-0395.

**COMPUTER MUSIC PRODUCTS** for IBM/PC musicians. Great prices & selection of popular MIDI software/hardware. Call for **FREE** catalog. (941) 746-6809. Beginners welcome!

### MUSIC TOOLS BLOWOUT!

Huge Discounts on LATEST software, sound cards, sequences, samples, books, videos. **FREE** keyboard with Cakewalk Audio! Finale/97 Academic - \$199.95! Visa/MC/Novus/Amex. (800) 787-6434 now! **FREE** 9,000-product Web catalog at <http://www.midi-classics.com>! Dept. E, **MIDI Classics**, Box 311, Weatogue, CT 06089.

**PATCHMAN MUSIC** now offers over 272 pro-quality soundbanks! Visit our Web site for complete details. Free catalog available. (216) 221-8282.  
E-mail [matteblack@aol.com](mailto:matteblack@aol.com)  
Web site <http://members.aol.com/Patchman1/>

**The\*Wizard Software**

intuitive interactive pattern-based MIDI software for composing and editing: songs, styles, rhythms, drum-tracks, etc.

- ✓ Can be used as a super drum-machine
- ✓ Use with any sequencing software as a Drum/Rhythm/Style Composer
- ✓ Capture ideas & create hooks & riffs

- For all PC systems running Windows
- Works with all PC MIDI interfaces, all PC sound-cards, all synthesizers, etc.
- Supports General MIDI, GS & XG
- Import & export Standard MIDI Files
- Includes hundreds of sample style patterns

**The\*Drumz Wizard PLUS \$59.95**  
drum-track composing & editing

**The\*Muzical Wizard \$89.95**  
in addition to composing & editing drum-tracks, 16 player-tracks are available per pattern, where each player-track can be set to any MIDI channel and any instrument voice

**MediaTech Innovations**  
4995 Minas Drive  
San Jose, CA 95138-2851  
phone & fax: 408-267-5464  
order-line (orders only): 1-800-MTI-MIDI  
[info@midibrainz.com](mailto:info@midibrainz.com)  
<http://www.midibrainz.com>

### THE BEST MIDI SEQUENCES MONEY CAN BUY

Classic Rock, R&B, Blues, and Jazz standards programmed by **Pete Solley**  
**LET US SEND YOU OUR FREE DEMO DISK AND SEE WHY WE SIMPLY ARE THE BEST.**

Call (954) 570-9787  
or fax (954) 570-9788 for song list.  
**CHECK OUT OUR NEW STYLE DISKS**  
All credit cards accepted.  
Visit our Web site at  
[www.petersolleyproductions.com](http://www.petersolleyproductions.com)  
**Peter Solley Productions**

Hip-Hop, Rap, Dance Samples for Akai MPC 60, II, MPC 3000 & 2000 samples on 3.5 disk. Just \$7 each. Ensoniq EPS, EPS-16, ASR-10, \$5 each. Call toll free for Free Catalog. (888) 430-7576, ext. #3175. Sound Masters

## TRANSCRIBER

### SLOW-DOWN-MUSIC-SOFTWARE

Play Licks from CD using computer. Many Slow Speeds. Clear. No Pitch Change! State-of-the-Art Options! Select Key. Tunes Tracks. Names Note. **MAC OR WINDOWS \$5.**  
★ Price: ~~\$19.95~~ postage paid ★  
**RIDGE RUNNER DEPT. EM-500**  
84 York Creek Drive ★ Driftwood, Texas 78619  
800-FRET PRO or 512-847 8805 (CREDIT CARDS)

## SOUNDS!

**SYNTH SOUNDS SAMPLE DISKS**  
**CDs • CD-ROMs!**  
**TOP RATED! • THE BEST PRICES!**

**FREE CATALOG!**

Check out our web site!

Pro-Rec  
DRUM SOUNDS  
SYNTH

Orders & Voice: 1222 675-5606  
Demos & Fax: 1222 622-6148  
Web: <http://users.aol.com/prorec>  
Email: [USE\\_PROREC@aol.com](mailto:USE_PROREC@aol.com)

All Classified Advertisers  
are listed for **FREE**  
in the EM searchable database  
"Production Assistant"  
[www.emusician.com](http://www.emusician.com)

# CLASSIFIEDS

**BAND-IN-A-BOX IMPROVEMENT PRODUCTS\*\*\***You can put a Better-Band-In-Your-Box. Power-User Styles, Fake Disks & More! Gen-MIDI SEQUENCE & CD-ROMs too! **FREE** info! Norton Music & Fun, Box 13149, Ft. Pierce, FL 34979. Voicemail/fax (561)467-2420; <http://members.aol.com/NortonMIDI/>

**Give Your Act A Good Kick In The Gas...!**  
*Imagine what it would be like jamming with some of the best known musicians in the world. With Midi Hits, you just step in and play along.*  
**Over 5,000 Premium Backing Tracks**  
**Pop, Country, Oldies, Top 40, Big Bands, Jazz, Standards, Gospel, Show Tunes, Latin, R&B, etc.**  
**Free Catalog**

**Midi Hits** Now In our 7th Year  
 3 Shratton Ave.  
 San Carlos, CA 94070  
**1-(800) 593-1228**  
 Fax (650) 637-9776  
 See us on the Web [www.midi-hits.com](http://www.midi-hits.com)  
 e-mail: [midihits@pacbell.net](mailto:midihits@pacbell.net)

**SONG WRITERS**  
**SONG WRITERS & LYRICISTS WANTED!**  
**"SONG CONNECTION"**  
 The best way to your next hit.  
 (800) 789-SONG  
 (818) 348-0494

**MIDITRON**—The easy way to preview sequences from the leading vendors, artists, and composers. New releases, original compositions & special promotions. **MIDITRON** 24-hour line: (614) 888-0802. Info: Data Assist, Inc., 651 Lakeview Plaza, Suite G, Columbus, OH 43085. Phone: (614) 388-8088.

**SOUND EFFECTS**  
**CONCEPT:FX SFX CD-ROM**  
 195 Sound Effects. Mac and PC AIFF/WAV Files. Experimental & Abstract sounds. Royalty Free. \$49.95 + \$4 shipping (U.S.)  
**F7 Sound and Vision**  
 17732 Nathan's Drive  
 Tampa, FL 33647. (813) 991-4117  
<http://www.f7sound.com>

**TRYCHO TUNES**  
**PERFORMANCE SEQUENCES™**

**MIDI MUSIC WITH THE HUMAN TOUCH!**  
 The most widely used midi sequences in the world. First in customer satisfaction for over twelve years. Over 5,000 song titles available for any musical application. All programmed in sunny California by Stephen Keen, the most respected musician in the business.  
 From Pop to Rock. From Country to Standards to custom programming, we've got it all!  
 Trycho sequences are available for most popular computer and hardware based sequencer systems. We even have stereo audio cassette and DAT versions for non-sequencer users. Now in our 13th year, we continue to offer great selection, great prices, and full time tech support. Just a phone call away six days a week!  
 Whatever your musical needs, you can count on **TRYCHO TUNES** for the absolute best in midi sequences.  
**TRYCHO TUNES** are available at many fine music & computer stores. Or order direct at:  
**1-800-543-8988**  
 2166 W. Broadway St. • Suite 330  
 Anaheim, CA 92804  
 Technical Hotline (909) 696-5188 • Fax (909) 696-3571  
<http://www.trycho.com> • email [trycho@mindspring.com](mailto:trycho@mindspring.com)

**COUNTRY SEQUENCES**  
 We do country best CUZ country's all we do! **C.J. MIDI PRODUCTIONS**,  
 24 Hinkleyville Rd., Spencerport, NY 14559.  
**Ph/Fax (716) 352-5493**  
 e-mail [cjmidi@frontiernet.net](mailto:cjmidi@frontiernet.net)

**EM CLASSIFIEDS WORK FOR YOU**

**Text rate:** \$9.50 per line (approximately 25-32 character spaces per line); seven-line minimum. Add \$0.50 per bold word. Each space and punctuation mark counts as a character. \$66.50 MINIMUM CHARGE for each ad placed.

**Enhancements:** \$10 black border, \$15 for a gray-screened background, \$25 for a reverse \$25 for Post Office box service. Charges are based on a per-insertion basis.

**Display rate:** \$117 per inch (1" minimum/half-page maximum). Logos or display advertising must be camera-ready, sized to EM column widths and specs. Frequency discount rates available; call for information.

**Special Saver rate:** \$35 for up to four lines, including first word in bold. Only available to individuals not engaged in commercial enterprises. No additional copy allowable for this rate.

**Closing:** First of the month, two months preceding the cover date (for example, the April issue closing is February 1). Ads received after closing will be held for the next month unless otherwise stated. Cancellations will not be accepted after the closing date. Copy changes and cancellations must be submitted in writing.

**Other requirements:** Full street address (PO boxes aren't sufficient) and phone number must accompany all requests, whether included in ad or not. All words to be bold should be underlined. Copy must be typed or printed legibly in standard upper/lower case. Publishers are not responsible for errors due to poor copy. Arrangement of characters may be altered in typesetting process due to space. The publishers are not liable for the contents of advertisements.

**The small print:** Only ads dealing with music, computers, or electronics will be accepted. (Not stated or implied discounts) allowed on new-equipment sales. Publishers reserve the right to refuse or discontinue any ad deemed inappropriate.

**Art instructions:** Logos or display advertising must be sized to EM column widths and specs. For best printing results please provide exact size film (emulsion side down) preferably with a velox proof, or camera-ready linotronic paper output, or a stat. We accept laser prints or photo copies but do not assume responsibility for their reproduction quality. Line screen should be between 90 & 133 LPI.

**Send coupon & payment to:** **Electronic Musician Classifieds:** Attn: Robin Boyce-Trubitt, 6401 Hollis St., #12, Emeryville, CA 94608, tel (800) 544-5530 or (510) 653-3307; fax (510) 653-8171; e-mail [emclass@intertec.com](mailto:emclass@intertec.com)  
**Payment must be included with copy: check, Visa, MasterCard, or American Express accepted. Sorry, no billing or credit available.**

**Learn to Play Your Favorite Songs!**  
 CD Looper is the perfect music software for Windows that allows you to easily learn how to play any song directly from your computer's CD player. Because CD Looper can slow down any audio CD 2, 3 or 4 times without changing pitch, you can now learn your favorite songs note for note. No matter what instrument you play, CD Looper is the perfect tool for transcribing and learning your favorite music.

- Loops can be set anywhere within a track with 1/100th of a second resolution.
- Loops can be any length.
- Slowed loops can be sped up in 10 percent increments.
- Many other features.

**CD Looper Pro includes These NEW Plug-Ins!**  
**NoteGrabber:** Extends CD Looper's capabilities beyond CDs. Record and slow down music from any input source or existing wav files. Graphically loop any section of a wav file, down to a single note.  
**OverDubber:** Record yourself playing over any loop in CD Looper. If your sound card supports full-duplex recording (most do), you can even record yourself playing over wav files with NoteGrabber. Record yourself playing over backing tracks. The perfect tool to help you analyze your playing.  
**PitchChanger:** Change any loop's pitch up or down an octave, to half-step increments.

CD Looper Pro is \$94.99\* or you can upgrade CD Looper for only \$39.99\*.  
 To order your copy of CD Looper call toll-free 888-3REPLAY or in NY 516-385-1398.  
<http://www.replayinc.com> \*p.us shipping and handling



# FINAL MIX

## All Studios, Great and Small

**B**ugs Bunny has always been amongst the most erudite of social observers. He even has the good taste to cop Louis Jordan's musical query when he posits, "Is you is or is you ain't my baby?" The universality of Bugs' inquiry is clearly illustrated in today's hectic dialectic between Little Wabbits in their Personal Studios and Big Wabbits in their Professional Facilities.

Take, for instance, Marvin Musician. If he has a day job, he can set up a bedroom studio capable of turning out recordings more sonically pristine than anything on a Jimi Hendrix album. Marv can even make audio CDs on his computer. But does access to these types of tools make him a recording engineer? A mastering engineer?

Ask Marv and you'll get back a resounding, "Yowza! Why pay megabucks to some snooty techno-nerd with his tweakhead, nose-in-the-air boxes and fancy decor to do nearly the same job I can do in my wired little home?"

Ask the accomplished, trained Mr. Wizard engineer with awards and major credits spilling onto the floor,

and you'll hear, "Not! That Marv calls himself a mastering engineer, yet he can't even hear EQ or level differences of less than a few dB, and he sends out undocumented, error-ridden, horrid-sounding submasters for CD pressing. Lots of clients come in here begging me to fix Marv's botch job on their album."

"Nyahhh, dey never shoulda taken dat left toin at Albukoikee," Bugs sneers.

Where is the truth? Surprisingly, both are right. How can this contradiction be? In addition to "What's up, Doc?" we also need to know the who and the how of the situation.

"What" is the easiest part to examine. Today's personal-studio tools can sound great and even see frequent use in the Hallowed Halls of Professiana. Still, really good, top-shelf equipment costs a bloody fortune because more art, science, and materials go into it, with the result that the gear shines in critical applications.

For example, I'll take a good ol' Shure SM57 for electric guitar, even over models whose price tag brings my heart rate in line with my quantity-

challenged bank balance, but that '57 won't get within mortar range of Itzhak Perlman's violin. His axe demands a Neumann, Josephson, B&K, or similarly breathtaking precision instrument.

"Who" and "how" are integral to each other and plainly are the bigger factors. I've crossed paths with Mr. Wizards who have mastered professionally for decades; not only can they hear incredibly fine gradations of sound, not only do they have really great rooms and gear, but they have a knowledge and experience of the entire mastering and replication process that drives subcode errors into 12-step programs. They're worth every penny of their intimidating rates. Marv has to understand and acknowledge this difference between him and Mr. Wizard.

Then there's Wally Whizkid, who studies and listens in ways Marv doesn't. Wally's wee bedroom studio conscientiously turns out clean, well-balanced, sweet-sounding, clearly documented masters of musicians' self-produced efforts, produced on burrito-money budgets too diminutive to reach Mr. Wizard's doorbell. Wally doesn't profess to be Mr. Wizard, but he's sure working the right way toward it. Mr. Wizard has to accept and respect the difference between Marv and Wally.

And what of Bugs? That wascally wabbit plants a sloppy kiss on my lips and disappears back down into the earth, leaving nothing but a cloud of cartoon smoke and the sound of a slide whistle.

*Larry the O is a musician, producer, and engineer whose San Francisco-based company, Toys in the Attic, provides a variety of musical and audio services. His Celtic meltdown band, Annwn, just released the CD Anarchy and Rapture.*



# Your K2500 Just Got an **Organ Transplant** and it's **FREE!**

Congratulations Kurzweil  
K2500 owners! As part of  
our ongoing commitment to  
"non-obsolence by design,"  
we are giving you the amazing  
sounding KB-3 mode free!\*

KB-3 turns the  
K2500 into a virtual  
Hammond™ B-3  
and much more.

\* This software upgrade is FREE at our FTP site along with downloadable manual for K2500 owners (a \$300.00 value MSRP). Hard copy manual, software disks and button function overlay available for purchase for a limited time only (\$65.00 plus handling). Contact Kurzweil accessories at 1-800-400-6658. New factory equipped (v.2.52) K2500's will have a list price increase of \$300.00, so, buy a K2500 now and get KB-3 from our FTP site FREE.

- **Front panel sliders and mod-wheel act as real-time drawbars.**
- **K2500 buttons provide instant control of percussion, vibrato/chorus & roto-speaker speed.**
- **Edit parameters: organ model, key click, percussion, EQ, modulation routings, leakage models & drawbar tunings.**
- **New, powerful synthesis architecture using tone wheel models!**



**KURZWEIL**

*MUSIC SYSTEMS*

Kurzweil Music Systems  
800-421-9846  
[www.youngchang.com/kurzweil](http://www.youngchang.com/kurzweil)

Young Chang Canada, Corp.  
905-948-8052

circle #613 on reader service card

World Radio History

# Introducing the 2408.



## The next breakthrough in hard disk recording.

- The 2408 is a computer-based hard disk recording system that gives you 24 independent inputs and outputs • 8 analog inputs (with 20-bit 64x oversampling converters) • 8 analog outputs (with 20-bit 128x oversampling converters) • 24 channels of Alesis ADAT optical in and out • 24 channels of Tascam DA-88 in and out • 2 channels of S/PDIF in and out • 16-bit and 24-bit recording at 44.1 or 48 KHz • digital dubbing between ADAT and DA-88 • digital dubbing between S/PDIF and ADAT or DA-88 • ADAT sync input • Word clock in and out • MOTU Control track input for sample-accurate Digital Timepiece synchronization • includes the cross-platform PCI-324 card to connect the 2408 to your Mac or Windows computer • the PCI-324 will let you add additional 2408's for up to 72 input/output connections and as many channels as your computer allows • includes full-featured sample-accurate workstation software for Macintosh with recording, editing, mixing, and real-time 32-bit effects processing • Includes standard Windows audio (Wave) driver •

\$995



Mark of the Unicorn, Inc. • 1280 Massachusetts Avenue • Cambridge MA 02138 • 617-576-2760 • 617-576-3609 fax • www.motu.com

circle #501 on reader service card  
World Radio History