

Electronic Musician®

November 1998

Sequencing Secrets

Record stellar tracks with these insider tips

ART OR THEFT?

When does sampling cross the line?

Be a Small-Screen Star!

Mixing TV music in your personal studio

13 *must-read reviews, including Panasonic DA7 digital mixer, Lexicon Studio DAW, Sonic Foundry Acid*

A PRIMEBOOK Internet Publication

U.S. \$4.95/Canada \$5.95



enough guts to strip in public.

the SR24•4 is equally at home in the recording studio or on the road.


■ **Solid, cold-rolled steel chassis.** Not aluminum or plastic. Monocoque design resists flexing and bending.

■ **Gold-plated internal interconnects** remain corrosion free for perfect electrical contact, even if used repeatedly in industrial sections of New Jersey.

■ **Sealed rotary controls** keep out dust, smoke and other airborne schmutz.

■ **Large, high-current internal power supply** lets us use VLZ® (Very Low Impedance) circuitry at critical points in the SR24•4 and SR32•4. VLZ® significantly reduces thermal noise and crosstalk by using extremely low resistor values in certain circuits. This innovative technique is normally only used in mega-expensive consoles, because it requires VERY high operating current. Which requires a robust, high-current power supply. Which is why we spent the extra money to build one into SR Series mixers. Live or in the studio, you'll hear the difference.

■ **All inputs and outputs are balanced*** to eliminate hum and allow extra-long cable runs (they can also be used with unbalanced connectors). Tight-gripping 1/4" jacks are solid metal; XLRs are genuine Neutrik®s with internal ferrite beads to reduce radio frequency interference. *except RCA-type tape jacks and channel inserts.



■ **Low-noise, high-headroom discrete mic preamps.** It can be argued that the preamps are the most important part of a mixer — whether you're recording in the studio or running a sound reinforcement system. They must be accurate and free from coloration...yet be able to handle screaming vocalists and close-miked kick drums without overloading. And, they have to be ultra-quiet. Nowadays, we're not the only ones to claim our mic preamps are "studio-grade." So we invite you to put us to the test. In the store, plug in a good, high-output microphone and a pair of



■ **Double tape outputs eliminate repatching during tracking.** Okay, we'll be the first to admit that eight buses are a nice feature. But if you're on a tight budget, the SR24•4's "double-bussing" feature is a great solution (and besides, how many times do you REALLY track more than four channels to tape at a time?). Each of the SR24•4/SR32•4's four submix-buses feed two different outputs. For example, Sub Bus 1 feeds Tracks 1 and 5; Sub Bus 2 feeds Tracks 2 and 6, etc. Instead of repatching, you route the bus' destination by what tape tracks you put into Record.

■ **Dual headphone outputs** with enough level to satisfy even most drummers. And a separate input for a talkback mic (so you don't tie up a mixer channel).

■ **Inserts on all mono channels.** Plus submix and main stereo mix inserts, separate control room outputs, extra RCA-type tape inputs and outputs, both 1/4" and XLR stereo outputs, and XLR mono output with its own rear panel level control.

■ **The SR Series in a proverbial nutshell.**

	24•4	32•4
Total Channels	24	32
Mono Channels	20	28
Stereo Line Inputs	2	2
Mic Preamps	20	28
Submix Buses	4	4
EQ (mono chs.)	12kHz HF	80Hz LF
	100-8kHz	Swept Mid
	18dB/octave low-cut filter	
EQ (stereo chs.)	12kHz HF	80Hz LF
	800Hz Lo Mid	3kHz Hi Mid
Aux Sends/Ch.	6	6
Stereo Aux Returns	4	4
Tape Outputs	8	8
Channel Inserts	20	28
Width (inches)	31.0	39.25

■ **Below:** A few of the 500+ folks who build the SR Series, our other mixers, amps and studio monitors at Mackie Designs in Woodinville, Washington, 20 miles northeast of Seattle.

headphones and decide for yourself whose preamps have the most headroom, the least noise and the best sound.

■ **Mix amplifier headroom.** The SR24•4's inside story.

Better mix amplifier design is why the SR24•4 can handle 24 simultaneous HOT inputs without distorting. The mix amplifier is where signals from all channels are combined. Some mixers sound OK with just a couple of inputs...but when you pour it on with lots of inputs — particularly signals from digital tape recorders, things start to sound pretty harsh. Backing off on the bus or main faders doesn't help, since the mix amp comes before these gain controls.

The SR24•4 and SR32•4 use Mackie's innovative negative

gain mix amplifier architecture. Instead of mixing at unity gain where headroom is quickly used up, our mix amps operate at -6dB. At this negative gain level, SR Series mixers are capable of summing FOUR TIMES the number of channels before clipping. That nets out at DOUBLE the amount of mix amplifier headroom compared to any competitive mixer. It's a critical difference that you can plainly hear.



The mix amp funnels multiple channel inputs into a single bus.

■ **Advanced surface mount technology** increases reliability and lets us stuff more stuff into less space.

■ **Extra-thick double-sided/thru-hole-plated fiberglass circuit boards.** This big mouthful of adjectives really DOES make a big difference...in terms of reliability AND sound quality. The expensive thru-hole plating process maximizes electrical conductivity and eliminates the possibility of intermittent contact. The SR Series' flexible fiberglass main board soaks up downward impacts that would shatter brittle phenolic circuit boards.

■ **Ultra-wear-resistant fader wiper surface** derived from automotive sensor technology won't develop "the scratches" even after years of use.

■ **100% genuine name brand electronic parts** throughout. Nuff said.

MACKIE®

In the U.S., phone 800/898-3211 • Outside the U.S. 425/487-4333
 Web: www.mackie.com • E-mail: sales@mackie.com • NASDAQ: MKIE

circle #502 on reader service card



From recording D8 does it all, i



to mixdown, the including effects.

All digital 8-track recording studio

The D8 is all digital, including the recorder, mixer and effects. Your material remains in the digital domain throughout the entire recording and mixing process, yielding superior results no matter how many times you bounce tracks.

No data compression

The D8 records CD-quality (44.1kHz) digital audio with no signal robbing data compression. Other recorders with smaller drives use data compression to increase recording time. This results in signal degradation and reduced sound quality, which is especially noticeable when tracks are bounced.

Built-in 1.4 GB hard disk

4 1/2 reliable hours of music on a track, or 34 minutes on all 8, the D8 has room to spare—avoid the pitfalls of having to use an external drive as your primary recording medium.

Easy to operate interface

If you can use a tape recorder, you can use the D8. Go digital without the annoying learning curve. Valuable features like cut, paste, copy, scrub and set start/end make recording and arranging simple.

12-channel, 4-bus mixer section

All settings such as fader, EQ and pan can be memorized as a scene, and up to 20 scenes can be memorized per song. No other comparable unit offers this feature! The D8's mixing capabilities let you create a CD-quality "finished" recording quickly and easily!

Built-in SCSI port

Unlike most portable units, SCSI comes standard. SCSI provides flexibility, easy data archiving and gives you access to an amazing amount of recording time.

50 quality digital effects built in

Not just any effects—Korg effects! You'll find the best selection (including awesome multi-effects) of any portable device. 65 presets and 65 user programs!

Guitarist friendly

No amp, pre-amp, or direct box needed... Just select the correct level and impedance for direct connection and get great guitar sound quick, and with no hassle. The D8 even has an amp simulator and a cabinet resonator... you'll never mic' another amp!

131 internal rhythm patterns

No other recorder offers this! Perfect for trying new ideas, or just playing along to. And they don't even take up track space! Lay down scratch tracks in a hurry—with no drum machine required.

D8 Digital Recording Studio
List Price: \$1250

KORG D8 Digital Recording Studio

© 1998 Korg USA, 316 South Service Road, Menville, NY 11747. Prices and specifications subject to change without notice. For the Korg dealer nearest you: (800) 325-0800
www.korg.com • Tech support: (516) 333-8737 • For more information about the D8 Digital Recording Studio via faxback call: (516) 393-8530 ext. #101

circle #50 on Reader Service card

I N S I

FEATURES

38 ART OR THEFT? SAMPLING OPINIONS ON COPYRIGHT

Whether you call it sampling, looping a groove, musique concrète, or collage, if you don't get proper clearance it might be called "theft." **EM** investigates the ins, outs, and gray areas of sampling law and interviews lawyers, sample-clearance experts, musicians, and producers, including the Dust Brothers.

By Paul Myers

54 COVER STORY: SEQUENCING SECRETS


Unleash the hidden power in your sequencer! Our Master Class offers loads of useful techniques, including tips that work with just about any modern sequencer and advanced, product-specific applications for Mac- and Windows-based sequencers from Cakewalk, Emagic, Mark of the Unicorn, Opcode, and Steinberg.

By Scott R. Garrigus

78 MIXING FOR THE SMALL SCREEN

Don't let your television mixdown turn into a meltdown! You don't need a ton of pro-level gear to create a good mix for TV, but you do need to understand the constraints your music will face, including mono compatibility, limited dynamic range, and dealing with voice-overs and dialog.

By Mike Levine



DEPARTMENTS

- 8 FRONT PAGE
- 12 LETTERS
- 18 WHAT'S NEW
- 162 AD INDEX
- 163 CONTACT SHEET
- 191 CLASSIFIEDS

COLUMNS

- 34 PRO/FILE: Eighty Miles High**
Jazz, balladry, and electronics bring on *Inclement Weather*.
- 36 TECH PAGE: DIY OS**
Not only is the Linux OS free, but you have access to its source code.
- 88 RECORDING MUSICIAN: Gearing Up for Critical Vocals**
Use these tests to choose the best gear for important vocal sessions.
- 96 SQUARE ONE: Going by the Book**
You often hear about Red Book audio; here are the facts.
- 104 WORKING MUSICIAN: Packaging to Please**
The gear, techniques, and philosophies behind stellar CD-R packaging.
- 202 FINAL MIX: Both Sides Now**
Manufacturers face more challenges than you realize.



REVIEWS

- 112 PANASONIC/RAMSA WR-DA7** digital mixer
- 124 AUDIO-TECHNICA AT3525** cardioid condenser microphone
- 132 LEXICON Studio (Mac/Win)** digital audio workstation
- 140 E-MU Audity 2000** synthesizer module
- 148 SONIC FOUNDRY ACID (Win)** audio loop arranger
- 156 SPL Stereo Vitalizer Jack** stereo psychoacoustic equalizer
- 164 VOYETRA Digital Orchestrator Pro 3.01 (Win)**
digital audio sequencer
- 172 A.R.T. Tube PAC and Tube EQ** preamp/compressor and EQ
- 178 QUICK PICKS:** Audio Ease *BarbaBatch* (Mac);
Big Fish Audio *Didgeridoo* CD-ROM; Clockwork Music *CAL Tutor* (Win);
Masterbits *Multimedia Trax File 2 Project X* CD-ROM;
Radial Engineering DI boxes

Baked, not Fried

Oh boy, an open-faced crow sandwich!

In the September 1998 "Letters" column, reader Geoff Hardy sang the praises of Linux, a Unix-based, computer operating system that is free, has an open source code that users can modify, and can run on many different hardware platforms. When Hardy challenged us to get with the program (so to speak), I responded that Linux was interesting but was likely to remain a fringe OS and wasn't something most musicians were likely to use.

It didn't take long to find out I was wrong; several knowledgeable friends informed me that Linux was happening stuff for musicians. I put Contributing Editor Scott Wilkinson on the case, and you'll find his coverage of Linux in this month's "Tech Page" (on p. 36). From here on, we'll keep a close eye out for music-related products for Linux; if you have relevant Linux news of interest to EM readers, please e-mail me (steve_oppeneheimer@intertec.com).

Meanwhile, I'll have that crow baked, please—not fried. And because Linux is an open OS, make that an open-faced sandwich.

While I'm discussing computer products, we have a special treat for you this month. Digital audio sequencers are the core software for the desktop musician, combining MIDI and digital audio recording and editing. We've put together "Sequencing Secrets" (see p. 54), a master class that delivers both general techniques and product-specific tips for programs from Steinberg, Emagic, Opcode, MOTU, and Cakewalk. Admittedly, we weren't able to include all the top sequencers, but we included most of the big ones.

This project brought out my Perry White side: I abused authors, editors, and manufacturers mercilessly. Fortunately, all responded with excellent work. (Did you know that Superman's real secret identity is Dennis Miller?) "Sequencing Secrets" is an article you'll come back to again and again. My thanks to all; bottles of salve for your bruises are in the mail.

Finally, we recently lost Assistant Editor Joe Humphreys to the freelance life, and that's a big loss. Joe was an integral part of our editorial team. As I noted in the August "Front Page," Diane Lowery also departed not long ago. The good news is that we have now brought our staff back to full strength with the addition of two very promising new editors.

Editorial Assistant Matt Gallagher is an experienced proofreader and copy editor who comes to us from *Music & Computers* magazine, which passed into history recently. Matt is a drummer, which means we have four drummers on our editorial staff. (It scares me to think about that!) In addition to proofreading and copyediting, he is handling a wide variety of essential tasks, and already he has made a difference.

Copy Chief Patty Hammond, whom we shanghai'd from *Red Herring* magazine, is going to make a huge difference for us, too. Patty is a first-rate language wizard who will ensure that our editorial style is consistent and our writing is clean, properly punctuated, and grammatically impeccable. She is also a bass player, which not only gives her a personal interest in our subject matter but also helps balance the staff musically. I couldn't have survived with five drummers.



ANTHONY PIDGEON

Editor Steve Oppeneheimer
Managing Editor Mary Cosola
Associate Editors Jeff Casey, Brian Knave, Dennis Miller, Gino Robair, David M. Rubin
Copy Chief Patricia Hammond
Editorial Assistants Carolyn Engelmann, Matt Gallagher, Rick Weldon
Contributing Editors Larry the O, George Petersen, Scott Wilkinson
Art Director Dmitry Panich
Associate Art Directors Tami Herrick-Needham, Laura Williams
Graphic Artist Steve Ramirez
Informational Graphics Chuck Dahmer

Publisher John Pledger

Marketing Manager Christen Pocock

Eastern Advertising

Angelo Biasi
 angelo_biasi@intertec.com
 200 Connecticut St., Norwalk, CT 06854
 tel. (203) 838-9100; fax (203) 838-2550

Northwest Advertising

Joanne Zola
 joanne_zola@intertec.com
 6400 Hollis Street #12, Emeryville, CA 94608
 tel. (510) 653-3307; fax (510) 653-5142;

Southwest Advertising

Erika Lopez
 erika_lopez@intertec.com
 12424 Whilshire Blvd., Suite 1125,
 Los Angeles, CA 90025
 tel. (310) 207-8222; fax (310) 207-4082

Sales Assistants Alex Bowd, Mari Stancati, Amanda Weeden

Classifieds Advertising Manager Robin Boyce-Trubitt

Classifieds Sales Assistant Jel Linsom

Classifieds Assistant Mark Hopkins

Marketing Services Manager Jane Bver

Marketing Assistant Daniela Barone

Director of Operations and Manufacturing Anne Letsch

Production Director Ellen Richman

Advertising Production Managing Coordinator Liz Myron

Production Assistant/Reprint Coordinator Jeremy Nunes

Computer Systems Coordinator Mike Castelli

Circulation Director Philip Semler

Circulation Associate Heidi Eschweiler

Circulation Assistant Austin Malcomb

Business Manager Cindy Elwell

Human Resources/Facilities Assistant Lauren Gerber

Receptionist Carrie Gebstadt

National Editorial, Advertising, and Business Offices

6400 Hollis Street #12, Emeryville, CA 94608

tel. (510) 653-3307; fax (510) 653-5142.

Web www.emusician.com

Subscriptions, Customer Service, Back Issues

PO Box 41525, Nashville, TN 37204

tel. (800) 843-4086 or (615) 377-3322; fax (615) 377-0525

Intertec Publishing Corp.

9800 Metcalf Ave., Overland Park, KS 66212

PRIMEDIA Intertec

Ray Maloney, President and CEO

Cameron Bishop, President, Communications &

Entertainment Division

John Torrey, Group Publisher

PRIMEDIA Information Group

Curtis Thompson, President

PRIMEDIA Inc.

William F. Reilly, Chairman and CEO

Charles McCurdy, President

Beverly C. Chell, Vice Chairman

Electronic Musician ISSN: 0884-4720 is published monthly by PRIMEDIA Intertec, 6400 Hollis St., #12, Emeryville, CA 94608. ©1998. This is Volume 14, Number 11, November 1998. One-year (12 issues) subscription is \$38, outside the U.S. is \$65. Periodical postage paid at Oakland, CA, and additional mailing offices. All rights reserved. This publication may not be reproduced or quoted in whole or in part by any means, printed or electronic, without the written permission of the publishers. POSTMASTER: Send address changes to Electronic Musician, PO Box 41525, Nashville, TN 37204. Editor Responsible (Belgium): Christian Deamet, Vuurgatstraat 92, 3090 Overijse, Belgium. Canadian GST #R12957951. Canada Post International Publications Mail Product (Canadian Distribution) Sales Agreement No. 0478741.

PHOTOCOPY RIGHTS: Authorization to photocopy items for internal or personal use of specific clients is granted by PRIMEDIA Intertec, provided that the base fee of U.S. \$2.25 per copy, plus U.S. \$0.00 per page, is paid directly to Copyright Clearance Center, 222 Rosewood Drive, Danvers, MA 01923 USA. The fee code for users of this Transactional Reporting Service is ISSN 0884-4720/1998 \$2.25 + \$0.00. For those organizations that have been granted a photocopying license by CCC, a separate system of payment has been arranged. Before photocopying items for educational classroom use, please contact CCC at 508-750-8400. Organizations or individuals with large quantity photocopy or reprint requirements should contact Jeremy Nunes at (510) 653-3307. Microfilm copies of Electronic Musician are available by calling/writing UMI, 300 N. Zeeb Road, P.O. Box 1348, Ann Arbor, MI 48106-1348; (313) 761-4700; (800) 521-0600.

PRIMEDIA
Intertec

Printed
 in the
 USA.



Also publishers of *Mix* magazine.

ASR X PRO

It's RED!

Introducing the new ASR-X PRO Resampling Production Studio, the most powerful collection of tools ever squeezed into one box for today's serious artists and producers. This is not just a "groove box"! The ASR-X PRO is *red hot & ready* when you are, with a 16-track sequencer, on-board expandable synthesizer with resonant filters, built-in 24-bit effects, and the most intuitive sampling/resampling system available.

We've packed the ASR-X PRO with a list of new features that has the competition seeing red! Connect with your computer, hard drive, and CD-ROM using the standard SCSI port. Say hello to hassle-free software upgrades with the new Flash OS. Use the Essentials buttons to quickly recall programs or switch patterns. Experience Stomper, a built-in software synthesis program that makes faithful reproductions of classic electronic drum machines – and even phatter sounds! Expand the ASR-X PRO with up to 66MB for over 12 minutes of slammin' 44.1kHz sampling.

Check out www.ensoniq.com for all the specs. We'll have you seeing red in no time!

it's not just a black and white issue anymore

ENSONIQ

LEADING THE WORLD IN SOUND INNOVATION

ENSONIQ Corp, 155 Great Valley Parkway
P.O. Box 3035, Malvern, PA 19355-0735
(610) 647-3930 fax: (610) 647-8908

www.digitech.com

GET THE JOB DONE...

DigTech

Studio 400
4 IN 4 OUT MULTIEFFECTS PROCESSOR

DigTech
STUDIO

...EFFICIENTLY
AND QUIETLY



Setting up your signal processing shouldn't get in the way of making music. The DigiTech Studio Series was designed to help you get the job at hand done efficiently. Our intuitive interfaces and full graphics displays are designed to inspire you, not intimidate you.



Whether you are selecting programs or editing parameters, using any of the Studio Series products is easy. Our one goal is to help you unleash your creativity... Not stand in it's way.

S-DISC II® is a registered trademark of DIGITECH

S100

- Dual Engine Processor
- 26 Effects Available
- Stereo Inputs and Outputs
- MIDI Selectable Programs
- 20-bit A/D D/A Conversion
- 96dB Signal to Noise Ratio

S200

- Dual Engine Effects Processor
- Stereo Inputs and Outputs
- Full Graphics Display
- 5 Effects Configurations
- MIDI Controllable
- Footswitch Compatible
- Noise Gate and EQ
- 20bit A/D and D/A Conversion
- 96dB Signal to Noise Ratio

QUAD 4


- 4 Signal Processors in 1!
- 4 Independent Inputs and Outputs
- Easy-to-Use Interface
- Multiple I/O Signal Path Routings
- S-DISC II® powered
- Large Custom Display
- Dynamic Parameter Modifiers
- Full MIDI Implementation


STUDIO 400

- Balanced 1/4" and XLR Inputs and Outputs
- Dual S-DISC II® Processors
- Up to 8 different effects at one time
- Unlimited Internal Routing Capability
- Large Custom LCD Display
- Internal Power Supply
- Optional Digital I/O

With the advent of digital processing, today's recording musician are more critical than ever about quality signal processing. They are in need of products that give them the ease of use that only Custom Graphics Displays provide, true 24-bit Internal Processing for superior sounding effects, and Signal to Noise specs that exceed even CD standards. With this philosophy in mind, the DigiTech Studio line of products delivers the performance and features the working professional needs. And when you compare what the competition has to offer, we are sure you will agree.

...UNLEASH YOUR CREATIVITY

 A Harman International Company



THINK BEFORE YOU LINK

In your August 1998 review of the PreSonus ACP-22 compressor, Myles Boisen states that he prefers to run stereo program material through a compressor without using the Link mode. Would he mind explaining the reason for this?

Steve Vincent
Portent Music
vincents@harbornet.com

Author Myles Boisen responds: *To be completely accurate, I should say that my first choice is usually to compress a stereo program without using the Link mode, while setting all parameters identically on both channels. Many compressors, when stereo linked, are controlled by the input to one channel only (typically the left). In this case, a transient that goes above threshold on the left—for example a floor-tom hit—may cause a momentary pumping of the entire mix. The same floor-tom hit, if panned to the right channel, might not be compressed at all. Dialing in both channels with the same parameters eliminates some of these inconsistencies but may also cause a noticeable stereo panning shift if one side suddenly dips down in response to an asymmetrical transient. For multi-track mixing, this usually seems like the lesser of two evils to me, and it's almost always my choice in the unpredictable realm of live-to-DAT recording. Let your ears be your guide!*

TEMPEST IN A TEAPOT

My impression has been that the majority of the **EM** staff labor under the sadly mistaken assumption that the Mac is the one truly professional computer. This feeling is evidenced not only in your articles, but in the whole vibe of the magazine. Although you have some folks working there who don't subscribe to this folly, others seem to be stuck in 1993. Wake up, y'all! The new millennium is almost upon us!

Like it or not, the majority of computer users now are running PCs with Windows operating systems. Alas, for the time being, most pro studios still have Pro Tools and a Mac. But I believe this will change drastically over the next year and exists today not as a testament to the "mighty Macintosh" or any belief in the future of Apple itself, but because most musicians don't want to invest their precious time in learning another platform's operating system.

A musician thinking about putting together a home studio shouldn't have to read an article ("Build a Personal Studio on any Budget," July 1998) that proudly proclaims that the "\$32,000 studio with computer" consists of a machine that, although very fast (the G3), only has three available slots for expansion. For way less money, that person could have a "faster than lightning" Pentium II 400 MMX with a dual processor ready for the future and six expansion slots. Your magazine has a huge influence on its readers, more so than I think you realize. The young readers, who are very impressionable, pick up on any editorial slant you consistently espouse. Most software companies that wish to stay in business today have become cross-platform; your magazine, the loudest voice out there for our community of electronic musicians, needs to also become more cross-platform in all areas, including its editors.

Ted Perlman
President, "Buffalo Sound"
Studios
tedperl@pacbell.net

*Ted—First of all, I think we cover Windows computing issues at least as much as, and probably more than, we do Macintosh issues. In the music market, the Mac has a much higher market share than it does in the general computing market, especially in the higher-end studios, but Windows is the most popular platform among **EM** readers, and we cover it that way. Some of our editors use Windows computers to make music, some use Mac, and a few use both.*

When we designed "Build a Personal Studio on Any Budget," we decided to design half of our studios with computers and half without, and we decided to design half of our computer-based studios around a Mac and half around a Windows PC. In short, we made a conscious effort to give a balanced picture.

As the article clearly states, each of our eight studios reflects the personal preferences and hands-on experience of its designer, and each has a distinctive and overt purpose (e.g., multimedia production, CD production, demos, and so on). We told you what we would choose, given the budgets—neither more nor less. We gave the two \$32,000 studios (with and without computer) to Jeff Casey because he has engineered CD, film, and broadcast projects at numerous major studios in New York City, so he is well qualified to discuss the higher-ticket items. He has used Pro Tools quite a bit, so that's what he chose for his computer-based studio.

We have received a number of letters from readers who perceive a platform bias in

e|musician

CAN'T GET ENOUGH OF EM?
OUR INTERNET HANG-OUT,
www.emusician.com.

HAS MORE COLUMNS, RECORD
 REVIEWS, A DISCUSSION FORUM,
 AND AN ARTICLE ARCHIVE. YOU
 CAN ALSO DOWNLOAD FILES
 THAT RELATE TO ARTICLES IN
 THE CURRENT PRINT ISSUE.
 SO, POINT YOUR BROWSER OUR
 WAY AND JOIN THE FUN.

I N T R O D U C I N G

CUBASE

VST

4.0

FOR MACINTOSH*

The world's leading music software designer has done it again. Presenting Cubase 4.0 from Steinberg, the new standard for innovation, quality and ease of use in software-based recording. A powerful upgrade redefines the recording experience with over 300 new features in Audio, Midi, and Notation. It also comes with uncompromising 24 Bit/96K processing and ASIO, the perfect connection to all the latest hardware like Lexicon Studio and Yamaha's DSP Factory. New Cubase 4.0 from Steinberg. Steps ahead once again.

Steinberg

www.us.steinberg.net
circle #506 on reader service card

21354 Nordhoff Street, Suite 110, Chatsworth, CA 91311 (818) 993-4161 Fax: (818) 701-7452 Fax On Demand: (800) 888-7510
Steinberg Canada: (416) 789-7100 Fax: (416) 789-1667 All trademarks are registered by their respective companies.

● LETTERS

EM—but they're not all on the PC side of the fence, as you will see in the next letter. In fact, they are split about 50/50 between Mac and PC proponents. That indicates we are probably balancing our coverage nicely.—Steve O.

IN THE OTHER CORNER

I agree with all of Larry the O's comments about Apple and the Macintosh in "Final Mix: Whither Ghost Apple" in the July 1998 **EM**. I have agreed with *all* the articles I have read from various sources about the same topics. But none of your statements was new. In fact, they were very old.

I, too, own a G3 desktop. Yes, the slots are too few; yes, I would like more. But I don't blast these comments into the media. We, as Mac supporters, should stop the public complaints and boost the great things about these machines. We must stop being negative and quit telling the PC world that Apple stinks. Apple does not stink. The company is dealing with Microsoft, as is the rest of the world, and we all know that story.

When it came time to renew my subscription to **EM**, I almost didn't. The primary factor in my decision would have been a continuing bolstering of the horrible PC platform and the degrading of support of the Mac from people like you.

Please stop complaining, Larry, and use your influence to remind readers of the fantastic capability of the Macintosh and the tremendous amount of fun the machine is over the Windows interface. Unfortunately, if Windows users hated Windows, too, they would be afraid to change to Mac because of articles like yours.

Jeff Newman
totalsound@earthlink.net

Jeff—I agree with you that it is even more important to laud positive developments than to decry negative ones, and I fully intend to do so as I become aware of them. I consider my purchase of a G3 (and my public declaration of love for it) to be such a statement.

Indeed, none of the statements in my column were new. My feeling is that Apple, over the years, has repeatedly mismanaged opportunities to maintain their dominance in our market, and the only difference now is that the situation has reached a critical juncture. Our market is quickly and strongly moving to Windows, a fact that is easily documented.

I am fortunate enough to have a "bully pulpit" from which to express opinions, and,

given that, feel a duty to speak out on the needs of audio and music professionals. I am sorry if you feel that my column, as well as other press, is so negative, but if you agree as fully with my statements as you indicate, I encourage you to send your comments to Apple.—Larry the O

PHASED-OUT MIDI

I am vexed by a problem with my digital audio recording system. I am using Macromedia's *Deck II* as a multitrack digital audio workstation. My recordings typically consist of a MIDI sequence made up of drum and keyboard tracks, a bass guitar track, an acoustic or electric guitar track, several vocal tracks, and possibly a few other acoustic instrument tracks. I have a Mackie CR-1604 analog mixer for mixing the non-MIDI tracks into the DAW. Most of the non-MIDI instruments are recorded with microphones.

Usually, I record the MIDI sequence to digital audio first, since it provides a nice foundation for recording all of the other tracks. However, I have noticed that, as I add additional tracks to the recording, I get a strange phase-shifted effect on the earlier tracks. The earlier tracks seem to be bleeding into the tracks that are recorded later on, and I have tested this by muting the later tracks and noticing how this cleans up sound of the early tracks.

I've tried reducing the volume of the monitor mix in the headphones and increasing the distance between the headphones and the microphone, but this hasn't eliminated the phase-shift effect. What can I do to solve this problem? Am I missing something obvious?

Doug Faber
Naperville, IL
dfaber@xnet.com

Doug—It's tough to troubleshoot this based on your letter, so I'm going to have to do some guesswork. It seems likely that somehow you are recording, or at least hearing, multiple versions of the same source. That can happen in several ways, but we only have space to discuss two of them.

One possibility is that you are playing back the MIDI sequence while monitoring the audio recording of the same sequence. That wouldn't cause the old tracks to literally "bleed" into the new ones, but I wonder if that is really happening. Channel crosstalk isn't possible in the digital domain within Deck, and you apparently have al-

ready eliminated the possibility of acoustic bleed-through into the mics. At any rate, the audio versions of your MIDI tracks would be slightly delayed relative to the original MIDI tracks because the recording process takes a few milliseconds, so you probably would hear phase cancellation and reinforcement when playing both together. To solve this, just mute the MIDI tracks in your sequencer.

Another possibility is that you are recording the same tracks multiple times. When you bounce ("ping-pong") tracks in Deck, all active (unmuted) tracks are mixed. So let's say you record MIDI tracks to audio, then record some acoustic tracks, and after that decide to bounce the tracks down. If you don't mute the set of MIDI-cum-audio tracks, they will be included in the bounce. When you play back your tracks, you will hear the MIDI-cum-audio tracks twice: the originals and the bounced version. Mixing two copies of the same tracks would cause the symptoms you describe.—Steve O.

HARD DRIVE SIZE?

While discussing Cakewalk *Pro Audio* with a sales rep from a mail-order catalog company, I was told that, when recording digital audio to a computer, it is better to use a smaller hard drive to reduce possible latency problems. Obviously, a SCSI bus is a given, but I'm wondering whether I'm going to notice any synching problems when running digital audio with MIDI. The computer setup I have has an Ultra-2 SCSI interface (80 MB/s), and I was planning on getting a Seagate Barracuda or Quantum Atlas 9 GB hard drive for recording (with a standard ultra-DMA drive for software, etc.). Should I get a smaller drive?

Matt Greer
gree@computron.net

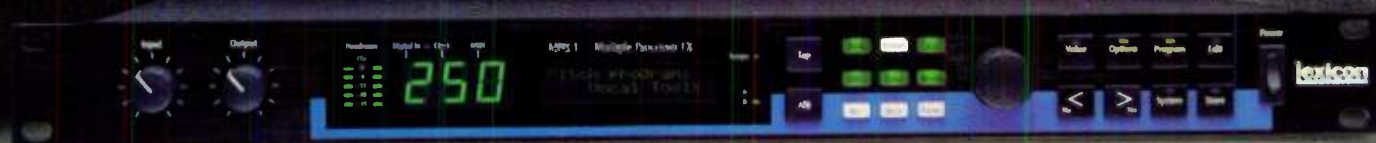
Matt—Actually, the opposite is usually the case. Provided your drive meets your software's required data-throughput rate, your system performance should not be affected by the size of the hard disk. What can slow playback performance is a fragmented or full hard disk.

Many digital audio recording programs are nondestructive, so for every take you record, a new file is created, regardless of whether that file ends up in the final mix. This can quickly eat up available disk space, slowing down playback performance and creating a potentially unstable synchronization environment.

In addition, you are constantly writing and erasing files from the target disk,

INDISPENSABLE MULTI-EFFECTS PROCESSING

MPX 1



No-compromise stereo reverb in combination with as many as 4 additional stereo effects, 200 superbly crafted presets, database sorting, and complete flexibility of routing and effect order in every program make the MPX 1 an indispensable recording and performance tool.

Powered by two separate DSP processors, the MPX 1 is loaded with 56 Pitch, Chorus, EQ, Modulation, Delay and world-class Reverb effects – each

with the audio quality and control flexibility you'd expect in a dedicated processor. The 200 presets, designed for a wide variety of performance, sound design and production applications, exploit the unique characteristics of each effect – and a built-in database function makes it easy to find the right program fast.

An interactive front panel gives you instant access to each effect and its essential parameters, as well as push-

button control over tempo, morphing, and mix and level settings of any or all effects. Whether you're looking for a rotary cabinet, a 4-Band Parametric EQ, Ducking Delay, Pitch Shifting, or virtual rooms of any size and description, the MPX 1 is the right tool for the job.



For studio effects on the road, put an MPX 1 in the effects loop of your stage rig and an MPX R1 on the floor. A single cable provides stomp-box control of MPX 1 effects.

Heard In All The Right Places

Lexicon

A Harman International Company
World Radio History

Lexicon Inc., 3 Oak Park, Bedford, MA 01730-1441
Tel: 781/280-0300 Fax: 781/280-0490
Email: info@lexicon.com Web: www.lexicon.com

circle #507 on reader service card



resulting in fragmentation, so you should check and optimize the disk regularly. For this reason, you are better off not recording audio files to the disk on which your operating system and applications reside. If possible, use a dedicated hard disk for audio recording.

Obviously, the smaller the hard disk, the more quickly it fills up and fragments, which is why most professional recording studios and editing suites employ larger hard disks for day-to-day production (often at least 9 GB) and rely on removable media for backup and long-term data storage.—Jeff C.

EAR-OPENER

I have a CD of music that has piano, violin, flute, and a little guitar. Is there any software out there that can transcribe this? I figure that it's probably out of the realm of possibility to get the different instruments separated, but I wonder if I can at least get the whole piece of music onto paper, where I could separate the parts myself on the master score. Is this possible with the CD-ROM drive on my computer?

Dan Varwig
djvarwig@mindspring.com

Dan—You can't get there from here with current technology. In general, to notate your CD mix, the audio has to first be converted to MIDI data, which allows a MIDI notation engine to create the score. Several pitch-to-MIDI algorithms are available, but they're all monophonic, so not only can't they convert an audio mix to MIDI, they can't even deal with one polyphonic instrument (e.g., guitar or piano).

So you first would have to separate out the instruments in the stereo mix, saving each on its own track, then translate each track to MIDI, and display the MIDI data as notation. The only software I know of that is said to be able to separate the instruments in a composite stereo mix is Prosoniq's Pandora music-decomposition software (www.sonicworx.com), which is extremely expensive, and I honestly don't know how well it works. But even assuming it works, you couldn't convert the piano and guitar tracks to MIDI and notate them because they are polyphonic.

I suggest doing the job the old fashioned way: transcribing the music by ear. Sure, it takes some work, but all it costs you is time (or maybe a few bucks for a course in ear training and a pad of music paper), and it's a great way to improve your musicianship.—Steve O.

PRO TOOLS PERPLEXITY

The feature "Build a Personal Studio on Any Budget" (July 1998) was far and away the best article to appear in **EM**. I think it would be worthwhile to make it an annual feature.

One question: the "\$32,000 Studio with Computer" section (which described a system built around Digidesign's Pro Tools 24) discussed the pros and cons of using Digidesign's Pro Tools 4.1 software versus Opcode's Studio Vision Pro 4.0 software. I'm a little confused by this, because I thought that Pro Tools 4.1 was an integral part of the Pro Tools 24 system. What exactly is the role of Pro Tools 4.1 in the Pro Tools 24 system? Is Studio Vision Pro 4.0 a completely compatible substitute?

David Eide
Lockport, Illinois
deide@angelaw.com

David—The Pro Tools 24 system includes Pro Tools 4.1, a professional, multitrack, audio editor. Pro Tools 4.1 does not have MIDI sequencing features, though it can import and play back MIDI files. So if your project does not involve MIDI, it might be all the software you need.

However, if your projects involve both audio and MIDI tracks, you might find it best to edit, mix, and process everything in a digital audio sequencer, which integrates MIDI and audio editing. All top-of-the-line digital audio sequencers for the Mac (including Studio Vision Pro) are completely compatible with Digidesign's Pro Tools 24 hardware.

Even if you have a digital audio sequencer, you might prefer to edit audio tracks in Pro Tools 4.1 because it is a slick audio recording, editing, and mixing environment. For instance, it has features that help you manage large numbers of audio files, which is one reason it's a popular choice for editing audio to picture. In short, it makes sense to work in the environment you prefer and to use each program for the things you feel it does best.—Steve O.

SUPPORT FOR STREAMING

I am responding to Geoffrey Newcomb's letter, "Stop in MIDI Stream" (September 1998). I am also a musician and computer aficionado who loves MIDI. However, I must contend some of his statements.

First of all, "no one wants to land on a site that plays background music": what an outrageous statement! How can he

speak for the other two billion people who surf the Web? If you don't want to listen to other people's music that's embedded in their pages, you can turn off that option in your browser.

Second of all, not everyone has a high-speed modem or ISDN connections that allow MIDI files to be downloaded "faster than you can blink your eyes." Streaming is a viable, new technology that is quickly coming into its own—not only for MIDI but for other audio and video formats, as well.

As for his remark that one cannot make real music with General MIDI alone, the quality of playback is wholly dependent upon the quality of the playback device! And yes, you can change the palette of available sounds to any range you desire with higher-quality GM devices, such as a Edirol's Sound Canvas. The point of GM files is to allow the listener the opportunity to hear a fairly representative palette of voices.

I feel that Mr. Newcomb has a right to his opinion—just don't try to dictate how the rest of us are supposed to listen to and create music or surf the Web.

John Purkey
Owner, the MidiFactory
midifactory@usa.net
www.midifactory.net

ERROR LOG

1999 Personal Studio Buyer's Guide, Dynamics Processors table, p. 70: The CLX 51 and CLX 52, listed under Kensington, are actually made by Ashly Audio.

1999 Personal Studio Buyer's Guide, Keyboard Workstations, p. 84: The Kawai 5000W was incorrectly listed as "K500W."

1999 Personal Studio Buyer's Guide, Power Amps table, p. 126: The seven power amps listed under Kensington—FTX-1001, FTX-1501, FTX-2001, CFT-1800, MFA-6000, MFA-8000, and SRA-120—are all products of Ashly Audio. Also, the CFT-1800 was incorrectly listed as "GFT-1800."

WE WELCOME YOUR FEEDBACK.

Address correspondence and e-mail to "Letters," Electronic Musician, 6400 Hollis Street, Suite 12, Emeryville, CA 94608 or emeditorial@intertec.com. Published letters may be edited for space and clarity.

EXPERIENCE THE WARMTH OF AKG'S SOLIDTUBE MICROPHONE.


John Guess and AKG's SOLIDTUBE Microphone Bring The Warmth of Sound to The Studio.

As a leading producer and studio engineer, John Guess appreciates the rich sound, ruggedness, high SPL capability, and extremely low self-noise of AKG's new SOLIDTUBE microphone.

The heart of AKG's SOLIDTUBE is the combination of the capsule and tube. The capsule features the same gold-sputtered mylar material as used in the legendary C12. The ECC 83 (12Ax7) tube is field replaceable and available at most pro studio dealers.

Try out the new AKG SOLIDTUBE and experience the warmth.

"AKG's SOLIDTUBE is the best overall value of any high performance condenser tube microphone that I've ever used."



LEGENDARY STUDIO QUALITY BY

circle #508 on reader service card



ADV 5/1/98

AKG Acoustics U.S., 1449 Donelson Pike, Nashville, TN 37217,
phone: 615-360-0499, fax: 615-360-0275.

AKG Acoustics G.m.b.H. Vienna/Austria, <http://www.akg-acoustics.com>

World Radio History

H A Harman International Company

WHAT'S

NEW

By the EM Staff

▼ AUDIX TR40

Audix has released the TR40 (\$249; \$559 for a matched pair), a small-diameter, omnidirectional, electret-condenser mic that is the first in the company's new series of test and recording mics. Featuring a 1/4-inch capsule, the TR40 is designed to accept high sound-pressure levels and deliver a phase-coherent signal. The mic is designed primarily for testing and measurement purposes. Due to the microphone's omnidirectional polar pattern, the proximity effect is lowered, which allows you to position the mic close to an instrument without the boominess inherent in close-miking with cardioid microphones.

The TR40 is machined brass, features a gold-plated XLR connector, and comes with a carrying case and clip. Audix rates the TR40's frequency response at 20 Hz to 19 kHz (± 1 dB), its maximum SPL at 140 dB, its signal-to-noise ratio at 77 dB (A weighted), and its self-noise at 17 dB (A weighted). Impedance is 200 Ω . Audix; tel. (503) 682-6933; fax (503) 682-7114; e-mail info@audixusa.com; Web www.audixusa.com.

Circle #401 on Reader Service Card




▶ ROLAND JP-8080

Last year, Roland brought out a new digital synthesizer, the JP-8000, which featured the company's Analog Modeling technology. Roland's new JP-8080 Analog Modeling synth module (\$1,595) provides all of the "phat" sound-building features of the JP-8000, and more.

Like its keyboard synth partner, the new module has two oscillators, two LFOs, seven waveforms, and filter and amplifier sections, as well as an onboard arpeggiator. The unit also features Motion Control, allowing for automation of slider and knob movements. A selection of 384 preset Patches and 192 preset Performances, in addition to 128 user Patches and 64 user Performance locations, are part of the package.

The 10-voice polyphonic JP-8080 not only provides the tools for sound creation; it also allows real-time processing of audio, instrument, and mic signals. External audio can be processed as Oscillator 2 waveforms or passed through the new Voice Modulator. The latter offers 26 editable parameters and three



modes: the Formant Filter, which applies the frequency of vocal sounds to another audio signal; the Filter Bank 12-band stereo filter; and the Vocal Morph Control for modifying synth sounds with mouth movement.

Onboard effects include delay and tone control, as well as multieffects (chorus, flanger, and distortion). A new Unison mode allows you to combine all ten voices into one Patch. Roland Corporation U.S.; tel. (323) 685-5141; fax (323) 722-0911; Web www.rolandus.com.

Circle #402 on Reader Service Card

▼ TASCAM DA-45HR

With the release of TASCAM's DA-45HR (\$1,999), DAT machines have joined the trend toward high-definition, 24-bit audio recording. In 24-bit mode, the 3U rack-mount professional DAT recorder runs at double speed and can record 60 minutes of 24-bit audio per 120-minute tape. The unit is backward compatible with 16-bit files; in 16-bit mode, it can record and play back 120 minutes of audio per tape. It supports sampling frequencies of 44.1 and 48 kHz.

The analog-to-digital converters are 24-bit, and analog input is provided on both balanced XLR and unbalanced RCA jacks. The DACs are 20-bit, and analog output is also on XLR and RCAs. The DA-45HR supports 24-bit AES/EBU and S/PDIF digital I/O.

The DA-45HR has word sync I/O, and a 15-pin parallel interface adds control via fader starts of General Purpose Interface (GPI). It has a menu-driven operating

system that includes an LCD. In addition, the front panel features a data/shuttle wheel, L/R input-level knobs, phone jack with level control, and a 2-point Memory/Locate function.



Other features include Auto ID (which can be set at -48, -54, -60, or -66 dB), Copy ID Select copy protection, Reference Level (-20, -18, or -16 dB), and Record Mute (1 to 8 seconds in 0.5 sec increments). A Repeat function lets you repeat play from two to fifteen times, or choose free or unlimited repeat. Single, Skip, and Program Play modes are also implemented. TASCAM; tel. (323) 726-0303; fax (323) 727-7635; faxback (800) 827-2268; Web www.tascam.com.

Circle #403 on Reader Service Card

▶ LINE 6 POD


The modeling technology that is at the heart of Line 6's *Amp Farm* plug-in for Pro Tools is now available in POD (\$399), a desktop, direct-recording unit. POD provides stereo simulations of miked guitar-amp tones and built-in digital effects. As an independent DSP unit, POD can process a signal directly from your guitar or be used as an outboard effect during mixdown.

The top of POD has eight knobs for output, drive, volume, effects levels, and EQ, as well as selector knobs for amp style and effects. Sixteen digitally modeled amp styles, such as "Brit Blues,"

"Black Panel," and "Jazz Clean," can be selected from the Amp Models knob; ten other amp models are available through POD's editing software, which ships in both Mac- and PC-compatible versions.

Along with a dedicated knob for reverb, the Effects knob offers six different effects, with or without delay. There is a single-parameter Effects Tweak knob on the unit, and additional parameters can be controlled via MIDI; effect edits can be saved within the unit. POD also provides a guitar tuner.

Around the perimeter of POD are a ¼-inch headphone out jack; balanced, ¼-inch TRS left and right outputs; MIDI In



and Out jacks; and a single, ¼-inch instrument input. A pedal output is also provided for use with Line 6's pedal boards. Line 6; tel. (310) 390-5956; fax (310) 390-1713; e-mail sales@line6.com; Web www.line6.com.

Circle #404 on Reader Service Card



▲ ALESIS DM PRO

Designed for drum sequencing, live performance, and drum overdubs, Alesis's 1U rack-mount DM Pro drum module (\$899) features 64-voice polyphony and 20-bit DACs. Loaded with 16 MB of sounds, the DM Pro is expandable via a slot for an 8 MB PCMCIA card.

Alesis boasts lightning-fast trigger response for immediate output from the

DM Pro's sixteen ¼-inch inputs, which can be triggered by MIDI drum pads or acoustic drum triggers. Gain, crosstalk, noise, decay, and Velocity curve can be controlled independently for each input. In addition, pitch, volume, panning, layering, and MIDI Note Assignment are programmable for all the patches.

The DM Pro is loaded with 1,536 presets recorded at 48 kHz, with another

128 user-definable voices. ROM storage is provided for up to 64 programmable drum kits, and each kit can

contain up to 64 sounds.

In addition to the sixteen trigger inputs, the back of the DM Pro packs in six ¼-inch, -10 dBV audio inputs; two RCA, -10 dBV audio outputs; and MIDI In, Out, and Thru. Alesis Corporation; tel. (800) 525-3747 or (310) 255-3400; fax (310) 255-3401; e-mail alecorp@alesis1.usa.com; Web www.alesis.com.

Circle #405 on Reader Service Card

▼ CREAMWARE PULSAR

Pentium PC-based desktop musicians who are on a quest for an all-in-one recording solution may want to take a look at Creamware's new Pulsar (\$1,298), a PCI board that ships with DSP effects, software synthesizers, a MIDI interface, and twenty channels of I/O.

Input and output includes two ADAT Optical interfaces located on the card, in addition to breakout cables with S/PDIF on RCA connectors; two channels of analog I/O on unbalanced, ¼-inch connectors; and MIDI In and Out connectors. A/D and D/A conversion is on 24-bit converters, and a 32-bit internal bus resolution is used. Four Analog Devices SHARC DSP chips can process audio with a 96 kHz sample rate.

Using the Pulsar, your digital

audio sequencer can handle up to 32 tracks of material. Every channel has one fully parametric digital equalizer, and up to four more effects can be added. Automation and synchronization are accomplished via MIDI Time Code. The software includes compressors, limiters, and effects such as delays, flangers, chorus, a vocoder, and more.



In addition, an FM synth is included, along with three analog-style synths (including a TB-303-style synth and a virtual modular synth). An Akai-compatible sample player ships with the Pulsar, as well. The card features MME and Steinberg ASIO drivers. Creamware is also working with several third-party developers on creating Pulsar-compatible plug-ins.

The card has an S/TDM Bus that allows multiple Pulsars to be linked. It will also provide compatibility for the company's forthcoming Scope sound-design workstation (see the July 1998 "What's New"). A Plus version is in the works that will have two balanced, XLR connectors and an AES/EBU interface on an XLR connector, in addition to ADAT I/O. Creamware; tel. (800) 899-1939; fax (604) 435-9937; e-mail steve@creamware.com; Web www.creamware.com.


Circle #406 on Reader Service Card

9000 WATTS,



PowerLight™ 9.0^{PFC} Features


- Power Factor Correction Technology (PFC)
- Ultra-high power N-channel MOSFET's
- Constant high damping, 2000 or greater (up to 1kHz), even during clipping
- Four-step Class H Current-Cell™ MOSFET output
- Uncompromised 20Hz-20kHz full bandwidth performance.
- Distortion- <0.03% THD, 4Ω, 20Hz-2kHz @3200 watts



- Massive current capacity for huge bass
- Variable speed fans

- Lowest AC current draw per output watt
- Computer Control Data Port
- Neutrik Speakon™ output connectors
- DC, sub-audio and thermal overload protection
- Patented Output Averaging™ short circuit protection
- Balanced inputs, Neutrik "Combo" (XLR & 1/4") and Phoenix-type detachable barrier strip
- Zero-inrush at startup
- Stereo/Bridging/parallel mode switch

3RU, 59 LBS.



Model	Watts per channel		
POWERLIGHT	8Ω	4Ω	2Ω*
9.0PFC	1800	3200	4500
	20Hz-20kHz, 0.2% THD 1kHz, 1% THD		

INTRODUCING THE POWERLIGHT 9.0^{PFC}

The new flagship of the PowerLight family, the PowerLight 9.0^{PFC}, delivers the highest continuous output capacity of any audio amplifier. With an unequaled 4500 watts/ch at 2 ohms, even the most power hungry subs will never run out of gas again. And because it includes our exclusive Single-stage Power Factor Corrected (PFC) power supply combined with a four tiered DC supply average AC current draw is 30-50% lower than conventional amplifiers.

The 9.0 delivers more than just raw power. State-of-the-art high-speed components and high-power MOSFETs ensure the lowest distortion and noise, while its high damping factor maximizes speaker control. And because it's a PowerLight, you'll have a compact 3RU chassis weighing only 59 lbs, so you can drop the name "B Breaker" from your amp rack.

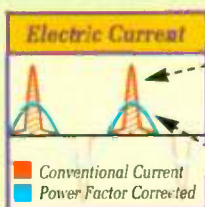
So check out the most powerful amp on the planet. Better yet, listen to it. For the dealer nearest you call (800) 854-4079 or visit our website for more information.

www.qscaudio.com

Power Factor Correction: The Ultimate Power Supply.

The non-linear current draw of conventional amplifiers severely distorts the AC waveform, using less than 70% of the power. The smooth current draw of the PowerLight 9.0^{PFC} uses 99% of the AC energy — the result is 9000 watts of undistorted music with an average current draw of less than 25 amps at 120VAC.

circle #509 on reader service card



Sharp AC draw with distortion constricts usable current.

Smooth AC draw results in more usable current

World Radio History

QSCTM

A U D I O

HEAR THE POWER OF TECHNOLOGY.

▶ **SONY DPS-V55**

Has the attempt to get the perfect Tori Amos piano sound completely tried your patience? Do you lust after Frank Zappa's guitar sound? Steely Dan's? Well, Sony has consulted with some of the recording industry's legendary producers and commissioned them to develop the presets on the new DPS-V55 (\$550) multi-effects processor. Roger Nichols, Snuffy Walden, Joe Chiccarelli, Tom Jung, and Michael Bernard have all lent their ears and their expertise to the making of this 4-channel, 2U rack-mount device.

Two hundred presets, 200 user-editable programs, and SysEx librarian software can be downloaded from Sony's

Web site. Effects algorithms are divided into 45 types, of which 9 are 4-channel, 27 are 2-channel, and 9 are mono. There are reverbs, delays, choruses, pitch shifting, compressors, phasers, and



flangers. A Tap Tempo button allows users to set effects times and panning rate. You can search for various effects by type using a button, and you can search through individual effects using a velocity-sensitive data wheel. The effect is displayed on a 16-character, 2-line LCD. The unit's four channels can be

used in mono, as two stereo channels, or for 4-channel "surround sound."

The unit's rear panel features MIDI In and Out/Thru connectors. Each of the processor's channels features analog I/O on unbalanced, 1/4-inch connectors, with 20-bit converters. Internal processing is 52-bit. The DPS-V55 is switchable between +4 dBu and -10 dBV operating levels.

Sony rates the unit's frequency response at 20 Hz to 22 kHz (+0/-1 dB, signal-to-noise ratio at >93 dB), and distortion at <0.005% (at 1 kHz). Sony Electronics; tel. (800) 635-SONY, ext. V55; fax (201) 358-4907; e-mail bob_tamburri@mail.sel.sony.com; Web www.sony.com/proaudio.

Circle #407 on Reader Service Card


▶ **MIDIMAN SAM**

A new, compact, stereo signal converter is available from Midiman. SAM (\$399.95) converts ADAT to S/PDIF and vice versa, supporting sample rates from 39 to 51 kHz.

When converting ADAT to S/PDIF, you can send your signal through SAM's on-board mixer. For each of the eight ADAT channels, the mixer provides pan and gain knobs with 128x resolution. The mixed signal is then sent to left and right S/PDIF channels. In S/PDIF-to-ADAT mode, SAM directs the left channel to

all odd-numbered ADAT channels, and the right channel goes to all even-numbered ADAT channels. Alternatively, there are four modes for direct, one-to-one channel transfers: ADAT 1/2, 3/4, 5/6, and 7/8 to S/PDIF left/right.

SAM offers 56-bit internal processing, and 24-bit output. The unit has ADAT Optical I/O for ADAT, and RCA jacks for S/PDIF. Along with the sixteen mixer pots, SAM's petite control surface includes left and right LED clip indicators, as well as LED mode indica-



tors. Midiman; tel. (800) 969-6434 or (626) 445-2842; fax (626) 445-7564; e-mail info@midiman.net; Web www.midiman.net.

Circle #408 on Reader Service Card

▼ **DIMENSION ARC REVOLVE 100M**

Dimension Arc Software offers *Revolve 100m* (\$145), a new pattern-based MIDI sequencer for Windows. The modular sequencing system is composed of two 103 Bassline monophonic sequencing modules, the 109 Drummer

polyphonic drum sequencer, and the 183 Sequence Recorder for chaining patterns from the sequencers.

The two 103 modules each give you room for 32 patterns with 16 steps per pattern. Six assignable knobs that send Control Change messages are available on each module. (Dimension Arc plans an upgrade that will enable these knobs to be assigned to SysEx messages.) A keyboard display is included in the 103 interface, and the software can be controlled from a MIDI controller.

The 109 Drummer also lets you program up to 32 patterns with 7-note polyphony. There is a Control Change/SysEx knob for each of the seven voices in a pattern.

For chaining together your 103 and 109 sequences, the 183 module provides a tape deck-style interface and will record up to 1,000 measures with 24 ppqn resolution. All edits can be performed in real time and recorded.

Revolve 100m can import songs from Propellerheads' *ReBirth* and can convert them to MIDI. Songs can be synched to MIDI Clock through two sync ports, and sequences and songs can be saved as Standard MIDI Files. Minimum system requirements for *Revolve 100m* are a Pentium 60 with Windows 95/98; 16 MB RAM is recommended. Dimension Arc Software; tel. (604) 664-0403; fax (604) 684-3656; e-mail revolve@dimensionarc.com; Web www.dimensionarc.com.

Circle #409 on Reader Service Card



Plug in a QCard...It's a Whole New Synth



You don't have to install complicated circuit boards or download sounds from a disk to expand your Alesis synth. QCards offer hundreds of new sounds that are set up and ready to use the second you plug them in. You can also use the expansion slots to bring in your own samples or play sequences using our SoundBridge® software, included with all expandable Alesis synths.



You can hear the QCards in action on the new QCard Audio Demo CD. Pick up a free copy at your Alesis dealer, or call us and we'll send it to you. It's packed with songs created using only QCards and internal sounds from Alesis synths.

Obsolescence is ugly. When you run out of new sounds in your synthesizer, you may run out of new ideas for compositions. Worse, you may not find the inspiration you need for your best performances.

The answer: QCards™. Much more than simple program cards, QCards are powerful, innovative sound ROM expansions for compatible Alesis synthesizers.

Each card holds up to eight megabytes of completely fresh, brand new samples, allowing you to customize your synth sounds for the precise style of music you play. Plus, at a fraction of the cost of a new keyboard, QCards offer the one thing that every musician needs most: superb creative inspiration.

Think you need a whole new synth to motivate your creativity? Try a QCard instead. Plug one in at your

Authorized Alesis Dealer today.



Pick a card, any card. There's a QCard for every performance and composition style...choose from Vintage Synthesizers, Vintage Keyboards, Stereo Grand Piano, EuroDance, Sanctuary, Hip Hop, Rap, Techno Dance or Classical, with new cards being developed all the time. Plus, they're compatible with all expandable Alesis synths, including the entire QuadraSynth® family and QS Series.

To check out the QCards for yourself, see your Authorized Alesis Dealer. Or, call us at 800-5-ALESIS to get a free copy of the QCard Audio Demo CD. If you're on the net, visit the Alesis site to check out QCard audio files.

Ⓜ Alesis and QuadraSynth are registered trademarks. QCard, QS Series and SoundBridge are trademarks of Alesis Corporation.

Alesis Corporation

1633 26th Street Santa Monica CA 90404 800-5-ALESIS alesis@alesis-usa.com www.alesis.com

circle #510 on reader service card

ALESIS

STOP THE PRESSES! ▲ ▲ ▲ ▲

▶ THE EAGLE HAS LANDED

“Houston, Tranquillity Base here. The Eagle has landed.” With these words, Apollo 11 astronaut Neil Armstrong announced to the world that the first manned lunar module, Eagle, had successfully touched down on the moon’s surface. Although the impending arrival of Generalmusic’s Falcon (\$1,395) and Eagle (\$2,595) digital mixers won’t carry the historical impact of a lunar mission, they nonetheless could turn out to be of great interest to electronic musicians.

The 10-channel Falcon features six mono channels with both balanced, XLR mic/line inputs (including phantom power) and unbalanced, 1/4-inch line inputs. You also get two stereo channel strips with 1/4-inch L/R inputs. All mono-channel inputs have 20-bit, 64x oversampling converters. The stereo channels have 18-bit, 64x oversampling inputs. The mixer samples at 48 kHz (fixed).

Both pairs of L/R mix outputs (one on XLRs, one on 1/4-inch jacks) have 20-bit DACs, while the two 1/4-inch auxiliary outputs use 18-bit DACs. The headphone output is through a stereo 1/4-inch jack.

You get one stereo pair of S/PDIF (switchable to “unbalanced” AES/EBU) digital I/O, provided on RCA jacks. This gives you a total of twelve inputs and eight outputs. In addition, the Falcon can accept the LEM ADAT Extension card (price tba), which adds eight more mixer channels with Lightpipe I/O, as well as twelve effects processors.

Each channel has a 3-band, fully parametric EQ; four aux sends (two with virtual controls for routing to the internal effects); pan; and 60 mm faders. You get one motorized, assignable fader in the master section, which allows you to write automation and to check the null positions of any function.

The mixer also has up to eight configurable processors that can be used serially or in parallel and assigned as

needed to channels and outputs. These assignments are made using the Environment structure, which is similar to an effects rack inserted into a signal path. One Environment can contain a maximum of four processors, connected in serial or parallel. Processes include dynamics control (compressor, limiter, gate, de-esser); graphic and parametric EQ; aural enhancer; and 3D processing.

You get two internal effects processors; one dedicated to reverb, the other for multieffects. Signals are routed to these using the virtual Aux 3 and 4



channel sends. All parameters on the entire Falcon can be recorded in a snapshot; up to 128 snapshots can be stored in onboard memory.

The Falcon has a 128 x 64 LCD; MIDI In, Out, and Thru ports; a programmable footswitch connector; and an RS-2323 serial port for connection with a Mac or PC. The operating system resides in Flash memory and can be updated via the serial port or MIDI.

For those who need more than the Falcon can provide, Generalmusic offers the Eagle (\$2,595), which has the same operating system, automation, and other basic features as the Falcon. This bigger bird has twelve mono mic/line inputs with balanced XLRs

(with phantom power); balanced, 1/4-inch jacks; Gain controls with 30 dB pad; and 3-band, fully parametric EQ. As with the Falcon, there are two stereo channels with 4-band graphic EQ.

All input channels have four physical aux sends, which can be assigned as pre- or postfader, and two virtual aux sends that address the internal effects. You also get Pan (mono)/Balance (stereo), Peak LED, View, Cue, and Mute controls, as well as 60 mm, motorized faders.

The output section includes two sets of stereo mix outs (on XLR and 1/4-inch) and four aux outputs. These outputs are software-configurable. As with the Falcon, one stereo, digital I/O pair is provided on RCAs, which can be S/PDIF or AES/EBU. This gives you a total of eighteen inputs and ten outputs. You can cascade two Eagles or an Eagle and a Falcon together to form a larger system.

In addition to two multieffects processors for reverbs and delay-based effects, the Eagle offers 30 digital effects processors that can be inserted, four at a time, on any channel. The big bird also has a 1.44 MB floppy-disk drive for saving snapshot scenes, global machine setups, and effects libraries (reverb, delay, and dynamics processing).

The Falcon and Eagle user interfaces are designed to work like analog mixers in that all EQ, Aux, Volume, Cue, and Mute controls are physically located on the control surface. You can opt to disable automation for any control, allowing you to manually control some features while using snapshot automation for others. In addition, all parameters can be MIDI controlled via SysEx for dynamic automation from a sequencer. Generalmusic; tel. (800) 323-0280 or (630) 766-8230; fax (630) 766-8281; e-mail gmail@generalmusicus.com; Web www.generalmusic.com.

—Steve Oppenheimer

Circle #410 on Reader Service Card



We Just Put Our Top Performer on Steroids

Technology That Gives You the Competitive Edge



Introducing

Pro Tools[®] | 24 MIX and Pro Tools[®] | 24 MIXplus

Digidesign's New DSP-Fortified, 24-Bit Audio Production Systems

Pro Tools | 24 MIX: Incredible Mixing and Processing Muscle

- Up to 3 times the DSP power of Pro Tools | 24
- 64 tracks, all with a single card — amazing 24-bit fidelity, from input to output
- Integrated recording, editing, automated mixing, and mastering; world-class Plug-Ins from the best names in audio; and great-sounding new DigiRack Plug-Ins and TC MegaReverb (included for free!)

*All-new TC|Works MegaReverb bundled with every Pro Tools | 24 MIX or MIXplus system. (Limited time offer.)

Pro Tools | 24 MIXplus: Even More Massive Mixing

Double your Pro Tools | 24 MIX system's DSP power. Check out this sample Pro Tools | 24 MIXplus setup:

- 32 tracks (up to 64 possible)
- 4-band EQ and dynamics on every disk track
- 2 TC MegaReverb effects
- 10 delay-based effects
- 5 sends (1 stereo, 4 mono) on all disk tracks
- 48x32x2 mixer

All of the above at the same time!

For more information, or to schedule a free demo, call 1.800.333.2137, code. 406. To learn more about Pro Tools software capabilities, ask for a free video. Already own Pro Tools? Call about our special Pro Tools | 24 MIX exchange offers!

www.digidesign.com

www.avid.com

©1998 Digidesign, a division of Avid Technology, Inc. DigiRack, Pro Tools, Pro Tools | 24, Pro Tools | 24 MIX, Pro Tools | 24 MIXplus are trademarks or registered trademark of Digidesign or Avid Technology. All trademarks are the property of their respective holders. All features and specifications subject to change without notice.

digidesign

circle #511 on reader service card

A division of **Avid**



▶ **TC ELECTRONIC FINALIZER EXPRESS**

TC Electronic's Finalizer Express (\$1,599) is a slimmed down, less expensive version of the company's Finalizer Plus studio mastering processor. While the Finalizer Plus has more advanced features and flexibility, the Express provides numerous processes that are designed for faster, easier use. Like the Finalizer Plus, the Express employs TC's proprietary DARC3 DSP-chip technology, which yields 80 million instructions per second.

The heart of the Finalizer Express is its multiband compression and limiting functions. It has three bands, with fixed crossover points, of 24-bit digital compression and limiting. A level-normalizing function optimizes the gain structure and reduces noise.

Analog I/O is on balanced, XLR connectors. The Express features 24-bit ADCs and DACs with 24-bit internal processing. You can dither a signal down to 16- or 20-bit resolution and switch between 44.1 and 48 kHz sampling rates.

AES/EBU digital I/O is provided on an XLR connector, and you get S/PDIF I/O on both optical and RCA connectors. There are MIDI In, Out, and Thru connectors, and an input is available for use with TC's Master Fader, which lets you record fades into a digital audio sequencer. Frequency response for the unit's analog output is rated at 10 Hz to 20 kHz (+0/-0.5 dB). The analog inputs have a dynamic range rated at >106 dB (A weighted) and THD at -95 dB @ 1 kHz. TC Electronic; tel. (805) 373-1828; fax (805) 379-2648; e-mail tcus@tcelectronic.com; Web www.tcelectronic.com.

Circle #411 on Reader Service Card

▶ **FOSTEX FD-8**

Fostex has taken the ideas implemented on its FD-4 4-channel digital multitrack recorder and produced the new FD-8 (\$895). Like the 4-channel unit, the FD-8 has 16-bit A/D and D/A converters and records uncompressed, 44.1 kHz, 16-bit audio to an external SCSI hard-disk or magneto-optical drive. But the new digital multi-track also lets you record using Fostex's new Advanced Digital Audio Acoustic Coding (ADAC) compression scheme, which allows for more track time (up to 160 track minutes on a 230 MB SyQuest

EZ-Flyer disk) than in uncompressed mode. A Mastering mode lets you record up to sixteen virtual tracks.

Channels 1-6 on the FD-8's analog mixer each have a



1/4-inch line input, 3-band EQ with sweepable mid, monitor send, and pan control. Channels 7 and 8, besides providing these features, each have a bal-

anced, XLR input and TRS 1/4-inch inserts, with a 3-step trim level for gain adjustment. Each channel features two aux sends and two stereo aux returns.

The FD-8 has S/PDIF optical I/O and a 1/4-inch footswitch jack for punch-in recording. There are RCA tape returns, main outs, and monitor outs. It can slave to MTC and sync to MIDI Clock. Fostex rates the unit's dynamic range at 105 dB (mixing section) and >90 dB (recording section), frequency response at 20 Hz to 20 kHz, and THD at <0.008% (all at 44.1 kHz). Fostex Corporation of America; tel. (562) 921-1112; fax (562) 802-1964; e-mail info@fostex.com; Web www.fostex.com.

Circle #412 on Reader Service Card

▶ **CYCLING '74 M 2.5**

Back in 1987, Intelligent Music came out with the novel, interactive composition program *M*. This program has been revived and updated, and *M 2.5* (Mac; \$74) is now available from Cycling '74.

Written by David Zicarelli, who coauthored Opcode's *MAX* (with IRCAM's Miller Puckette) and several other music programs, *M 2.5* provides a variety of algorithms for turning musical fragments into complete compositions, as well as many tools for manipulating the output in real time, all controllable via MIDI. The music you produce can be saved in SMF format.

You can input melodies, chords, and rhythms as Patterns, using your comput-


er keyboard, mouse, or MIDI keyboard. Using these Patterns, you create Voices, which include settings for an array of playback variables, such as transposition, MIDI Velocity ranges, and algorithmic parameters for cyclic variations in articulation. A unique Conducting window allows you to control tempo or other variables by dragging your mouse around an onscreen grid.

The new version supports both OMS and QuickTime Musical Instruments. In the MIDI Assignment window, you can assign each of *M*'s sixteen tracks to any input device and MIDI Out channel. *M* can also exchange data with *MAX*. An Input Control System allows you to assign a variety of functions to MIDI

notes for easy, real-time control from your MIDI keyboard.



M can operate on any 680X0 Mac or PowerPC with Mac OS 7.5 or higher and 16 MB RAM. Cycling '74; tel. (415) 621-5743; e-mail info@cycling74.com; Web www.cycling74.com.

Circle #413 on Reader Service Card






There are many things



a musician can live without.




● WHAT'S NEW

▶ SOUND ACOUSTICS D/A BOX

As personal-studio owners seek to optimize the sound quality of their recordings, they usually focus first on types and use of microphones, the console, and other gear. Once aware of how equipment can affect sound, the next frontier is the tracking room itself. While some recordists may choose to build elaborate contoured walls and such to tune their rooms, many either don't have that option or simply want an acoustic treatment that they can put away at the end of the session. Sound Acoustics' D/A Box and I-Lite Box (\$175 each; two for \$299) are portable, stackable acoustic

treatments that are designed to lend pleasing reverberation characteristics to your existing space.

The D/A Box, which weighs 29 pounds and measures 3' x 3' x 8", is made from al-



ternating foam strips and 3/4-inch, oak plywood slats. The foam sections provide sound absorption, and the wood slats are positioned at an angle of eight degrees, compared with the plane of the standing box, to minimize flutter echoes and standing waves.

Also available is the I-Lite Box, which features a sheet of 1/4-inch Plexiglas set into the frame, which is the same size as the D/A Box, again at an angle of eight degrees. Sound Acoustics; tel. (630) 832-3064; e-mail sound@ezhost1.ccm.net; Web www.soundacoustics.com.

Circle #414 on Reader Service Card

▶ DIGITECH VOCALIST ACCESS

DigiTech has brought out a new vocal harmony processor and reverb unit. The Vocalist Access (\$479.95) is a 1U rack-mount unit that provides 4-part harmonies and ten types of reverb with an onboard analog mic preamp.

Backlit buttons on the front panel provide a selection of harmony levels above or below your melody (e.g., High, Low, Bass), as well as a unison option for voice doubling. Four harmony processing algorithms are available: detuning,

vocoder, chordal, and scalic. There are 50 preset harmony and doubling programs.

MIDI ports on the back enable you to harmonize with your MIDI keyboard or Standard MIDI Files, and they also allow you to use MIDI continuous controllers for harmony parameters.

Vocalist Access provides both a balanced, XLR input and an unbalanced, -10 dBu, 1/4-inch input; left/mono and right out-

puts are on 1/4-inch, unbalanced connectors at -10 dBu. The frequency response is rated at 20 Hz to 20 kHz, signal-to-noise at >92 dB (A weighted), and THD at <0.04%. The unit has 16-bit sigma-delta ADCs and DACs and a 48 kHz sample rate. DigiTech; tel. (801) 566-8800; fax (801) 566-7005; e-mail customer@digitech.com; Web www.digitech.com.

Circle #415 on Reader Service Card



▼ KORG N1R

Korg has added to its family of A1² synths by rolling out the N1R synth module (\$850), a 1U rack-mount version of its N1 synth. The N1R is 64-note polyphonic and 32-part multitimbral (when using the PCI/F computer port) with GM, GS, and XG sound-map support for optimal integration into a desktop music system. It packs 563 multisamples and 304 drum samples into 18 MB of PCM ROM, including samples drawn from Korg's M1, 01/W, Trinity, and SGproX keyboards. The module features 1,269 programs and 402 combinations, and

users can store 100 of each. More than 1,700 sounds are available as programs, combinations, and drum kits.

Two independent stereo effects processors offer 48 types of effects, including resonant filter, chorus, delay, and rotary-speaker emulation. The N1R also features a 16-part Performance mode for access to layers and splits, as well as polyphonic portamento and other performance functions.

The front panel sports four dedicated knobs that control attack time, release time, filter cutoff, and effects parameters, as well as up to four user-assignable

parameters for real-time adjustments in Performance mode. These settings can be stored as one of 32 Performances, enabling the user to save custom sound combinations. An onboard arpeggiator provides twenty preset patterns with editable parameters, and it can sync to a sequencer.

The 144 x 40-pixel backlit LCD displays most editing and performance information as icons. In Master mode, the user can program display colors to respond to GM, GS, or XG messages. Connectors include 1/4-inch, L/R stereo outs; two 1/4-inch aux outs; MIDI In, Out, and Thru; and a 1/4-inch headphone output. A serial port allows connection to a Mac or PC (cable not included). Korg USA, Inc.; tel. (800) 645-3188 or (516) 333-9100; fax (516) 333-9108; e-mail product_support@korgusa.com; Web www.korg.com.

Circle #416 on Reader Service Card





This isn't one of them.

NEW FEATURES

- 2 built-in, world-class stereo multi-effect processors with over 300 effects, including COSM-based mic modeling and guitar preamps
- Simultaneous recording on 8 tracks*
- CD recording and archive feature for "first note to final CD" full production capability**
- Slanted backlit display and luminous buttons for low light operation
- 128 virtual tracks allow you to record solo after solo on the same track
- EZ Routing mixer set-up system and automatic configuration makes recording a breeze
- 8 inputs: 6 balanced analog TRS and 2 digital
- 8 outputs: 4 analog and 4 digital
- 16-channel integrated digital mixer with full dynamic automation

*Number of simultaneous recording tracks is dependent on speed of hard drive and recording mode used.

**With optional VS-CBR recording package.

Introducing the VS-880EX, the latest addition to the acclaimed VS family and the powerful successor to the legendary VS-880 – the world's most popular digital workstation. The VS-880EX takes you to the next level with an array of powerful new features and capabilities that'll make you wonder how you ever lived without them. The VS-880EX. The EX stands for essential.

Call (800) 366-7575, ext. 586 for your VS-880EX Demo Video (\$5.00)

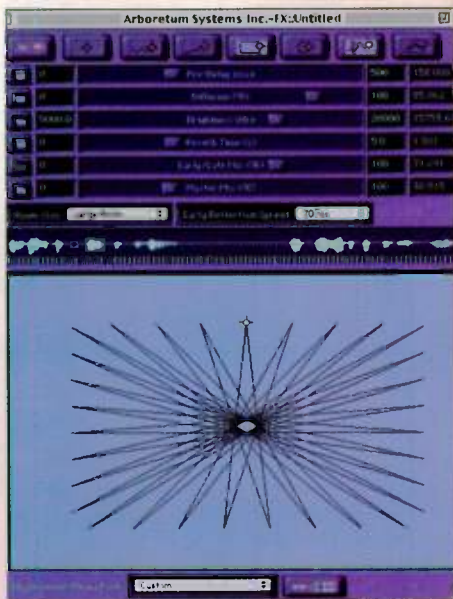
www.rolandus.com Fax-Back Information: (323) 685-5141, ext. 271 (Doc. #10305)

Roland Corporation U.S., 7200 Dominion Circle, Los Angeles, CA 90040, (323) 685-5141

Roland Canada Music Ltd., 5480 Parkwood Way, Richmond, B.C. V6V 2M4, (604) 270-6626

 **Roland**
**VS-880EX Digital
Studio Workstation**

REV UP ▲ ▲ ▲ ▲



▲ ARBORETUM

Arboretum's *Hyperprism 2* (Mac; \$249), the newest stand-alone version of the company's flagship product, adds an analog-style vocoder and Arboretum's new Hyperverb reverb algorithm for a total of 36 real-time effects. The 26-band vocoder, which works with AIFF and SDII files, can be used with two sound files, one file and a live signal, or two live signals. Also new to the program is the Z-Morph effect, which is similar to the vocoder but has filters whose frequency can be changed over time, creating a sound much like a talk box.

The ability to alter a live signal in real time, without the need to create or read a file or use your computer's hard drive in any other way, is made possible by *Hyperprism 2*'s inclusion of the company's HyperEngine, the framework within which *Hyperprism* effects run. HyperEngine, which uses 32-bit internal processing, comes with drivers for Sound Manager, Korg's 1212 I/O card, and Digidesign's Audiomedia II and III cards.

Also included with the program are compressors, ring modulators, flangers, chorus, tremolo, parametric EQ, and more. The number of simultaneous real-

time effects is dependent on your computer's processor speed.

The program requires a 120 MHz Power Mac (200 MHz recommended), Mac OS 7.6 or later, and 16 MB RAM. Arboretum Systems; tel. (650) 738-4750; fax (650) 738-5699; e-mail sales@arboretum.com; Web www.arboretum.com.

Circle #417 on Reader Service Card

SONIC FOUNDRY

A new upgrade is available from Sonic Foundry for the *Sound Forge* audio editor (Win \$499). Version 4.5 includes all the music and multimedia production and sound-design features as the last version—including an array of built-in processors and effects,

DirectX support, and video syncing—with several additions.

Two plug-ins that had been sold separately are now bundled with *Sound Forge*. These are the Batch Converter, which can process and convert thousands of files at once, and the Spectrum Analysis plug-in, which is a tool for interpretation and real-time, graphic display of waveform characteristics.

A new set of loop-editing tools has been added, featuring support for Sonic Foundry's *ACID*. For enhanced Internet authoring capability, *Sound Forge* now supports NetShow 3.0 and RealAudio/Video 5.0 audio streaming.

Sound Forge 4.5 requires a PC with Windows NT, 95, or 98; a minimum of 16 MB RAM is recommended. Sonic Foundry; tel. (800) 577-6642 or (608) 256-3133; fax (608) 256-7300; e-mail sales@sonicfoundry.com; Web www.sonicfoundry.com.

Circle #418 on Reader Service Card

▶ SEER SYSTEMS

Responding to feedback from users, Seer Systems has introduced version 1.5 of its *Reality* software synthesizer (Windows; \$495). *Reality* is 128-note

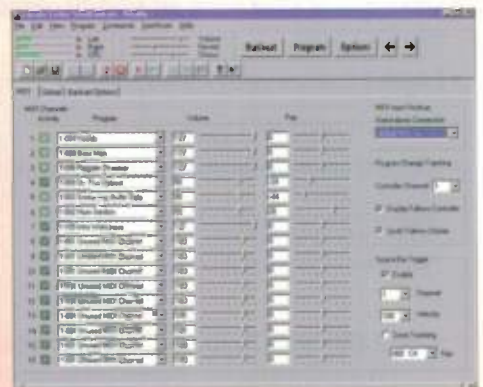
polyphonic and employs several synthesis techniques, including physical modeling, FM, analog, and samples. The previous version only supported Creative Labs Sound Blaster cards; *Reality 1.5* supports any Direct Sound-compatible sound card or motherboard.

Seer has beefed up the sonic selections with a new set of multisampled instruments and several new or improved algorithms. In addition, sample access has mushroomed because *Reality* now supports SoundFonts, and the new package includes a shareware version of FMJ Software's *Awave*, which converts more than 140 different sampler formats (e.g., Kurzweil, Roland, and Ensoniq) to SoundFonts. Several other shareware demos, including the *Seq-303* simulated-analog sequencer and the *ArpX8* 8-layer arpeggiator, both from TechnoToys, are also bundled with *Reality 1.5*.

With Seer's own *SeerMusic* plug-in now part of the package, you can post your audio files on your Web site. They can then be downloaded in real time, without compression or a high-speed modem, using Seer's own streaming technology.

Several refinements to the synth's interface and MIDI controls round out the program's new features. *Reality 1.5* requires a Pentium 133 running Windows 95, with at least 40 MB RAM. Seer Systems; tel. (650) 947-1915; fax (650) 947-1925; Web www.seersystems.com.

Circle #419 on Reader Service Card





THE NEW YAMAHA MSP5 BI-AMP SPEAKERS
WILL, LITERALLY, BLOW YOU AWAY!

The **jet stream** that shoots from the MSP5's vents tells you these speakers are powerful. The sound they project is nothing short of astonishing. And the \$599 MSRP price per pair ices it—you ABSOLUTELY MUST get these speakers.

Inside the magnetically-shielded enclosures, smooth Waveguide horns and dual amplifiers—one 27W for the tweeter and one 40W for the woofer—create natural, distortion-free sound from 50 Hz to 40 kHz. You get more headroom and dynamic range than any other speaker in this price range, making the MSP5 perfect for monitoring or post-production. And, with a 4-position low frequency EQ switch and 3-position high frequency EQ switch, you can tailor the MSP5 output to your own environment.



The Yamaha MSP5. No other speaker can hold a candle to it. So, get to your nearest Yamaha Pro Audio dealer and prepare to be blown away!

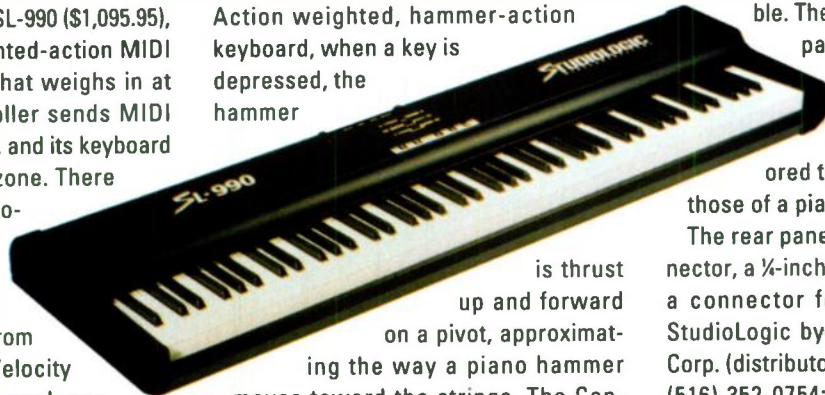


● WHAT'S NEW

▶ **FATAR SL-990**

Fatar's StudioLogic SL-990 (\$1,095.95), is an 88-key, weighted-action MIDI master keyboard that weighs in at 44 pounds. The controller sends MIDI messages on channel 1, and its keyboard is mapped as a single zone. There are Bank Select and Program buttons on the front panel, and a Velocity Curve button allows users to choose from among eight Note On Velocity curves (which apply envelopes that shape the keyboard's Velocity response).

With Fatar's Contoured Strike Force Action weighted, hammer-action keyboard, when a key is depressed, the hammer



is thrust up and forward on a pivot, approximating the way a piano hammer moves toward the strings. The Contoured Strike Force hammers are slightly heavier in the bass keys than in the

middle octaves and are lighter in the treble. The design mimics the comparative weight and feel of a piano's lowest and highest keys. The instrument's keys are colored to more closely resemble those of a piano keyboard.

The rear panel sports a MIDI Out connector, a 1/4-inch sustain-pedal input, and a connector for the 9 VDC adapter. StudioLogic by Fatar/Music Industries Corp. (distributor); tel. (516) 352-4110; fax (516) 352-0754; e-mail fatar@aol.com; Web www.musicindustries.com.


Circle #420 on Reader Service Card

▶ **GADGET LABS WAVE/8 • 24**

Gadget Labs is offering PC-based musicians a new 24-bit, multichannel audio I/O solution, the Wave/8•24 (\$499). The system consists of a full-size PCI card; drivers for Windows 95/98, Windows NT, and ASIO; and an 8-channel audio patch bay/interface. The hardware can be used with any software that supports the Microsoft WAVE device-programming standard.

The patch bay's front panel mounts eight balanced/unbalanced, 1/4-inch inputs and eight balanced/unbalanced, 1/4-inch outputs, which can operate at -10 dBv or +4 dBu levels (software switchable). Alternative, balanced, XLR inputs and outputs

are provided for channels 1 and 2. All analog inputs and outputs use 24-bit, 128x oversampling converters. The system supports 11.025, 16, 22.05, 24, 32, 44.1,



and 48 kHz sampling rates. An optional S/PDIF card (\$129) adds 24-bit digital I/O on RCA connectors.

Up to three Wave/8•24 systems can be combined for up to 24 channels of audio I/O. Rather than having onboard DSP chips, the Wave/8•24 utilizes MMX technology, so it requires an MMX-capable, 166 MHz or faster, Pentium (or equivalent) CPU. The system also includes MIDI In and Out ports.

Frequency response is rated at 10 Hz to 20 kHz (±0.1 dB), dynamic range of the A/D converters at 105 dB (A weighted), and dynamic range of the D/A converters at 106 dB (A weighted). Gadget Labs; tel. (503) 827-7371; fax (404) 685-0922; e-mail

info@gadgetlabs.com; Web www.gadgetlabs.com.

Circle #421 on Reader Service Card

▶ **FOSTEX CR200**

Want to take your cassette 4-track demo and burn CDs for your band-mates? Would you like to be able to use the same device to prepare a CD submaster from a DAT machine or hard drive? With Fostex's new CR200 CD-R recorder (\$2,195), you can take audio material from virtually any medium and burn a Red Book CD, complete with track IDs.

There are two manual and three Digital Synchro Recording modes. The digital modes arm the CR200 for synchronous recording from a S/PDIF-equipped DAT machine. A front-panel key allows you to record track IDs on the fly. There is a digital fader function

for performing linear fade-ins and fade-outs during recording. Any sample rate from 32 to 48 kHz can be converted to 44.1 kHz.

Rear-panel DIP switches allow users to select from a variety of copy-protection codes. One code lets you make unlimited copies, the second allows for one copy, and the third prohibits all CD copying. An 8-pin parallel port allows for use with a remote control (not included). AES/EBU input is on an XLR connector, and analog input is on balanced, XLR connectors for +4 dBu

signals and unbalanced, RCA connectors for -10 dBV signals. Twenty-bit, non-linear A/D converters are used for the analog source signals. Fostex Corporation of America; tel. (562) 921-1112; fax (562) 802-1964; e-mail info@fostex.com; Web www.fostex.com.

Circle #422 on Reader Service Card





or



Pinnacle Project Studio—no other product does it all. For about the price of a four-track tape recorder, you can transform your Windows PC into a complete digital studio with over 1,000 tracks of MIDI and digital audio, dual Kurzweil synthesizers, a Kurzweil sampler, two FX processors and S/PDIF digital I/O.

The alternative? Spend thousands of dollars on outboard gear and processors, string them together with noisy cords and *try* to make it all work together.

The best part is, you can get started immediately—everything's included: a complete suite of recording/production software centered around Voyetra's award-winning Digital Orchestrator Pro, Turtle Beach's Multisound Pinnacle sound card, cables and connectors, an instructional video tape and more! At a suggested retail price of 599⁰⁰, the Pinnacle Project Studio is the most affordable recording solution available. Call today, and begin recording tomorrow!



**Turtle
Beach™**

Turtle Beach Systems • 5 Odell Plaza • Yonkers, NY 10701-1406 circle #514 on reader service card

*1998 Voyetra Technologies Inc. Pinnacle Project Studio and Digital Orchestrator Pro are trademarks of Voyetra Technologies, Inc. Kurzweil is a trademark of Young Chang Akai Co. Ltd. Pricing and specifications are subject to change without notice. Turtle Beach Systems is a division of Voyetra Technologies Inc. 914/966-1600 • Fax 914/966-1102

www.tbbeach.com • 1-800-233-9377



PRO FILE

Eighty Miles High *Inclement Weather is cool and casual.*

By Rick Weldon

Eighty Mile Beach, named for an isolated stretch of Australian coast, makes music that embraces a broad range of textures and styles. The band is made up of Beth Custer, a longtime Bay Area artist who holds a master's degree in clarinet performance, and Christian Jones, an engineer at San Francisco's Mobius Music. On their debut album, *Inclement Weather*, the pair evidence a strong compositional sensibility, with Custer singing and playing clarinets, trumpet, and piano, and Jones in charge of drum programming, turntables, guitars, samples, and bass. Numerous Bay Area stalwarts also lend their talents to EMB's breezy, electronics-laden mix of funky jazz and hypnotic balladry.

The album's tracks were recorded at Mobius and in the home of Patti Clemens, using Clemens's Mackie 24•8 mixer and some borrowed ADATs. For "There Are No Right Angles Found in Nature," Custer close-miked her clarinet with an AKG C 414 in order to capture the sound of the instrument's key clicks as she played. At mixdown, she gave the instrument more bite by run-

ning the track through the "Metal Guitar" effect on a Boss SE-70.

Sequencing drum patches from an Ensoniq ASR-10 into Passport's *MasterTracks Pro* and Opcode's *Studio Vision Pro*, Jones often layered multiple loops and sequences, giving many tracks a shifting, propulsive feel. "Usually, rather than step-record, I play the drums into the ASR-10 so the track has some feel to it. Later, I can arrange the parts however I want in the sequencer."

On the aptly named "5 Loop 7," the syncopated drums play a loop consisting of three bars of 5/4 followed by one of 7/4. The inspiration for the song, to a degree, was ZZ Top's "La Grange." "We were trying to make a dirty, southern-rock kind of song," says Jones. "But we also thought it would be cool to program something in an odd meter, so we said, 'Well, how about a bar of seven in there?' We started to program it that way, and it worked."

The wonderfully thick, atonal sound of an instrument called the Crawdad further distinguishes the odd-meter boogie. Invented by Mobius owner

Oliver DiCicco, who builds instruments as musical sculpture, the Crawdad comprises a cylindrical wood resonating chamber with two graphite rods rising from the front and two pedals at the bottom. To play the Crawdad, you pluck the rods with your hands, causing them to rattle against the sound board. This produces a sustained, guttural sound, the pitch of which can be altered by pushing on the pedals with your feet.

Other less-than-orthodox sounds appear on the song "Afterlude." "Talk about a geeky tech story," laughs Jones. "There was this old, messed-up organ sitting out in the hallway of our rehearsal space. The thing sounded awful. I banged on it one day and it made this really weird sound. It had an output, so we took a cable and ran the banging sound through a wah and a ProCo Rat distortion pedal. Then we ran that through an amp, miked and sampled it, and used it on 'Afterlude.'"

"If we're going to use a sample," Jones continues, "we really tweak it out, to make the sound as original as possible. Beyond that, we like to juxtapose textures and put in a lot of ear candy. But I've got to keep myself in check with the samples because, ultimately, it's the song structures and Beth's vocals that are most important."

For information, contact Om Records; tel. (415) 575-1800; fax (415) 575-1807; Web www.om-records.com. ●



Christian Jones and Beth Custer laughing.

The songwriter/composer's dreams have just come true. Large power. Less space. All the lush sounds of EMU®. Twice the polyphony of the competition – 128 voices! And much more. So, go for it!

PLAY LARGE

with the all **new**

PROTEUS 2000

Play large with up to 128 MB of sounds, using Proteus® 2000's four 32 MB ROM slots. With the included 32 MB Composer sound-set, you get a colossal 1024 presets, 512 user-preset locations, and the room to grow to a massive 128 MB of ROM! All the sounds you need for your full orchestral score or your next hip-hop groove.

Tame this massive number of presets with SoundNavigator; instant access to every sound you need. Exploit all 32 ultra-fast response MIDI channels to get tight-tight grooves and near limitless sequencing with the Proteus 2000's 32-bit processor. Instantly save and recall your Multimode setups, so all 32 channels of your preset, volume, and

panning data is one click away. Use 12 real-time controls (three banks, four knobs) to tweak your sounds instantly without touching the edit buttons.

And there's much more... digital output and dual 24-bit FX processors. Deadly EMU filters. Downloadable operating system and presets so you can conveniently take advantage of further EMU innovation. Never before has there been so much power in a single rack space sound module. Proteus 2000 allows you to take advantage of all the latest sounds, technology, and features EMU has to offer, so play on and PLAY LARGE with the Proteus 2000 sound module – the millennium won't wait.

128-Voice Polyphony – for creating lush sequences and massive layers without dropping a note.

Expandable – up to 128 MB of ROM presets in four 32 MB slots and comes off the shelf with the 32 MB Composer ROM installed – that's an incredible 1024 presets on board out of the box.

SoundNavigator – puts all your pianos in one room by giving you immediate access by bank, instrument category, or preset name to every sound in the box.

Roll Your Own – Coming soon, create your own Sound-Sets using EMU's newest authoring tools for unlimited sound capabilities - vocals, drum loops, effects, string quartets, and your old synths all integrated into your Proteus 2000...

For more information, visit our website at: www.emu.com



© 1999 E-MU SYSTEMS, INC.
All trademarks, EMU®, PROTEUS®, the EMU PROTEUS logo and Proteus® are trademarks registered and licensed by E-MU SYSTEMS, INC. and registered in the United States, as indicated by ®, and its countries. All other trademarks are property of their respective owners. E-MU and PROTEUS are wholly-owned subsidiaries of Creative Technologies, Ltd.

East Coast Office
155 Great Valley Parkway
PO Box 4015
Malvern, PA 19355-0735
(610) 647-3930

West Coast Office
1800 Green Hills Road
PO Box 664015
Scotts Valley, CA 95067-0015
(831) 438-1921

E-MU SYSTEMS

circle #515 on reader service card
World Radio History

DIY OS

Linux means freedom for computer musicians.

By Scott Wilkinson

Most computer users love to hate Microsoft. Of course, it develops lots of helpful software that's used throughout the world. However, its proprietary grip on the source code for that software, especially its Windows operating systems, makes it impossible for anyone who is not employed by the company to fix bugs or adapt the code for their own purposes. They must wait for the company to release updates that might or might not address their specific concerns.

Of course, most software companies follow the same basic approach for software development and distribution. However, a growing movement within the information-technology community is taking an opposing view. This movement asserts that software should be free in two respects: it should cost end users nothing to obtain, and they should have free access to the source code in order to fix bugs and adapt it.

One centerpiece of this movement is Linux, a clone of the Unix operating system. Originally developed by Linus Torvalds in Finland, Linux is free to anyone. In addition, the C source code is also freely available. (Several companies assemble a CD-ROM with the kernel and various utilities and sell it for a nominal fee, which allows them to offer technical support, but you can download it for free from the Linux Web site at www.linux.org.) Users who find a bug or want to add a new

feature can implement and share their idea with anyone who is interested. As a result of this ongoing, free-for-all development, there are always two versions of the Linux kernel: a stable version and a development version.

No official organization coordinates these unbridled development efforts, but such an anarchical approach requires someone to screen bug fixes, additions, etc. Coordinators include Torvalds and Alan Cox in England, who is in charge of updates to the stable version. He collects bug fixes, verifies that they work, and releases a new version of the stable kernel. Others maintain different aspects of development.

This concept is sometimes called *open source* (www.opensource.org). Interestingly, Netscape recently joined the open-source community and released the source code for *Communicator 5.0*, including a version for Linux. In addition, Corel has contributed significantly to the Linux kernel and compiler, and the company is rumored to be talking about releasing all of its software as open source, including *WordPerfect Suite*.

The Linux kernel, available for PowerPC, 680x0, 80x86, and many other hardware platforms, includes support for audio devices, and there are several audio drivers to choose from. Even better, numerous audio applications are available, including synths, audio editors, MIDI software, hard-disk recorders, music notation, and DSP software. In addition, many music and audio

applications developed for Silicon Graphics machines are now being ported to Linux (see Fig. 1).

In addition to being free of cost and restriction, the stable version of Linux is exactly that: stable. Some Linux systems have up times of more than three years. In addition, Linux multitasks much better than the Mac or Windows, which means you can start an audio batch-processing job and then do something else without worrying that the system will slow to a crawl.

As the open-source movement grows, more software of increasing quality will become available. Electronic musicians are bound to benefit greatly from the work of millions of fingers on millions of computer keyboards around the world. And for those who aren't afraid to get their hands dirty in the code, it's hacker's heaven.

Thanks to Russell Pickett (emerson@hayseed.net) and Dave Phillips (www.bright.net/~dlphilp/linux_soundapps.html) for their help with this article. ☺

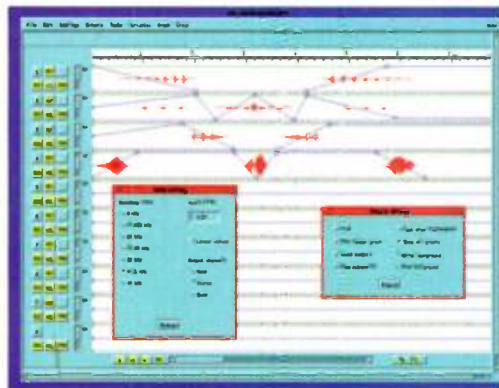


FIG. 1: *Mix* is one of several audio applications that have been ported from SGI to Linux.

COURTESY DAVE PHILLIPS AND LINUX JOURNAL

COOL EDIT PRO

The complete multitrack
recording studio for Windows™

BUY
SOMETHING
REALLY
COOL!

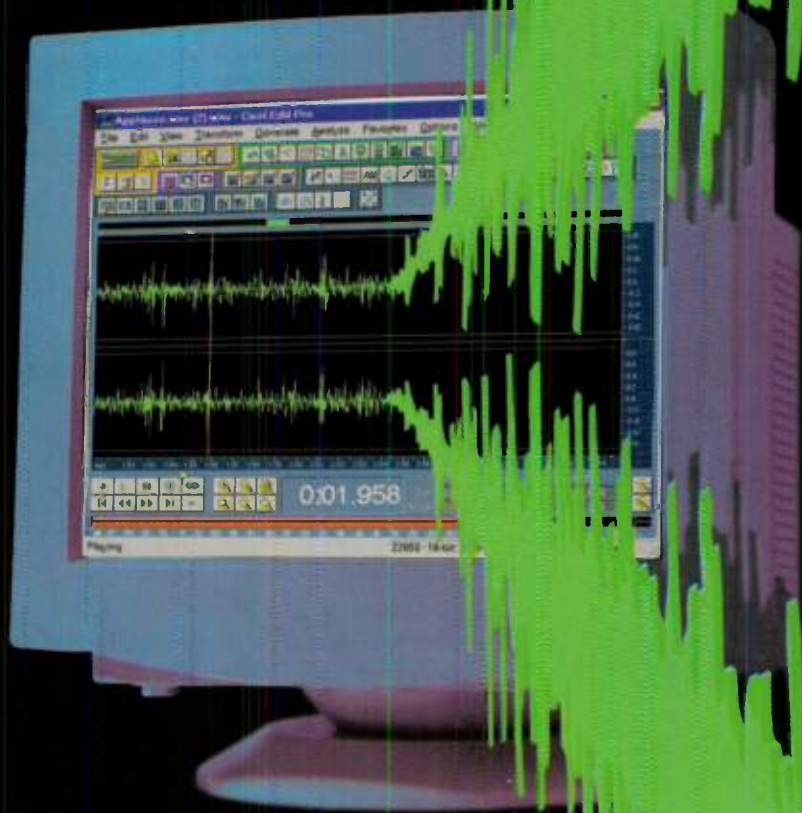
- Sixty-four tracks
- Thirty-three DSP effects
- Under \$400

"Cool Edit provides all the tools - right out of the box - to get you from start to finish on most multitrack recording projects."
- Electronic Musician, August 1998

"Cool Edit Pro... continues to maintain Cool Edit's excellent price/performance ratio, and adds a few new twists."
- EQ, October 1998

"...this exceptional product is perfect for professionals in the music, broadcast, and multimedia development industries."
- ZD Net, May 1998

Look for Cool Edit Pro
at your local music or
computer store.



Check out our downloadable demo at:
<http://www.syntrillium.com>

circle #516 on reader service card



Syntrillium
SOFTWARE CORPORATION
World Radio History

PO Box 62255
Phoenix, AZ 85082-2255 USA
cepro@syntrillium.com
1-602-941-4327
1-602-941-8170 (fax)
1-888-941-7100 (US & Canada toll-free sales)

Art or Theft?

By Paul Myers

SAMPLING OPINIONS ON COPYRIGHT

The debate over intellectual property ownership is not a new one. Artists have always borrowed from other artists, and there has long been a fine, if somewhat blurry, line between influence and plagiarism. Jazz soloists frequently "quote" other artists' melodies within their solos. Decades before the digital age, incorporating others' licks and riffs into one's own material was considered essential to the journeyman blues player's trade. Sometimes, an influence or a quotation becomes plagiarism in the eyes of the law. Certainly, Led Zeppelin learned an expensive lesson when Willie Dixon successfully sued them over "Whole Lotta Love" and its striking similarity to Dixon's "You Need Love."

In more recent years, the digital sampler has become as ubiquitous in popular music as the electric guitar was in the '60s, from Vanil-

la Ice's 1990 hit "Ice Ice Baby," which borrowed heavily from the David Bowie and Queen song "Under Pressure," to James Brown's frequent virtual appearances with Public Enemy, Janet Jackson's recent "digital duet" with Joni Mitchell on "Got 'Til It's Gone," and Puff Daddy's use of Bowie's "Let's Dance" in "Bad Boys."

In the early days of sampling, publishing companies were slow to understand both the legalities and the process of sampling, if they were aware of it at all. Nowadays, thanks to some high-profile lawsuits, most musicians are at least vaguely aware of basic copyright rules. The common sense and legally safe approach is clear, as in "clear all your samples." Even so, there's still plenty of confusion about what is fair use and what is not.

A forum on
sampling and the
legal definitions
of "fair use."

Illustration by Barry Fitzgerald



The compressor that forgives,

50 factory presets, 50 user programmable presets

OverEasy® with VariKnee™ or hard knee thresholds

Wide ranging gain control allows for +4/10 operation

3-step analog input and output metering

Dual mono or true stereo linked operation

Digital input and output meters measure internal digital processing levels

Hybrid display technology. Combines the best of graphics, character and icon based displays



Ultra wide dynamic range 24-bit A/D and D/A converters with TSE™ Tape Saturation Emulation on board

TYPE IV™ output available when equipped with digital output option


Optional AES/EBU or S/PDIF output for assured compatibility and flexibility. 48 / 44.1 kHz output

Digital meters show both peak and average levels

High resolution gain reduction metering

Build your own presets using your favorite building blocks

Change programs, parameters, and bypass via midi controllers

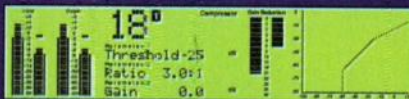


Gate




Start with the gate. Set parameters for threshold, ratio, attack, hold, release, and output gain. See the effect of your settings on the graphical display, as well as on the gain reduction and audio level meters; they all interact in real time with your manipulation of the parameters. Start with a threshold setting of about -60dB to clean off the noise in between the vocal takes. You can save your final gate settings as a "gate preset" building block and recall it into any other setup you do.

Compressor



Then move to the compressor. The effects of the gate settings are still visible on the graphic display, so let that help you determine where to set your compressor threshold. The parameters you change here will also affect the curve on the graphical display in real time. Move through all the regular parameters, like threshold, ratio, attack, release, and output gain. For vocals use a threshold of about -25dB, a ratio of about 3:1 or 4:1, and a slow attack and fast release for the most natural sounding effect. Your compressor settings can also be saved off as a building block to be called up into any other preset.

Limiter



On to the limiter. Changes you make to the limiter settings are also seen on the graphical display. Adjust the level up or down to suit your needs. The flat top line of the display moves up and down as you adjust the level. You can also set the speed at which the limiter lets go of the signal as it goes below the threshold. This is truly smooth limiting, with patented dbx PeakPlus™ algorithms, so rest assured that where ever you set your threshold level, your tape will not distort, and your signal will not get butchered as it goes across the threshold. And like the other parts of the processor, your limiter settings can be named and saved for later recall.



but never forgets...

All the classic dbx trademark sounds in gating, compression, limiting, de-essing, and sidechain EQ.

Compression controls: threshold, ratio, gain, OverEasy®, auto, attack, hold, and release

Variable Transient Capture Mode™.

Hi-res graph shows composite output vs input plot of audio signal

Gate controls: threshold, ratio, attack, hold, release

Ultra-smooth continuous Auto mode.

Limiting from -60dB to 0dB, with gain, attack and release.



Precision control over every parameter

De-ess from 800Hz to 8kHz, vary the amount.

Utilities: sample rate, A/D input and output, Midi functions, SysEx functions.

XLR and 1/4" balanced ins and outs.


Sidechain functions for advanced filtering applications. Sidechain monitor included

EQ offers 20Hz to 20kHz, Q, ±12dB, and SC Monitor.

Midi bypassable via midi program changes

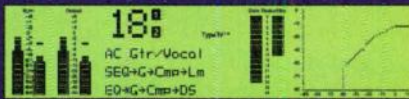


De-esser



De-essing works the same way: see the effects of your settings displayed on the graph. Parameters here are the common ones: threshold in frequency, 800Hz to 8kHz, and amount in percent. Other available processing includes EQ - both in-path and sidechain, for special-effect types of processing. When you are editing any of the building blocks, its icon is visible on the display, and the parameters are shown on the graph, so it's always easy to know where you are. Parameters are easy to see in this page driven operating system. When it's as complex as this, it's nice to know somebody was thinking when it was put together.

and More



You can also work in stereo, or set up a completely different and independent processing chain for the other channel. Also, notice that the audio meters are capable of showing both peak and average levels for input and output. Optional digital output with the TYPE IV™ Conversion System with TSE™ (Tape Saturation Emulation) provides up to 24-bit output in either AES/EBU or SPDIF formats with the trademark digital processing of TYPE IV™. The DDP also has full MIDI Automation capability, with separate midi in and thru jacks. Entire processing setups may also be saved into one of 50 user defined presets, or use one of the 50 factory setups.

dbx digital

IT FORGIVES

• New dbx technology, the TYPE IV™ Conversion System with TSE (tm) (Tape Saturation Emulation) gives you the pleasant overload characteristics of analog tape without the harsh distortion of most digital input systems. No more dancing around with the input levels to protect the integrity of your audio.

• Ultra-wide dynamic range 24 bit A to D converters with TYPE IV™ make your signal sound better than you ever thought possible. Capturing the full dynamic range of your analog signal and coupling it with the powerful dynamic range of this patent-pending dbx process, TYPE IV™ will make your digital signal sound like it came from the quietest high-quality analog source you could imagine.

• With the extensive metering of the DDP, you can see EXACTLY what is going on with ALL parts of your signal: input, internal processing, and output, with peak and VU, as well as gain reduction for both sides of the stereo image.

• And speaking of stereo, you can work in stereo with dbx's True RMS Power Summing™ for phase-coherent tracking, or in dual mono mode, without the two channels interacting at all, making the DDP a great processing value.

IT NEVER FORGETS

• The DDP works right out of the box. It comes with 50 factory setups that are guaranteed to knock your socks off. There are presets for every application you can think of, and then some. dbx engineers are musicians and recording engineers. We know what a compressor is supposed to sound like, and we know it better than anyone else. We invented compression. We eat, sleep and breath compression.

• Want to duplicate that perfect compressor set-up? Each processor in the chain has all the parameters you would expect. After you set the parameters the way you want them, save it as a processor preset, available to be recalled any time. These building blocks allow you to save entire setups just for the way you like to work. It doesn't matter that you are doing a live gig one night, then mixing the tracks in the studio the next night, the DDP will be there, just the way you left it.

• When you save a preset, you also save the information that makes it work behind the scenes, too. Digital output (optional), sample rate performance, MIDI setup, as well as any of the other utilities, like sidechain setup and monitor, EQ settings, and SysEx functions.

• When you make changes to any parameter, you can see where your adjustments are affecting the signal, simply by looking at the Hi-Res graphical display, which shows the processing curve in real time as you make your adjustments.

Check out the DDP at your local pro audio outfitter, and experience DIGITAL performance you'll never forget.

dbx Professional Products • 8760 South Sandy Parkway
Sandy UT 84070 • Phone (801) 568-7660 • Fax (801) 568-7662
email: customer@dbxpro.com • URL: <http://www.dbxpro.com>

A Harman International Company
circle #517 on reader service card
World Radio History

dbx
PROFESSIONAL PRODUCTS



DAWN OF THE SAMPLE

Any history of found sounds would have to mention *musique concrète*, the term given by French composers Pierre Schaeffer and Pierre Henry in the late 1940s for their compositions made largely from edited and rearranged tape recordings. Although their work bears little resemblance to today's popular sample-based music, Schaeffer and Henry definitely influenced notable sound sculptors such as Karlheinz Stockhausen, Negativland, and John Oswald. And, of course, tape loops were employed by the Beatles on "Tomorrow Never Knows" and "Revolution No. 9."

In case you missed it (and where the

heck were you, anyway?), it was the emergence of hip-hop culture—especially its use of scratching—that introduced the notion of the record player as a musical instrument and recordings as raw materials to be dropped in by a DJ behind a rapping MC. As these crews developed their technical prowess using nothing more than "two turntables and a microphone," custom-pressed 12-inch dance records emerged that were built entirely from bits of sound nicked from existing recordings. Often issued with a plain, white label and mainly circulated among DJs, these singles were a phenomenon that most copyright professionals had never even heard of, let alone knew how to license. But when the Sugar Hill Gang's "Rapper's Delight" (essentially Chic's "Good Times" with added dialog) crossed over to the pop charts in 1979, this style of music began to make a good deal of money. And if there's one truth in the music business, it's that people always take

notice when there's money involved.


The beginning of the '90s saw the digital sampler become affordable to more musicians. Now, sampling is everywhere, and the genre boasts true virtuosos like DJ Shadow, Prodigy, and the Dust Brothers, whose groundbreaking work with the Beastie Boys on *Paul's Boutique* presaged still more innovative work, such as Beck's *Odelay*. Thanks to these artists and others like them, samples and loops are everywhere; and although many publishers will admit that it's not quite the same as bootlegging, most view uncleared samples as theft or infringement of copyright.

ALL CLEAR

One thing many musicians find confusing is that there are *two* copyrights to clear for every sample they use. The sample must be cleared with the owner of the copyright of the composition (a publishing company) *and* the owner of the copyright of the master (a record company). For example, when you buy an album, it's yours to listen to, use as a frisbee, or wear as jewelry. You do not, however, own the rights to the songs or compositions on that disc, and you do not own the rights to the original sounds encoded on that disc. Record companies pay licenses and artist advances in exchange for the exclusive right to manufacture—and profit from the sale of—copies of the original sound recordings of the artists they release on their labels.

Ask musicians if they clear all their samples, though, and many will admit that only the big-name samples (i.e., those recognizable ones that come with lawyers attached) get the clearances. That's a reasonably safe game to play, but let the sampler beware. With the exception of certain specific circumstances, any copyrighted recorded sound superimposed onto your original recording without the appropriate license is considered an infringement of that copyright.

David A. Basskin, general manager of CMRRA, Ltd., a Canadian mechanical rights licensing agency based in Toronto, has seen many misconceptions from musicians, producers, and record labels alike. "People think there's this magic number of notes you can take before it's considered infringement," he explains. A frequent panelist and guest speaker at copyright conferences and artist forums around the world,



ROSS HARRIS

The Dust Brothers, Mike Simpson (left) and John King (right), have cultivated a production style that is heavily influenced by the use of samples. King says that the duo makes it standard practice to include clauses about sample clearances in every contract.

cakewalk

Pro Audio™

**24^{-bit}
/
96 kHz**

00:06:20 00:00:07:10 00:00:08:10 00:00:09:10 00:00:09:10 00:00:09:10 00:00:10:00 00:00:10:00



Now Shipping

The new version of the leading MIDI and digital audio software

**www.cakewalk.com
888-CAKEWALK**



All trademarks mentioned are held by their respective owners.

circle #518 on reader/service card



Basskin points out, "The general rule of thumb has been that, if enough of the underlying work has been taken that someone could recognize it, then it needs to be authorized." In other words, it's infringement if the artist who created the original work can recognize it. So even if you're sampling James Brown's scream from the sample made by Public Enemy, you are responsible for finding out who owns the rights to the original.

Jill Alofs of Total Clearance, Inc., a rights-clearing organization based in Mill Valley, California, regularly researches and tracks down those rights holders and negotiates sample clearances. "My job," explains Alofs, "is to let people know what the legal ramifications are so that they can be well-informed about their options, because as the attorneys get involved, it can get expensive, even if you have only received a cease-and-desist order and have to retain an attorney to write letters back."

Certain artists, such as Michael Jackson, the Beatles, and particularly the Rolling Stones, are harder to clear and more expensive to license. But Alofs stresses that the need to get clearances and pay for samples shouldn't dissuade an artist from pushing the envelope creatively. "You don't want there to be so much paranoia among artists that they just give up on using samples."

BITTER SWEET STORIES

However, to validate one's own paranoia about using uncleared samples, one needs to look no further than current Britpop stars the Verve. In a much-publicized case, the band learned the hard way not to mess with the Rolling Stones. The centerpiece of the Verve's breakthrough hit, "Bitter Sweet Symphony," is a looped passage of an orchestral recording of the Stones' "Last Time" as originally played by the Andrew Loog Oldham Orchestra. (Oldham, incidentally, was once the Stones' manager and producer.) Verve singer Richard Ashcroft sang his own original lyrics and melody over the orchestra sample, and the band added a modern

SAMPLED QUOTATIONS

Following is a sampling, if you will, of quotes about sampling, copyright, and audio collages.

A28 YNE

"Maybe he ought to write his own riffs...I guess if he's going to nick something, he might as well nick something good."—Robert Plant commenting on Rick Rubin's sample of Led Zeppelin's "The Ocean" for the Beastie Boys' "She's Crafty" (as told to David Fricke in Rolling Stone)

"You want the thing, not the almost thing."—sampling pioneer Steve Steinski

"The best way you can protect yourself against infringement is to become famous and successful. Because unless you're famous and successful, it's unlikely that anything you have will be subject to infringement, and you won't be able to afford to do anything about it."—David Basskin, General Manager of CMRRA, Ltd.

ation for

"A good composer does not imitate, he steals."—Igor Stravinsky

"We were the biggest nickers in town, plagiarists extraordinaire."—Paul McCartney (Musician magazine)

"When history is replaced by stories, the curator becomes a storyteller, her path an adventure through the cultural landscape, creating meaning and resonance by combination and juxtaposition. Think of modern sampling musicians like Howie B., whose work is essentially the 'curating' of his record collection, creating new music out of the juxtapositions of existing musics."—Brian Eno, from his memoir *A Year with Swollen Appendices* (Faber and Faber)

"It's just amazing what can happen. It carries one step further the idea of splicing together different cultures: words, phrases, textures, everything. With a kind of technical perfection, anything can be mixed right in with anything else. You get this massive rhythm going, and it's bigger than any song or musical entity."—David Byrne (as told to Robert Farris Thompson in Rolling Stone)

"If creativity is a field, then copyright is the fence."—John Oswald

Music Technology Direct!



MICROPHONES • RECORDERS • MIXERS • EFFECTS • KEYBOARDS • GUITARS • AMPS • SPEAKERS • STUDIO FURNITURE & MUCH MORE

What does Music
Technology Direct
mean to you and
your music?

1. Convenience. You get the right gear, when you need it!

It's like having a huge warehouse of music gear right outside your front door! One call gets you all the top brands—no chasing around all over town! Why put up with any hassles?

2. Savings. You get a fair "ProNet" price.

We stock in tremendous quantity to get the lowest possible cost from our vendors. We pass the savings directly to you with our "ProNet Pricing." Why spend more?

3. Service. You get great Tech Support and Service, when you need it.

Help with an installation? Confusing problems? We know our stuff cold! We don't pass the buck, we get you back to your music as fast as possible. Why wait?

4. Respect. You get treated with respect.

Shouldn't shopping for gear be easy and fun? We'll do everything we can to make sure you have a great time selecting and building your rig, without pulling out your hair! Why not enjoy yourself?

Sweetwater
SOUND INC.

(800) 222-4700

**MUSIC TECHNOLOGY DIRECT
& THE BEST VALUE, GUARANTEED**

(219) 432-8176 • FAX (219) 432-1758 • SALES@SWEETWATER.COM • WWW.SWEETWATER.COM • 5335 BASS ROAD, FORT WAYNE, IN 46808

circle #519 on reader service card

World Radio History

What turned the music technology industry on its ear?



beat to complete the track. When a seemingly routine clearance was requested from the Stones' publishing company, the band encountered a major snag. His name was Allen Klein.

A legend in the music business, Klein had briefly managed the Stones (and the Beatles) during the 1960s and still controls most of the Stones' copyrights through his company, Abkco Music, Inc. Klein also reportedly disdains sampling in principle and wasn't enthusiastic about granting a sampling clearance for one of his coveted Rolling Stones copyrights. But after EMI Records executive Ken Berry played Klein a dub of "Bitter Sweet Symphony," Klein is said to have told Berry that, because he liked the new record, he would allow the sample to be used and quoted a 50/50 publishing split for the new work. The Verve assumed that Klein had agreed to let them have a 50 percent cut of the new song; after all, Ashcroft had made up his own melody and lyrics. But what Klein meant was that, as writers of "The Last Time," Mick Jagger and Keith Richards would

not only be credited as sole writers of "Bitter Sweet Symphony," they would each receive a full 50 percent cut. Ashcroft, meanwhile, would earn a mere \$1,000 for his lyrics.

"They rung up and said we want 100 percent or take it out of the shops, you don't have much choice," the Verve's Simon Jones later told Betsy Powell in the *Toronto Star*. "At the end of the day," Ashcroft added, "that song, whoever owns it...has opened up many doors around the world for us. On [our] next album, when we don't go into any of Allen Klein's back catalogue and we make our own symphonies, there'll be the Verve and that's it. [The Rolling Stones] just had the biggest hit they've had since 'Brown Sugar.'"

Ironically, the Stones recently turned to sampling kings the Dust Brothers to give them a groovy makeover for the loop-crazy '90s. John King, one half of the ace L.A. production duo behind hits by celebrated "borrowers" Beck and the Beastie Boys, says that one way he and partner Mike Simpson stay out of trouble is by being creative in the way they manipulate their sounds. And they also make it standard practice to get



Beck (pictured above) is renowned for the use of samples in his work, most recently on his breakthrough hit album, *Ode-lay*. The "cultural terrorist" group @™ark has released an album called *Deconstructing Beck*, which uses unauthorized samples of Beck's work.

sampling clauses in every contract and make sure every recognizable sound is cleared. If for any reason they can't, they bite the bullet and start again.

"We don't use things without permission," King affirms, "so if we've got a sample that we have to get permission for, that's when we make the decision as to whether or not it's worth it." King says that, compared with the early days of hip-hop, producers and artists are generally wiser to the laws of copyright. "Back then, nothing was getting cleared," King remembers. He recalls a sample from an early Tone Loc record that the duo produced. "The publisher said 'no,' so we pulled it off and put in some other thing that worked just as well."

It's a shame that the Verve didn't consult with the Dust Brothers before their bittersweet debacle. King might have warned them that, if you sample large, identifiable chunks of another artist's record, there's a good chance you'll end up forfeiting 100 percent of your own copyright in the bargain.

"If you take a hit song, the original artist could ask for all of it," King explains. "It's like having that artist on your record. I mean, Hammer just basically rapped over 'Super Freak' [for his hit "Can't Touch This"]. Yeah, he composed all the lyrics, so technically, he's like a 50 percent writer on the song. If he could get that deal, good for him. But, if I were Rick James, I wouldn't give him that deal because before MC Hammer came along, 'Super Freak' was already a huge hit. Anyone could write new lyrics over a hit song."

FAIR USE

In case you're interested in the legal language behind the concept of fair use in U.S. copyright law, we have excerpted below the Fair Use provision of the revised Copyright Act of 1976.

Limitations on exclusive rights: Fair use.

Notwithstanding the provisions of sections 106 and 106A, the fair use of a copyrighted work, including such use by reproduction in copies or phonorecords or by any other means specified by that section, for purposes such as criticism, comment, news reporting, teaching (including multiple copies for classroom use), scholarship, or research, is not an infringement of copyright.

In determining if the use made of a work in any particular case is a fair use, the factors to be considered shall include the following:

(1) the purpose and character of the use, including whether such use is of a commercial nature or is for nonprofit educational purposes;

(2) the nature of the copyrighted work;

(3) the amount and substantiality of the portion used in relation to the copyrighted work as a whole; and

(4) the effect of the use upon the potential market for or value of the copyrighted work. The fact that a work is unpublished shall not itself bar a finding of fair use if such finding is made upon consideration of all the above factors.

record guitar...?



seek **POD**.™

POD FROM LINE 6 - THE FIRST GREAT SOUNDING DIRECT RECORDING TOOL FOR GUITARISTS—DESIGNED TO DELIVER A WIDE RANGE OF LEGENDARY AMP TONES AND REALISTICALLY RECREATE THE SOUND OF MIC'D SPEAKER CABINETS.

NOW, FOR \$399, YOU CAN RECORD TONALLY MINDBLOWING GUITAR TRACKS WITH FULL VOLUME PUNCH AND "AIR" WITHOUT DISTURBING THE NEIGHBORS, WAKING THE KIDS, OR DRIVING YOUR SIGNIFICANT OTHER UP THE WALL.

THANK POD. AND LINE 6'S EXCLUSIVE A.I.R. DIRECT RECORDING OUTPUT—AN ACOUSTICALLY INTEGRATED CABINET/SPEAKER/MICROPHONE EMULATION TECHNOLOGY THAT BRINGS UNPRECEDENTED TONAL LIFE TO DIRECT RECORDING.

A PORTABLE, FULLY PROGRAMMABLE DESKTOP UNIT, POD PROVIDES THE RECORDING GUITARIST WITH A DEEP INSPIRATIONAL SONIC PALETTE USING THE SAME PATENT PENDING MODELING TECHNOLOGY THAT IS THE TONE GENERATING SOUL OF LINE 6'S REVOLUTIONARY AX2™ 212 AND FLEXTONE™ SERIES DIGITAL GUITAR AMPLIFIER SYSTEMS, AS WELL AS THE ACCLAIMED AMP FARM™ PLUG IN FOR PRO TOOLS TDM.

EXPERIENCE POD.

TONE IS THE TRIP. DIG IT.

CALL NOW FOR A LINE 6 DEMO CD!

1-877-To Line6
www.line6.com

LINE 6
11260 Playa Court
Culver City, CA 90230



As do many people in the business, King cites the saga of Biz Markie as the first instance of an uncleared sample drawing legal fire. A lawsuit was filed after the rapper appropriated the 1972 Gilbert O'Sullivan hit "Alone Again (Naturally)" as the foundation of his own song "Alone Again," from the 1991 album *I Need a Haircut* (Cold Chillin').

"In the Biz Markie case, the judge not only barred any further sale of the album, but he also referred the case to the U.S. Attorney for possible criminal prosecution," says Alan Korn, a San Francisco attorney who specializes in entertainment, media, and intellectual property law. Korn notes that the U.S. Attorney may have declined to prosecute the case, as there was no subsequent record of any prosecution noted in legal journals nor in the mainstream media. Markie made his feelings clear about going through the legal wringer when he released his next album for Cold Chillin, 1993's *All Samples Cleared*.

After the Biz Markie case, one would assume that full disclosure, at least for

the most blatant of samples, would be the rule. But in 1990, Robbie Van Winkle, aka Vanilla Ice, sampled the signature rhythm, bass line, and piano from David Bowie and Queen's international chart topper "Under Pressure" for his megahit "Ice Ice Baby." Whereas Hammer had negotiated a deal with Rick James up front, Ice neglected to even mention the source of his glaringly pilfered main hook, let alone get the necessary clearances. The liner notes credited Earthquake, M. Smooth, and Vanilla Ice but failed to even thank Queen or Bowie. When legal threats heated up, the Ice melted, and an out-of-court settlement for an undisclosed sum was negotiated.

King suggests that, rather than generating lawsuits, the sample business should be run more like a musicians' union. He offers a few ideas about how to go about clearing samples, based on this scenario.

"If you use a bit of someone else's music," he says, "it's fair for that person to point to it and say, 'Hey, wait a second, I deserve something for that!' Whether they deserve a session fee, master license use fee, or writing credit should depend on the usage. If you work with someone on a record, everybody gets paid differently depending on whether they produce, engineer, play bass, or sing. It should be the same

way for samples. It shouldn't be super-expensive for a tiny beat."

King offers a case in point, James Brown's "Funky Drummer." One of the most sampled grooves of the early '90s, the piece wound up on hits by Fine Young Cannibals, George Michael, and Sinéad O'Connor to name but a few. "That drummer," King says, "should have gotten a session fee, James Brown should have gotten an artist fee, and the label should have gotten a master license use fee." Sounds fair, doesn't it?

ALL'S FAIR

Fair is also the first word in a significant legal exemption that affords the reuse of copyrighted works, free of infringement fear, for educational purposes or news reporting. The Fair Use provision of the revised Copyright Act of 1976 (see the sidebar "Fair Use") is rarely cited outside of academic circles, but for our discussion, we'll look at a couple of noteworthy exceptions. The first was a landmark case involving a notorious rap bad boy and a pretty woman. The second involved the letter *U* and the numeral 2.

In July 1989, 2 Live Crew released "Pretty Woman," a version of the Roy Orbison hit "Oh Pretty Woman," on their album *As Clean as They Wanna Be* (Li'l Joe Records). Luther Campbell, the leader of 2 Live Crew, assembled the signature riff from the Orbison song but substituted much of the lyrics with his trademark brand of verbal free expression. Orbison and cowriter Bill Dees were credited on the Crew album as the source of the original song, to which Campbell and his Crew added their customary screeching, breakbeats, and assorted out-of-key melodies. But when Acuff-Rose Music, owners of the song, attempted to sue Campbell for infringement, the suit made legal history in 1994. Campbell's lawyers invoked the Fair Use provision, which had not previously been claimed on a commercially released recording. Asserting that the 2 Live Crew version was, in fact, a parody—and given that the audience for his product was substantially different than that of the original—Campbell's legal council successfully argued that the song posed no threat to the market for the traditional work and was therefore within the legal definition of fair use.

Out of necessity, musical sound sculptors Negativland, whose recorded works



CHRIS FLOYD

The battle between the Verve (above) and Allen Klein over the use of the Stones' "The Last Time" left the Verve little revenue from their hit song "Bitter Sweet Symphony."

A great feeling, with great sound, that sounds simply awesome. Over 1700 sounds (including GM, and GS/XG soundmaps), 18MB of ROM, 64-voice polyphony, 4 knobs for realtime control, MIDI-syncable arpeggiator, 32-part multitimbrality, 2 dynamic stereo effects processors, computer interface...also available in a 1U rackmount package, the N1R.

N1/N1R

Every N1 is bundled with Mark of the Unicorn's Unisym N1/N5 and Freestyle LE software—a \$490 value!*

*Not available with the N1R. Offer valid from July 1, 1998 through December 31, 1998 or while supplies last.

free



LIMITED TIME FACTORY REBATE!
Get \$100 back
...when you buy an N1 or
\$50 with the purchase of an N5.
Purchase between October 15, 1998 and
February 28, 1999. See your
dealer for details.

KORG
Super sonic.

© 1998 Korg USA, Inc. Service: P.O. Box 10, Asheville, NC 28902. For the Korg dealer nearest you: (800) 305-9800 • www.korgusa.com • For more info see handbook call: (510) 303-6000 ext. # 2601
circle #521 on reader service card



revolve around "found sounds," have become reluctant activists in the cause of fair use. The collective is as well known for their legal dispute with Island records as for their own work. The lawsuit cost them \$45,000 and the good will of their label at the time, SST Records. The controversy centered around their record *U2*, which featured samples from the well-known Irish rock group of the same name. (After some bad blood with SST that stemmed from the legal dispute, Negativland formed their own label, Seeland.)

Out of their misfortune, the group wrote and published a book entitled *Fair Use: The Story of the Letter U and the Numeral 2*, which has become some-


thing of a manifesto for them. It is their belief that copyright laws are controlled by a corporate culture that has colonized the arts. They use the sound bites of mass culture as the raw materials for their collage works that, in a parodic way, comment on and react to the noise pollution that they feel is thrust upon them without their choosing. The mulched fragments end up bearing little resemblance to their original sources. Negativland's latest album, *Dispepsi*, was created from fragments of actual Pepsi Co. advertising and corporate training recordings. Surprisingly, Pepsi didn't take any legal recourse.

Negativland's Mark Hosler says he prefers to address the aesthetic and ethical issues over legal ones. "I'd rather try," proffers Hosler, "to encourage people to think about what's right or wrong as opposed to just making laws. The band Deep Forest have taken pygmy samples and made millions worldwide. I think pygmies should get paid, not for legal reasons but for ethical reasons."

Negativland also promotes the idea that corporate ownership of a culture spells the death of that culture and that current copyright laws are just a symptom of today's corporate control.

"You cannot enter the gates of culture," Hosler suggests, "unless you pay for this sample or little chunk of sound." But Hosler foresees a kind of decriminalization in the wake of growing public support for creative appropriation.

"You can see that the impulse to reuse things creatively is really mainstream now," he continues. "It's fun to take chunks of things and rearrange them; it's just another thing to do with music. So many people are doing



Reluctant activists and sound sculptors Negativland were forced to recall all copies of the album *U2* and return them, along with the original artwork, to Island Records as part of the legal settlement in the sampling lawsuit against them.

it that it's getting harder for the lawyers to keep up. A sort of common law is almost emerging because so many people are developing work this way and acting like they are allowed to. The lawyers end up having more time to go after the real criminals, the bootleggers." Hosler stresses that he and his colleagues in Negativland are adamant about the distinction between bootlegging and the "transformative reuse" of fragments of other works.

Canadian sound-collage artist John Oswald also takes minute portions of recognizable sonic textures to create abstract musical mosaics that often bear no relation to their source material. Although his work is not remotely mainstream, he has been commissioned by Elektra Records to produce an aural collage of their catalog. Also, the Grateful Dead hired him to produce a sort of audio documentary, called *Gray Folded*, culled from hours of concert recordings of the Dead song "Dark Star."

Like Negativland, Oswald found himself embroiled in a legal matter involving his *Plunderphonics* CD, a collection of aural collages created with uncleared samples of everything from Stravinsky to Michael Jackson that was given away for free. Free or not, the Canadian Recording Industry Association, representing Sony Music and Michael Jackson, seized all copies of the disc and destroyed them. Oswald assumed that he would



Biz Markie's 1991 album *I Need a Haircut* landed him in so much legal hot water that he titled his subsequent album *All Samples Cleared*.

MICHAEL BENABIB

Twice the audio tracks. Half the price.

Introducing Cakewalk Metro 4 for the Mac, the new leader in professional MIDI and digital audio software for project studios.

The new Metro 4 provides up to 64 tracks of stereo digital audio recording and editing – twice as many as other brands. You get real-time audio effects processing, support for third-party Adobe Premiere and VST

audio plug-ins, plus powerful multi-track MIDI sequencing. All for a price half that of competing products.

So if you want to produce more for less, put Cakewalk Metro 4 to work in your project studio today. Now available at music and computer stores worldwide.

For more information visit www.cakewalk.com or call 888.CAKEWALK.



Less than \$200

(estimated street price)

Feature Highlights:

- Record and edit up to 64 tracks of audio along with MIDI
 - Real-time audio effects processing
 - Support for third-party plug-ins
 - Professional MIDI recording and editing
 - Unique MIDI compositional tools
 - SMPTE/MTC support for film and video
 - Import & export audio for QuickTime movies
 - Supports optional Korg 1212I/O, Digidesign AudioMedia III, and Sonorus STUDI/O cards
- Now with notation printing!**



BONUS

Includes BIAS SFX Machine Lite multi-effects audio plug-in. Comes with 20 unique special effects presets like Pitch-Shifting, Sitar Drone, and Swept Bandpass.

All trademarks mentioned are held by their respective owners.

circle #522 on reader service card

world radio history



cakewalk



not have had the capital resources to mount a winning legal defense and says that the incident, which some critics have compared to Nazi book burnings, may have ended up being more embarrassing to his opponents. "I think everybody realized that they were on shaky ground as far as public support. I mean, you've got Michael Jackson going after some guy with no money who's giving these CDs away for free." Like Negativland, Oswald sees a distinction between bootlegging and what he terms "the creative rearrangement of a piece of music in time."

WHO STOLE THE SOUL?

Even samplers get sampled. Hosler recalls the time a sample from Negativland appeared on a million-selling record by Marky Mark and the Funky Bunch. And even though they were never given any money, or even asked

for permission, their complaints were anything but legal.

"I thought it was a stupid track, but we didn't care that he did it," remarks Hosler. "Curiously though, on that same album, Marky Mark sampled Lou Reed's 'Walk on the Wild Side' and was telling everyone in interviews how good they were about making sure all the samples were cleared and credited. We were quite amused because the very first sound you hear on his CD is Negativland. So it comes down to high profile versus lower profile."

That may be, but even the high-profile Dust Brothers say they've noticed a few high-profile artists culling uncleared samples from *Paul's Boutique*. "People like Bobby Brown and Janet Jackson have sampled us without our permission," says King. "A lot of times the producer, not the artist, will grab a sample off of our records the same way we might grab sounds off other records."

Also interesting is that Beck, an ardent appropriator himself and one of the Dust Brothers' more high-profile clients, sits at the center of a recent controversy that has drawn Negativland back into the fray. Like U2 before him,

Beck's legal representatives were none too pleased to hear about the release of *Deconstructing Beck*, a CD that is based on unauthorized Beck samples.

The disc, funded by self-described "cultural terrorist" group [®]Mark on the Illegal Art label, has prompted legal threats toward Illegal Art founder Philo T. Farnsworth (not his real name), who claims that his label exists to provide an outlet for artists interested in exploring what he terms "an illegal palette." In a press release, Farnsworth calls *Deconstructing Beck* an act of "digital graffiti" and justifies his lack of legal clearances by contending that existing copyright laws do not allow for this type of expression and therefore need to be amended.

Farnsworth says, "Corporations invade our lives with product but forbid us to use it in our art or in any way they don't want. This just doesn't make sense." Still smarting from their own battles with corporate culture, Hosler says that he and Negativland, whose Seeland label is distributing the album, find the *Deconstructing Beck* situation somewhat amusing but are frustrated that an artist whose career was built from sampled works refuses to comment publicly about the CD.


"We've heard that Beck himself doesn't like it, but he doesn't want to say anything publicly about it," Hosler reveals. "I say there's a bigger issue involved. He could publicly say that he hates it or finds it boring. But his management just says that they don't want to be involved. I'm fairly certain that Beck doesn't clear every single sample on his own records, only the identifiable ones. We need to see someone at Beck's level take a stand and say that there is a distinction between bootlegging and transformative reuse. *Deconstructing Beck* is an interesting example because it's so mutilated and messed up, you're not going to think you're hearing a remix of a Beck song, not for a second."

CAVEAT SAMPLER

The Recording Industry Association of America (RIAA) recently stepped up their campaign against illegal sampling. The organization has introduced its *Anti-Piracy Good Business Practices for CD Mastering and Manufacturing Plants* guidelines, which states that replication plants may be held liable for pressing discs that contain illegal samples. While acknowledging that many artists feel it is a strong-arm tactic on the part of the recording industry, the RIAA maintains that the guidelines are a necessary step in antipiracy efforts.

Clearly, there are many sides to this issue. And although we may one day see the laws amended to accommodate "audio quotation," as it stands now, unauthorized sampling is still considered infringement. In the closing words of the CMRRA's David Basskin, "If you take it, you've got to pay for it."

Paul Myers is a songwriter, musician, and producer who frequently gets behind the word processor to ramble on about music and related topics. He lives in San Francisco with his wife, his cat, and his record collection.



Puff Daddy's work is synonymous with sampling. Rather than just sampling a simple beat or riff, he takes most of the melody of a song, then records his own lyrics over it, as he did with "I'll Be Missing You," which used the melody from the Police's "Every Breath You Take."



Only The Audience Should be Captive

If you think wireless technology is out of reach for the rest of your group, it's time to rethink your options...

Jensen Wireless Systems deliver megaband looks, feel, and sound at garage band prices.

It's Jensen's Emancipation Proclamation: freedom from wires for all! From the club circuit to weekend jam sessions, Jensen brings professional-quality sound and dependability together with wireless technology and affordable prices to rock your world.

- Wireless systems for every need or budget
- Wireless mics, guitar transmitters and in-ear monitor systems
- Transmit up to 16 channels simultaneously
- Up to 40 frequencies to select from
- Street prices from the low- to mid-\$200 range
- Guaranteed Jensen quality



Let There Be Freedom



JENSEN
Pro Audio
WIRELESS

Jensen Music Industries, A division of RECOTON AUDIO CORPORATION
Call toll free (877) 853-6736 or fax (425) 744-1052. www.jensenmusic.com
circle #523 on reader service card

© 1998 RECOTON

Sequencing


SECRETS

BY SCOTT R. GARRIGUS

**BECOME A
SEQUENCING
MASTER
WITH THESE
INSIDER TIPS.**

Today's digital audio sequencers are packed with so many features that nearly any feat you can imagine is possible. But just because you can dream up a great concept doesn't mean you have the technical chops to pull it off. In order to help you exploit your digital audio sequencer to the fullest, we've put together a number of intermediate to advanced tips and tricks that we hope will provide new possibilities for your work and help you reach your musical goals. In the pages that follow, you'll find numerous suggestions from the major manufacturers of both Mac and Windows sequencing programs, including ideas from their in-house gurus and from professionals working in the field.

Master CLASS



3-D ILLUSTRATION BY MICHAEL MORROW

Before we begin the journey, we'll present some generic tips that should apply to nearly any of the modern sequencing programs on the market. Because this is a master class, we assume that you already know the ins and outs of MIDI and digital audio. If not, read along and discover what you can look forward to as you master your software. (And of course, don't forget to look over back issues of EMS!) Ready? Set? Let's go...

Secrets

Stretch the pitch of each copy using slightly different values from the rest. Now slide each copy in time using the delay techniques described earlier, with slightly different values. For the final touch, evenly pan each copy throughout the stereo field. You can also give each copy a different volume level for more subtlety. When you're finished, hit Play to experience one very cool chorus simulation.

Processing the Effects

When destructively applying plug-in effects to digital audio, many sequencers

let you replace the original material or leave the original material intact and create a new track (or set of tracks, in the case of stereo) for the new, processed material. If you adjust the levels of the effect module so that the dry mix level is 0 percent and the wet mix level is 100 percent, your new tracks will contain the effect output minus the original signal. Why would you want to do this? Because it gives you some very interesting possibilities.

For instance, you can control your effects track in a variety of ways. Using Volume controllers, you can bring the effects tracks in and out to add an artistic flair to the mix. You can also use panning to move the processed signal around the stereo field while the unaltered, original signal remains stationary or moves around independently. Even more possibilities arise when you consider that you can add effects to the processed tracks. How about applying

different EQ to the original and processed tracks? If your processed tracks contain reverb, how about applying another reverb effect on top of that for some very far-out spatial displacement? If you happen to have multiple sound cards or multiple outputs, you can assign your effects tracks to their own outputs. This way, you can even use your outboard modules to add effects to the already processed tracks. Experimentation is the key here.

Next we'll present a number of techniques that have come to us from the in-house specialists at the major sequencer manufacturers. Though these ideas are organized by specific product, you'll find that many of the tips can be applied to any of the major programs. Keep in mind that these techniques are intended for use with the latest versions of the programs listed, though a few of them will apply to older versions of the software, as well.

OPCODE STUDIO VISION 4.0

Solving Timing Delays

Though most current electronic instruments deliver reasonably accurate timing performance, some older units, especially analog synthesizers, suffer from triggering delays that can spoil an otherwise rhythmically tight mix. Luckily, Opcode's *Studio Vision* 4.0 provides an easy way to compensate for this troubling problem.

Studio Vision 4.0's Play Shift feature can move a recorded track any number of clock ticks forward or backward in time. This feature works well for setting offsets by ear, but if the next song you work on is at another tempo, the ticks will occur at a different rate, thus throwing off the accuracy of your previous offset.

To set perfect track offsets every time, regardless of tempo, you'll need to figure out, in SMPTE time, the amount you need to advance your sluggish tracks. This can best be determined by setting up a sequence in *Studio Vision* to trigger a chord or note on the unit in question at the start of a bar, while recording its audio output onto a free track. Open up the audio track you've just recorded and move the pointer over the start of the actual waveform. When you click this

location with the mouse, *Studio Vision*'s counter will display the difference in time between the transmitted MIDI note and the resulting audio signal in SMPTE frames. For instance, the MIDI-controlled piano in our studio has a delay of around 500 milliseconds. At 30 frames per second of SMPTE, that equals 15 frames.

Next, set *Studio Vision* to the tempo at which you'll be working and type your offset time in SMPTE form into the counter in the Control Bar. *Studio Vision* will automatically display the equivalent offset in bars and beats above the SMPTE readout. Take the right-most digit in the bars and beats display and enter it as a negative number in the offset spot for the track you wish to advance. Voilà! Instant tempo-independent track offsets! —Ken Freeman, recording engineer for jazz pianist Bob James.

Assignable Key Commands

Studio Vision 4.0's assignable Key Commands provide an added level of control and convenience to this already full-featured program. On my particular setup, I have the F6 key assigned to bring up the Audio Crossfades window, F7 calls up the Pitch-Shifting fea-

ture, and F8 brings up the Adjust Audio Tempo option. Using these assigned keys allows me to select any audio track in the Main Track overview and, with the push of a single key, apply the DSP processing of my choosing. Because almost any of the editing functions available in the program can be assigned to a key, the sky's the limit as to what can be done with this feature.—Sascha Konietzko, member of the band KMFDM.



Sascha Konietzko

HARRISON-FUNK

For manufacturer information, please see Contact Sheet, p. 163.




DON'T TRY THIS WITH YOUR ANALOG MIXER.



Saturday 9:30-9:45am

Commercial mix — You've cut a spot using your new 01V Digital Mixer. The agency loves it. Run off a final mix and you're done. Store your settings in 01V Memory just in case.



Saturday 9:45-11:55am

Demo Session — Vocal overdubs. Plug a mic into one of 01V's twelve phantom-powered mic inputs, press RECALL and return instantly to the exact eq, compressor and headphone settings from your last session.



Saturday 12:05-12:10pm

Commercial mix take II — Agency calls — wants music up under dialogue. With 01V memory of all settings, you recall the mix, make the changes and still get to your wedding gig on time.



Saturday 12:30-3:30pm

Live Gig — With 6 outputs, compressors, parametric eq and effects, 01V has the tools you need to mix live sound. With MEMORY, you instantly recall your settings from the last gig.



Saturday 3:50-4:00pm

Commercial mix take III — Agency calls — wants hotter dialogue. Easy. Call up 01V compressor setting to keep the music under control. Done.



Saturday-Sunday 4:15pm-3:00am

Cutting tracks — Client: You.
Mixer: 01V Digital.



What you can accomplish in one day with the 01V is completely impossible with an analog mixer. The 01V gives you two top-drawer digital effects processors, 22 limiter/compressor/gates, four band parametric eq, 32-bit digital performance and optional digital I/O for popular multitrack recorders*. In addition, all 01V settings can be stored in memory so you can recall your entire mix at the touch of a button. Connect your MIDI sequencer and capture real-time moves of 01V's motorized faders and more. You get all of this for just \$1,999.00 MSRP*. Don't muddle along with your analog mixer anymore. Take charge of your mixes, and your life, with the Yamaha 01V today. Call (800) 937-7171 ext. 682 for information.

DIGITAL POWER TO THE PEOPLE



circle #525 on reader service card

© Yamaha Corporation of America.
P.O. Box 6600, Buena Park, CA 90622 6600. www.yamaha.com, www.yamaha.co.jp/product/prgaudio/
Yamaha is a registered trademark of Yamaha Corporation.

* Optional 8 channel I/O cards start at \$299.00 MSRP
World Radio History

Secrets

And of course, because there are often several ways to reach the same goal, you may have devised your own approaches to accomplishing these same tasks. Hopefully, you'll find these tips to be productivity boosters and techniques that you might not otherwise have thought about.

Cakewalk Pro Audio 7.0

From Cakewalk to CD

You've just created a masterpiece in Cakewalk Pro Audio, full of tracks—some that send MIDI out to your cool samplers and sound modules, some that play the SoundFont banks on your Sound Blaster card, and even some audio tracks complete with Volume, Pan, and real-time effects settings. All your hard work has paid off. There's one problem: it's going to be tough carrying around your whole setup so everyone can hear your masterful WRK file. So why not just record it to a cassette or, even better, a CD! Fact is, your CD recorder will only accept WAV files. That's no problem with Pro Audio: with a few simple steps, you can transform your WRK file into a WAV file that will be ready for your CD-R software.

Once your file sounds just the way you want it, you'll need to create audio tracks from your MIDI tracks. The first step is to record any MIDI tracks that use your internal synth sounds (FM, wavetable, or SoundFonts) with the sound card they are playing from. To do this, arm two open tracks for recording audio and assign the Source columns to your sound card's Left and Right inputs. If you have more than one sound card installed, make sure you select Left and Right for the sound card that is playing your internal MIDI sounds. Also, make sure that you don't have any tracks assigned to a MIDI Source in Pro Audio, or you could overwrite them by accident.

Next, open your sound card's mixer device. Make sure you are adjusting the Recording Control settings and not

Playback controls, because you want to adjust the recording options, not the playback options (see Fig. 2). Drop the volumes of all faders on the mixer except the MIDI fader (or enable only the MIDI fader) to ensure that you only record the outputs of the internal synth. Hit Record in Pro Audio, and all the MIDI tracks assigned to the internal synth will be recorded as a stereo pair of audio tracks. Your new audio tracks will automatically be panned hard left (0) and hard right (127). To avoid confusion, you should mute the MIDI tracks that you just recorded, because you'll only want to listen to them as audio tracks from here on.

Next, record the MIDI tracks that use your external sound modules, if any. Connect the audio outputs of your sound modules to the line inputs of your sound card. If you have several modules, you may already be using an external mixer. If this is the case, connect the stereo output of your mixer to the line inputs of your card. In this case, all your modules should already be mixed the way you like. If they're not, then you can record your modules one at a time, creating stereo tracks in Pro Audio for each one. (Keep in mind that you may end up with a large number of audio tracks this way, which could bog down your system.)

Again, enable two open tracks for

recording audio, just as you did to record internal synth sounds. But this time, select only the Line In fader of your mixer device's recording controls. This fader will adjust the input levels in Pro Audio. To make sure you're recording at a good level, keep an eye on Pro Audio's Audio Meters, which are found in the Console view. Then hit Record in Pro Audio, and all the MIDI tracks assigned to external sound modules will be recorded as a stereo pair of audio tracks. Again, you'll want to mute the MIDI tracks you just recorded. Now you should have two audio tracks representing your internal synth sounds, two audio tracks representing your external sound modules, and any additional audio tracks that you might have created previously.

Keep in mind that you could have recorded your internal synth sounds and your external modules at the same time by selecting both the MIDI and Line In faders on your sound card's mixer. However, by doing that you would be limiting yourself to one pair of stereo tracks, and you would not be able to adjust the relative volumes of the two sound sources. This could be your best bet if you are running low on audio tracks or are hitting the limits of your CPU processing.

Now that all of your tracks are audio, you can tweak them further

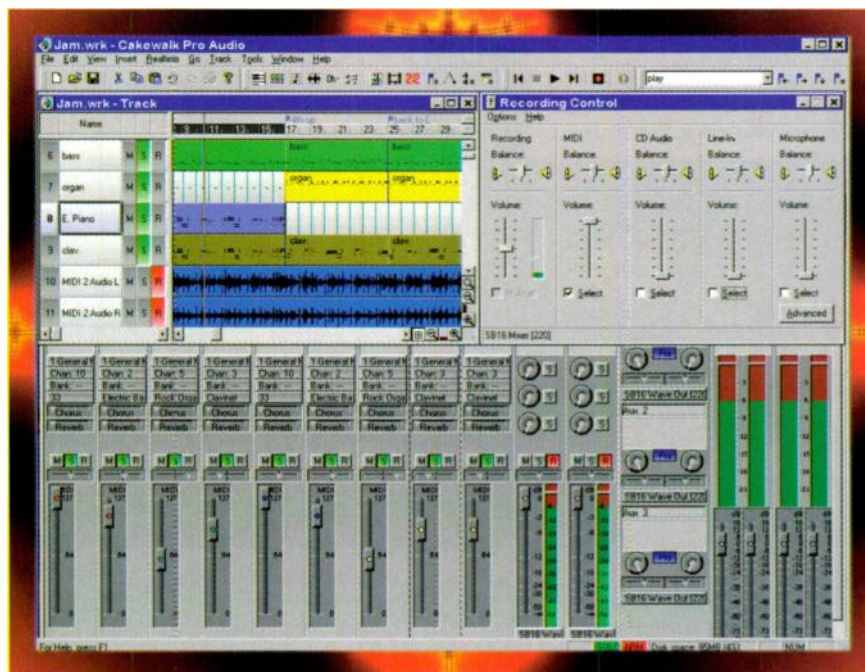



FIG. 2: To record MIDI tracks directly into Cakewalk Pro Audio, you'll need to enable the MIDI section on your sound card's Record mixer.

VISION^{dsp}



Whatever Groove You're Into

Compare other software closely and you'll choose Vision DSP.

Thinking about finally getting a software-based digital studio? Tired of the over-hyped software you're using? Enter Vision DSP for Power Macintosh. Multi-track digital audio recording, MIDI sequencing and real-time effects make whatever beat you do, the killer groove. Try 4 bands of extremely high-quality EQ on every channel with a graphic EQ curve display and 16 flexible busses to massage your mix. And our Graphic Editing shows you the most musical display of your tunes, that's why we call it Vision.

From backbeats to breakbeats, soundtracks to trance tracks—whatever groove you're into, get Vision DSP. Compare Vision DSP at your local Opcode dealer today, or visit www.opcode.com for more information.

- Hosts on-board real-time Steinberg VST[®] compatible effects—comes with reverb, chorus, flange, echo, compressor, phasor, ring mod, EQ
- Supports Steinberg ASIO[®] compatible sound cards including Korg 1212 I/O, Sonorus STUDI/O, Lucid PCI 24, (Event, Lexicon, Alesis soon!)
- Transparent 4-band EQ with parametric, hi/low pass, hi/low shelving settings and graphic display of EQ curves
- Easy-to-use MIDI Arpeggiator locks to grooves and sequence tempo for brilliant techno effects
- Paint drum grooves effortlessly in the new Pulse Edit window
- OMS Timing for superior synchronization of audio and MIDI tracks
- Includes dozens of new features from Studio Vision Pro 4.0
- Includes Bias Peak[™] sample editing software, EastWest Drum Groove CD, MacThugha visual jamming software and more...



phone 650.856.3333 fax 650.856.0777

A registered and/or trademark of their respective holder

VST Plug-in format by Steinberg

circle #526 on reader service card
World Radio History

with Cakewalk *Audio Effects* or other DirectX plug-ins loaded on your system. Then, you could create a WAV file using the Export Audio command, but this command does not recognize controller events (Volume, Pan, etc.) or any real-time effects that you may have applied. Therefore, you'll want to use Cakewalk's Mixdown Audio command, found in both Cakewalk *Professional* and Cakewalk *Pro Audio* versions 6.01 and higher.

Using Realtime/Mixdown Audio, you can create a stereo pair of tracks that will preserve all the dynamic changes in your tracks and will apply any effects placed in *Pro Audio*'s Effects Loops or Track Inserts. First, rewind the song to the beginning; then, play your file to make sure it sounds just the way you like. Go to the Mixdown Audio command box, and pick a destination track that is empty and also has an empty track right below it. Click Start; then click Stop when you are finished. You should now see a new pair of audio tracks that represents all of the tracks contained in your file. These are the only tracks you'll need to create your final WAV file. (Check out the *Pro Audio User's Guide* for a more in-depth description of the Mixdown Audio feature, if needed.)

The last step is to create the WAV file for your CD software. Highlight the stereo tracks you just created in the Mixdown Audio box, and then go to Tools/Export Audio. Choose the directory to save your file, name it, and click Save. You can also create a RealAudio file of your mix for Internet applications in this dialog box by selecting RealAudio (RA) under File Type.

One thing to keep in mind when creating your WAV file using the Export Audio to Wave command is that *Pro Audio*, like some other programs, places at

the start of the file summary information that can't be recognized correctly by some CD-writing programs. Using a program like *StripWav*, which you can find via the links at www.cakewalk.com, you can easily remove this information. Then open your CD-R software, load the WAV file you just created, follow the instructions, and burn!

Steinberg Cubase VST

Spicing Up Your Drum Loops with Cubase VST and ReCycle

Triggering sampled grooves or drum loops in a sampler can be a great way to get good-sounding drum tracks, especially if you find the right sample CD-ROM. Unfortunately, there are many drawbacks to using loops this way. You might find yourself with a great groove but the wrong drum sound, or perhaps great drum sounds but a terrible groove. Tempo is another problem. Who wants to time-correct a sample every time you need a new tempo? Talk about disrupting the creative flow! Using Steinberg *ReCycle* in conjunction with *Cubase VST* can change all that, and what's more, you don't even need a sampler to use this technique. Here's

how to create great drum loops and use them right in your VST audio tracks.

First, slice up the loop of your choice in *ReCycle*. (Be sure to tell the program the number of bars you want so it can automatically calculate the tempo for you.) Instead of sending the sound to a sampler, save it as a REX file using *ReCycle*'s Export command. Next, load *Cubase VST*, select an audio track, and choose the "any" channel. Now, when you import the REX file from the File menu, a dialog box will pop up and ask you how many channels you would like to use for dividing or splitting your loop. Pick "3" for now, and hit Do It. Next, set the left and right locators around the part, make sure Cycle is on, and hit Play to listen to the loop.

While the loop is still playing, double click on Tempo in the Transport bar and enter different values with the numeric keypad. (Be sure to press Enter on the numeric keypad each time.) Try different values, such as 120, 80, 130, or 135, and you'll notice that the loop speeds up and slows down without a glitch. Why does it do this? Because instead of the continuous stream of audio data that you'd normally find in a sampler or audio track, *ReCycle* cuts the audio into numerous segments that can



FIG. 3: Audio segments that have been created in Steinberg's *ReCycle* program can be imported into *Cubase* (shown here) for additional processing.

Great takes. Less shillings.



30
Series
MICROPHONES
Great takes.

▼ **AT3525**
Cardioid Condenser Microphone
Suggested Retail Price **\$399.00**

▼ **AT3527**
Omnidirectional Condenser Microphone
Suggested Retail Price **\$299.00**

▼ **AT3528**
Cardioid Condenser Microphone
Suggested Retail Price **\$299.00**

 **audio-technica.**

Audio-Technica U.S., Inc.
1221 Commerce Drive, Stow, Ohio 44224
330/686-2600 Fax: 330/686-0719
E-mail: pro@atus.com www.audio-technica.com

Audio-Technica Limited
Old Lane, Leeds LS11 8AG England
0113 277 1441 Fax: 0113 270 4836
E-mail: sales@audio-technica.co.uk

Sequencing SECRETS

be played back at a different rate for each tempo (see Fig. 3).

Because the loop is split among three channels, you can use your VST mixer and set separate pan levels for each of the channels, or you can solo, mute, EQ, or add effects to any of the channels to really spice up that old loop. For example, try sending channel 1 through a reverb and channel 2 to a delay. Then sweep the EQ on the third channel as it plays back, and record the sweeps by clicking Write in the VST mixer. For even more variety, you can apply different types of groove quantization or feels to the loop. This is possible because each piece of audio has a Q-Point (in case you didn't notice!), which allows you to snap the segments to the closest 16th or 32nd note on the grid.

Keep in mind that, if you're using a lot of channels and effects, you can go to the Master Section at any time, click on Export audio, and mix everything down to a new file that includes EQ, effects, and automation. Then simply bring this mix back into a track. This will free up some tracks, so you'll have more available.

Even if you don't own *ReCycle*, you can get many of these same effects using *Cubase's* M-Points (Match Points). Check the manual for information about this option, and remember, no groove is so old that you can't give it new life!

Maxing MIDI with *Cubase's* Processing Options

In the area of MIDI processing, *Cubase* is hard to beat. There are no fewer than three separate areas of the program that allow you to alter MIDI data as it enters the program or once you've got tracks recorded. Here's a quick summary of the three features.

Interactive Phrase Synthesizer. The Interactive Phrase Synthesizer (IPS), found in the Options menu, offers features you won't find in most other sequencing programs. In fact, it combines dozens of MIDI processing op-

tions into a single screen. Open the IPS and have a look around: you'll see a number of drop-down menus and dialog windows, which can be used to alter MIDI data in dramatic ways. Need a powerful arpeggiator? The IPS has the power of multiple arpeggiators that you can run in series or in parallel. Want to generate a truckload of variations on a melody you've come up with? As the saying goes, "It's in there!"

The IPS works by using the parameters you specify to alter the data you've loaded into it. These parameters allow you to change the pitch, rhythm, and dynamics of your phrase, among other options, using static adjustments and time-varying controls. It's easy to apply randomness to a parameter—you could easily have every note play on a different MIDI channel or use a different patch on your synth. And what's more, you can even set up two different sets of parameters and change between them with the click of your mouse! This is one "option" that will keep you busy for a long time—don't say we didn't warn you!

The MIDI Processor. If you've ever worked with an audio effects unit, then you have all the chops you need to use *Cubase's* MIDI Processor. This feature is accessed from the PC's Module menu (or Options menu on the Mac) and provides six faders that control how your data is altered. The basic concept is that any note that the Processor receives is transformed according to the values you specify. The Processor settings, which include Repeat, Echo, and Quantize, allow you, for example, to turn a single note into an endless stream of echoing, decaying notes. It all works in real time, of course, and as you might have guessed, you can

record everything the Processor cooks up right into a *Cubase* track.

The Input Transformer. If you think the two features above are all *Cubase* has to offer, you've got another thing coming. The Input Transformer is yet another way to modify your MIDI data. This tool can be thought of as a "transfer function" in that it takes input from any source and transforms that data to something else entirely. Using the Input Transformer, you can switch all incoming notes, or only those on a certain channel, to Program Changes, for example. Or you could trigger sounds on a tone module using the Mod Wheel on your controller. You'll find the Transformer awaiting your every command in the Options menu, and once you've enabled MIDI Thru and initialized the function, you're on your way to some very interesting results!

Emagic Logic Audio

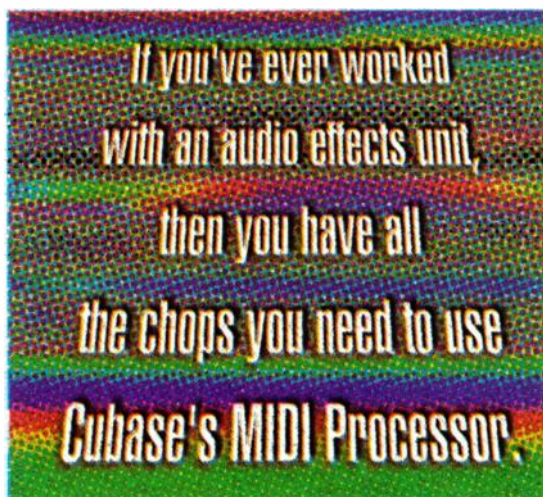
Key Commands

One of the most powerful, user-friendly features in *Logic Audio* is its user-definable Key Commands. The traditional "mouse and menu approach" can accomplish almost every task in *Logic Audio*, but true speed and depth-of-use are attained by learning or defining Key Commands for your most-used edit functions. Also, some edit functions are only available by assigning a Key Command.

Logic Audio users can use the factory preset assignments or customize the presets, which allows you, for example, to emulate other programs' Key Commands. If you've never looked through the Command list, open the Key Command window from the main Windows menu and scroll the list to review the various presets (see Fig. 4). Press any existing Key Command on your computer keyboard and you'll find the definition of that Key Command. You can also find a Key Command by copying down any menu function, typing it into the Find box, and then clicking the Find button to see if a factory preset exists.

Here are some of the more useful Key Commands and descriptions of what they do.

Capture Last Take as Recording. *Logic Audio* is always in "MIDI record" mode, even during regular





Cook with the right ingredients.

Here are 200 of the tastiest presets you'll ever find in a multi-effects processor. Many are written by top recording engineers

Roger Nichols, Snuffy Walden, Joe Chiccarelli, Tom Jung and Michael Bernard. These guys have worked with everybody

from Tori Amos to Frank Zappa. Now their distinctive sounds are ready to be dialed up and dished out on the new

Sony DPS-V55. Reverbs, delays, choruses, pitch shifting, and 3-D programs are just some of the extraordinary ingredients

you'll have to create your own great recordings. Now with the DPS-V55, you can definitely cook with the best of them.

For more information call 1-800-635-SONY ext.V55. www.sony.com/proaudio



Selectable operating modes for:
 4 channel "surround" processing
 2 simultaneous true stereo effects
 4 independent mono in, stereo out effects

Search and Tap Functions
 Edit Librarian Software

Switchable +A/-10 input/output levels
 500 Factory Presets
 200 User Presets

SONY

©1998 Sony Electronics Inc. All rights reserved. Reproduction in whole or in part without written permission is prohibited. Sony is a trademark of Sony. Features and specifications subject to change without notice.

SECRETS

playback. If you're playing along with your arrangement and realize that you just played *the* magic take, use this Key Command before you hit Stop.

Set Rounded Locators and Cycle & Play. This command lets you define the cycle points from any selected arrange

sequence, audio region, or MIDI events, and then initiate play with just one command.

Copy Value to All Following Events. While in the Event List, this Key Command allows you to select the current note Velocity or note length and copy this value to all the following events in that sequence.

Go To.... This is a set of Key Commands that are very useful for quick, "one step" navigation.

Roll Your Own

Creating your own Commands is easy and involves only a few steps. First, open

the Key Command window and select (or do a Find for) the Key Command Play. (*Logic Audio's* default for Play is the "0" key on your numeric keypad.) Now, turn on the Learn button on the left side of the window, and choose any other Key Command on your computer keyboard (the Spacebar, for example). If this command is already used (the Spacebar is *Logic Audio's* default for Record Toggle), *Logic Audio* will prompt you and you can use the Delete key to clear your last choice.

Next, press the Spacebar again, and *Logic Audio* will scroll to this Key Command. Delete the default preset and

EMAGIC LOGIC AUDIO

Getting the Best Vocal Take

Recently I had the pleasure of working with the Italian pop singer Marina Rei. We had just completed the Italian version of the song "Heal Me with Your Love," and Virgin Records decided they would like an English version of the song, as well. Because Marina is such a great vocalist, recording the Italian version had been no problem. Marina always hits her note no matter what key I ask her to sing in. The problem now was that we were asked to record in a language Marina speaks slightly, but with a definite accent.

What I decided to do was turn on the Cycle Record function in the *Logic Audio* Transport window. My song settings were set to Create New Track in Cycle mode. This means a new track is created each time the loop passes. I set the start and end points of the Cycle function to cover an 8-bar range. I began recording and had Marina sing the same line seven or eight times. The entire song would be recorded using this method so I could get her best takes from each section. By recording in this manner, not only could I take her best vocal parts, but if I needed to, I could replace individual words from different takes, combine them, and create a single, perfect vocal part. (Here's a hint: Using *Logic Audio's* Key Command to Cut at SPL, or "song position line," you can cut out unwanted sections in real time without stopping the sequencer.)

The reason I record using this method is that even the best singers

change their expression and pronunciation when forced to sing straight through. And for me, the point of producing is to create polished and, if possible, perfect products, regardless of the obstacles. —*Ashley Ingram, platinum record producer and songwriter whose credits include Des'ree, Emel, Marina Rei, and Jesse Powell.*

Tuning Samples via Time and Pitch Machine

In preparation for the Mary J. Blige World Tour, I was told the background singers were going to be singing in a different key from what was on the original recording. The problem was that certain parts (which were samples) now had to be converted from one key to another. The samples were created using the Akai S3000, so we tried to use the sampler to alter the pitch. But because tuning on the S3000 is done solely by numeric value, trying to tune with this device became painful. We soon came up with a work-around, which was to import the samples into *Logic Audio*.


In *Logic Audio's* Arrange window, I selected a track and chose my Roland JV-1080 as my MIDI device. Then I went to *Logic's* Time and Pitch Machine feature and began altering the pitch of my samples. If I needed to alter the pitch of the sample to match the note C, for instance, I would simply tap

on my controller to get that reference pitch from the JV-1080. Using my controller, I could audition my pitch changes in real time until the sample matched the correct note. Perfect match every time!

After processing the file, we sent the samples into *MESA*, Akai's sample import/export program. From *MESA*, we could import the samples into the S3000, and the job was done. *Logic Audio* and *Sound Diver* together took literally hours off our production and programming time. No exaggeration, they were life savers! And because everything worked so well with Mary's rig, I used the same process with the New Edition and Luther Vandross tour, and I plan on using this combination with future projects. —*Jeff "Thunder" Mays, tour programmer and technician whose credits include Mary J. Blige, TLC, Luther Vandross, Jodeci, and New Edition.*



Ashley Ingram (left) with Danny Stick, president of BMG Music, Inc.



Roger Sanchez –
world renowned
remixer/producer and
Sony recording artist.

“I’ve tried
them
all... ”



...and nothing gives me the flexibility, power and accessibility of Logic Audio. I use it on every project because Logic Audio is definitely the future in recording and sequencing software.”

Multi-Platinum artists demand complete and reliable solutions. That’s why more professionals use Logic Audio Platinum than any other digital audio sequencer.

The most comprehensive cross-platform, integrated feature set

available: multiple hardware support, a myriad of plug-in options, real-time DSP, high powered MIDI sequencing, DTP quality scoring, the list seems endless...

Logic Audio is the only choice for those who demand the best. Available at finer music stores worldwide.

Emagic Inc.
Tel. +530.477.1051 E-mail: info@emagic.de
Fax +530.477.1052 <http://www.emagic.de>

All rights reserved. Logic® and Logic Audio™ are Registered Trademarks of Emagic®.

WorldCircle #528 on reader service card

emagic

Technology with Soul.

Sequencing SECRETS

go back to step one. That's it! By the way, always remember to turn off the Learn button when you are finished.

Importing and Exporting Audio Regions

Though many aspects of MIDI and digital audio have now become standardized, one area that has not yet reached this level is audio regions. There is simply no way to easily move audio regions or playlists from one application to another. Fortunately, *Logic Audio Platinum 3.5* on the Mac is now able to import and export time-stamp information via SDII regions. This feature makes the task of moving compositions between applications, such

as *Logic Audio* and Digidesign's *Pro Tools*, much simpler, because it allows you to easily restore the time position of a region once it's imported.

The following procedure is for moving files between *Logic Audio* and *Pro Tools*, though it will also work with any application that can read and write time-stamped SDII regions.

Start *Logic Audio* by opening the Audio window and selecting the audio files that you wish to export. (If you are moving all the files and regions of a song, simply choose Select All.) Next, select Audio Window/File/Export SDII Regions, and *Logic* will time stamp the regions according to their position in the Arrange window. Keep in mind that, if the same region is used multiple times in the song, then *Logic* will use the position of the first instance of the region. For this reason, you will generally want to make all regions in your song "individual regions" before starting this procedure. Use *Logic's* Arrange/Functions/Convert Regions to

Individual Regions menu option to perform this task.

Next, load *Pro Tools* and add the audio regions using the Import Audio option found in the File or Region List menus. Enable Spot mode and drag the regions onto the desired tracks in the Edit Window. When the Time Stamp window appears, load the Original Time Stamp value into the Start Point window and hit OK. The region will now be located at the same position as it was in *Logic Audio*.

You can accomplish the task in reverse to move data from *Pro Tools* to *Logic Audio*. Here's how. In *Pro Tools*, select all the Regions in the Region Bin that you wish to export; then select Export Region Definitions from the Region List menu. Back in *Logic Audio*, choose Audio Window/File/Add Audio File to add the files that were exported from *Pro Tools*. Now select the files you've imported in the Audio window and select File/Import SDII Regions. The regions that now contain time-stamped info will show up with small clock icons to the left of their names.

Drag the Regions into the Arrange window onto the desired tracks, and with the Regions selected, choose the Functions/Regions to Original Record Position option. If the region has both an Original and User Time Stamp (see your *Pro Tools* documentation), then *Logic* will ask which time stamp you wish to use. Other than that, mission accomplished!

Mark of the Unicorn Performer and Digital Performer

Clippings

One recent addition to the drag-and-drop functionality of the Mac OS (7.1 and above) is clippings. Clippings allow you to drag and store selections of data in one quick, easy step. For example, open SimpleText, select a portion of text, and then drag the selection off the window into the Finder. You have just created a clipping! When you want to reuse the text, just drag and drop the clipping back into SimpleText (or any text editor that supports clippings).

Performer and *Digital Performer* are currently the only sequencers that support this handy tool. You can store just about anything as clippings: MIDI

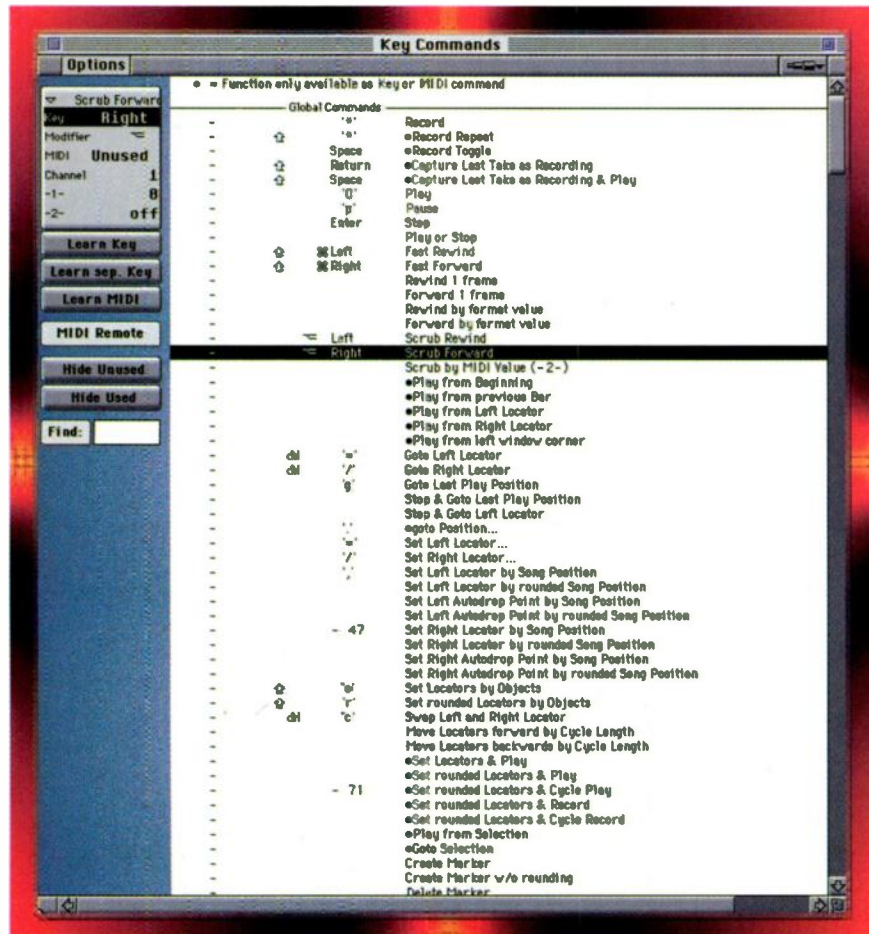



FIG. 4: The preset Key Commands in Emagic's *Logic Audio* are the key to many useful shortcuts. You can also create your own to customize the program.



DA-45HR
The 24-bit Master
\$2,149*



DA-60MKII
4-head Time Code Master
\$6,999*



DA-30MKII
The Studio DAT Master
\$1,399*



DA-20MKII
Project Studio DAT Master
\$969*



DA-302
The Dual DAT Master
\$1,869*



DA-PI
Portable DAT Recorder
\$2,059*

For the facts on the first family of DAT
and the entire line of TASCAM
professional audio products visit
www.tascam.com
or call TASCAM FaxBack at 800-827-2268.



TASCAM America, Inc. 1151 Telegraph Rd.
Phonix, CA 94603 (415) 751-2000
TASCAM Canada Ltd. 1000 White Street
Markham, Ontario L3R 9X9 Canada (905) 949-8888
TASCAM Mexico S.A. de C.V. (Road) Carretera #10
Carrizal, Coahuila, Mexico 01010 4476 (521) 664-1961
*Manufacturer's Suggested Retail Price (MSRP)

The **World's First**

24-Bit

DAT Recorder

(No Hype Required)



Now Available At Your TASCAM Dealer

With digital and analog I/O, word clock, and a menu driven environment, TASCAM's 24-bit DA-45HR DAT recorder is brilliantly designed to master from DAWs and other digital recording systems. Plus, its Standard mode provides complete backward compatibility with 16-bit DAT machines.

Make every mix a master work with the First Family of DAT. See the entire line of TASCAM professional DAT recorders at your dealer now.

TASCAM®

Take advantage of our experience.

circle #529 on reader service card

World Radio History

Sequencing SECRETS

data, audio data, musical phrases that consist of several tracks worth of MIDI and/or audio, and more. You can even store an entire sequence as a clipping. To create a clipping, you simply select some data (MIDI or audio) and then choose Copy to Clippings Window from the Edit menu. In some cases, you can simply drag objects, such as folders in the Finder or a sound bite in *Performer's* Soundbites window, directly into a Clippings window.

Listed below are a number of ways clippings can be used to help you create music quickly. *Performer* and *Digital Performer* have built-in Clippings windows that are globally accessible to any *Performer* sequence or can be attached to a particular sequence (see Fig. 5). New Clippings windows are created by using the Clippings submenu under the Windows menu.

Phrase scrapbook. If you find yourself constantly re-creating "bread-and-butter" grooves, start moving them into a Clippings window instead. Drum grooves are ideal for this. Useful bass lines can be stored and then transposed for any harmonic context. The same goes for any MIDI and audio phrase libraries, such as the incredibly useful Twiddly Bits library. This is a huge time saver.

Drum loop library. Clippings windows are an ideal way to organize a drum loop library in *Digital Performer*. Be sure to assign a tempo to each drum loop before storing it as a clipping. (Select the loop and choose Set Soundbite Tempo from the Audio menu.) Then, when you drop it into a sequence, *Digital Performer's* PureDSP time-stretching feature can match the tempo of the sequence in one easy step. (Just choose Adjust Soundbite to Sequence Tempo from the Audio menu.) Store all your tempo-mapped drum loops in a Clippings window and forget about tedious beat-matching when inspiration strikes.

Lost ideas. Sometimes you'll create a short, useful sequence that is not a complete composition in itself, but may get lost in the shuffle as a stored file. It

could consist of MIDI tracks, audio tracks, or both. Drop it into the Clippings window with the rest of your phrases. At a later date, if you have a deadline and you're short on ideas, start pulling out your "lost ideas" clippings, and you'll have great-sounding music in no time.

Effects configurations. MIDI and audio are not the only types of data that can be brought into a Clippings window. Effects combinations can be clippings too. Once you have created the "perfect" vocal chain for a particular vocalist, Shift-click each effect and then drag the selection into the Clippings window or a folder on your Mac desktop. To reuse the combined effects settings, just drag them from the Clippings window (or Mac folder) onto the desired inserts in *Performer's* Mixing Board window. Now, every time you work with this vocalist, your setup time will be greatly reduced.

This technique can be applied in other circumstances, as well. For example, using plug-ins like the Sonic Modulator and PreAmp-1, it's easy to create a clippings library of ready-to-use guitar tones. MIDI multi-effects can be created using this same technique.

Using Custom Consoles to Create MIDI Data

One of the joys of MIDI is creating new ways to input note data. Rather than just tapping on your keyboard, you can use *Performer's* Custom Console in combination with your keyboard's controller sliders to create a new way to input notes.

Here's an interesting way to simulate string or harp flourishes using the Custom Console and a Pitch Bend or Mod Wheel controller from your keyboard. First, create a slider in the Custom Console and select the source as a Continuous Controller or the Pitch Bend controller. Now select the Target as Notes and allow the value to be 0 to 127. (You can narrow this number down to get more precise note values if you prefer.) When you select the slider you've just created, it should be activated by your controller. Move the controller up and down, and you will hear a chromatic scale that will play as fast as you move the slider.

You can add sliders to associate with volume, reverb depth, and sustain of a track. With this combination of elements you can create an exciting tremo-

lo or flourish effect with your keyboard's Pitch Bend wheel. Want to drive your listeners insane? Create a Custom Console slider for notes and patch changes to generate a frantic wash of sounds. That will do the job!

Instant Percussion Sample Trimming

If you get tired of trimming drum samples for export into your sampler, you'll love this tip. Take a drum or percussion track and use the Dynamics/Gate plug-in. Set the Attack to 0.10 ms and adjust the Release and Threshold until you hear individual drum sounds with a reasonable decay. When this is accomplished, select the track and use the Bounce to Disk feature under the Audio menu. Be sure to check the option Add to Sequence. Once this operation is finished, select the newly created track and choose the Strip Silence option under the Audio menu. This will create individually trimmed, ready-to-go samples for export into your sampler. Now you can select all your new Soundbites and drag and drop them to your sampler via SCSI using *Digital Performer's* Drag and Drop sample system.

To create some really strange samples, try this technique with a nonpercussion audio track. One interesting trick is to insert the Sonic Modulator plug-in before the Gate on a sustained vocal track. Set the Sonic Modulator to modulate the amplitude of the track with a square wave. Now the Gate will create samples of a fixed, identical length.

Live MIDI Effects

Performer and *Digital Performer* support an open MIDI effects architecture that operates in real time. Many people enjoy the nondestructive nature of MIDI effects in a production environment but overlook the real-time performance opportunities this feature also presents. For example, by using the Echo MIDI plug-in, it's possible to create instant



FIG. 5: MOTU's *Performer* and *Digital Performer* both support clippings, which are small segments of data that you can insert anywhere in a sequence.

VETERAN REVIEWERS AND ENGINEERS CONFRONT REALITY. MACKIE'S HR824. THE GROUNDWELL OF HR824 MONITOR RAVES BECOMES A TIDAL WAVE.

Everybody makes glowing claims about their monitor speakers. But only Mackie Designs' HR824 Active Near Field Monitors have gotten this amount of acclaim from credible outside sources so quickly.

We know you're as serious about your creative product as these folks are. So why compromise with less than the best near field monitors? Visit your nearest Mackie dealer for a demo or call us toll-free for more info.



"Mackie asserts that the HR824s are 'smooth from 39 to 20kHz (+1.5dB)' and our tests corroborated the claim. This is no mean feat for monitors this size. The HR824s performed admirably, allowing us to distinguish very fine shades of tonal color and to establish subtle timbral and harmonic relationships between sounds. If

you are in the market for a pair of compact active monitors and you are not afraid of the truth, do yourself a favor and give the Mackie Designs HR824s a critical listen."

"Very tight bass... clean mids... crystal pristine highs. There's a truth to them. Once you hear you can't go back."

Frank Serafine,
Hollywood motion picture & TV sound designer



"Performance, features and a cost-not-barred design at a retail price of \$1500 a pair* make this product a



very good value. In the words of one person involved in these listening tests, 'I have a feeling that [the HR824s] will become the NS-10 of the late '90s and beyond' ...ubiquitous."



"[HR824s] sound incredible — I was extremely surprised by the low end response. Clarity, detail and reproduction in reverb tails is real good." Pat McMacon, Facility Director, Sony/Tree Studios

Sony/Tree Studios



"HR824s give systems costing twice as much a run for their money in terms of sound quality... they deliver a solid low end

that's surprising for their size and a flat transparent response across the spectrum."

"Very musical. Very accurate. We actually move them between our five rooms." Glenn Meadows, TEC-nominated mastering engineer, Masterfonics



World Radio History

circle #530 on reader service card

WOODBRIDGE, USA
800/898-3211
www.mackie.com

© 1998 Mackie Designs. All rights reserved. "Mackie" and the "Mackie logo" are trademarks or registered trademarks of Mackie Designs Inc. All other marks are used with the permission of the respective magazine publishers or the owners whose names appear.

* U.S. suggested retail price.

Sequencing SECRETS

layers of MIDI percussion on any MIDI instrument, including MIDI guitar. Here's how to use this nifty feature.

In the Tracks window, record-enable a MIDI track. Select your MIDI input and output devices using the pull-down menus next to the Record Enable button. This will route live MIDI data from your controller to the destination MIDI device. Next, open the Mixing Board and you'll see five Inserts per MIDI track. Clicking on an insert will reveal a pop-up menu. Select Echo, and the MIDI Echo/MIDI Effect plug-in dialog box will pop up. Select a dotted eighth note so the plug-in will generate auto-syncopated rhythms. Depending on the percussion sound you choose, a little transposition will help add variety to the results you generate. For percussion with a definite pitch center, you might want to choose a harmonically congruent interval like a perfect fourth

or perfect fifth. Nonpitched percussion can get by with smaller intervals, like a major second.

Additional MIDI effects can be inserted "in-line." Placing the Arpeggiator plug-in after the Echo, for example, will yield interesting results. You can also use the Bypass buttons, located on the top of each plug-in window, to instantly defeat any effect. By turning different effects on and off throughout your composition, you can create different-sounding sections, which may help give shape and structure to your music.

Opcode Studio Vision and Vision DSP

The Substitute Command

In both *Studio Vision 4.0* and *Vision DSP*, the Substitute window under the Do menu provides creative possibilities that not many users are aware of. To access this feature, open the Select/Modify window and select Substitute from the window's pull-down menu (see Fig. 6).

Substitute exchanges selected data of any kind in *Studio Vision* with the current contents of the Clipboard. For example, if you copy the note sequence

"A, B, C" to the Clipboard and substitute a note sequence of "E, G, G" for the original sequence, the notes will be replaced in one of two ways: you can tell *Vision* to replace each selected event with the entire contents of the Clipboard, or you can have it sequentially replace the selected events with independent events from the Clipboard. The Substitute command can also be used to perform some other unusual tricks. Here's one of our favorites.

Record a track with a rhythm tapped out on a MIDI device. Then copy a short audio file, such as a snare drum or vocal snippet, into the Clipboard by selecting it and pressing Command-C. Open up the Select/Modify window by pressing Command-G on the keyboard, and select Substitute from the pull-down menu in the window. Next, press Enter. Your MIDI track will now be replaced with the audio snippet on the clipboard playing the exact same rhythmic pattern. This is a great way to quickly create drum patterns composed of sampled sounds, even if you don't own a dedicated sampler.

RAM Disk Recording and Playback

If you're using *Studio Vision Pro* on an older system that lacks a fast, dedicated

STEINBERG CUBASE VST

Matching a Sequencer to Tape

One type of project that my company, Noisy Neighbors, is involved with is dance remixes for various artists. Typically, these artists bring us a master tape of their song and ask us to do a remix version for use in clubs or for inclusion as an alternate mix on a CD. The process involves playing their master and doing all sorts of overdubs (drums, loops, synths, etc.) in perfect synchronization. In many cases, I'll use only the vocals from the master and create a whole new music track for accompaniment. The songs we're remixing are often originally recorded by other producers using different sequencing systems, and I need an easy way to synchronize my sequencer, *Cubase Audio VST* (on the PC), to the master tape.

There are two ways that *Cubase* makes my job easier. Because we're often remixing dance tracks, we use a

lot of drum and rhythmic loops. But things can get tricky when you're trying to match the tempo of a song that was recorded using a different sequencer than your own, or the same sequencer running on different hardware. For example, on the original computer, the song might have been recorded at 120 bpm, and on a different computer, you might have to set the tempo to 120.02 bpm for it to play in sync.

One way to deal with this is to build a tempo map so you can actually record clicks into the computer and have it figure out a tempo map, beat by beat, that matches what's on tape. In the above example, the map might start with a beat of 120.03 bpm, then 120.01 bpm, then 120.02 bpm. (There are always tiny fluctuations.) The problem with this approach is that, if you want to use 1- or 2-bar samples of drum or rhythmic loops in your remix, they're not going to sound like they

flow into each other each time they're triggered. It's amazing what a difference 0.01 bpm can make when you're triggering long samples. A better way to approach this is to find a single average tempo that matches the master tape all the way from the top of the song to the end, and *Cubase* has a very interesting way of helping with that.

I find an average tempo by setting a SMPTE start point in *Cubase* that matches the SMPTE start time of the song on the master tape. I then have *Cubase* slave to SMPTE and generate a click so I can hear if it's in sync relative to the audio on the master. As *Cubase* plays, I adjust its tempo up and down with the Plus and Minus keys. Here's the coolest part: Every time I change the tempo, I'll hit the Spacebar. This causes *Cubase* to stop momentarily, recalculate its bar-position based on the new tempo, and then immediately start up synchronously.

hard drive for audio recording, consider using a RAM disk. This technique can be used with any audio system that does not require a dedicated external hard drive: Apple's Sound Manager, Digidesign's Audiomedia II and III, and Opcode's DATport, for example.

First, open the Memory control panel found in the Control Panels folder inside your System folder. Activate the RAM Disk by clicking the appropriate radio button, and then set its size in the space provided toward the right side of the window. Make sure you set it to a size that your system can realistically handle, while still leaving enough space in RAM to run whatever applications you may need open.

At this point, you'll need to restart your computer. After rebooting, the Mac OS will prompt you to format your new RAM Disk, which will appear on the desktop as a disk icon with an image of a RAM chip on it. Once you click OK and the disk is formatted, you can record and play back files from your new superfast RAM disk at transfer rates faster than those of any hard drive. This technique can come in handy if you're constantly plagued with "Hard drive too slow or fragmented" error messages or if you in-

tend to play back audio tracks while working with a movie in *Studio Vision's* QuickTime window.

In the latter case, try copying the movie to be played back to the RAM disk while keeping any audio tracks used in your production on a separate drive. Don't worry, you won't lose the contents of your RAM Disk if you crash or restart. The RAM disk *will* be erased if you power-down completely, though your system will prompt you first with a warning. To save all the files on your RAM disk before powering down, simply drag them onto your hard drive.

Calculating the Tempo of an Audio Segment

Working with audio segments and loops has become a mainstay of the production process for many contemporary musicians. It is often difficult, though, to determine the correct tempo of a loop. Thankfully, *Studio Vision* and *Vision DSP* make this a simple process through the Scale Time function found under the Do menu.

First, import the audio for which you wish to determine the tempo into an empty track and select it. Then choose the Scale Time function from the Do menu. At this point, a window listing

the various parameters for this command should open onscreen. Simply enter the length of your selected audio in bars and beats into the field for duration and make sure that the radio button next to Insert Tempos to Maintain Timing is checked. Now, when you click on the Scale button, the tempo of your sequence will match that of your loop.

Recording without a Metronome

In a sequencing environment, it can often be difficult to take a musical passage recorded without a timing reference and lock it into bars and beats for easy editing. To overcome this obstacle, *Studio Vision* and *Vision DSP* provide the Reclock function.

To begin, connect a non-latch-type footswitch to the Sustain pedal input of your MIDI controller. Turn off *Vision's* metronome and record your performance while tapping out time in quarter notes on the footswitch. When you've finished recording, select Reclock under the Do menu. The Reclock dialog window should now be open.

Select Same Click on Every Beat from the radio buttons. Further down in the window is the area where you determine what kind of MIDI message will

ing to the SMPTE time code again.

For example, if I'm playing at a tempo of 120.0 bpm (which is in sync at the beginning of the song), and it seems to be falling behind the master tape by the time we get to bar 50, I'll change the tempo to 120.1 bpm while still playing, and then hit the Spacebar. *Cubase* will momentarily stop, recalculate its position, and restart. Or, if *Cubase* seems to be ahead of the beat, I'll try the same thing with 120.05 bpm. It's an easy, fast way to zero in on a perfect tempo. I can then set my loops (in a sampler) to this tempo, and they'll all play perfectly and retrigger smoothly.

Triggering Drum Loops

Here's a method I use when I need to trigger lots of drum loops from my sampler. In *Cubase*, create an empty part that's one bar long, then double-click on it to open the Editor. Use the

Pencil tool to insert a middle C that's also one bar long, select that note, and shorten its length by one MIDI tick. This ensures that your "trigger note," which you'll be using many times, will turn off immediately before the next one is sent.

If your sampled loop has a long release time (fade out), shorten it or shorten the trigger note further to avoid hearing overlap. Set the Velocity of your trigger note to 100 (to allow some headroom) and then close the Editor. Now, from the Arrange window, duplicate the 1-bar part throughout the song using *Cubase's* Repeat command (Control-K) with the Ghost option selected. This creates copies of the part that will reflect any changes you make to the original, such as Velocity and delay.

If you plan to use more than one loop, copy the track to as many other tracks as you have loops, and

use the Transpose command to make each track trigger a different note. In your sampler, put all your loops on the same MIDI channel, but limit their key ranges to the different notes you plan to use. (Also, be sure that you "tune" each loop to play in the correct key when it receives the note you're using as its trigger.) This way, you can audition each loop or combination of loops from your keyboard very quickly. Another benefit is that you've only used up one MIDI channel for up to 128 loops (or however many keys you have on your controller). You'll find this technique can make loop organization easy and save you lots of time.

—Rob Arbittier, composer-producer who has scored hundreds of TV and film trailers; his most recent trailers are for *Godzilla* and *Les Misérables*. His recording credits include *Stevie Wonder* and *Michael Jackson*.

Sequencing SECRETS

be used as reference points to determine your new tempo map. Select the MIDI device and the type of message being used as a "click-point" (i.e., the Sustain pedal) in the window's pull-down menus. Finally, click on the Reclock button, and *Vision's* bar lines will now line up correctly with your recorded material.

Cakewalk Metro 4

The Rhythm Explorer

Metro 4.0 for the Macintosh provides some killer methods for building a song quickly. It offers extensive looping capabilities for assigning multiple loops inside tracks and allows you to build up a song with a drag-and-drop, pattern-based method.

But one of the coolest ways to beef up your song is to use one of *Metro's* brainstorming features, like the Rhythm Explorer. The Rhythm Explorer is a great tool for playing around with notes in your sequence, trying variations, exploring ideas, and breaking through creative roadblocks. (*Photoshop* users can think of it as a "plug-in filter" for MIDI tracks.) These tips will get you up and running on the Rhythm Explorer in minutes.

Metro 4 has an enhanced Rhythm Explorer—it's now a floating window, so it's easier to experiment with different notes in different tracks, solo and mute tracks, and loop the playback. We'll use examples from *Metro 4*, although this tip applies to some earlier versions of *Metro* as well, where the Rhythm Explorer appears as a dialog box.

Start with any groove you like—step enter it, play it in, or load it up. Next is the fun part: you can select notes, audition variations on those notes, and blast the changes into your track. Although the Rhythm Explorer works well on harmonic passages (especially using its arpeggiators) or melodies, the Rhythm Explorer is also perfect for percussion tracks. Let's experiment with a drum track.

CAKEWALK PRO AUDIO

Fixing and Fattening Vocals

John Mahar, production coordinator of the Minnesota Vikings, called me with a dilemma this past July. The Vikings wanted a new version of their theme song, "Skol Vikings." John had all the tracks recorded, but the vocals sounded weak and were not in sync with the music. The song is played at every home game to get thousands of Vikings fans riled up after a big play. Big plays need a big song, and weak, out-of-time vocals just don't cut it.

"Don't worry, I can fix your problem fast with Cakewalk *Pro Audio*," I told John. "Just send me your tape."

The first thing I needed to do was fix the timing problems. I started by recording all the music tracks into *Pro Audio*. I then opened the Audio view and split the vocal track at the beginning of each phrase to create separate audio events. Once the vocal track was split into separate events, it was easy to drag the different phrases back and forth until they aligned with the beat of the music. When doing this, it's helpful to have the music tracks open in the Audio view, side-by-side with the vocal tracks. That way, it's easy to visually align the start of vocal phrases to the beat.

The next step was to fatten up the vocals. For this I used a process called "layering." This technique works great for any tracks that need thickening, especially vocals and rhythm guitars.

First, I copied and pasted the vocal track until I had six tracks of the same vocal part. I then used *Pro Audio's* Time/Pitch Stretch function to drop the pitch down 0.1 semitone on track 2 of the vocals, down 0.2 semitones on track 3, down 0.3 semitones on track 4, up 0.1 semitone on track 5, and up 0.2 semitones on track 6. By subtly changing the pitch of vocal tracks, you give the illusion of multiple voices singing the same part. Time/Pitch Stretch offers options for different audio types. For this application, I chose Vocal as the Source Material and set the Advanced Settings to High Accuracy

and Formant Preserving Algorithm.

I now had a crowd singing, but it still sounded a little contrived. So to warm it up, I sent vocal tracks 2 through 5 to one of the aux buses in *Pro Audio's* Console View. Here I placed FX Stereo Chorus with the Thick Group Vocals preset and FX Stereo Reverb with the Arena preset on the tracks. I then sent the 100 percent wet submix to a separate output on my sound card.

With the wet and dry vocals combined, I now had the sound of a full stadium of raging fans singing "Skol Vikings." The song was ready. I sent it off to the Vikings' main office in Winter Park.

Then came the surprise: Winter Park called to say the song sounded "too new" and asked if I could try and make it sound a little more like the old version. (So much for state-of-the-art, slick production!) To solve the problem, I decided to add the old vocal track from the original version (circa 1970). But first I had some things to deal with.

When I recorded the original track into *Pro Audio*, there were two issues. The original recording was noisy and at a slightly different tempo. No problem. From within *Pro Audio*, I ran Sonic Foundry's Cakewalk DirectX Noise Reduction plug-in on the track. Then I used *Pro Audio's* Fit-to-Time command, and the old singers were singing right in time with the new ones.

There was still something missing, however. After listening to the original version a few times, I sensed that what was needed was more bass drum and tuba. I'm not much of a tuba player, so in came MIDI to the rescue. I was able to quickly add MIDI bass drum from a Korg NS5R and the tuba from a Yamaha MU90R. Now the song was complete. I sent it over to the Vikings and they loved it.

If the Vikings can perform as flawlessly out on the gridiron as *Pro Audio* did on this project, we'll see them at the next Super Bowl! —Tom Pearson, audio director for the Minneapolis Metrodome.

The best is now the quickest.



BASF's new Formatted ADAT Master saves you time and head wear.

Now you can get the world's best-performing ADAT Master already formatted—saving you time in the studio and wear and tear on your ADAT recorder head. BASF's new Formatted ADAT Master lets you record to ADAT immediately, without having to format a master tape.

PLUS, get all the benefits of an ADAT tape designed for ultimate performance:

- consistently lower error rates than any other major brand on the market;
- specially constructed ABS shell providing precision tracking, virtually eliminating dropouts caused by static or dirt;
- convenient sliding erase-lock tab offering a simple means to safeguard your masters.

Available in 40- and 60-minute lengths. Compatible with all ADAT Type 1, 16-bit recorders.



EMTEC Magnetics



Distributed in North America by EMTEC Pro Media, Inc. ☎ US 1-888-295-5551 Canada 1-800-817-4478 or visit our web site at www.emtec-usa.com

circle #531 on reader service card

World Radio History

The easiest way to work with percussion tracks in *Metro* is to view them in the Graphic Editor with the drum grid. All the notes in your track can appear with note names and will show up in the grid in different sizes—the louder the note, the bigger the dot (see Fig. 7).

Pick one or two bars of music and select a particular percussion note in those bars. For example, take several bars in a drum track and select the hi-hat notes. The easiest way to do this is to click the measure number to select the bar and then click the note name to select only those events. You could also drag over the measure numbers to select more than one bar and Shift-click the notes to select more than one note type.

Now open the Rhythm Explorer window by choosing it from the Window menu. The Rhythm Explorer offers numerous processing algorithms in a pop-up menu. These include two types of arpeggiators, functions to create random Velocity and groove patterns, options to add trill or flam effects, and different methods for randomly deleting notes. (There are seventeen in all.)

Pick several algorithms and decide what amount of randomness you want:

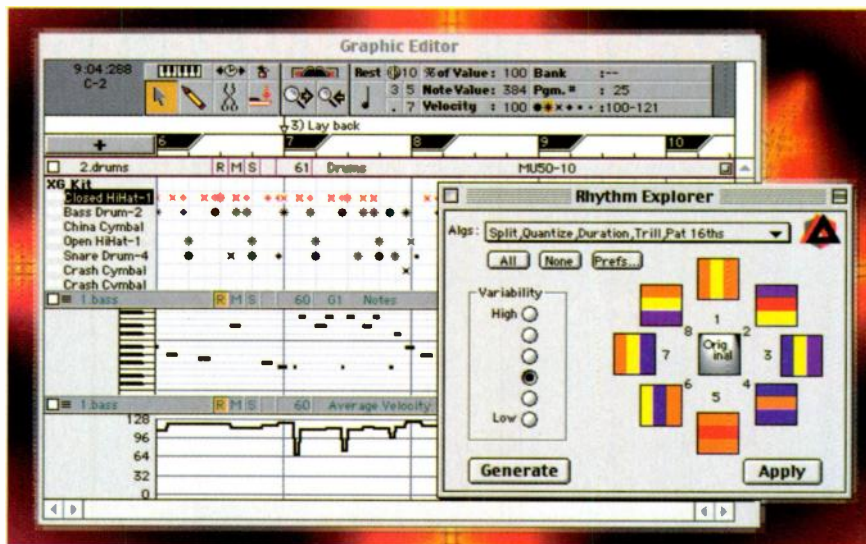


FIG. 7: The Rhythm Explorer in Cakewalk *Metro 4* allows you to alter existing material in numerous ways. It is especially useful when used with percussion notes.

Low variability all the way up to High. Then, click Generate, and *Metro* will immediately concoct eight variations of your original notes, which are represented by colorful squares. Each color represents one of the algorithms in the pop-up menu, and if there's more than one color in a square, it means *Metro* used more than one algorithm in that variation.

Audition the variations one-by-one by clicking them—you can use *Metro's* ability to solo and mute individual drum notes to hone in on the right groove while you audition. Once you find one you like, click Apply to replace the original notes with the new

groove. If you don't like the variations, click Generate again and get eight new ones to preview. If you use *Metro's* Cue Looping feature, which will loop selected notes for playback, you get a great sense of how the pattern will develop and groove over time as the measures repeat themselves.

Using the Rhythm Explorer and other *Metro* features, like Groove Quantizing and Human Feel, you can build a stunning groove in minutes, even from square, step-entered notes. It's a perfect way to put a spin on a Latin percussion track or build a pulsing techno beat, ready for dragging and dropping in patterns for fast song building.

There You Have It

We've brought together these tips and tricks with the hope that they'll enhance your sequencing skills and give you new ideas about how to reach your goals. Though technology alone can't guarantee that you'll be able to make great music, you certainly don't want it to slow you down. The sooner you learn how to utilize the incredible tools that are available to every desktop musician, the sooner you'll be on your way to creating the audio of your dreams.

Scott R. Garrigus is such a music technology fanatic, he has just about every issue of EM since June 1986. You can reach him on the Web at www.garrigus.com or via e-mail at scott@garrigus.com. Special thanks to all the manufacturers who helped us put this article together, and in particular to Costa Kotselas, Carl Jacobson, and Rich Thurow.

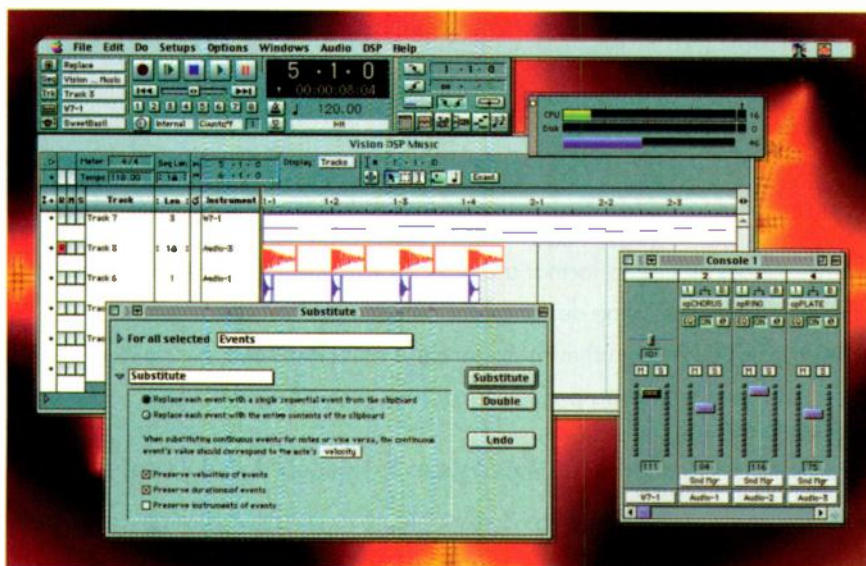


FIG. 6: Opcode *Vision DSP's* Substitute window exchanges selected data of any kind with the contents of the Clipboard.

It's Everything You Can Do With A 4-Track

Forget any preconceived notions about 4-track recording. The Fostex FD-4 digital 4-track multitracker opens a world of possibilities never before available in a single, self-contained recorder. Two "virtual tracks" allow you to bounce all four tracks into a stereo mix with no generational loss. This enables you to stack tracks as you go, adding to your heart's content. When you're happy, you can use the two virtual tracks to master your masterpiece. All with 16-bit, CD-quality audio.

Add to this a full-function 4-channel mixer that offers a pair of balanced XLR inputs, as well as 3-band EQ with wide-band parametric mid control, and two AUX sends per channel. Of course you get the advantage of full non-linear random-access editing with Undo/Redo of Copy, Paste, Move and Erase functions, as well as a suite of tools for Auto Location and Auto Punch In/Out. For storage, the FD-4 lets you choose virtually any SCSI-II media you'd like — Zip™, Syquest ez-flyer™ — or have an optional E-IDE drive factory-installed right into the FD-4. You never find yourself locked into a proprietary storage system.

Visit your Fostex dealer today and see why the FD-4 is like no 4-track you've ever imagined.

First Digital
Multitracker for
under \$600!*



**SCSI-II
RECORDING**

Choose your own SCSI or IDE hard drive or removable drive, such as Zip™ and ezflyer™ drives

**4
CHANNEL
MIXING**

With 4 input channels, 2 Aux sends, 2 stereo Aux returns, 2 balanced XLR mic inputs with trim control, and 3-band EQ per channel

**2
VIRTUAL
TRACKS**

For extra takes, rehearsals, mastering, and additional choices at mixdown

**SYNC
OUTPUT**

MTC Slave, MIDI Clock, SPP & MPC allow you to sync to external sequencers and programs

**DIGITAL
EDITING**

Copy Paste, Move, and Erase digital editing with Undo/Redo

**2
DIGITAL
IN/OUTS**

Digital input from 2-track source (CD, DAT, etc.) and 2-track digital output

FD-4
LIMITLESS
Fostex

*MSRP Not
Including
Drive

FOSTEX CORP. OF AMERICA • 15431 BLACKBURN AVE • NORWALK, CA 90650
TEL: 562-921-1112 • FAX: 562-802-1964 <http://www.fostex.com> • e-mail: info@fostex.com

Mixing for the

the



Illustration by David Ball

Avoid the
pitfalls of
the TV
music
mixdown.

SMALL SCREEN

By
Mike
Levine


Over the past few years, there has been a dramatic increase in the number of television audio projects turned out from personal studios. In much the same way that music performers and producers have taken advantage of the personal studio phenomenon, so television composers, sound designers, and advertising executives have also been reaping the benefits of working in noncommercial facilities. Many smaller-studio owners with experience only in music production have been crossing the threshold into television audio. In short, this is a booming business.


Though the methods for recording instruments and vocal talent for TV don't really differ much from those employed in music production, the television mixing process has a distinct set of problems and constraints that must be factored into the equation. These include mono compatibility, a limited dynamic range, and the addition of a voice-over track. If you're going to mix a commercial or soundtrack, but most of your experience has been with music projects, it's important to understand some of the differences between traditional record-style mixes and those done for television broadcast.

ONE MIX OR TWO?

Unlike a music recording, a television project involves two distinct mixes. The first is a mix of the music from multitrack to 2-track, which, although quite similar to a record mix, has significant differences that need to be addressed during the mixdown.

The second mix is referred to as the "post mix" (or "film mix"), during which the music, effects, voice-over, and location sound get combined. Because it's the last chance to add any necessary EQ or compression before the material is broadcast, the post mix also serves as the television equivalent of mastering. This kind of mix would probably not be carried out





in a personal studio, as it's often performed during the "lay back" session (the combining of the audio with the video), which requires specialized video equipment.

Every element of the music mix must gel coherently with the various parts of the post mix, so even if you're only involved with the music portion of the project, you need to work with the final product in mind.

LISTEN LIKE YOUR AUDIENCE

Despite all of the good-sounding stereo televisions on the market, a large percentage of the TV audience still hears programs in mono through 3- or 4-inch speakers. According to Joe Arlotta, an engineer at New York's Back Pocket Studios, the pitfall of many poor television mixes is that they don't take into account the sonic limitations of these speakers.

"I've think we've all heard those underscores where the only things you hear are snare drum and tambourine," he explains. "You know that there's a full band there, but because of the way it's mixed, you only hear the high-end instruments." Not only can TV speakers make bass frequencies disappear, they can also accentuate the levels of instruments that reside in the high and upper-mid ranges. Tambourines, shakers, and hi-hats are particularly prone to this problem and must be handled with care in a TV mix.

To avoid the potential problems caused by the small size of TV speakers, most engineers switch back and forth between their mid-size, close-field monitors (often Yamaha NS-10Ms or Genelecs) and small speakers similar to what you'd find in a typical television set. (Auratones are often used for this purpose.) The larger speakers are employed for the bulk of the mixing, but the mixes are constantly referenced on the smaller monitors to ensure that the relative instrument levels remain the same, regardless of the size of the speaker.

No matter what speakers you're monitoring with, it's generally a good idea

to keep their volume relatively low. One axiom of mixing is that you should monitor (at least some of the time) at levels close to those at which the mix will ultimately be heard. Therefore, for a television project, your level should be representative of where the audience will set the TV volume, which probably won't be as loud as a typical music mix.

SELLING THE PRODUCT

A television mix usually has a voice-over (known as a "VO") or dialog that sits on top of the music. In the case of commercials, the audio team's directive—be it from the production company or the ad agency—is to deliver that voice loud and clear, even if it means turning the music down quite low in the post mix. Jingles that are sung deal with the same issue: the singers are generally mixed much louder in relation to the music than they would be on a record.

Consequently, during the music mix, it's essential to make sure that the lead instruments don't interfere with any VOs or lead vocals, which may or may not already be recorded. To do this, you'll need to check your mix alongside any other audio that will accompany the music. This won't be as big a concern if you're working on something other than a commercial. For example, in a documentary, there may be long stretches of film with no voice, only music and location sound. In those cases, your lead instruments can be as hot as you want them to be.

TAKE IT TO THE LIMIT

Almost all television stations employ multiband audio limiters to prevent the program material from overmod-

ulating the transmitters and to keep the signal within FCC guidelines. More importantly, these limiters are also used to maintain consistency of volume and equalization, as television stations typically broadcast audio from a number of different sources. Therefore, any signal containing loud peaks will trigger these limiters to lower the overall level (see Fig. 1). For a commercial, this can be devastating, as it will make the ad sound quieter than the spots surrounding it—a big no-no in the advertising business.

To avoid such a faux pas, it's important to tailor your mix so that it triggers those limiters as little as possible. According to Tony Volante, an engineer at New York's Soundtrack Studios, you're more likely to sneak your music through unscathed if you apply the compression to keep the dynamic range under control. "The broadcast limiters are like security guards," he says, "and you don't want to leave it up to them to take care of compressing your tracks."

In addition to being subject to compression, signals containing an excessive amount of frequency information (especially in the high end) will be automatically equalized by the stations' processors. You can help prevent this by keeping your mix smooth across the frequency spectrum. However, it would be wise not to do too much equalizing on the small speakers; because of their limited frequency response, what seems like a modest EQ change could actually be a fairly sizable one. Volante agrees: "On smaller speakers, you'll find that turning EQ knobs doesn't change the perceived tone that much, and you just wind up overequalizing things."

Applying EQ during a television mix is a balancing act. On one hand, you're

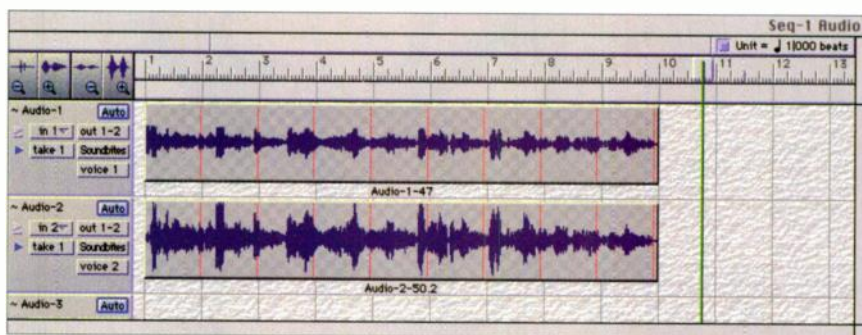


FIG. 1: This screen shot from Mark of the Unicorn's *Digital Performer* illustrates how broadcast limiters can squash the dynamic range of a signal. The bottom waveform represents the mono mix of a television jingle, taken directly from the master DAT. The top waveform shows that same mix after being broadcast, recorded from a conventional television set.

digital

three two eight

Menus are for restaurants

Spirit's unique **E-Strip** avoids the need for tedious menus, so 328 is as easy to use as an analog desk



Now available at authorized Digital 328 dealers!

32 x 8 Channel
Digital Mixer
with the
Human
Touch



SPIRIT
by Soundcraft

Spirit By Soundcraft, Inc.
4130 Citrus Ave., Suite 9
Rocklin, CA 95677

Tel: (916) 630-3960 • Fax: (916) 630-3950

The Spirit Digital 328 represents a refreshing departure in digital console design, retaining the ease of use of a conventional analog console, yet providing all the advantages of 24-bit digital. The 328 is nothing like a computer with faders. The key to the 328 is the unique "E-Strip", which avoids the need for tedious menus and brings instant access to all 16 channel inputs, 16 tape returns, auxiliary sends and returns, EQ and effects for each channel. Included as standard are two on-board Lexicon effects processors, two dynamic processors, Tascam TDIF[®] and Alesis ADAT[™] optical interfaces and a built-in meterbridge, with no hidden "options" to add to the cost. If you want the functionality of a digital console, but the common sense approach of an analog 8-bus board, you need to check out the Spirit Digital 328. It's a refreshing change!

\$4,999.95 U.S. Retail

Main Features

- 16 Mic/Line Inputs
- 8 Group Outputs
- Up to 42 Inputs at Mixdown
- 2 ADAT Optical Interfaces
- 2 Tascam TDIF Interfaces
- 3-band Parametric EQ
- AES/EBU Interface
- UltraMic+ Preamps w/ 66dB of gain
- Instant Recall Capability Recording
- Analog Console "Feel"


- 2 Lexicon Effects Processors
- 16 Digital Tape Returns
- 5 Pairs of Stereo Inputs
- 24-bit A/D and D/A Converters
- 128x Oversampling Throughout
- Snapshot Automation with 100 Scenes
- Built-in Meterbridge
- SP/DIF Interfaces
- 100mm Motorized Faders
- 2 Units may be Cascaded for 32 Tracks

www.spiritbysoundcraft.com

circle #532 on reader service card

World Radio History

H A Harman International Company



ACTIVATE YOUR SPACE

Introducing the new model 1029A. It's our latest active nearfield monitoring system that has all the integrity and performance you'd expect from a Genelec. It's accurate, features amazing dynamics, and can deliver big SPL's from a plug n' play, rugged aluminum enclosure. Best of all, the 1029A is *surprisingly affordable*. Then, there's our new 1091A, a matching, active subwoofer specifically designed to be the 1029's perfect bottom-end sonic companion.

And because Genelec has 20 years of active monitor design and manufacturing, you can be sure what you hear represents the audio truth. So, regardless of your Space, large or small – or your professional persuasion – broadcaster or rock n' roll, this Genelec active monitor system will let you hear the trees – even if you're not in the forest.



GENELEC®
ACTIVE MONITORING

The Whole Truth And Nothing But The Truth.

In the U.S. please contact: Genelec Inc., 7 Tech Circle, Natick, MA 01760 Phone: 508/652-0900 Fax: 508/652-0909
International enquiries: Genelec, Olvitie 5 FIN-74100 Iisalmi, Finland, Phone +358-17-813311, Fax +358-17-812267 Web: <http://www.genelec.com>

circle #533 on reader service card

World Radio History



trying to make things sound good on a cardboard-sounding TV speaker; on the other hand, if you goose the top or bottom too much, you'll have a mix that sounds lousy on bigger systems and also run the risk of triggering the broadcast limiters. Sometimes you can use compression, rather than EQ, to get an element to cut through a mix better on smaller speakers. Bass guitar tracks are a case in point: it may be tempting to boost the track's lower frequencies or increase its level, but unless you make subtle changes, your mix will sound unbalanced on larger monitors. Alternatively, if you compress the bass and squash down its peaks, you can get its overall level louder relative to the rest of the track. That way, the track stands out more without any change in frequency content.



Commonly used for mixing television audio, Auratone T5V monitors do a good job of simulating the typical speaker found in a television set.

SO LITTLE TIME

During record mixes, producers and engineers have been known to spend many hours (or even days) perfecting the mix of a single song. In television,

you're almost never afforded that luxury. In fact, many TV commercials are mixed in an hour or less. Because of these time constraints, engineers often use compression as a substitute for the

Perfect Synchronization.



The Unitor8 is an 8 input 8 output cross platform MIDI interface synchronizer and stand alone 32 patch MIDI patch bay. Offering incredibly fast lock times, stack up to eight units for up to 1024 MIDI channels, reads and generates SMPTE for LTC or VITC, time-code video burn-in and more. Shipping with comprehensive control software, the Unitor8 is a must for

audio/video production work and the perfect addition to any project or professional studio. Whether you are doing pre or post production work, the Unitor8 redefines the genre of MIDI interfaces/synchronizers and MIDI patch bays. Available at finer music and professional audio dealers worldwide.

Emagic Inc.
Tel: +530.477.1051 E-mail: info@emagic.de
Fax: +530.477.1052 http://www.emagic.de

circle #534 on reader service card

emagic

Technology with Soul.

All rights reserved. Unitor8™ is a Registered Trademark of Emagic®.

World Radio History

GROOVEMAKER



GrooveMaker + Dancity
 Fusion, House,
 Progressive,
 Dance, Jazzy...
 2CD-ROM set

\$69

MAC/PC

ARE YOU EXPERIENCED?

GrooveMaker is the only software that allows you to assemble randomly generated grooves in virtually limitless combinations... live!!! With just a few clicks you'll have tons of pro-sounding tracks ready to be exported to your favorite audio sequencer... Dancity includes 500+ hi-quality loops and 99 synth sounds for use with the included synth arpeggiator (more than 850 MByte of samples).

www.groovemaker.com



Contaminated

A vibrant, club interactive groove library for GrooveMaker Mac/PC. Metal dub and aggressive uptempo beats. Chemically altered sounds. 280+ hi-quality loops, 99 synth sounds (500+ MByte of samples). MAC/PC

\$49

NEW



Drumbastic

Interactive groove library for GrooveMaker Mac/PC. Nocturnal and soulful psychofrance with irresistible tribal grooves. 250+ hi-quality loops, 99 synth sounds (400+ MByte of samples). MAC/PC

\$49

NEW

CALL NOW!

1-800-747-4546

ILIO Entertainment, tel 918-707-7222 email: ilioinfo@ilio.com

Write for more info at ilio@groovemaker.com

Look for GrooveMaker in these fine stores
 Guitar Center *Santosh*



Mixing for the SMALL SCREEN

MONO COMPATIBILITY

As a rule of thumb, you should assume that the majority of the audience will be listening to your mix in mono. Sometimes, when you sum a stereo signal to mono, elements that are panned too far left or right can change in level due to phase cancellation, thus generating flanging or comb-filtering effects. To avoid these problems, some engineers pan elements (including effects returns) only to a maximum of three and nine o'clock.

Not everyone agrees that you need to do this, but no matter how you approach the panning issue, it's prudent to periodically check your mixes in mono to make sure that they're holding up. Some studios will have a single Auratone hooked up in mono—not a bad idea if you're in this business for the long haul.

Doing a mono-compatible mix also means that you'll have to work harder to keep the mix uncluttered from a frequency standpoint. If a mix is going to be listened to only in stereo, you have the luxury of panning elements that occupy the same frequency range to opposite sides. In mono, however, these elements will be pushed together, and the result can be a muddy one. You should keep this in mind and carefully utilize equalization to ensure that each piece of the mix fits into its own sonic space.

slower process of fine-tuning levels using an automation system. A compressor may not sound as natural, but it will get the job done alot faster.

If you're in a pinch for time, or if your studio has a shortage of good compressors, you can try compressing the entire mix, instead of processing each track separately. If you go this route, however, be mindful not to overly compress the mix, as this can cause pumping and breathing.

These by-products of compression are generally unwanted and viewed as a sonic detriment. But, according to Volante, sometimes you can use the pumping of a heavily compressed track to your advantage. "Compressors are going to pump—there's no way around it," he notes. "Sometimes you can utilize that effect to enhance what you're doing by making the pumping happen rhythmically in time with the music. Now, all of a sudden, sounds that were flat and dull start to come alive. The listeners won't perceive this as something wrong, they just hear it as a very live, aggressive sound."

SIX STEPS TO A BETTER TV MIX

1. Monitor at low levels to simulate the average listening environment.
2. Switch back and forth often between your regular monitors and smaller TV-type speakers (such as Auratones) to make sure your mixes will translate well. Be wary of equalizing when using the small monitors, because their limited frequency response can mislead you into overcompensating.
3. Make sure your mix is mono-compatible by periodically summing it to mono. One way to ensure compatibility is to pan no farther than three or nine o'clock.
4. Be sure to keep the dynamic range relatively small. Strong peaks are likely to trigger the broadcast limiters.
5. Keep lead elements lower than normal in mixes that will be combined with voice-overs or dialog; otherwise the entire music track may have to be turned down during the post mix.
6. Be deferential when working with clients, and try to handle absurd suggestions diplomatically.

EMU Audio Production Studio put power in your tower

EMU's Audio Production Studio (APS)

is nothing you'd expect from a "sound card" and everything you'd expect from an EMU product – a professional quality audio system for your Windows® based PC.

ITS A POWERFUL SAMPLER

While other "sound cards" are based on game cards, the APS was designed as a professional quality, 64-voice musical instrument. Use up to 32MB of your computer's RAM to record your own sounds or play the hundreds of included SoundFont™ samples – including original Proteus® sounds.

ITS A POWERFUL HARD DISK RECORDING SYSTEM

Other sound cards only let you record multi-track digital audio – we do that while we're a multi-channel sampler and an effects processor. Mix multiple analog (with 1/4" balanced I/O) and digital sources at the same time.


ITS A POWERFUL DIGITAL EFFECTS PROCESSOR

When other cards claim to replace "rack-mount" effects, all you get is a reverb with just a few controls. The APS's reverb is a full-featured effect with diffusion, hi & lo cut, early reflection and more. In fact, each of the 8 real-time effects and EQ's could stand alone as true studio quality devices – plus you can use all of the effects at the same time!

ITS A POWERFUL, COMPLETE, COMPATIBLE AND AFFORDABLE SYSTEM

The APS hardware consists of the E-Card (a Windows 95® PCI card with analog and digital I/O), the E-Drive (a drive bay replacement with microphone/line inputs and additional digital I/O), MIDI bracket, connecting cables, plus all of the basic software you'll need to sample, record, and process MIDI and audio. And, of course, the APS is compatible with most professional Audio/MIDI and multimedia software. Enjoy the Audio Production Studio's professional features and remarkable sound quality at the astounding price of only \$699.00 – see your dealer today!

For complete technical specifications, please visit our website – www.emu.com



E-MU SYSTEMS

East Coast Office:
155 Great Valley Parkway
P.O. Box 3035
Malvern, PA 19355-0735
(610) 647-3930

West Coast Office:
1600 Green Hills Road
P.O. Box 660015
Scotts Valley, CA 95067-0015
(831) 438-1921

© 1998, EMU-ENSONIQ
EMU-ENSONIQ, EMU, ENSONIQ, the EMU-ENSONIQ logo, Proteus, and SoundFont are trademarks owned and licensed by EMU-ENSONIQ, and registered in the United States, as indicated by ®, and in numerous countries, worldwide. Windows is a registered trademark of Microsoft Corporation. All other trademarks are property of their respective owners. EMU and ENSONIQ are wholly owned subsidiaries of Creative Technology, Ltd.

circle #536 on reader service card



Gearing up for Critical Vocals

Test procedures for determining the optimal signal path.

By Brian Knave

Part of the allure of the personal studio is low overhead. Rather than paying exorbitant hourly rates at a commercial facility, where the stress of the clock can make it hard to deliver an inspired performance, personal studio owners can relax and take plenty of time to perfect their parts. The muse, after all, is not a circus animal, ready to jump through hoops at the crack of a whip.


On the other hand, there are definite advantages to recording in a commercial studio. These include great-sounding rooms, a wide selection of

premium gear, and—this is important—experienced engineers who know how to get a great sound quickly.

So here's the million-dollar question: Is it possible to get as good a sound in a dinky little home studio as can be achieved in a full-blown commercial facility? Well, as my grandmother used to say, It all depends. Obviously, if you're recording, say, an orchestra, big band, or gamelan, then probably not. Even a 4-piece drum kit can prove a bear to record well in a garage or bedroom studio.

Many instruments do, in fact, lend themselves to small-space recording, and the voice is one of them. After all, small, dead-sounding vocal booths are often employed for recording vocals, even in major studios, at least for pop applications. And it's relatively easy to construct a dead-sounding space in a closet or garage. After that detail is taken care of, quality of sound depends on two things: the signal path and your knowledge of recording.

This month, I'll detail the test procedures I use to determine the best signal path for recording a particular vocalist. This is an elaborate process that I usually reserve for critical vocal tracks only. (By "critical," I mean final tracks for a CD.) However, it's very worthwhile, especially if you've never done it before. It teaches you how each piece of gear affects the final sound and how various components work



JACK DESROCHER



Their idea of a project studio...



Ours.

"This is a superb songwriting tool and highly addictive."

Julian Colbeck
EM

"The SK76 is a sophisticated, powerful and imaginatively designed workstation with plenty of depth and flexibility. Its sonic capabilities are impressive and versatile."

Simon Trask
Sound On Sound

"The SK76 has an array of connections and options that would make many a synth turn green with envy. If you are thinking about a keyboard which is versatile and programmable with a good set of sounds and automatic accompaniments, then you're thinking about the SK76."

John Bates
Keyboard Player

So you finally have your own project studio. Now if only you could get everything to work together properly, you'd be ready to start letting your ideas live and breathe. It doesn't have to be this way, you know. Consider the new **Generalmusic SK series** - simple, versatile and inspiring. Over 600 professional quality sounds plus the ability to import new samples from Kurzweil™, Akai™, WAV, AIFF and other formats with up to 32MB of Sample RAM. Up to 32 sounds can be layered together using 32 simultaneous MIDI channels.

The ingenious style section lets you take a simple idea and produce a professional sounding sequence in just minutes with no programming, (selecting from the 96 on-board styles which automatically detect the chords you play anywhere on the keyboard) Add to this the most powerful on-board sequencer in the industry, (250,000 events, 32 tracks, 16 songs) and the ability to store everything you create on the optional internal hard disk, it's not difficult to see why Generalmusic's new SK series is the dream solution to those project studio nightmares.



SK88

88 piano-weighted keys



SK76

76 lightweighted keys



GENERALMUSIC CORP: 1164 Tower Lane - Bensenville, Illinois 60106 - Phone 630/766-8230 - Fax 630/766-8281
Internet: <http://www.generalmusic.com> - CompuServe: GO GMUSIC - E-mail: gmail@generalmusic.com

circle #539 on reader service card



The Sennheiser MD421 dynamic microphone is typically thought of as a tom mic, but it's also an excellent choice for certain vocalists.

together—the key knowledge required to ensure an optimal signal path for the application at hand. Each time you perform the tests, your knowledge base grows, which ultimately pays off by enabling you to work faster and smarter.

QUALITY COUNTS

When you're going to record critical vocal tracks, make every effort to get your hands on the best gear you can. Aside from whatever recording medium you've decided to use, the requisite gear includes a microphone, a mic preamp, a dynamics processor (which may not even be needed), and perhaps a D/A converter, if the recording medium is digital. Those are only a few things, and the fewer the better: in the interest of audio quality, it's wise to keep the signal path as short as possible. Let your mantra be Direct-to-tape whenever possible.

Even among those few items, there are countless products to choose from. Of the four, the microphone is the most critical. However, in the end, the recording chain is only as strong as its weakest link, so it's important to search out quality equipment in each category. What's more, despite the reputation of any particular piece of gear, it's impossible to know in advance how any two products will sound together, short of giving them a try. Unfortunately, this luxury is seldom available to the personal-studio recordist.

So what's a fellow to do? Scrounge. Borrow. Beg. Rent. Do whatever it takes to amass the gear you need. Try to get at least three different mics, preamps, and

dynamics processors to make the tests worthwhile. Then, your task is to compare. (I skipped converters, but if you're really fastidious, you'll want to compare a few of those, as well.)

THE MICROPHONE

Start with the microphones, using the stock mic preamps on your console. Your goal is to find the mic that flattens the voice the most—and, ideally, allows you to record with no EQ. Usually, large-diaphragm condenser mics are best for recording vocals, but not always. Sometimes a condenser is just too brittle sounding or revealing, especially on a harsh voice. In those cases, a dynamic or ribbon mic may provide a better sound. Again, you never know until you compare.

Don't fall into the trap of thinking that the most expensive mic is necessarily the best. The choice of mic should always depend on how it sounds on the voice in question (unless, of course, you're using the mic to create a special effect). Bonnie Raitt, who can afford whatever microphone she wants, has been known to use a relatively inexpensive dynamic mic, the Electro-Voice RE20, for her studio vocal tracks.

To compare microphones, set them up in a tight cluster with the capsules aligned on a horizontal plane facing the singer. (Depending on the size of the mics, six is about the most you can group together for a practical test.) Set any multiple-pattern mics to the cardioid position, and disengage all pads and high-pass filters. Likewise, on the board, make sure all pads, filters, and effects are disengaged for the channels handling the mic signals (both send and return). The point is to even the playing field so you can hear each mic in its flat, "unaffected" state.

Position the singer about two feet back from the mics. This allows enough time and space for the sound to open up so that each mic gets hit with the same information. Next, while the

singer rehearses the tune, adjust the gain for each mic preamp until all track levels are the same. This is critical to the process, as even the slightest disparity in levels can skew your perception, possibly leading you to favor, unfairly, one sound over another.

Now it's time to record a pass and listen to the results. Initially, at least, use studio monitors rather than headphones to listen to the tracks. First, mute each channel. Then, unmute one at a time to compare the signals. Listen to each track both with the music tracks and soloed (to check for mic self-noise, room noise, etc.). Discerning which mic sounds best is a somewhat subjective matter, but hopefully it will be readily apparent. (Of course, the paying client always gets the final say.) Once you've selected the microphone, it's time to match it with a preamp.

THE PREAMP

The procedure for comparing mic preamps is much the same as for comparing mics. If you have the resources to split the mic signal and send it through several preamps at once, great. In lieu of that, however, you will have to record a separate pass for each preamp. (This also means that the singer will have to match his or her tracks one to another.)


Again, use each preamp in its "flat" state, with no pads, filters, phase-reverse switches, or dynamics processing activated. (You can play with that stuff later, once you've selected the preamp.) Be sure to match the levels as closely as possible. If one track is recorded hotter than the rest, you can compensate for the difference by using the faders during playback.

The differences between preamps can be subtle, so listen carefully. Often I find it helpful to pan the tracks hard left or right, so I can listen through one speaker only. Things to listen for include openness, airiness, body, clarity, coloration, and detail. Personally, I



Of the fifteen presets offered by the affordable PreSonus Blue Max Smart Compressor, three are ready-made for vocal applications. There is also a manual setting to allow for user-specific input, ratio, attack, release, and output settings.

Finally, A Sequel That's Actually Better Than The Original



The QS6.1's four real-time control sliders are assignable to any mod destination, including envelopes, LFOs and even multi-effects.



With two expansion ports, the QS6.1 can access another 16MB of sounds for a total of 32 meg available at once. Use our QCard[™] expansions in your musical style of choice, or burn your own samples to a Flash RAM card using the included Sound Bridge[™] software.

It doesn't usually happen this way. Sequels are supposed to be boring and derivative. But the new QS6.1[™] takes the powerful 64 voice synth engine of the original QS6 and supercharges it with double the sound memory, double the expansion capacity, new performance features and much more. So how is it that the QS6.1 got a whole lot better than the keyboard it replaced while actually costing less? The answer is that this sequel is from Alesis – the company that always delivers more than you expect.

QS6.1
64 VOICE EXPANDABLE SYNTHESIZER

QS6.1 New Features

- Double the sound ROM of the QS6 (16MB internal)
- Now includes Alesis' stereo grand piano sounds from the QS8
- Enhanced GM sound set
- Double the expansion capacity (up to 32MB total)
- Four control sliders
- Big new LCD display
- New dedicated buttons for Transpose and Sequence Select
- CD-ROM software pack with sequencing, editing, extra sounds, demo programs and more
- Internal power supply
- High speed serial port

circle #540 on reader service card

Alesis Corporation

1633 26th Street Santa Monica CA 90404 800-5-ALESIS alecorp@alesis1.usa.com www.alesis.com

For more information on the new QS6.1, contact your Authorized Alesis Retailer or visit our web site.

© Alesis is a registered trademark; QS6.1, QS6, QCard and Sound Bridge are trademarks of Alesis Corporation.

ALESIS

● RECORDING MUSICIAN

tend to favor a very open, transparent (i.e., uncolored) sound with good detail (hard, clean edges rather than soft, smeary ones) and full body (i.e., with plenty of lows, and not thin-sounding).


Of course, sometimes coloration is what you're after: for example, when you're matching a tube mic preamp with a solid-state mic in hopes of "warming up" the signal. (I've found that a quality tube mic adds a more desirable "tubiness" to the sound than a solid-state mic going through a tube mic preamp. And here's a tip: if you really want a lot of tube coloration from a tube mic pre, try a lower-priced unit rather than a high-end one.)

THE DYNAMICS PROCESSOR

After selecting the mic pre, you can compare dynamics processors. Is this starting to sound like a hassle? Well, it is a hassle! But I guarantee that if you compare several different compressors head-to-head, you'll hear a surprising amount of variance in the types and amounts of coloration that each imparts to the signal.

For vocals, I generally prefer the sound of tube compressors with optical (rather than VCA) control, because they tend to sound fatter, fuller, and more luscious than solid-state, VCA-based units. On the other hand, optical compressors may not give you as much precision control as VCA-based models. Again, comparison is the only way to learn what sounds and works best for the particular singer, song, and signal path.

Other useful dynamics processes for recording vocals include expansion and peak limiting. Usually, my first approach is to attempt recording without *any* dynamics control. But various factors often make this impractical. For example, in a studio plagued by environmental noise (such as trucks roaring by just outside the door), an expander can keep down the noise between sections. Or, for a song with a broad dynamic range, a compressor will allow you to bring up the quieter parts without increasing the loud parts too much.




The affordable A.T. Tube MP is practically a must-have for the budget-challenged personal-studio recordist. Not only can it add some serious warmth to vocal tracks, but it also works great as a DI for recording electric bass guitar.

I do everything possible to avoid peak limiting (including coaching the singer on working the mic). However, when recording digitally, it's better to catch overshoots with a peak limiter than to allow an otherwise stellar performance to be ruined by digital distortion.

Bellari

Studio Tube Processors



RP520 Studio Tube Mic Preamp

- Smooth, warm sound
- 30 dB Input and Output Padding
- Phase Reversal
- Analog Metering

RP583 Studio Tube Compressor/Limiter

- Designed for Subtle compression applications such as: Vocals - Program Material - Soft Instruments
- Side Chain for direct detector circuit access
- Smooth, natural tube compression
- All Tube Gain Circuitry

RP562 Studio Tube Sonic Exciter

- Restores Signal Clarity
- Adds Life and animation to the Sound
- Automatic Sound Separation
- Adjustable 18dB/Octave Subwoofer
- Subwoofer Clip Indication

Bellari products have the sound you've been looking for. They maintain plate voltages ranging from 150 volts in the smaller units, to 250 volts in the rack-mount preamps and processors. What that means to you is warm vocals and instrument tracks that subtly make their presence known in a mix. All Bellari tube compressors use light/photocell elements in their gain cell for smooth, distortion-free compression.

RP533 Studio Tube Multi-Processor

- ALL THE GREAT FEATURES INCLUDED IN THE RP520, RP583, AND THE RP562 IN ONE MONO UNIT



Check out our NEW LA120 Tube Compressor/Limiter with the same great features of the RP583 in a single channel unit.

Bellari

Bellari is a division of
Rolls Corporation

5143 South Main Street
Salt Lake City, UT 84107
(801) 263-9053 • FAX (801) 263-9068
email: bellari@rolls.com
www.rolls.com

ACID™ IS THE BEST REVIEWED LOOP-BASED MUSIC PRODUCTION TOOL OF THE YEAR!

"very much like magic"

Paul Lau, Canadian Musician Magazine

**"the coolest, easiest
way to remix"**

Doug Beck, Professional Remixer

"true innovation"

Craig Anderton, EQ Magazine

NOW
SHOWING

Sonic Foundry presents

ACID

www.sonicfoundry.com, toll
800.577.6642

"ACID is an absolute godsend"

Jeff Mack, Audio Media Magazine

"the standard bearer for a new revolution"

David McCandless, The Daily Telegraph

ACID™ is a breakthrough music production tool from Sonic Foundry which brings unprecedented creative flexibility to loop arranging and editing. Combine any of the hundreds of included loops or import .WAV or .AIF loops to create custom music in minutes.

**NOW AVAILABLE
EVERYWHERE**

Call 1 800 57 SONIC for a dealer near you
or visit our Web site at www.sonicfoundry.com

Madison, WI 53703 Tel: (608) 256 3133 Fax: (608) 256 7300 CompuServe: 74774.1340 or
GO SONIC, Internet: sales@sonicfoundry.com Sonic Foundry and Sound Forge are registered trade-
marks of Sonic Foundry, Inc. Other products mentioned are trademarks or registered trademarks of
their respective manufacturers.

circle #542 on reader service card
World Radio History

More Power.



More tools. More flexibility. More music.



"...Digital Orchestrator Plus is a superb value that gives you more for the money than anything in its class."
— *Electronic Musician*,
Editors' Choice 1997

That old creative maxim, "Less is More" applies to great music. Not to the creative tools you use to make it.

Simply put, we took Digital Orchestrator Plus, the best digital audio sequencer on the market according to the editors of *Electronic Musician*, and made it better, period. At a price that blows the competition away.

Digital Orchestrator Pro puts tremendous creative power at your fingertips with powerful new features like a Graphic Controllers Editor, Graphic EQ, Position Markers and many more digital audio transforms. And with newly designed transport controls, navigation is silky-smooth. Whether you're a current user ready to upgrade, or a newcomer ready to be blown away, Digital Orchestrator Pro satisfies your craving for more.

So buy smart. Get more. Spend less.

Contact your local music retailer, software outlet, or visit us at www.voyetra.com.

Digital Orchestrator Pro
THE PREMIER DIGITAL AUDIO SEQUENCER

Voyetra
Technologies Inc.
1.800.233.9377
Email: sales@voyetra.com
5 Odell Plaza, Yonkers NY 10701

Download a FREE DEMO — www.voyetra.com

© 1997 Voyetra Technologies Inc. All rights reserved. Digital Orchestrator Pro is a trademark of Voyetra Technologies Inc. All other trademarks are the property of their respective companies and are hereby acknowledged.

● RECORDING MUSICIAN

THE ROOM

In a sense, the recording space is also a part of the signal path because its ambient sound is critical to recording great-sounding vocal tracks. Even with the best gear in the world, you won't get a good sound in a space that's riddled with unwanted echoes, standing waves, or excessive environmental noise.

Usually, a fairly dead-sounding space is preferable for recording vocals. A vocal booth is ideal, but you can get similar results by deadening a corner of the room with studio foam and then setting up the mic so that the capsule faces into the corner. If you still hear unwanted reflections, position a foam-covered partition in front of the corner, effectively walling it in. If the recording gear is set up in a bedroom, try recording in a clothes-filled closet. Rugs, carpet, padded furniture, and draperies can also be used to help deaden the acoustics of a space. (For more information on acoustics treatment, check out "Silent Partners" in the August 1996 *EM*.)

If house-induced environmental noise is a problem, deal with it. For example, refrigerators, freezers, hot-water heaters, and telephones can be unplugged temporarily to quiet the recording space. To quell outside noise, close windows tightly and cover them with foam or some other material.

ALL TOGETHER NOW

One alternative I haven't discussed is the use of multifeatured, "channel-strip" type units, commonly called voice processors. These typically comprise a mic preamp, dynamics processor, and EQ section in a single box. Some also contain exciter circuits and A/D converters.

Obviously, a voice processor can greatly simplify assembly of the signal path. In my experience, however, I've found that a unit with a great-sounding mic preamp doesn't necessarily have the best dynamics section (or vice versa). For that reason, it still pays to compare the individual sections, any of which can usually be bypassed if necessary.

In an upcoming "Recording Musician," we'll cover specific tips and techniques for recording critical vocal tracks. In the meantime, set up that gear and start comparing.

Brian Knave is an associate editor of *EM*.

circle #543 on reader service card

Aural Fixation Allowed.

Every so often a product comes along that changes the way people create music. **Mixman Studio Pro blurs the edge between traditional sampling AND**

sequencing products by integrating them into a fluid, musically intuitive package.

It was built from the ground up to provide maximum control of your **music**, without clouding the creative process with mindless technical details. **All this power (without having to break the bank).**



Editing Studio

- Cell based editing
- Copy/Cut/Paste
- Dynamic parameter control*
- Quantize
- Control pitch, panning, volume & tempo over time



FX Studio

- 5 FX for each track
- 99 FX presets
- Pro FX algorithms*
- Create custom FX & Multi-FX presets

Filter Sweep, Reverb, Wah Wah, Flange, Envelope Follower, Distortion, Delay, Time Stretch, Low Pass, Mid Pass, Band Pass, High Pass, Auto Pan, Pitch Shift, Multi-Trigger



Remixing Studio

- 16 audio tracks
- 256 voice polyphony
- Volume crossfader
- Real-time control*
- Live performance mode
- * Control pitch, panning, volume & tempo while playing



Recording Studio

- Record .wav files
- Link to sound editor
- WaveLab LITE included



www.mixman.com

Studio pro
THE PROFESSIONAL REMIX TOOL



Going by the Book

The Red Book specification is the last word on audio CD.

By Markus Fest and Rob Griffith

As CD-Recordable (CD-R) technology becomes a standard feature in every professional and project music studio, musicians are becoming increasingly concerned that their CD-R software and hard drive be able to produce audio CDs suitable for mastering and playback. To accomplish this, it helps to understand the Red Book specification for CD-DA (Compact Disc Digital Audio). This article will present an explanation of this format, which should be useful to studio musicians and engineers who want to create audio CDs on the desktop.

While the actual name of this specification is "System Description Compact Disc Digital Audio," it has come to be known as "Red Book" because of the color of the booklet in which the specification was first published. The spec, which was finalized by Philips and Sony in 1980 and later published as IEC standard 908, defines a physical and logical format for storing audio and other data on a compact disc. (You can purchase a copy for \$115 from the American National Standards Institute. Visit their Web site at www.ansi.org.)

Much of the Red Book specification defines physical characteristics such as the size and thickness of the CD, the wavelength of the laser, and the type of error correction used. Some characteristics, such as the wavelength of the laser light, were based on engineering considerations, while others were based on marketing decisions. For instance, the physical diameter of a CD was based on diagonal measurements of a cassette tape.

The most important portion of the Red Book specification defines logical structures. These include Lead In, Lead Out, tracks, gaps, Index Points (which mark time within a track), sampling rate, audio channels, and subcode channels P through W. (A subcode channel is an additional stream of reference data that will be discussed shortly.) It's very helpful to understand how data is formatted on a disc.



What makes the EX-series synthesizers a breed unto themselves?

It's a lot more than attitude, baby. In fact, it's even more than 128-note polyphony for \$2195* (EX5R tone generator) or \$2695 (EX5 76-note keyboard).**



The EX5 with SCSI and analog expansion boards installed.

Ponder the FIVE tone generation technologies: sampling, AWM2, AN (Analog Physical Modeling), VL (Virtual acoustic Physical Modeling, EX5 and EX5R) and our new FDSP (Formulated Digital Sound Processing) which models characteristics of instruments and synthesis processes. Now you can use virtually any

method known to man to create and express your sound without leaving your EX synthesizer.

As workstations, they simply have no peer. Consider the 16-track linear song sequencer, the 8-track pattern loop sequencer and the 4-track arpeggiator with 50 presets, 50 user types and 17 modes (any of which can use the 100 preset groove quantize templates). And with the new MIDI keymap, tracks from the pattern sequencer, 8-track patterns or sample loops can be assigned to any individual key.

For real-time control editing and performance there's six programmable knobs, a ribbon, a breath controller input, a pitch bend wheel, two mod wheels,



**EX5R
Tone
Generator
\$2195*

four assignable foot controllers and two scene memories. The EX systems are also expandable to 65MB sample RAM, 8MB flash ROM, SCSI, and individual or digital outputs.

There has never been a synthesizer, at any price, that gives you all the EX-series gives you. Now there's three. See them at your Yamaha Digital Musical Instrument dealer or call (800) 932-0001 ext. 689 for more information or visit us at www.yamaha.com.

YAMAHA®

©1998 Yamaha Corporation of America,
Digital Musical Instruments, P.O. Box 6600, Buena Park, CA 90622
**The EX7 synthesizer features 64 note polyphony, AN and FDSP, \$2195.

Meet Generation EX.



TAKE THE LEAD

The Red Book spec says that a CD must contain a Lead In Area, Program Area, and Lead Out Area (see Fig. 1). Contained in the Lead In is a Table of Contents (TOC) that lists track numbers; the location of each track in terms of minutes, seconds, and sectors (75 sectors per second); and the end point of the CD. A disc can contain up to 99 tracks (tracks 1 to 99). A track can contain up to 100 time markers, called Index Points (0 to 99). The Program Area is the area that actually contains audio tracks or data. The Lead Out Area is 90 seconds long and is encoded as a silent track. It is used as a reference point in case the CD player overshoots the Program Area.

Each track of audio must contain at least one Index Point that indicates the start of the track (Index 1). Often, there's a gap prior to the start of a track, in which case another Index Point (Index 0) is required. The TOC, however, only references the start of each track (i.e., Index 1) and tells where each track begins in terms of Absolute Time. (Time is measured on a CD as either Absolute Time, counted from the beginning of the Program Area, or Relative Time, calculated from the beginning of the track.) The TOC, then, will include each track number and the Absolute Time where Index 1 is located in each track.

According to the Red Book standard, CD audio is stored as 16-bit stereo data, which can also be calculated as 4 bytes (2 for each channel) per sample. Because time is divided into 75 sectors per second, each sector contains 2,352 bytes, so each second contains 176,400 bytes. To put it another way, 176,400 bytes divided by 4 bytes per sample equals 44,100 samples per second, which is how we arrive at the standard sampling rate for CD audio.

Red Book allows several audio channels to be interleaved and played si-

multaneously. Of course, everyone is aware that audio CDs contain a left and right channel. In fact, Red Book allows up to four channels of audio—quadraphonics revisited! However, it would be difficult to find a CD that actually contained four channels of audio and just as difficult to find a CD player that could play it.

CHANNEL SURFING

In addition to the audio data format, Red Book defines subchannels P through W. Channel P is a single-bit flag originally intended to provide simplified playback systems with a way to find

the start time of the Lead Out. The UPC/EAN is the catalog number of the disc and does not change from track to track. The ISRC consists of twelve characters representing the country, owner, year, and serial number of the recording. Each track can have a unique ISRC, and the ISRC can be used by radio stations to track which songs have been played.

When we talk about PQ subcode editing, we are really talking about editing the Q channel, especially the start and stop points of tracks.

INDEX POINTS

A track usually has at least two Index Points, Index 0 and Index 1 (see Fig. 2). Index 0 marks the beginning of the gap that precedes the track. As mentioned earlier, the location of each track is stored in the TOC. The TOC doesn't store Index 0, but it does store Index 1. It is sometimes useful to use a nonsilent gap (containing applause, for example). To play this gap, you have to start at Index 1 of the previous track and play through the entire track, because CD players do not start with Index 0.

Index 1 defines the Relative Time as 00:00:00 in a track. Therefore, Index 0 is always a negative Relative Time. For example, if a gap is two seconds long, Index 0 is -00:02:00. However, the pause can actually be any length, including zero seconds. In that case, no Index 0 is required.

Red Book allows the option of storing up to 100 Index Points within a track, but most audio CD players can't see Index Points other than 0 and 1. The TOC only describes Index Point 1, so there is no practical way for most CD players to jump to any other Index Point without searching the disc. People sometimes ask, "What good are they?" As a matter of fact, Index Points within a track are useful in complex music forms, such as classical music, to mark different

▼
**The Red Book
 specification
 defines a format
 for storing audio and
 other data
 on a compact disc.**

the gaps between tracks. No playback systems actually use this method, though.

The contents of the P channel are completely determined by the Q channel, so CD mastering software requires no special user input for the P channel. The Q channel controls the gap, tells the current time within a track, indicates the current track number, and allows for the placement of Index Points within a track (see the table "Contents of the Q Channel").

Finally, the Q channel can contain other useful data, including ISRC (International Standard Recording Code), UPC/EAN (Universal Product Code/European Article Number) codes, and

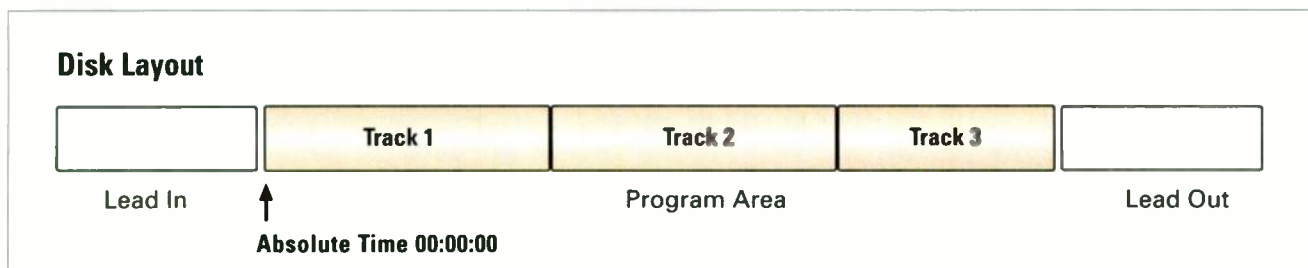
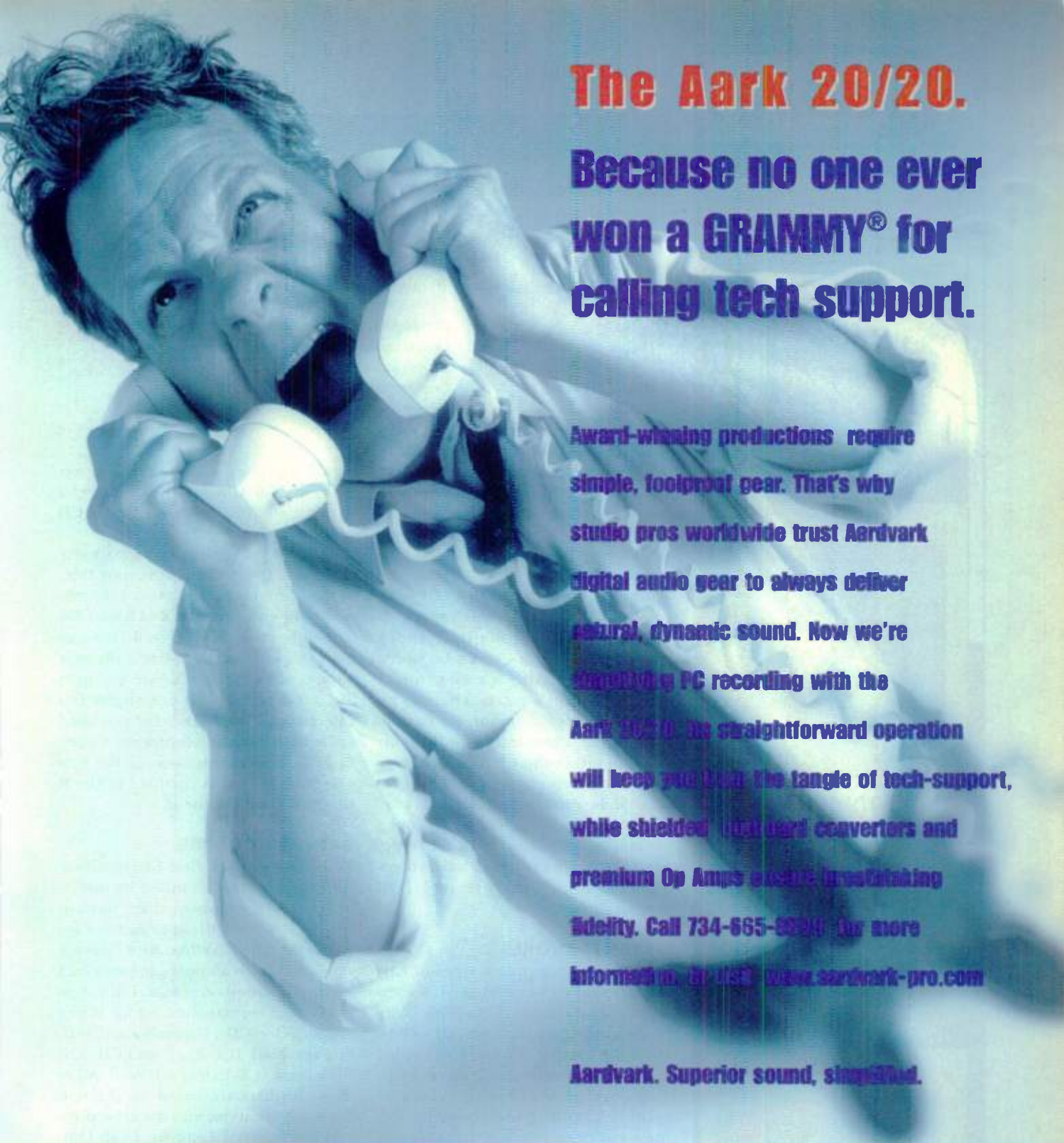


FIG. 1: The arrangement of data on a CD is detailed in the Red Book audio specification. All discs will contain a Lead In, Program Area, and Lead Out.



The Aark 20/20.

Because no one ever won a GRAMMY® for calling tech support.

Award-winning productions require simple, foolproof gear. That's why studio pros worldwide trust Aardvark digital audio gear to always deliver natural, dynamic sound. Now we're simplifying PC recording with the Aark 20/20. Its straightforward operation will keep you from the tangle of tech-support, while shielded line level converters and premium Op Amps ensure breathtaking fidelity. Call 734-665-8899 for more information, or visit www.aardvark-pro.com

Aardvark. Superior sound, simplified.



- 10 inputs/10 outputs
- 20-bit A/D D/A
- 24-bit digital, 24-bit DSP
- Digital patchbay
- Tone & silence generation
- Virtual monitor mixer
- Steinberg ASIO & Win 95/98
- \$799

Professional PC Recording

World Radio History

tel: 734-665-8899 fax: 734-665-0694

circle #546 on reader service card

Aardvark 




WWW.WAVES.COM

PRICE & PERFORMANCE

MAXxBASS

PLUG-IN FOR BASS ENHANCEMENT



NOW ONLY \$300

NATIVE POWER PACK

AUDIO PROCESSING SOLUTION



NOW ONLY \$495

THE TDM BUNDLE

COMPLETE PRO AUDIO



NOW ONLY \$1000

WAVES GOLD BUNDLE

ALL THE WAVES' PLUG-INS



NOW ONLY \$2300

THE RIGHT TOOLS, EVERYTIME!

PLUG INTO THE POWER OF WAVES!

US WAVES 6716 CENTRAL AVE. PIKE, SUITE 8, KNOXVILLE, TN 37912 USA
TEL: 1-423-689-5395, FAX: 1-423-688-4260

circle #547 on reader service card

● SQUARE ONE

Contents of the Q Channel

CONTROL	2- or 4-channel audio, copy bit, preemphasis bit
ADR	ADR = 1: Position information as described here ADR = 2: Remainder of data is UPC/EAN code (if present at least 1 out of every 100 subcode frames) ADR = 3: Remainder of data is ISRC code (if present at least 1 out of every 30 subcode frames)
TNO	Current track number
X	Current index number
MIN, SEC, FRAME	Current track relative time
AAMIN, ASEC, AFRAME	Current absolute time

sections within a larger movement. Also, because Red Book limits a CD to 99 tracks, sound designers sometimes use Index Points to mark where multiple sound clips are stored within a single track.

It is unfortunate that the TOC only includes Index 1 for each track. It would be useful if multiple Index Points within a track could be stored in the TOC, making it easier to find sections within a track. There is no physical or logical reason for excluding this data, because there is plenty of room within the Lead In section to store more information about the contents of the disc. However, it is very unlikely that the specification will open up to allow this, and even more unlikely that audio CD players will be re-engineered to support a revised TOC specification.

OTHER FLAVORS

Red Book also supports types of CDs that are seldom or never used. For example, subchannels R through W include graphics modes, called CD+G. Graphics modes allow some graphic and text data to be included on a CD. This would allow a computer to display graphic data along with the audio. Pictures and video effects, such as cut and dissolve, are possible. CD+G is sometimes used for karaoke discs.

CD+MIDI allows a channel of MIDI data to play in sync with the digital audio. In the early 1990s, companies such as Warner New Media put considerable research and development into this format. Some CD players, such as the old JVC XL-G512, actually have a MIDI Out port. Unfortunately, it was difficult to get the MIDI signal to synchronize properly with the digital audio

signal, and the market at the time was not ripe for CD+MIDI. Today, you would be hard-pressed to find a CD player with a MIDI Out.

Although not part of the original specification, CD-Text allows the song title, author, producer, and other information to be encoded onto Red Book CDs. Presently, audio CD players do not usually recognize such text, but in the near future, you will probably see a crop of audio CD players that can display this information. Some CDs being produced today have this text information already included, in anticipation of the new players. CD-Text is encoded in the R through W subchannels.

PRIMARY COLORS

Red Book was the first CD specification to be widely accepted by the industry and consumers alike, but not the last. In 1983, the specification for CD-ROM called "Yellow Book" was announced, which allowed computer data files to be stored on compact disc. Several other formats, including White Book (Video-CD), Green Book (CD-i), Orange Book (CD-R), Photo CD, and Blue Book (CD-Extra) followed. All of these formats are based on the Red Book specification, with the same physical parameters, Lead In, Lead Out, and Program Area. They all support audio tracks in addition to data tracks (called *mixed-mode disc*).

Of particular interest to musicians is the Orange Book specification for CD-R. Two of the four recording methods specified in the Orange Book can be used to create audio CDs. These are the Disc-at-Once (DAO) and Track-at-Once (TAO) modes. With DAO, the entire disc is recorded with one pass of the laser. TAO, on the other hand,

EDIROL introduces the USB Next-Generation Digital Audio Solution

Roland® *AUDIOCanvas*™

UA-100

One cable, one unit,
a complete, desktop
recording studio.

USB
UNIVERSAL SERIAL BUS

**Simply plug a UA-100
into your USB-capable PC
or laptop and everything
you want is yours:**

- 20-bit External Digital Audio Conversion for CD-quality recording without the computer noise found in internal Sound Cards
- 2 Port MIDI Interface for perfect MIDI/Audio synchrony to external synths
- 24-bit Digital Signal Processing containing over 70 multi-effects
- High-quality Reverb, Compression, Noise Suppression & EQ for a truly professional mix
- Pitch Harmonizer/Corrector for three-part harmony and perfect note correction
- Microphone Simulation to emulate professional microphones
- Guitar Multi-effects with Amp Simulation
- "Digital Domain" Effects looping for infinite effects processing without generation loss
- Mic, Guitar, Stereo aux & 2 MIDI inputs
- Stereo aux & 2 MIDI outputs
- 20-bit S/P DIF Optical output for direct digital connection to pro recording media (DAT, Minidisk)
- Supports Microsoft DirectX™ Sound to ensure compatibility with audio software
- Simple Plug and Play USB Installation so you can start recording immediately

Distributed by

EDIROL

Member of the Roland Group



AUDIOCanvas™
VIDEOCanvas™
SOUNDCanvas™

1-800-380-2580
www.edirol.com

Dealer inquiries welcome

Sample Track with Index Points

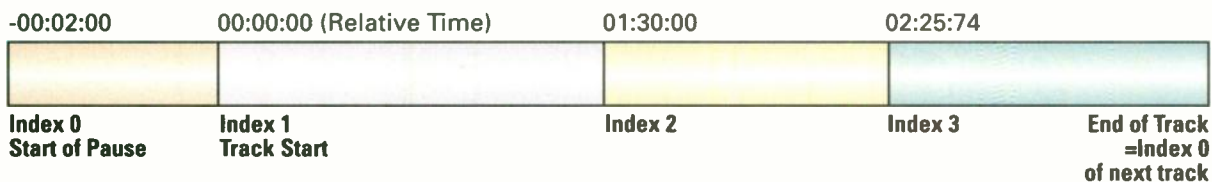


FIG. 2: Indices are used to mark internal time points within a track but cannot normally be accessed directly by CD hardware.

ramps the laser down at the end of each track, creating "link blocks" of useless data.

Both methods can be used to create Red Book-compliant discs that are suitable as masters for mass replication. In the case of TAO mode, the Red Book rules for the P subchannel are slightly relaxed, but this should not have any practical consequences. A much more significant restriction is that, when using TAO mode, it is impossible to create seamless, zero-length pauses or cross-fades between tracks because of the link areas between tracks. Some mastering equipment even flags these link

areas as "E-32 errors" and rejects the disc. Although newer equipment generally can create flawless discs from TAO masters, DAO is clearly the way to go for professional audio CD pre-mastering.

THE FINAL PICTURE

At this point, the desktop musician may ask, "How do I know if my CD-R software records true Red Book CDs?" The answer is, if your CD burning software allows you to create audio CDs, they will be Red Book-compliant, barring software or hardware bugs. Of course, your software may not support all the fea-

tures of Red Book. For example, you may not be able to add Index Points, but you may not need to do that anyway. Nor is it likely to support CD+G or CD+MIDI, but, again, there's no point in supporting formats that are rarely or never used.

Red Book is not a perfect format, and in hindsight, many things could be improved. However, because of its universal acceptance, Red Book audio CDs will be with us for years to come.

Markus Fest is the lead engineer and Rob Griffith is a product manager for Adaptec Toast and Adaptec Jam.

Plug In!

The Shortest Path to 100% Digital.

Digital Workstation or Direct to DAT/MD, you know that the sooner your signal is 100% digital, the better your results.

The new Zefiro Acoustics InBox™ is the shortest path to working in 100% digital. Just plug in two mics and get high-quality S/PDIF digital out!


The InBox features a great sounding 20-bit stereo A/D and dual mic preamps, each with its own level control.

The rugged anodized aluminum case is designed to easily withstand the rigors of professional use. On the road the InBox runs for 8-10 hours on a standard 9V alkaline battery, with a clear Low Battery indicator to alert you prior to any degradation in performance. In the studio its optional compact power supply can be run 24 hours a day.

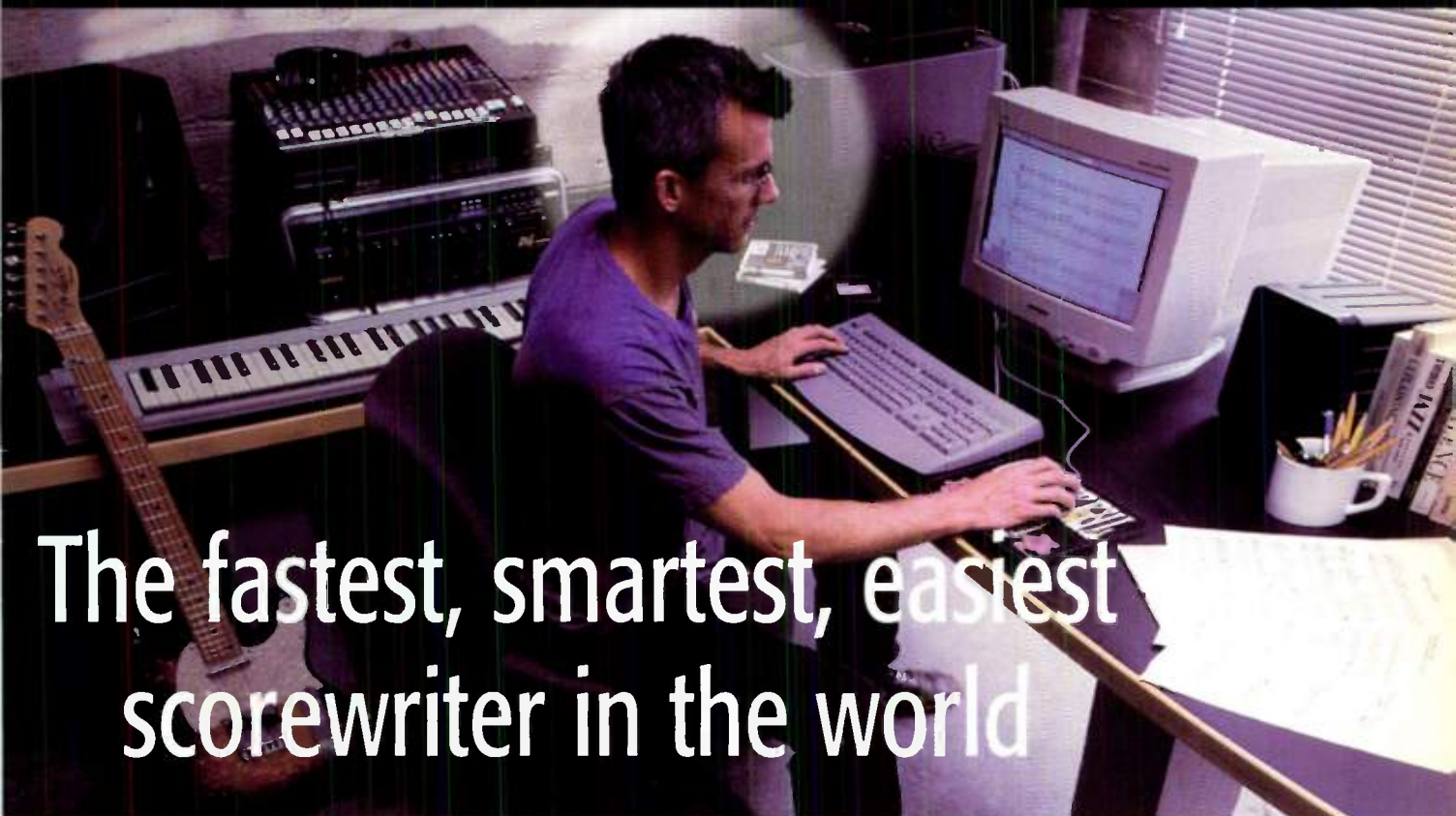
Your InBox will deliver an ultra-quiet A-weighted EIN of -128dBu, with distortion below 0.0018%! You can feed the 44.1kHz (SCMS=00) output to any S/PDIF optical (Toslink) or coaxial input. The InBox's self-dithered

A-weighted 102dB dynamic range is clean, open and clear with any S/PDIF system input.

For more information on the InBox or the unmatched Zefiro ZA2 soundcard with built-in sample rate conversion, call 949-551-5833 or visit our website at <http://www.zefiro.com>.



SIBELIUS



The fastest, smartest, easiest
scorewriter in the world



For scoring, playing back and printing absolutely any type of music—from basic lead sheets to complex orchestral compositions—Sibelius, now for Windows™, is the music professional's new tool for the seamless interface of inspiration and technology.

Simple to understand, intuitive to use, Sibelius takes just a few hours to master. There are no voluminous manuals to decipher, no labyrinthine menus to navigate, no difficult hurdles to overcome.

Sibelius unites expert notation capabilities with scanning, artificial intelligence and sophisticated MIDI playback—and all of it is fully customizable. What's more, Sibelius elegantly adheres to the highest professional engraving practices and standards.

If you are inspired to produce expertly notated music, just plug into Sibelius. We'll help bring your score to light.

For a free information pack and demo CD-ROM, call us today at **888-4-SIBELIUS**.

Tel: 888-4-SIBELIUS toll-free (888-474-2354 / 972-930-9552)

Fax: 972-713-6327 email: infoUSA@sibelius.com

website: www.sibelius.com

Sibelius for Macintosh coming soon

SIBELIUS®

THE MUSIC NOTATION SOFTWARE

circle #550 on reader service card
World Radio History



Packaging to Please

Check out these tools and tips for creating your own CD-R packaging.

By Erik Hawkins

So you've bought a CD recorder, and you're now giddily burning CDs to send out to A&R folks. Congratulations, you're sure to impress. But wait a minute—are you just throwing those CD-Rs in their jewel cases with some chicken-scratch handwriting on their covers? (From what I've seen, a lot of people are.) Even though your CD-R is a demo, or “one-off,” treat the packaging as if your disc were a full-fledged commercial release.

Compelling artwork, good design, and legible writing are key to informing and impressing listeners.

CD-Rs are beginning to appear more frequently on the desks of A&R reps, publicists, music directors, and producers. Therefore, packaging is critical in the game of making your disc stand out from the pack. This doesn't mean you need to spend an arm and a leg creating the mother of all jewel cases. With a little ingenuity and originality, combined with the right tools and some tips I've collected from the A&R dugouts, you can inexpensively design and print a killer CD-R package at home.



CD-R printers, such as the Affex SK7 shown above, are more expensive than labeling kits, but they make it easier to process large quantities of CDs and the results are more professional looking.

NO EXCUSES

Just a few years ago, the tools needed for creating jewel-case covers or booklets, tray cards (the back-panel insert), and CD-R labels were either nonexistent or astronomically priced. It was easy to get away with just scribbling on your CD-R with a permanent marker because that's all that was available to musicians doing it themselves. Today, you can find CD-R labeling kits at office supply stores, at some of the larger music stores, and through computer mail-order houses. The prices for high-quality printers and scanners have fallen dramatically, and systems are now available that let you print directly onto a CD-R. Combine these items with some desktop-publishing software, and you have a DIY graphics house.

"When A \$2,000 System Sounds As Good As A \$50,000 System, I'd Say They Got It Right."

William Wittman, Engineer/Producer

The First Integrated Professional 5.1 Monitoring System With THX® Approval

The All-New JBL LSR Monitors are, quite literally, just that. Highlighted by a long list of performance-tailored components and customer-inspired features, they're like no other systems on the market today. The entire line, including the LSR32 3-way, 28P 2-way and 12P Subwoofer, is a technical triumph; resulting in new standards and performance levels for a rapidly emerging multi-channel recording industry.

Performance-Tailored Components

Revolutionary transducer designs, optimized network topologies and innovative materials are some of the reasons why the LSR line is being hailed as 'the world's most advanced monitor'. JBL's all-new *Differential Drive*® woofer permanently dispels the notion that better linearity, higher power handling and greater dynamic accuracy are somehow an unobtainable, evil triangle. *Dynamic braking* produces truly accurate bass at higher SPL's with maximum reliability. Composite materials, including *Carbon Fiber* in the woofer as well as *Titanium* and *Kevlar*® in the high and mid frequency components, insures performance that is always optimally maintained.

Not Just A Better Spec... A Better Monitoring System

While all companies boast about their specifications, JBL went one step further. To guarantee that every component of the LSR family worked together for optimal performance, LSR development employed JBL's unique 'system-engineered' design philosophy. Simply put: the entire line was researched and refined as one, with an overall performance goal in sight. What this means to you is a monitor and subwoofer that work together as a system; delivering stunningly uniform and accurate performance in both stereo and multi-channel applications.



LSR 32
12" 3-way mid-field monitor with rotatable Mid/High Elements.



LSR 28P
8" 2-way close field monitor with bi-amplification and active filtering.



LSR 12P
12" Active Subwoofer with Bass Management System.

- Carbon Fiber Composite Cone
- Dual Top Plate
- Dynamic Brake Coil
- Neodymium Magnet
- Aluminum Diecast Heatsink
- Dual Drive Coils
- Diecast Frame



H A Harman International Company

To find out more about the revolutionary LSR Monitors, visit JBL Professional at www.jblpro.com

circle #614 on reader service card
World Radio History

A&R folks and others who receive CD-R demos know these tools are available. If you submit a CD-R demo with a sloppy packaging job, it looks like you either are uninformed or just don't care. Even though many A&R reps say packaging is not that important, a well-conceived and well-assembled jewel case tells them "this band [or artist] has its act together."

"You send little signals about how serious you are in the way you present things," advises Doug Minnick, Taxi's vice president of A&R. "Even the way you address your mailing envelope is important. A&R people watch for these things."

Even if you're not burning your own CD-Rs, you still need to make sure your jewel case and CD-R are presentable. If the one-off service you're working with doesn't do design and printing, take your undecorated CD-R home and finish the job there. If you only have a computer and you're not in a financial position to spring for a color printer and a scanner, do your design and layout work at home, and do the scanning and printing somewhere that rents desktop-publishing stations by the hour.

THE BASICS

There are two basic types of music demos: the ones used to shop songs and the ones used to shop acts. Demos for shopping songs don't need to be as ornate as demos for shopping a band or a solo artist. Both types need to convey essential information (e.g., name, address, phone number, song names, song order, and copyrights), but the artist demo also needs to convey something about the act's style and image. Music directors and publishers usually don't care what a songwriter looks like, but an A&R person looking for a new act is always interested in an artist's image.

If you're designing the jewel case for your act, try to make the artwork mirror the kind of music you play. If your music evokes peaceful fields of yellow flowers, don't use rusting chain saws in your artwork. If you're unsure where to begin, you can get some ideas by asking your friends and colleagues what kind of images your music evokes for them. Also, check out the booklets in your own CD collection to see what the pros do.


Make sure there is at least one clear picture of yourself and your band somewhere in the jewel case, because

A&R people need to associate the music with the performer. If you're not comfortable having your mug on the cover, put a photo inside the booklet. It's likely that your demo will become irrevocably separated from its promo pack. In the process of being played in a car, knocked off the desk, and handed off to other A&R people, this separation is inevitable. Having photos and lyrics in the jewel case booklet makes the jewel case more complete and independent of the promo package. Don't print your song lyrics and photos too small—text smaller than 8 points is usually not a good idea. Also, make sure that the text is well written and printed in a color that stands out clearly from the background (e.g., don't use yellow text over an image of a sunset).

Now, you've heard this before, but its importance can't be overemphasized: Remember to put your contact information on your demo. No matter how great your music is, you won't hear from anyone if nobody can figure out how to contact you. This might seem obvious, but I've heard stories about music directors who received songs they wanted to use but couldn't figure out who sent them. Make sure the contact information on your demo is always current. If you move around a lot, get a permanent P.O. box and phone number. (Many telephone companies offer voice-mail numbers.) Getting a song placed can take a while—I have friends who've received callbacks from music directors more than a year after submitting something. Lastly, as the demo gets separated from the promo pack, so too does the CD-R from its jewel case. Therefore, it's a good idea to put your contact information on all parts of the CD-R package, including the disc, the booklet, and the tray card—this way, you can't go wrong.

MAKE IT CONSPICUOUS

While contact information and legibility are applicable to all demos, CD-R or otherwise, a few labeling tips apply exclusively to CD-Rs. Over the past year, I've heard more than one person mention the importance of having your



Neato's CD Labeler kit includes a Windows- and Macintosh-compatible CD-ROM that has graphic design software and clip art for fashioning your own CD labels.

song titles listed in order on both the CD-R and the jewel case (either on the back of the booklet or on the tray card). This is in addition to having the song lyrics inside the booklet.

The spine is another part of the demo that's important to label. I realized the value of this when Minnick showed me a shelf in his office that was full of demo CD-Rs without spine labels (some of them were mine). If you're looking for a particular CD-R and it doesn't have a spine label, you need to pull them all out until you find the right one. That can be very annoying, especially if you're in a rush. The last thing you want is to be passed over because a music director couldn't find your CD-R or just plain forgot about it. (Out of sight, out of mind!) Label the spine and make your CD-R more conspicuous, an advantageous trait for a demo.

LABELING KITS

Two popular CD labeling systems are the CD Labeler kit (\$79) from Neato and the CD Stomper (\$69) from Stomp, Inc. Each of these kits includes a CD-ROM, jewel-case booklets, tray cards, CD-R labels, and a tool for aligning the labels on your discs. The CD-ROMs contain software (Mac- and Windows-compatible) for designing your CD-R, lots of clip art for your pasting pleasure, templates for third-party graphics programs (such as *QuarkXPress* and *Adobe Illustrator*), and various resource templates (e.g., EPS, PICT, TIFF, and BMP).

The design programs are rudimentary but adequate for creating nice-looking inserts and labels. (If you're

8 ins
 + 8 outs
 x 24-bits

 \$499.95

Do the Math... Introducing the Wave/8·24 Professional 24-bit Digital Recording Interface

Now, you can afford to record music like the pro's — with 24-bit resolution direct to your PC's hard disk. What's more, we didn't skimp on quality or features (give credit to our great engineers who came from companies like Intel & Mackie). We invite you to do the math —

we think you'll find the Wave/8·24 is the winning equation!



- PCI bus adapter and external patch bay
- 8 input channels, 8 output channels
- 24-bit converters with 105 dB dynamic range
- Professional Balanced inputs and outputs via 1/4" TRS phone jacks with XLR jacks for 2 stereo pairs
- Professional +4 dBu levels or consumer -10 dBv selectable via software
- MIDI interface with in and out connections
- Optional 24-bit S/P DIF digital interface
- Clock Sync 2 cards for 16 channels
- Drivers for Windows 95/98, Windows NT, DirectSound, ASIO (Q4/98)
- Compatible with popular software such as Cakewalk, Cubase, Sound Forge, Acid, Cool Edit Pro, SAW, Samplitude, Quartz and more

Order Online  24-hours a Day

Pricing is suggested retail price for United States. Gadget Labs and Wave/8·24 are trademarks of Gadget Labs, Inc. Other names mentioned are trademarks or registered trademarks of their respective companies. Prices, specifications & availability subject to change without notice.

Gadget Labs™

Order Direct

1.800.660.5710

Order Online

www.gadgetlabs.com

circle #551 on reader service card

● WORKING MUSICIAN

new to design software, you'll find Stomp's program to be a bit more intuitive.) If you want to create custom artwork and get really tricky with text creation and layout, you should use a dedicated graphics program in combination with the templates; I recommend Adobe's *Illustrator* and *Photoshop*.

There are a few minor differences between the two kits. Neato's jewel-case covers are 2-page booklets (four printable surfaces: front, back, inside left, and inside right), while Stomp's covers are just single-page inserts (two printable surfaces: front and back). By placing the Neato covers inside one another, you can make booklets that contain several pages. Neato's paper stock is a heavier weight than Stomp's, giving Neato's inserts a more expensive feel. Neato's CD-R labels come in a variety of colors: matte white, photo gloss white, mustard, and gray for inkjet printers; metallic silver and metallic gold for laser printers. Stomp's CD-R labels (for inkjet printers only) are matte white, and the company says photo gloss white will be available soon. As for inserts, both companies have matte white; Neato also has photo gloss white. (Again, Stomp says photo gloss white is on the way.) Extra paper and labels are sold separately for \$12 to \$24, depending on what you need. (In general, Stomp's prices are lower than Neato's.)

Neither product's CD-R label-alignment tool is perfect, but they both get the job done. Neato's tool is composed of a round base (the diameter of a CD and about two inches tall) and a device that looks something like a dreidel (but I'll call it a plunger because that's more descriptive of what it does). There is a hole in the center of the base with the same circumference as the plunger's head. Placing a label on the platform, sticky side up, you line up the label's hole with the hole on the base. You then put a CD-R, face down, over the handle of the plunger. The handle fits snugly into the CD-R's center. This leaves the CD-R resting on top of the plunger's head. Holding the plunger's handle, you drop it headfirst through the base's hole. The plunger aligns the label with the CD-R as it goes through the hole, while the label's sticky back adheres to the CD-R's face.

Stomp's tool works similarly, but instead of the plunger being a separate piece, it's attached to the base via a spring mechanism. (The attached

plunger is cool because you don't have to worry about misplacing it.) You put the label on the base and the CD-R on the plunger, and push down. The spring's recoil action pops the CD-R up after the label is stuck on. The bottom of Stomp's tool has a rubber backing, which prevents the device from sliding around—a nice touch if you're working on a slanted surface, such as a drafting table.


Both tools leave between $\frac{1}{16}$ and $\frac{1}{32}$ inch of play in the alignment process, so the labels don't always end up perfectly centered. But they get very close. Once the labels are stuck on with the alignment tool, they need to be smoothed on by hand for complete adhesion. Remember not to press too hard and to make sure the CD-R is not sitting on an abrasive surface, or you will damage it.

Always put your labels on *after* burning the CD-R, because the heat generated by the laser during the burning process can melt the label's adhesive and damage your recorder. (The adhesive is designed to handle playback temperatures, which are less intense than burning temperatures.) In addition, the extra weight from a label can cause write errors during the delicate burning process.

One problem I had with both systems was that, once I peeled a label from its backing, it would curl up like a burrito. Because of this, it was nearly impossible to get the label to lie flat on the alignment tool. There is a trick, I learned, to peeling the labels off their backing so that this curling doesn't happen: lay the sheet of labels face-down, and then pull the backing away from the label (rather than pulling the label away from the backing, as I had done initially). After struggling with the curling labels, I tried this approach, and it worked perfectly! (This tip was culled from a call to Neato; neither company mentions this peeling technique in its manual.)

PRINTING RIGHT ON IT

A few companies make printers that print directly on CD-Rs. The two main companies that manufacture these devices are Affex and MediaFORM. The printers are actually modified versions of color inkjet printers made by Epson. Affex's SK7 (\$1,695) uses Epson's Photo 700, and MediaFORM's CDP-CP2 (\$1,495) uses the Color 600. (At press time, MediaFORM was planning to discontinue the CDP-CP2 and had not yet introduced the new model intended to replace it.)



The CD Stomper system from Stomp, Inc. allows you to label your CD-Rs and design single-page jewel-case covers.

SONIC ROCKET

creamw@re[®]

Quality at work

There are many cards that give you I/Os.

There are some cards that provide mixing.

But there is nothing like PULSAR.

The Pulsar DSP board brings it all together - integrating mixing, effects, sampling and synthesis, all at the highest digital standards, in one ultra-powerful and compatible DSP environment. We just brought desktop audio to a new level.

A world of DSP modules.

- fully featured 24 channel digital mixer
- EQs, Dynamics, Delays and more
- sensational synthesizer devices
- high performance sample player
- powerful Third Party platform

Ultra powerful DSP Engine.

- PCI board for PC and MAC
- 4 x 60MHz Analog Devices SHARC
- zero latency multi processing
- multi channel, polyphonic

P
PULSAR



Much more than I/Os and mixing. Pulsar is the ultimate audio engine to drive your audio sequencer.

I/Os and - ultimate quality.

- 20 channels In
- 20 channels Out
- 2 x ADAT, S/PDIF analog
- 96kHz support
- 24 bit resolution
- 19" analog expansion via optional A8, A16
- int. SCOPE bus connector
- MIDI interface
- MME- and ASIO-drivers

ALL for just \$1,298 US MSRP!

Available: September '98

You 'll never guess
where our latest idea came from.

● WORKING MUSICIAN

In order to do this type of printing, special CD-Rs must be used. They are more expensive than regular CD-Rs, averaging at least a dollar more per disc. The face of a printable CD-R is covered with a textured surface similar to photo gloss paper. You'll find printable CD-Rs with both white and gold finishes. The white finish is preferable because the gold bleeds through certain colors.

Printable CD-Rs vary widely in quality, with some yielding better prints than others. Questionable finishes are iden-

tified by off-white or dull surface coatings and ragged edges along the inner and outer perimeters of their printable surfaces. I was unable to test all the available printable CD-Rs, but in general, I did notice that the cheaper the CD-R, the more likely it is to have a low-grade surface coating. The three brands I tried, from least to most expensive, were CMC, Mitsui, and Ricoh New Media. The Ricoh yielded the nicest print (nearest to photo quality) and the CMC the worst, with the Mitsui's quality somewhere between the two.

PRINT OR STICK?

Inkjet CD-R printing systems are cool, but they are an expensive proposition. In all honesty, I'm not sure they're worth the extra bucks. You can pick up a regular Color 600 Epson printer for \$249, along with a Neato or Stomp kit, and get basically the same results. Why spend \$1,700 (the retail price for the Affex printer), plus extra money for printable CD-Rs, just to avoid sticky-back labels?

One argument is that printable CD-Rs offer a more photo-quality finish than regular paper labels. However, now that photo gloss labels are available, this argument doesn't stick (so to speak). In fact, because the printable CD-Rs' finish isn't actually photo quality, you get nearer to photo quality with the new labels (though it's still not as good as actual photo gloss paper, such as Hewlett-Packard Premium Inkjet Glossy Paper). Then there are the arguments that labels are difficult to put on (i.e., difficult to center) and that they might eventually peel off. I've been using Neato's labeling system for more than a year; my CD-Rs have been all over the world, and so far I've never had a problem with a label coming off. However, the photo gloss labels are brand-new, and it is difficult to formulate an adhesive for such slippery stock. Only time will tell how well these labels hold up.

As for putting labels on, the process is a little tedious, so if you're running more than 50 CD-Rs a week, a CD-R printer might be a good idea. In addition, if you need to burn CD-ROMs, it's essential to have a perfectly weighted CD-R because of the high speeds of CD-ROM drives (e.g., 24x speed). A slightly off-center label may cause a problem during playback. But this doesn't matter for audio CDs because they don't require high-speed drives.

Lastly, printing an image that completely covers the surface of a printable CD-R presents a problem. In order to create such an image, you need to make a design that is a bit larger (at least a sixteenth of an inch) than the actual face of the CD-R. This overlap area is necessary because precise print alignments are virtually impossible with inkjet printers. The ink from the overlapping design bleeds from the nonprintable surfaces (the extreme edges and the center) onto the printable surface. The bleeding results in

1212 I/O:
PCI Multi-Channel Audio Interface

Fully supported for MAC and PC operating systems:

CAKEWALK MUSIC SOFTWARE
DECK II MACROMEDIA®
CUBASE Steinberg
JAM FOR MACINTOSH
TOAST
Gadaptec
emagic

• ADAT I/O seamlessly integrates digital audio with digital mixers, multi-tracks & synths

• ADAT Timecode Sync—tighter sync than any ADAT-to-MTC converter

• Word Clock I/O allows S/PDIF to ADAT conversion, even while using the BRC

• 12 in and 12 out, simultaneously— analog stereo S/PDIF, & ADAT Optical I/O

• 8-channel analog I/O expansion options

Also fully supported for MAC and PC operating systems by:
MacOS: Macromedia Deck II · Opcode Vision and Studio Vision Pro (through Sound Manager) · Arboretum HyperEngine · Metric Halo SpectraFoo, Real Time Rack, and MLM 100 · MSP by Cycling 74 for Opcode's Max · Macromedia Sound Edit · Plug-Ins from Waves, Arboretum, and more.
Windows 95: IQS Software Audio Workshop · Cool Edit Pro · Sonic Foundry Sound Forge · and all other Windows 95 wave device-compatible digital audio programs.

For more information on the 1212 I/O visit the Korg website at <http://www.korg.com>

KORG

©1998 Korg USA, 316 South Service Road, Melville, NY 11747. For the SoundLink DRS dealer nearest you call (800) 335-0800. For more information about the 1212 I/O via faxback call: (516) 393-8530 doc # 4102.

ADAT and BRC are registered trademarks of Alesis, Inc.; MacOS is a registered trademark of Apple Computer, Inc.; Windows 95 is a trademark of Microsoft Corp. All other brand and product names are the property of their respective holders.

circle #553 on reader service card

a jagged, oversaturated area that appears along the outer and inner edges of the printable surface (about a sixteenth to an eighth of an inch thick). It is especially noticeable with lighter colors and on CD-Rs whose outer and inner printable edges are ragged, so it's best to steer clear of designs that require an overlap. With CD-R labels, this problem never arises because the entire label sheet is printable. Simply peel the label out and you get sharp, clean, edges.

A FEW MORE TIPS

In addition to jewel cases, there is a variety of packaging options for CDs. Most of these alternative CD holders were originally meant just for CD-ROMs, including flat cardboard mailers, clear binder inserts with CD-sized pockets, and clear seashell CD holders (a plastic contraption that holds the CD snugly in its center until you turn it upside down and squeeze its sides,



**A professional-looking
demo package
sends the message
that you have
your act together.**

which makes the CD fall out). Even though holders like these are quite eye-catching, they can be a hassle. They don't fit on a shelf with other jewel cases, and, as a result, they get lost in a stack of CDs. In addition, there usually isn't enough space for photos and text. So your interests are probably best served by using a regular jewel case.

Sticking with traditional jewel cases doesn't mean your CD has to look boring. Most office supply stores now carry a variety of empty jewel cases, from clear to neon-colored, and they usually cost about a dollar each. The clear cases offer some great opportunities to get creative with tray cards. Some jewel cases have textured covers that generate double images in combination with the booklet's cover picture. (Remember those cereal-box prizes that had "3-D" pictures, whose images moved depending on your viewing angle?)

Unwrapping things is always fun (even for A&R people), but most of us don't own our own shrink-wrap machines to go along with our CD-R burners. An alternative is to create your own "assurance seal" (like those that store-bought CDs have on their edges to prove that they're new) using clear mailing labels, available at office supply stores. Print your company logo or band name on the labels and use them to seal the edges of the jewel cases.

Finally, even though the labels that come in the CD-R labeling kits are essential, you don't have to use the provided booklets and tray cards. If you want heavier stock, different colors, or custom finishes (e.g., marbled paper), just use the provided templates with your own paper. Granted, the perforated edges on the stock booklets and tray cards make them easy to tear out and fold, but it is often difficult to line up your artwork with them. (The templates don't line up with your printer's output without some serious nudging.) Using your own paper alleviates this problem because you cut the booklets and tray cards after the printing is done; you just have to be very careful to cut them to the precise measurements.

DON'T MESS AROUND

You've put so much time and energy into your music, it seems a shame to release it in a shoddy package—so don't. With about a \$100 (not including a printer) and a little extra effort, you can now cook up a great CD-R package, complete with pictures and a booklet. Show the powers that be that you mean business; do yourself and your music right by presenting yourself professionally.

Finally, although I've expounded on the virtues of a great packaging job, don't think for a minute that a super-cool packaging job can make up for lame music. The objective is to enhance your music, not distract from it. The images and text on the package are simply there to inform and entice the listener; your music must make the final sale. We all know that the music business is a gamble. Putting the time and energy into your CD-R's presentation helps you hedge your bets.

Erik Hawkins is a musician and producer in Los Angeles County and the San Francisco Bay Area. You can check out his music at www.muzicali.com.

Making Money With Your Music May Be Easier Than You Think.

Find out how by calling this
toll-free number for our
FREE info kit.

1-800-458-2111



TAXI

The Leader in
Independent A&R

REVIEWS

PANASONIC/RAMSA

WR-DA7

A powerful new digital mixer puts musicians in the driver's seat.

By Barry Cleveland

Digital mixers are probably the hottest new products for the personal studio, and the debut of Panasonic/Ramsa's WR-DA7 digital console has been eagerly anticipated. However, Mackie, TASCAM, and Yamaha already are shipping digital mixers for the personal studio, so the DA7 has lots of competitors. Furthermore, Spirit by Soundcraft is preparing to release its new digital board in the U.S., and General-music recently announced two digital consoles for release late this year. Clearly, this is becoming a buyer's market.

To be successful, then, a digital-mixer manufacturer had better do the job right, and indeed, Panasonic's design reflects a lot of careful consideration by people who have obviously recorded a lot of music. (Ramsa, by the way, is a division of Panasonic that is known for its mixers, while Panasonic is better known for professional-quality digital technology, so the company decided to use both names on this product, at least for the American market.)

At \$5,000 for a basic unit, the Panasonic board would appear to plot a course right down the middle of the price range for affordable boards. That said, you will almost certainly want to add several options that increase the price significantly. Once you have added these options, though, the console



Panasonic/Ramsa's WR-DA7 digital mixer delivers great sound, thanks to quality mic preamps; transparent, flexible EQ; 24-bit converters on most inputs and outputs; and clean design all around. The user interface is friendly, and many expansion options are available.

112	Panasonic/Ramsa WR-DA7
124	Audio-Technica AT3525
132	Lexicon Studio (Mac/Win)
140	E-mu Audity 2000
148	Sonic Foundry ACID (Win)
156	SPL Stereo Vitalizer Jack
164	Voyetra Digital Orchestrator Pro 3.01 (Win)
172	A.R.T. Tube PAC and Tube EQ
178	Quick Picks: Audio Ease BarbaBatch 2.4 (Mac); Big Fish Audio Didgeridoo and Other Primitive Instruments; Clockwork Music CAL Tutor 3.0 (Win); Masterbits Project X; Radial Engineering JDI and JDV

KURZWEIL MARK SERIES

A
DIGITAL PIANO
FOR
EVERYONE

Kurzweil Digital Pianos
are built for the most
discriminating players in the world.

Students, teachers, hobbyists, first-timers, and
professionals like Billy Joel, Kenny Rogers,
and Stevie Wonder have all discovered
the joy of creating music on a Kurzweil.

These players demand the world renowned
piano and orchestra sounds, award winning
design excellence, and easy upgradeable
features that only Kurzweil offers...
And they will accept no compromise.

There is a Kurzweil for everyone
and for every taste, from traditional to modern,
in decorator cabinets of Mediterranean Oak,
French Cherry, Italian Walnut, Polished
Ebony, Ivory, Mahogany and more.
Whether you need an 88-note console
for your apartment or a digital in a classic
grand piano cabinet for the country manor,
Kurzweil has the piano for you.

KURZWEIL TOP MODELS FEATURE
ACP™ (Anyone Can Play)
EduGames™, teaches you to play
SRS 3D Stereo Sound


KURZWEIL... SOUND
IT'S THE

KURZWEIL MUSIC SYSTEMS

9501 Lakewood Dr., Lakewood, WA 98499
(253) 589-3200
www.youngchang.com/kurzweil

circle #555 on reader service card

World Radio History



The DA7's top row of connectors includes XLR inputs for channels 1 to 8 and balanced, 1/4-inch inputs for channels 9 to 16. Row 2 holds the channel inserts, while row 3 contains the outputs and aux buses. The bottom row sports the meter-bridge port, MIDI ports, serial ports, word-clock I/O, digital Record Out, digital 2-track In, and the footswitch jack. The expansion slots are on the left.

can compete with boards costing several thousand dollars more.

THE STOCK MACHINE

The DA7 is essentially a 32-channel, 8-bus mixer, with six aux sends and returns for a total of 38 inputs. Just what goes into and out of those channels is determined by the optional I/O cards you put in the console's three I/O-card slots. Before we get into the options, though, let's examine this board in its stock condition.

This is an extremely powerful machine, boasting 32-bit, floating-point processing. The sampling rates are switchable between 44.1 kHz and 48 kHz. The sixteen analog-input channels, the master output, and both monitor outputs have 24-bit converters, while the four analog aux sends and returns use 20-bit converters. All of the converters sound very good; to my ears, they are superior to those found on most MDMs and digital workstations. As a valuable bonus, onboard redithering to any resolution from 23 to 16 bits is provided on all digital outputs.

The first sixteen channels may be thought of as the analog-input channels, but as we shall see, this is not strictly accurate. Channels 1 to 8 have balanced, XLR connectors and individually switchable phantom power but no phone jacks. Channels 9 to 16 have balanced, 1/4-inch TRS phone jacks but no XLR connectors. Other than that, these sixteen channels are identical and include TRS insert jacks. Despite the difference in connectors, all analog-input channels accept mic or line inputs from -60 dBu to +24 dBu.

Stereo digital input (switchable AES/EBU or S/PDIF) is provided on an

XLR connector. These digital inputs can be routed to channels 15/16 for mixing, to 2-track A/monitor A for monitoring, or to the L/R bus.

The six aux sends and returns are arranged in groups of two. Auxes 1 and 2 are S/PDIF digital, allowing you to connect an outboard processor without leaving the digital domain. Auxes 3/4 and 5/6 are on unbalanced, 1/4-inch stereo phone jacks and require splitter cables. Although inconvenient, this conserves valuable real estate on the rear panel. Unfortunately, you cannot route aux returns to aux sends, making it difficult, for instance, to feed effects into a headphone mix taken from an aux send. However, you can accomplish the same thing by routing the signal back to an input.

The master stereo mix is routed to analog and digital outputs, both of which are on XLR connectors. The digital main outputs can be switched between AES/EBU and S/PDIF formats, but the latter requires an XLR-to-RCA adapter.

WR-DA7 Features

Number of Input Channels (stock/fully expanded)	16 + 6 aux/32 + 6 aux
Faders	(21) 100 mm motorized, + 10 dB to -∞ dB
EQ	4-band parametric on 32 channels, 8 buses, and master outs; 2-band parametric on aux returns. Low and low-mid: 20 Hz to 20 kHz. High-mid and high: 500 Hz to 20 kHz
Dynamics Processors	(42) on 32 input channels, 8 buses, and master stereo mix out
Memory	(50) snapshot scenes, (50) channel library, (50) EQ library, (50) dynamics library, (4) automation mixes
Display	320 x 240-pixel, backlit LCD
Level Meters	(32) bar graph (assignable to inputs 1-32, bus/aux, and slots); (2) master output
Channel 1-8 Inputs	(8) balanced XLR
Channel 9-16 Inputs	(8) balanced 1/4" TRS
Channel 17-32 Inputs	accessed via optional cards
Master Outputs	(2) XLR balanced/unbalanced
2-Track Analog Input/Output	(2) balanced 1/4" TRS/(2) balanced 1/2" TRS
Monitor Outputs	(4) 1/4" balanced (monitor A & B, L/R)
Digital 2-Track (Ch. 15-16) In	(1) XLR, stereo AES/EBU and S/PDIF (hardware switchable)
Digital L/R Record Out	(1) XLR, stereo AES/EBU and S/PDIF (hardware switchable)
Digital Aux 1-2 Send/Aux Return	(1) RCA in/(1) RCA out, stereo S/PDIF
Other Ports	MIDI In and Out; (1) RS-422/485 PC serial interface; (1) DIN8 Mac serial interface; meter bridge connector; (2) BNC word-clock In and Out/Thru ports; (1) 1/4" footswitch jack
Dimensions	27.5" (W) x 9.6" (H) x 21.6" (D)
Weight (stock)	51 lbs.

Quiet as a ...



Clear as a ...



Easy on the ...



Introducing TANGO & ZULU: Digital Audio Converters Done Right

There's plenty of great audio software for computers these days, but if you've used an analog sound card you already know the sad truth — high-speed digital computers can really mess up your sensitive analog signals. And if you can't get audio in and out of the computer without adding lots of noise, then why bother? Exactly. Enter Tango and Zulu, from Frontier Design Group.

Eliminate disk drive pops, monitor hum, and video board buzz from your mixes. Tango and Zulu keep the audio converters outside the PC, taming radiated electrical noises. And to eliminate conducted noise, Tango and Zulu are optically isolated and have independent power supplies.

Both Tango and Zulu feature:

- 20-bit delta-sigma converters
- Freq. resp. ± 0.1 dB, 20Hz–20kHz
- S/N ratio greater than 98dB
- THD+N 0.002% unweighted
- Dynamic range >98dB A-weighted

These pro-quality A/D and D/A audio converters start at just \$598 and come with our 30-day money-back guarantee. And overnight delivery is available, too! *Be sure to ask about special pricing for bundled products!*



The world's most popular multichannel digital audio I/O format provides instant compatibility with a multitude of digital tape machines, mixers, signal processors, and of course WaveCenter, our own digital I/O card for the PC. Up to 33-foot cables available!

- +4dBu or -10dBV levels, selectable per channel
- balanced audio I/O on professional ¼" TRS jacks
- 8 outputs and 0, 4, or 8 inputs (upgrade kits available)
- level meters selectable to inputs or outputs
- internal (44.1 or 48kHz) or external clock selection
- word clock in/out • ADAT optical in/thru/out
- rugged 1U rackmount enclosure

starts at
\$698



only
\$598



- 10dBV on pro-grade ¼" jacks • 4 inputs, 8 outputs
- input level indicators • ADAT optical in/out
- compact half rackspace enclosure

WaveCenter™

Our acclaimed multichannel digital I/O card with ADAT optical, SPDIF and MIDI interfaces for Windows 95 & NT PCs (DA-88 solutions also available) ~~\$598~~

now **\$498**



30-day money-back
GUARANTEE



To order or find out more

800•928•3236

603•448•6283 outside the USA

<http://www.FrontierDesign.com>

FRONTIER
DESIGN
GROUP

Tango, Zulu and WaveCenter are trademarks of Frontier Design Group, LLC. All other trademarks and registered trademarks are the property of their respective holders.

circle #556 on reader service card
World Radio History

Balanced, 1/4-inch, TRS jacks are provided for Record L/R, monitor A, monitor B, and 2-track B analog outputs.

Up to 300 ms, or 14,400 samples, of delay is available on all channels. The delay can be used for very basic effects, but if you want to tweak the delay time in real time, you must adjust the samples parameter—not the milliseconds one—or you'll get an audible pop.

The stock DA7 has several extra amenities in the form of an RS-422/485 serial port for interfacing with a PC, an 8-pin DIN serial port for Mac, and word-clock I/O on BNC connectors. Of course, you get a headphone jack, which is conveniently located on the front corner; the headphone amp sounds okay, but not as good as some I've used. The rear-panel footswitch jack accepts a momentary switch (not included) that can be used to control the talkback function or for punching the automation in and out. By the way, talkback can be latched or unlatched and can be routed to slate, monitor B, or all auxes.

THE LOADED MACHINE

For most users, outfitting a DA7 to taste means adding optional expansion boards. For example, channels 17 to 32 can only be addressed via an I/O card. The good news is that you have a lot of options, and with an expandable system, you only buy the extra features you need.

As noted earlier, the first eight analog channels have XLR inputs, and the second eight have 1/4-inch inputs. If you want more than eight XLR or 1/4-inch

phone connectors, you must use adapters or pay \$799 a piece for 8-channel, AD/DA cards. That's a lot of bread, but you add a lot of functionality: not only does the AD/DA card provide analog inputs for channels 17 to 24 or 25 to 32, its outputs can be configured as analog bus outs (which the DA7 does not have otherwise). Aside from interfacing with outboard processors, this is the way to go if you wish to use a digital mixer with an analog multitrack recorder or for sound-reinforcement. It's important to note that these cards require breakout cables.

In addition to the AD/DA card, you can get digital I/O cards in ADAT Optical (\$295), TASCAM TDIF (\$350), and AES/EBU (hardware-switchable to S/PDIF; \$360) digital formats. Like the AD/DA card, the AES/EBU card requires breakout cables. The DA7's ADAT Optical card can pass 24-bit digital audio, thanks to Panasonic's custom controller chip. This is noteworthy because, although the ADAT Optical specification is 24-bit, some other controller chips that are used in many Lightpipe devices can handle no better than 20-bit resolution. By designing its own chip, Panasonic has upped the ante for ADAT transfers.

Any combination of cards can be placed in the DA7's three I/O-card slots. However, signals coming in via the third slot are routed to channels 9 to 16, replacing the analog inputs. Signals can be routed from one card to another, facilitating conversion between

digital formats (e.g., ADAT to TDIF).

Your options are not limited to I/O cards. Two DA7s can be cascaded with complete bidirectional functionality, using a pair of Tandem connection cards that are inserted in slot 3 of both mixers. The downside is that you have to buy one card for each mixer (whereas Yamaha, for instance, gives you both 02R or 03D interface cards in one package, and the 01V doesn't even require a card).

A fourth, differently shaped, card slot admits Panasonic's SMPTE/V card (\$495). This card equips the mixer to accept SMPTE time code on an XLR connector and to receive a composite video signal (NTSC or PAL) on a BNC connector and use it to drive the internal word clock.

Although the DA7 can display input levels for channels 1 to 32 using tiny bar graphs on its Meter window (see Fig. 1), sooner or later you will probably want to add the optional meter bridge, which will cost you \$1,000.

Building a loaded system, then, can add up to a good bit more than the base price. To get a 16-track ADAT system up and running with dynamic automation and meters larger than your thumbnail, you are looking at \$6,600 plus external sync hardware. If you would like to have the remote-control software necessary to operate your DA7 with your computer, you'll need to also purchase the WR-RC/M (Mac) or WR-RC/W (Win) package, for \$495.

However, as of this writing, the control software isn't shipping. Panasonic informed me that when it does arrive, the software will enhance the DA7 in a number of ways, providing custom views (closer to an analog layout), a librarian for cataloging patches and scenes, and expanded automation features. Keep in mind, though, that the DA7 is a MIDI-controllable device, so sooner or later, someone will hack a slick control panel for a digital audio sequencer or write a MAX patch that will do the trick for free.

SOUND ALL AROUND

Panasonic has equipped the DA7 for surround sound, allowing you to reconfigure the buses to output 5.1 or LCRS signals. If one of the optional I/O cards is used, the surround signals can be sent directly to your digital recorder, though a more typical scenario would be routing them to an external surround processor.

WR-DA7 Audio Specifications

A/D Converters	Inputs 1-16: 24-bit, 64x oversampling Aux send 3-6: 20-bit, 64x oversampling
D/A Converters	Master, monitor A: 24-bit, 64x oversampling Monitor B: 24-bit, 128x oversampling Aux returns 3-6: 20-bit, 128x oversampling
Frequency Response	20 Hz-20 kHz (+1/-2 dB)
Dynamic Range	110 dB typical, AD + DA (analog in to analog out)
THD (input gain minimum)	<0.1% (input = +10 dB/1 kHz; output = +4 dB/RL 600Ω)
Equivalent Input Noise	-128 dB (Rs = 150Ω, input sensitivity = 60 dB typical)
Crosstalk (adjacent channels)	90 dB typical (1 kHz)
Sampling Rate	44.1 or 48 kHz (switchable)
Internal Processing	32-bit (192 dB internal dynamic range)
Signal Delay	<2.5 ms, mic/line input to master out

We move the information that moves your world.™

adaptec

“We serve *Toast*
to *EVERYBODY*,

but we're saving *Jam*
for the pros.”

Toast lets you
create your own data,
audio, or multimedia
CDs with just a few
mouse clicks.



Jam lets you
produce your own
commercial audio
and professional-
quality demo CDs.

Adaptec's Toast and Jam™ are the easiest way to make your own music CDs. CD-Recording is here. And we're serving up the hottest new Macintosh based CD-Recording software just right to sink your teeth into. So whether you're a studio professional or just a juke box music lover, Adaptec will have you drooling.

Toast makes CD-Recording a snap. Toast's easy audio recording functions are perfect for compiling your own customized CDs. And for multimedia masters, Toast will record data and fully-featured multimedia CDs in both Mac and PC formats.


For serious soundsmiths, Jam's high-end audio applications create professional quality CDs. Jam works with or without a sound card to give industry-standard "Red Book" quality recording. Advanced features like PQ subcode editing, cross fades and BIAS Peak LE™ make Jam ideal for musicians, sound engineers and professional sound designers.

Call your waitress over and get yourself a side of Toast or Jam,
1-800-442-7274 ext.8488

visit www.adaptec.com/easycd/music

World Radio History circle #557 on reader service card





COURTESY PAMASONIC

FIG. 1: The DA7 shows audio levels in three Meter windows. Shown here is the window for channel inputs 1 to 32; another window displays levels for the buses and aux sends and returns, and a third window monitors the option-card inputs.

Surround mode is selectable for individual channels, and signals can be panned in one of three ways. You can use the jog/shuttle wheel and the master fader; the pots in the EQ, dynamics, and panning sections, which do double-duty; or the pattern generator, which allows you to set a dynamic panning velocity and choose from three dynamic surround-sound placement patterns (a circle, a straight line, and an arc). Surround panning can be MIDI-controlled on the DA7 with standard MIDI messages, but not directly—the console is designed to work with JLC Cooper's MIDI Controller, which handles the translation.

VISITING THE Q CONTINUUM

The DA7 has 4-band parametric equalization on each of the 32 input channels, eight buses, and master outputs. The EQ is extremely versatile and easy to use, and it sounds very pleasing and musical. It does not have much personality (read: coloration), like some analog EQs have, but in my estimation that is not a bad thing.

The four bands are similar in range: the low and low-mid bands can be swept from 20 Hz to 20 kHz, and the high-mid and high bands span 500 Hz to 20 kHz. The low and high bands can also operate as highpass/lowpass and low-shelf/high-shelf filters. Two-band EQ, switchable to highpass and lowpass filters, is available on the aux returns.

The Q can be adjusted from a pinpoint, for surgical accuracy, to extremely wide, covering a range of several octaves. EQ curves are shown on an in-

stantaneously updated graphic display on the EQ window (see Fig. 2), and 50 EQ programs can be stored in the onboard EQ Library. There are no factory presets, as on some other digital mixers, but those are arguably of limited use to most engineers, anyway.

DEALING WITH DYNAMICS

Dynamics processing is available on all 32 input channels, the eight buses, and the master outputs. Up to

50 dynamics settings can be stored in the onboard Dynamics Library. Each dynamics processor can be used as a compressor/gate—the two functions can be used simultaneously—or expander and can be positioned pre- or post-EQ. There is no dedicated limiter, and I was not thrilled with the results I got when using the compressor as a limiter.

Threshold, ratio, attack/release times, and gain are all adjustable, but unfortunately, there is no soft-knee response. There is also no sidechain (key) function, and consequently, no ducker, which is an odd oversight. It would also have been nice to have some sort of analog-compression emulation, but you have to draw the line somewhere.

I found the compressor to be quite useful on individual channels and on the master mix, though I had to use different time values than I would have on an analog compressor, in order to get similar results. The gate is pretty good, but it is sometimes slightly clumsy when dealing with subtler sounds. The expander worked just fine, even when I used fairly radical settings.

WONDERS OF AUTOMATION

The DA7 features snapshot (scene) automation with programmable crossfade times between scenes for each channel. You also get full dynamic automation with mechanized faders. Up to four automated mixes (depending on available memory) can be stored internally, and up to 50 scenes can be stored in the onboard Scene Library.

Scenes include all mixer settings ex-

cept the analog trim pots and analog switches. The dynamic automation allows you to recall presets from the scene and other libraries, and to record all fader movements, including aux send levels and bus levels, as well as mute status, dynamics processor on/off, EQ changes, channel on/off, and panning/surround moves. You can also automatically recall channel, EQ, and dynamics libraries. A Select/Manual parameter decides whether automation changes are recorded when you make a manual change on a given channel. A handy Undo feature allows you to return to your previous automation settings.

The automation synchronizes to MIDI Time Code, MIDI Clock, SMPTE time code (with the optional SMPTE/video-sync card), or internally generated time code. The automation memory can store up to 32,000 events; by the time you read this, the controller software should be available, with which automation memory is limited only by available hard-disk space. The current memory capacity is sufficient for most mixing tasks, especially if simple conservation strategies are employed.

Offline event-list editing is thorough and easy to use, with filters available to zero in on specific events. Automation data and all library data can be transferred to a MIDI librarian program, or to another DA7, via MIDI Bulk Dump.

You will need to have a BRC controller or other time-code generator to synchronize an Alesis ADAT to the DA7's dynamic automation, but once you're so equipped, the two devices should get along fine.

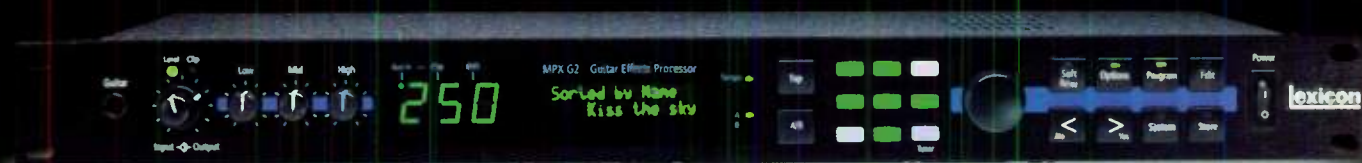
I used the SMPTE/video-sync card to synchronize the DA7 to my Fostex G-16S analog 16-track recorder. I used the G-16S's SMPTE time-code generator to stripe time code onto track 16 and routed track 16's output to the DA7's SMPTE sync input. The mixer locked up beautifully, and at no time did I experience any wobble, offset creep, or other funny business.

FUN WITH FADERS

The mixer's 21 100 mm, servo-controlled, moving faders are arranged in three groups: sixteen channel strips, four buses, and the master fader. All except the master fader can be switched between four "layers" of control with the push of a button.

Do guitar effects sound best
in front of your amp –
or in its effects loop?

The new MPX G2 lets you have it both ways.



PUT EFFECTS ANYWHERE YOU WANT – in front of your amp, in its effects loop, or both. The MPX G2 is the only guitar processor that lets you choose where the effects go - 76 in all, as many as seven at once.

Analog distortion and overdrive, authentic recreations of vintage stomp boxes: Tube Screamer®, Uni Vibe®, Octavia®, Mu-tron III®, Cry Baby®,

Phase 90®, Dyna Comp® and more. Studio effects like JamMan™ (20-second looper), Intelligent Pitch Shift, Tap Delay, Chorus, Flange, Rotary Speaker, Lexicon Reverb and Ambience.

Built-in features like a relay bypass and analog noise gate give you pure guitar sounds when



you want and let you keep any high-gain amp totally under control. Guitarist-friendly features include dedicated tone controls and a built-in chromatic tuner. When you want to record direct, you can also use the MPX G2 as a direct recording preamp with effects. Check out the

display at your Lexicon Custom Shop dealer and hear it for yourself. Guitar effects sound best through an MPX G2.



The MPX R1 MIDI Remote Controller gives you stomp-box control of the MPX G2 and your amp for the ultimate touring/studio effects rig.

Lexicon

Heard In All The Right Places

A Harmar International Company

Lexicon Inc., 3 Oak Park, Bedford, MA 01730-1441 • Tel: 781/280-0300 Fax: 781/280-0490 • Email: info@lexicon.com Web: www.lexicon.com

All registered trademarks are the property of their respective manufacturers. JamMan is a trademark of Lexicon, Inc.

circle #558 on reader service card

World Radio History

The first layer assigns the faders to analog-input channels 1 to 16 and the four odd-numbered buses. Selecting the second layer assigns them to the four even-numbered buses and channels 17 to 32, which are activated when 8-channel I/O cards are installed in slots 1 and 2. The third layer assigns the faders to the six aux sends, six aux returns, and the eight buses. The fourth layer allows you to custom-configure each fader independently: you can have any fader serve any function implemented in the other layers. Fader groups 1 to 8 and 9

to 16 can be switched to send MIDI messages on any MIDI channel. Very cool! Faders can also be assigned to any of four VCA-style fader groups and four mute groups.

Faders assigned to adjacent even/odd-numbered channels can be linked in either of two ways: with regular linking, each channel retains its original setting but changes are done in tandem; with stereo linking, the odd-numbered channel's settings—gain, EQ, dynamics, mute, etc.—overwrite the settings of the even-numbered channel.

When the board is in dynamic-automation Record mode, a preference allows you to merely move a channel fader to punch in, but you have to push the channel's Select button to punch out. A programmable Fadeback function returns the fader to its prepunch level in a graceful manner. Relative Trimming raises or lowers overall level while maintaining the movement curve.

Fader movement is fairly firm yet smooth, but paired faders have a somewhat spongy feel that was not eliminated by calibration. Speaking of fader calibration, it is easily accomplished by simultaneously pushing two buttons. The faders do a little calibration dance and then return to their previous positions.

EASY TO LOVE

Getting around the user interface is easy. Parameters can be easily selected and adjusted using the four cursor buttons, jog/shuttle wheel, and numerical keypad. (The DA7 does not have a mouse port.) The cursor buttons also serve as MIDI Machine Control transport controllers.

Controls for the various functions are arranged logically and ergonomically,

In the Studio?

FREE Guide Saves You Time and Money!

\$7.95 value



Bonus Offer!

We'll include our 37 Recording Tips brochure, packed with advice and simple tips on how to save big bucks in the studio, FREE!

Nothing is more frustrating than making CDs or cassettes and finding out that there is something wrong with your master tape. DISC MAKERS' Guide to Master Tape Preparation provides insider information, as well as common sense tips, on preparing an error-free master tape on the first try. No matter where you record or manufacture your product, you need this 48-page booklet before leaving the studio.

Call Today For Your FREE Guide:
1-800-468-9353
www.discmakers.com

DISC MAKERS
EXPECT MORE

circle #559 on reader service card

PANASONIC/RAMSA

WR-DA7 digital mixer

\$5,000

FEATURES ■■■■

EASE OF USE ■■■■

AUDIO QUALITY ■■■■

VALUE ■■■■

1 2 3 4 5

PROS: Intuitive user interface. Excellent overall sound quality. Great 24-bit A/D and D/A converters. Onboard dither. Foot-switch-controlled talkback system. Expandable, with lots of options. Extensive MIDI implementation. Dynamic and scene automation.

CONS: Limited onboard automation memory. Only eight XLR and eight 1/4-inch analog inputs. No analog bus outputs without option card. Requires numerous options to be configured for most uses. No onboard effects. Limited aux I/O and routing. Control software is overpriced.

CIRCLE #437 ON READER SERVICE CARD

with the sixteen channel-fader strips occupying the center and left side of the console and the remaining five faders, the Display Bridge, and controls on the right side. Note that all of the controls are on the right, which is not so great for southpaws. The channel strips have nonprogrammable, analog trim pots on top, with spaces for tape strips just below them. Having a separate space to label what's coming into the analog inputs is a very thoughtful touch, especially because keeping track of what's on the fader layers can sometimes get confusing.

The channel Peak/Signal LEDs glow green when signal is present and red just before clipping. Six LED Status Indicators toggle between showing which aux sends are active and monitoring the dynamic-automation record/playback status. Automation mode has priority over Aux mode, and when the DA7's dynamic automation is in Record, LEDs flash red for all automated functions on all selected channels. You get a nice light show when lots of parameters are being recorded on lots of channels! The top row of LEDs flash green when dynamic automation is in Playback mode.

Four LED-equipped buttons show Solo, Flip (for toggling individual channels between the two top mixing layers), Channel Select, and Channel On status. These buttons have additional functions, such as calling up screens on the LCD and pairing channels. Finally, you get a second area for labeling tape, just above the channel faders. Up to 50 complete channel-strip settings (except for the analog trim pots) can be stored in the onboard Channel Library.

Once you have selected a channel, it is easy to make adjustments to its EQ,

dynamics, delay, aux assignments, and bus assignments. For example, to assign a channel to the master outs, a direct output, or any of the eight buses, you simply push one or more of the corresponding buttons in the Pan/Assign/Surround section. As the name suggests, you can also make panning and surround panning adjustments in this section. Aux assignments, EQ changes, and dynamics changes can be made just as easily.

Pushing data-encoder knobs in these sections causes the screens related to

their various functions to appear on the LCD. The mixer also offers a preference that allows you to call up the appropriate screens when any adjustments are made.

At the heart of the DA7's control surface is the raised Display Bridge section, which features a 320x240-pixel, backlit LCD that looks remarkably similar to those found on the Yamaha 03D and 02R mixers. Directly associated with the LCD are two buttons that make up the Master Display section. Pushing the Meter button cycles

WR-DA7 Add-On Options	
AD/DA card (8-ch., 1/2" or XLR)	\$799
ADAT Optical card	\$295
TDIF card	\$350
AES/EBU S/PDIF card	\$360
Tandem (cascade link) card (2 required)	\$539 ea.
SMPTE/video-sync card	\$495
Meter bridge	\$1,000
Remote-control software	\$495



DIGITAL MUSICIAN

JUST ARRIVED!

- CREAMWARE PULSAR
- EMU AUDIO PRODUCTION STUDIO
- DIGIDESIGN PROJECT II
- YAMAHA DSP FACTORY
- ENSONIQ PARIS CONCEPT

MUSIC SOFTWARE • MIDI PERIPHERALS

MULTIMEDIA COMPONENTS

CD ROMS • HARD DISK RECORDING

AND MUCH MORE...

AT THE LOWEST PRICES GUARANTEED

CALL TODAY & MAKE YOUR ORDER...

1-877-MUSICIAN

New TOLL FREE Number (687-4242)



NATIVE POWER PACK FOR THE MAC OR PC

NOW ONLY \$379⁹⁹

...OR CALL NOW FOR YOUR FREE CATALOG WITH HUNDREDS OF DEALS



AND GET A FREE CD-ROM!





NEW LOWER PRICE ON UNITOR 8

NOW ONLY \$449⁹⁹

Visit any of our 44 locations nationwide to demo the latest in music software. Or, for your convenience, order by phone. Either way you'll get professional service and the lowest prices...guaranteed.

www.guitarcenter.com



NEW LOWER PRICE ON LAYLA

NOW ONLY \$799⁹⁹

circle #560 on reader service card



through the Input I-32, Bus/Aux, and Slots screens, where input levels are shown on tiny bar graphs.

Input levels can be monitored pre-EQ, prefader, or postfader, with a choice between VU and PPM response. Peak hold (selectable between 0.3 seconds and infinity) is an additional option. The overlap of the Input I-32 and Slot screens is apparently for convenience, so no matter how the inputs are configured, they can be viewed from a single screen. Of course the most convenient way to monitor the DA7's input levels is by using the optional meter bridge.

Pushing the Channel button in the Master Display section recalls the Channel window (see Fig. 3), which displays the current status of the selected channel. This is "command central" for all channels, where you can make adjustments to all of the channel's primary functions. This screen tells you just about everything you need to know at a glance. Despite the massive amount of information presented here—including graphics for EQ, dynamics curve, gain reduction, and input level—it is organized in a clear and easy-to-comprehend arrangement. The screens for the DA7's other functions are similarly organized.

Alongside the LCD are a knob for adjusting its contrast, large master-output meters, a numerical display showing the number of the current scene memory, LEDs indicating Solo and Console Lock status, and a button that selects Multi Channel View. Pushing the Multi Channel View button brings up a split window with a condensed version of the Channel window on the left

(sans graphics) and an identical window on the right that can be assigned to any channel, bus, aux send/return, or the master outs. From this window, you can quickly copy all channel settings from one channel to another, all aux send settings from one aux send to another, and so on. Similarly, pushing the Multi Channel View button while viewing the EQ, Dynamics, or Surround screens for a selected channel (or bus, send/return, etc.) calls up a split window with condensed versions of those screens on both sides. This useful feature allows you to cut to the chase quickly and easily when you want to copy settings from one place to another without having to access the individual library screens.

MIGHTY MIDI, MUDDY MANUAL

The DA7 features an extensive MIDI implementation. It can send MIDI messages via faders, buttons, and pan controllers from its Custom/MIDI fader layer, and all automated parameters can be controlled with a MIDI sequencer. You can also back up information to external storage devices via bulk dumps, output MMC commands from the cursor buttons and other controllers, and more. Unfortunately, the mixer cannot route incoming MIDI Clock to its MIDI Out.

However, the manual leaves something to be desired. It is generally helpful, and most of the information you need is included, but it is spotty in places and would have benefited from better organization and additional proofreading. Fortunately, considerable support—both from Panasonic staff and from fellow users—

is available at the unofficial Panasonic/Ramsa WR-DA7 User Group Web site (www.nc17.org/ramsa).

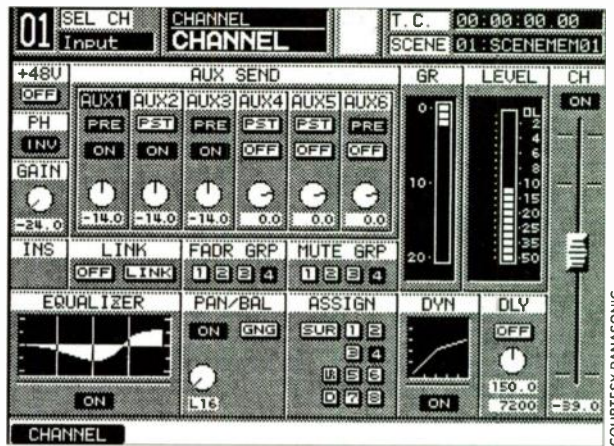


FIG. 3: A variety of settings can be made within the Channel window. Here, aux send 1 on Channel 1 has been selected, turned on, and set as prefader.

A TIGHT MIX

The DA7 has a spacious, clean, and exceptionally transparent sound. The mic preamps sound remarkably good, particularly for a digital mixer at this price. The board is jam-packed with features, is relatively easy to operate, and is flexible enough to expand with your needs. If you are inexperienced in working with digital mixers, you will have to do some homework, especially when it comes to learning the many "power user" shortcuts and alternative ways of doing things. But your efforts will be repaid many times over once you learn your way around.

Although I have leveled a number of criticisms at the DA7 during this review, and was disappointed with the stock unit's lack of certain features (analog bus I/O and onboard effects, for example), this mixer is definitely a strong contender in the digital mixer market. It's an excellent choice for anyone who wants to mix sixteen channels of digital audio, and it can be configured to handle analog recording, sound reinforcement, and even 24-track digital recording if you are willing to make some compromises that I consider acceptable.

In short, this product deserves to be wildly successful. If you are shopping for a digital mixer, you owe it to yourself to give the DA7 a long, hard look and listen.

When he isn't playing guitar in his band, Cloud Chamber, Barry Cleveland is the editor of the Mix Master Directory, the Recording Industry Sourcebook, and EM's Personal Studio Buyer's Guide.




FIG. 2: The Equalizer window shows the Q, frequency, and gain for the 4-band EQ. The bands can be fully parametric, highpass, lowpass, or shelving filters.

one word says it all...

FIZMO

It's that new sound you're looking for. It's the new toy you crave. It's what's been missing in your life. It's an attitude.

Realtime attitude.

FIZMO - the first interactive, Realtime Transwave Synthesizer. A new word for an entirely new synth.

While other manufacturers were busy recreating sounds of the past, ENSONIQ engineers were redesigning what a synthesizer should be now. Get ready for a wild ride... FIZMO is not just another virtual analog retro synth. The realtime interactive controls make you a part of the instrument... a part of the experience. And the new "Intelligent" Arpeggiator and Vocoder draw you in further as the sounds in your head come alive, from pumping House and Techno to intricate, multicolored soundscapes. The FIZMO sound is as limitless as your imagination.

FIZMO - a new synth for a new generation of musicians. One word says it all.

EMU  ENSONIQ
MUSIC AND AUDIO SYSTEMS

FIZMO - It's everything you've been wishing for, and more. And you can get your hands on it at your local EMU-ENSONIQ dealer now! Be sure to visit our new website at www.ensoniq.com for all the latest ENSONIQ news and info!



- Exclusive ENSONIQ Transwaves
Create complex moving timbres not possible with static waveforms
- Interactive Realtime Controls
Twist the knobs and feel the power
- Legendary ENSONIQ 24-Bit Effects
Totally pro quality using our ESP-2 chip

- New Vocoder with Mic Input
The elusive sounds of yesterday's coveted vocoders are yours today
- "Intelligent" Arpeggiator
It's alive with inspiring musical patterns
- 48-Voice Polyphony
Plenty of FIZMO to go around

East Coast Office:
155 Great Valley Parkway
P.O. Box 3015
Malvern, PA 19355-0115
(610) 647-3930

West Coast Office:
1600 Green Hills Road
P.O. Box 669015
Scotts Valley, CA 95067-0015
(931) 438-1921

© 1998, EMU-ENSONIQ
EMU-ENSONIQ, EMU®, ENSONIQ®,
and the EMU-ENSONIQ logo are
trademarks owned and licensed by EMU-
ENSONIQ, and registered in the United
States, as indicated by ®, and in numerous
countries, worldwide. All other trademarks
are property of their respective owners.
EMU and ENSONIQ are wholly-owned
subsidiaries of Creative Technology, Ltd.

AUDIO-TECHNICA

AT3525

*An affordable, versatile,
and great-sounding
condenser mic.*

By Brian Knave

Audio-Technica has introduced several new condenser mics this year, but the especially good news for personal-studio owners is the economical 30 Series, which includes the AT3525, as well as two "pencil" condensers, the omnidirectional AT3527 and the cardioid AT3528.

The AT3525 is a side-address, electret-style, cardioid condenser mic designed for both studio and stage applications. (The element in an electret has a permanent charge—in this case, applied to the backplate; a "true" condenser element requires polarization voltage from an external source.)

With its $\frac{3}{8}$ -inch-diameter diaphragm, the AT3525 might be more properly termed a medium-diaphragm microphone rather than a large-diaphragm mic, as "large" typically refers to diaphragms that are one inch or more in diameter.

I tested the AT3525 extensively in a variety of studio applications, and I also tried using it at a local club gig. Here's the scoop.

SMALL FRY

The AT3525 is a small microphone—only four and a half inches long—with a gun-metal gray finish and a sturdy wire-mesh grille. It's a cute microphone, but it's made with a quality of craftsmanship that clearly shows that it's no toy.

On the bottom of the AT3525 are two small switches: one to activate a 10 dB attenuation pad and the other an 80 Hz highpass filter. The switches are easy enough to move with a thumbnail, and their location helps prevent accidental switching. The mic's XLR connectors are gold plated.

A matching shock mount is included with the AT3525. The shock mount is simply and sturdily constructed, em-

ploying two rubber bands stretched triangularly over either end of a metal cylinder. A U-arm holds the cylinder in place via two finger bolts and connects to a mic stand on the other end. The microphone is easily inserted into the shock mount, and the design of the mount allows for quick, secure, and—in the studio, at least—versatile positioning of the mic.

Also included with the AT3525 is a black vinyl zipper pouch for storage. Actually, this is just a standard handheld-mic pouch, and the AT3525 barely fits inside it. If I owned this mic, I would more likely keep it in the cardboard box it comes in, which is lined with foam rubber cut specifically to accommodate the mic and custom shock mount.

HANDY DANDY


In a 6-week period, I recorded more than twenty different instruments with the AT3525, including both male and female vocals, acoustic and electric guitars, Andean pan pipes and wood flutes, harmonica, and various percussion instruments. I also used the mic on a drum set, both on kick drum and as an overhead. I tested the AT3525 with different mic preamps, too, including a dbx 1086, A.R.T. Tube MP, and the stock preamps in my Mackie 8•Bus board.

The AT3525 proved very versatile. It sounded good to exceptionally good in each application, excelling on acoustic strings, vocals, and percussion. Despite its medium-sized diaphragm, this mic has a big sound—you'd be hard-pressed to tell from listening that it's not a large-diaphragm condenser. Overall, the sound is detailed and very present, with a bright but relatively smooth high end and mildly rolled-off low mids.

According to the manufacturer's frequency-response graph (see Fig. 1), the AT3525's response is virtually flat from 200 Hz up to 2 kHz. A mild "presence boost" starts at 2 kHz, peaks by 4 dB at 4 kHz, and drops off smoothly somewhere after 13 or 14 kHz. On the low end, the microphone's response dips slightly from 200 Hz down to 60 Hz, then rises slightly again from 60 to 40 Hz. Both the presence boost and low-mid dip correlate with what I heard when I tested the microphone—a bright finish and mildly attenuated low mids.



The latest low-cost condenser mic vying for a piece of the personal-studio market, Audio-Technica's AT3525 (shown here with the AT3527 and AT3528 "pencil" condensers that round out the 30 series) is a great-sounding, very versatile microphone complete with 10 dB pad and 80 Hz bass rolloff.



Finalizer EXPRESS

STUDIO MASTERING PROCESSOR

THINK FAST

DELIVER THE HEAVYWEIGHT MASTERING PUNCH

Introducing Finalizer™ Express

- the fast and efficient way to turn your mix into a Professional Master! Based upon TC's Multi-Award winning Finalizer Mastering Technology, it delivers the finishing touches of clarity, warmth and punch to your mixes, putting the world of professional mastering within your reach.

Insert the Finalizer Express between the stereo output of your mixer or workstation and your master recording media to refine your tracks with the powerful mastering tools, adding real energy to the mix without worrying about "overs".

Punching up your mix using the fast, intuitive hardware user interface delivers the ultimate sound quality you deserve - quick and clean! Spectral balance is improved, bass is tightened, the level is optimized and your mix sounds like a finished CD ... it's that simple.

Features

- Bring your mixes to life with TC's unique Multiband Compressor & Limiter Algorithms
- Boost and cut over three bands with the Spectral Balance Controls
- Prevent "overs" from occurring with Soft Clipping
- Foresee incoming peaks with Look Ahead Delay, allowing for faster, more accurate response
- Use the Compressor Matrix for 25 variations in style and ratio
- Optimize your overall level with the Automatic Make-Up Gain
- Add extra compression in each band by using the Emphasis keys
- Record your fades (by using the Built-In Digital Fader or the optional remote controllable TC Master Fader) on to a sequencer, move it around, adjust and play it back into the Finalizer Express

Other features

- 24 bit resolution A/D & D/A converters
- 16 and 20 bit dithering
- Industry standard connectivity: AES/EBU, S/PDIF, Optical Tos-Link & MIDI I/O's
- High Resolution LED Metering of I/O & multi-band gain reduction



FINALIZER EXPRESS M.S.R.P. 1500USD

For a more comprehensive set of features...



CHECK OUT THE FINALIZER PLUS



OPTIONAL DIGITAL MASTER FADER AVAILABLE

t.c. electronic
ULTIMATE SOUND MACHINES

circle #562 on reader service card

TC ELECTRONIC INC., 790-H HAMPSHIRE ROAD, WESTLAKE VILLAGE, CA 91361, USA · PHONE: (805) 373 1828 · FAX: (805) 379 2648
FOR LITERATURE CALL TOLL-FREE: 800 288 5838 E-MAIL: INFOUS@TCELECTRONIC.COM · HTTP //WWW.TCELECTRONIC.COM/FINALIZER
TC ELECTRONIC A/S, SINDALSVEJ 34, DK-8240 RISSKOV, DENMARK · PHONE: + 45 8621 7599 · FAX: + 45 8621 7598

ATTENTION: MUSIC DEALER

Music Magazines Move Merchandise!

If you would like to carry
Electronic Musician
in your store, call RetailVision at
(800) 381-1288 today.

We're one of more than 30 publications available to you exclusively through the Music Magazine Authorized Dealer Program.



Music Magazine Authorized Dealer Program
c/o RetailVision
2 Maple Street, Middlebury, VT 05753

circle #618 on reader service card

circle #565 on reader service card

NO MAIL ORDER RETAILER CAN OFFER THE SAME VALUE & SELECTION!



- RECORDING • PRO AUDIO • KEYBOARDS
- ACOUSTIC & DIGITAL PIANOS • BAND INSTRUMENTS • GUITARS • AMPS • BASSES
- DRUMS • & MUCH MORE!

OUR EXPERT SALES STAFF & ACCLAIMED SERVICE TEAM WILL ASSIST YOU IN YOUR SELECTION FROM OUR MULTI-MILLION DOLLAR INVENTORY

1-800-800-4654

THOROUGHbred
MUSIC

MAIL ALL CORRESPONDENCE TO:
7726 Cheri Court, Tampa, Fl. 33634
VISIT ONE OF OUR STORES IN
TAMPA, FL., CLEARWATER, FL., ORLANDO, FL., SARASOTA, FL.

**NOW OPEN IN
NASHVILLE, TENNESSEE!**

visit our website at <http://www.thoroughbredmusic.com>

Apply For Your Thoroughbred Music
Credit Card Today!



from the grille of a cranked-up guitar amp and, even without engaging the pad, experienced no distortion. I also recorded a 22-inch kick drum with the AT3525 stuck inside a hole in the front head of the drum. That time, of course, I engaged the pad. The mic was quite robust, capturing a desirable kick-drum sound with no hint of distortion.

The AT3525 has a fairly broad cardioid pattern, a smooth off-axis response, and minimal off-axis coloration. Self noise, too, is impressively low.

TO EACH ITS OWN

Although dimensionality is almost always a desirable trait, accuracy often is not. We usually choose a microphone precisely because of the way it alters or flatters a source (something that all microphones do to some degree). On certain instruments, for example, I preferred the sound of the AT3525—especially when it came time to mix. The AT3525's tracks tended to be bright and present, which helped them cut through the mix. Also, they didn't have too much low-mid content—something that can quickly gunk up a mix.

On a tambourine track, for example, the AT3525 captured a great balance of jingle and thwack. It also gave me the crispness and snap I want to hear from a wood shaker to bring it out in a dense mix.

Of course, no microphone is ideal for every sound source. But on the whole, the AT3525 proved very versatile, and, tonally at least, it compared

AUDIO-TECHNICA

AT3525 cardioid condenser microphone
\$399

AUDIO QUALITY ■■■■■

VALUE ■■■■■

1 2 3 4 5

PROS: Bright, open, detailed sound. Great presence. Big dynamic range. High SPL handling. Quiet. Comes with shock mount, 10 dB pad, and highpass filter. Very affordable.

CONS: Mild bass response. No alternate polar patterns.

CIRCLE #438 ON READER SERVICE CARD



WAVEFORMS

Waves... Toslink... Adat litepipe... coaxial... optical... S/PDIF...

In the ever changing world of recording, audio has taken a number of forms.

MIDIMAN, long renowned for their innovative solutions in the world of MIDI has now taken on the new frontier of digital audio. The same minds that brought you every conceivable product for the MIDI environment have taken that experience into the digital audio and conversion world.

MIDIMAN has the answers to your conversion needs. For instance, if you're recording an S/PDIF signal with an Adat how do you bridge the gap? You need a SAM. The SAM is an S/PDIF to Adat litepipe bi-directional converter with built-in eight channel mixer. It generates 24-bit mix from 20-bit Adats and has 56-bit internal processing.



What if you need to dub from a DAT machine with S/PDIF coaxial outputs to another with S/PDIF optical inputs (or vice versa)? The CO2 is a quick and easy solution. The CO2 can be used as a converter and/or repeater.



Both of these products are very affordable solutions and of course.... are guaranteed for life.



USA: 800-969-6434

www.midiman.net

info@midiman.net

UK: +44 1205 290680

Germany: +49 7941 987000

circle #568 on Reader Service card

quite favorably to a premium microphone.

LIVE THANG

The literature that comes with the AT3525 says that the microphone is suitable for a "wide range of applications," including "high-quality sound reinforcement." Thinking I would be remiss not to test the mic in a live-sound environment, I asked live-sound engineer Paul Trutnau of Command Sound Company if we could try the mic out on the Flatirons, a Portland-based

"rockabilly-surf" band that was scheduled to play at the Starry Plough, a local pub.

This, I thought, would be a good reality check for the AT3525. The Starry Plough, a busy music venue, is fairly typical for a medium-sized pub: high ceiling, concrete floor, and enough other reflective surfaces to wring feedback from even the tightest-patterned dynamic stage mic.

During sound check, we set up the AT3525 for the lead vocalist. Of course, we immediately noticed an improve-

ment in sound over the house mic (a standard dynamic); unfortunately, the AT3525's cardioid pattern proved too wide for front-of-stage work—particularly on a small stage with tightly crammed floor monitors. The AT3525 simply couldn't provide enough gain before feedback in this application. Even with no one else on the stage, the mic began to shriek as soon as I sang loudly into it. Finally, Trutnau and I agreed that there was no way the AT3525 would make it through the first set—if even the first song—so we changed back to the dynamic mic before the band came on.

During the process, I noticed something else that suggested that this was not a particularly appropriate microphone for live vocal work: the shock mount, when positioned beneath the mic (rather than above, which is the

The future of professional audio is right here. Right now.

When top audio professionals in New York City need the best people, products and support, there's only one place to call. Sam Ash Professional.

People. You'll get the right information. Because our courteous and knowledgeable staff have years of hands-on experience in every phase of professional audio.

Products. The products you need will be in stock. Because we have the world's largest inventory of the latest in digital recording hardware and software, digital video, signal processing, microphones, studio monitors, mixers and MIDI equipment. More importantly, we'll give you all the time you need to explain exactly how these products integrate into your project.

Service and Support. You will feel confident after your purchase because of our unparalleled technical support and friendly personal service.

Parts Department. Our Parts Department is unmatched in the industry with a huge selection of professional components, cables, connectors, patchbays, custom wiring rigs and more.

Convenience. To make things easier, we accept all major credit cards and extend corporate accounts. We ship fast and on time—just the way you need it.

We're Just A Phone Call Away. So, no matter where you are, please call and find out what top professionals in New York have known for years. If you want to know where pro audio is going, go to Sam Ash Professional.

Call (212) 586-1100

Fax (212) 586-3375

Experience The Very Best In Professional Audio
From The Heart Of New York City

Sam Ash
PROFESSIONAL AUDIO GROUP

1600 Broadway, 8th Floor, New York, NY 10019
Between 48th and 49th Streets

The AT3525

compared favorably
to a premium
microphone.

common studio method), became hard to adjust because the mic cable got in the way of the U-arm. My sense is that the AT3525 would work just fine on a guitar amp or as a drum overhead, especially in a much larger venue. But a small-venue vocal mic it is not.

REAL DEAL

The Audio-Technica AT3525 is a great-sounding, inexpensive, and very versatile condenser mic. It has a bright, open, detailed, and very present sound, and its high SPL handling extends its versatility both in studio and stage applications. The mic comes with useful amenities, too: the switchable 10 dB pad, 80 Hz bass rolloff, and sturdy shock mount.

The AT3525 is a great choice for the personal-studio owner looking to buy a single, low-cost condenser mic for recording a variety of instruments and sounds. It would also be a fine grab for the professional live-sound engineer who prefers to use condenser mics for certain sound sources. ☺

circle #567 on reader service card

HOT STUFF from PG MUSIC!

DOWNLOAD IT
NOW !!!

WWW.PGMUSIC.COM

You can order & download PowerTracks Pro Audio, Band-in-a-Box & many other PG Music products immediately at <http://www.pgmusic.com>



ProPAK \$88

including Styles Disks 1-3, Harmonies Disk 1 & Soloist Disk 1


BAND-IN-A-BOX™ 7.0

INTELLIGENT SOFTWARE FOR WINDOWS & MACINTOSH

Version 7 for Windows & Macintosh is here. Automatic Accompaniment has arrived!

Type in the chords to any song, using standard chord symbols like C or F#7b5. Choose the style you'd like and Band-in-a-Box does the rest... Automatically generating professional quality five instrument accompaniment of bass, drums, piano, guitar & strings in a wide variety of styles.

Band-in-a-Box 7.0 is here! This major upgrade includes over 60 new features. We've added an amazing new feature called "Automatic Soling". Choose the type of soloist you'd like (from 100 available) and the program creates and plays a solo in that style, along to any song! Or create your own soloists. This is HOT! These solos are of the highest professional quality, rivaling solos played by the greats! And there's lots more in 7.0 - improved notation, step time/notation edit of StyleMaker patterns, style changes at any bar, scroll ahead option for notation, improved synth support, over 60 new features in all!



CUSTOMER COMMENTS ABOUT VER. 7.0... "Wow! The soloing sounds amazing... how can it do that?" "I love the notation improvements" "You guys have added everything I wanted!"

NEW. Band-in-a-Box MegaPAK \$249

Do you have all of the available add-ons for Band-in-a-Box? Many customers have asked for an all-inclusive package, with the latest version of the program and ALL of the add-ons. We've made the "Band-in-a-Box MegaPAK" - this includes the Band-in-a-Box 7.0 program (latest version) and ALL styles disks (1-11), ALL soloist disks (1-7), over 300 demo songs and PowerGuide video instruction CD. The latest version of the program with ALL of the add-ons in one convenient CD-ROM package.

First-time purchase \$249 • Upgrade from Band-in-a-Box Pro \$149

Band-in-a-Box Add-on Soloist Disks each \$29

- Soloist Disk Set #2: Killer Jazz Swing Soloing
- Soloist Disk Set #3: Specialty Jazz Soloing
- Soloist Disk Set #4: Rock Soloing
- Soloist Disk Set #5: Bluegrass Soloing
- Soloist Disk Set #6: Killer Pop & Older Jazz
- Soloist Disk Set #7: Blues, Pop, Funk & More
- Bluegrass PAK Soloist Disk 5 (Bluegrass) plus Bluegrass Fakebook (50 standards) for \$49

SOLOIST PAK - ALL 6 Soloist Disks PLUS Bluegrass MIDI-Fakebook on disks or CD-ROM \$99

An exciting aspect of the Soloist feature in Band-in-a-Box Version 7 is that the program is able to increase its musical intelligence by analyzing new solos it is exposed to. It learns by "ear" and constantly gets better and better! Then the Soloist can incorporate the soloing we expose it to into its own playing. We've now created brand new soloist knowledgebases with dramatically enhanced results. We've created stunning new soloists in the jazz, rock and Bluegrass styles, and are offering them as new Soloist Disk Sets for Band-in-a-Box 7. The packages include BONUS STYLES (some also include demo songs) to augment your Band-in-a-Box with your favorite types of music. (NOTE: Soloist Disk Set #1 is included with Band-in-a-Box 7.0 and upgrade, so is not offered as an add-on.)

Band-in-a-Box Add-on Styles Disks each \$29

Styles Disk #9 (Latin). Twenty authentic Latin and Salsa styles as designed by top Latin pianist Rebeca Mauléon-Santana. Including Salsa, Conga, Cumbia, Merengue, Son, Mambo, Cha-cha-cha, and many more.

Styles Disk #10 (Pop). Twenty 4-5 instrument Pop & Rock styles, incorporating live MIDI drums for authentic feels! Includes 30 original demo tunes with chords/melodies.

Styles Disk #11 (Classical) & Classical MIDI-FakeBook. Combination of 20 new classical styles for Band-in-a-Box, along with Classical MIDI-Fakebook of songs. Over 200 performances of well known Classical standards.

Styles Disks 4, 5, 6 (Jazz), 7 (Country) & 8... each \$29

SPECIAL
StylesPAK
Styles Disks
#4-11
only \$99

PowerTracks Pro Audio 4.0™ New version! Cool Features. Same Low Price. \$29

INTEGRATED DIGITAL AUDIO & MIDI SEQUENCER FOR WINDOWS

PowerTracks Pro Audio 4.0 is a professional, fully featured digital and MIDI workstation, packed with features for musicians, students and songwriters. With seamlessly integrated digital audio/MIDI recording, and built-in music notation, PowerTracks turns a typical soundcard equipped Windows PC into a music production powerhouse! Includes free PowerGuide video instruction CD. (NOTE: Not available for Macintosh.)

2 Volumes of MultiTracks CD-ROMs! Each volume is a 3 CD package with over 3 hours of live Jazz, Blues & Rock tracks for play-along or use in PowerTracks. Available separately for \$20 per volume.

PRICING: PowerTracks Pro Audio \$29. Upgrade \$19. PowerPAK (program & Volume 1 MultiTracks CD-ROMs) \$49. Upgrade to PowerPAK \$39



The Bluegrass Band™ \$49

Virtuoso live performances of 50 Bluegrass standards! These MIDI files are great! As you listen to the tunes, you can single out any of the instruments using the on-screen fretboard display, tablature or notation. PLUS... Lots of Bluegrass pictures, biographies, trivia (all on disk) and much more. Our most "feel good all over" program so far. INCLUDES: Wildwood Flower, Sally Goodin, Cripple Creek, Fire on the Mountain, Pigtown Fling, Red Haired Boy, Jesse James and many more!

The Jazz Soloist™ per volume \$49

Vol. 1 (50 pieces) \$49 • Vol. 2 (50 pieces) \$49 • Vol. 3 (60 pieces) \$49

The Jazz Soloist is a music program with professional jazz quartet arrangements. Each song features a great jazz solo played by top jazz musicians, as well as piano comping, bass & drums. Vol. 3 of the Soloist series features Latin, Blues, and Jazz Waltz stylings. Includes Jazz Soloist program with MIDI files plus files in Band-in-a-Box format. On-screen notation makes sight-reading fun! (NOTE: Macintosh users get on-screen notation only when running the files in Band-in-a-Box. Volumes work together or as standalone programs.)



The Pianist Series available for Windows, Macintosh & Disklavier

Each program contains piano music performed by world-class pianists! PLUS! memos, trivia questions, biographies! Guess the song games and more. They are ideal for learning to play the piano, or for background music while you use other programs. Windows versions also display and print standard music notation and chord symbols for pieces. Available for WINDOWS, MACINTOSH, and also in Yamaha Disklavier & Roland SoundBrush format (...sounds spectacular with the Roland Virtual Sound Canvas!)

NEW! The Modern Jazz Pianist™ \$49

Top Modern Jazz pianists play over 50 tunes in Modern Jazz styles! Jazz/studio pianists Renee Rosnes, Miles Black, Ron Johnston and Brad Turner play over 50 tunes in a wide variety of Modern Jazz Piano Styles. Emulating styles made famous by Herbie Hancock, Fred Hersch, Cedar Walton, Mulgrew Miller and more. Full of information on the masters of Modern Jazz piano! Includes player program to see and study the music using notation and on-screen piano.

NEW! The Latin Pianist™ \$49

Over 50 "Latin" and "Salsa" piano and trio pieces by famed Latin pianist Rebeca Mauléon-Santana (editor of other Music's Latin Real Book!). Including authentic Latin/Salsa piano songs and styles including Conga, Cumbia, Merengue, Son, Mambo, Cha-cha-cha, Guaracha, Samba, Partido Alto, and more. Includes player program, song memos, descriptions/analysis of styles and real-time piano score.

The Pianist™ per volume \$49

The original Pianist now offers nearly 900 of the world's most popular Baroque, Classical and Romantic piano works. Performed by world-class concert pianists and featuring the internationally renowned award-winning pianist Valerie Tryon! The repertoire is so comprehensive that if you can think of it, you'll probably find it, both solo works AND duets. Features ALL the Beethoven and Mozart sonatas, huge amounts of music by Bach, Handel, Scarlatti, Haydn, Chopin, Brahms, Schumann, Schubert, Liszt, Debussy, Ravel, Fauré, Rachmaninov and much more! PLUS... Music Trivia game, Guess the Song game, program notes, biographies, music dictionary (on disk) and more!

"The Pianist is indispensable" Sandra Bowen, Piano & Keyboard

NEW! VOLUME 4. We've added 200 fabulous selections to The Pianist program. Along with the companion volumes, there are nearly 900 of the world's classical masterpieces available in The Pianist series! More music by your favorite composers such as Haydn, Mozart, Liszt, Debussy, Fauré, Schumann and Schubert. Now listen to the complete Mozart Piano Sonatas, Chopin Etudes, Preludes, Ballades & Scherzi, Schumann Carnaval & Album for the Young (complete), Debussy Preludes (complete) and much more! INCLUDES... ALL NEW program notes!

NEW! VOLUME 5 - THE 32 BEETHOVEN SONATAS. For the first time, ALL 32 Beethoven Piano Sonatas are available on NEW "must have" MIDI performances for The Pianist program. The greatest sonatas ever composed for the piano have been performed by world-class pianists including Valerie Tryon, Robert Silverman, Jane Coop, Steven Lubin and Mark George for your study and enjoyment. INCLUDES... detailed program notes about the sonatas!

Vol. 1 (215 selections) • Vol. 2 (200 selections) • Vol. 3 (170 selections)
Vol. 4 (200 selections) Vol. 5 (complete Beethoven Piano Sonatas) • Each volume \$49
Vol. 1-3, \$99 • Vol. 1-5, \$149

The Blues Pianist™ per volume \$49

Each volume contains over 50 great down-home blues piano stylings by top professionals! Playing in a wide variety of blues piano styles - Boogie Woogie, Slow/Fast boogies, jazz blues, New Orleans style, Chicago blues and more. These are the styles made famous by Pete Johnson, Albert Ammons, Jelly Roll Morton, etc. Hours of listening pleasure! Full of information and trivia on the great masters of piano blues. Slow them down and learn the licks! The perfect gift for any blues lover.

Volume 1 (50 pieces - older styles) \$49 • Volume 2 (50 pieces - newer styles) \$49

Other Pianists... each \$49

NEW AGE PIANIST. Over 70 "New Age" and "New Age-Jazz" style piano pieces, played by top performers. This is a beautiful collection of solo piano compositions inspired by the natural world. Full range of "New Age" piano techniques are presented - "ambient" performances in the style of George Winston and "New Age Jazz" performances in styles of Chick Corea/Keith Jarrett. Includes song memos, biographies and information on important New Age musicians. Includes photo album of stirring nature scenes & real time piano score. Over 3 hours of music!

CHILDREN'S PIANIST. Over 70 of the best-loved children's songs for listening & sing-along! Lyrics to all songs displayed on screen in large type. Chords, lyrics and music notation. On-screen lessons explain the techniques of piano accompaniment. Examples of Albert bass, embellishments, syncopation, stride style and many more techniques! Over 4 hours of music! Words and music for 70 songs: London Bridge, Camptown Race-track, Home on the Range, My Bonnie Lies Over the Ocean, and many more!

NEW ORLEANS PIANIST. Over 60 "New Orleans Style" piano music standards, played on MIDI keyboard by top New Orleans pianists Henry Butler, Jon Cleary, Tom McElmott, Joel Simpson and David Torkanowsky playing a wide variety of New Orleans, R & B, Blues & Ragtime piano music.

GOSPEL PIANIST. Over 50 Gospel style piano pieces played on MIDI keyboard by top Gospel pianists Louise Rose, Davell Crawford, Henry Butler, Sam Berneck, Derrick Bethune, Joel Simpson and Jon Cleary. The "Gospel Piano" style underlies much of the blues, jazz and popular music played today.

CHRISTMAS PIANIST. This software includes great piano performances of over 50 all-time favorite Christmas songs and carols - ideal for listening or sing-along! On-screen lyrics, notation and piano keyboard, piano notation printout, background and playback. Music Trivia game, Guess the Song games and more.

"Virtual Sound Canvas VSC-55" \$20*

The Roland Virtual Sound Canvas "...sounds spectacular"

Pentium/Windows 95/98 users with a soundcard can dramatically improve their MIDI sound with Roland's software-only solution (*with purchase of another PG Music product \$29 or more)

Phone Orders: 1-888-PG MUSIC

1-800-268-6272 or 250-475-2874

24
HRS

SALES, ORDERS & INFO FROM OUR WEB PAGE: www.pgmusic.com

VISA/MC/AMX/Check/mo/post/Western Union Fax: 250-475-2937 Toll-Free Fax: 877-475-1444
E-mail: sales@pgmusic.com Add \$5.00 Shipping/Handling per order (\$10 outside USA/Canada)

PG MUSIC INC. 29 Cadillac Avenue, Victoria, BC, Canada V8Z 1T3

30 DAY UNCONDITIONAL MONEY BACK GUARANTEE ON ALL PRODUCTS

circle #568 on reader service card

LEXICON

STUDIO (MAC/WIN)

High-end sound and superb reverb in a mid-priced DAW.

By Mike Collins

With the introduction of its Studio for the PC (and soon for the Mac), Lexicon clearly intends to lay claim to the mid-priced DAW market. With a retail price of \$2,999, this package is positioned midway between budget PC cards and high-end professional systems, such as Digidesign's Pro Tools.

Although its price is moderate, Studio's features are calculated to appeal to serious recordists: the system combines a bucketful of I/O and sync options with Lexicon's highly acclaimed DSP technology, 24-bit A/D converters, and 20-bit D/A converters.

WHAT YOU GET

The system consists of the Core-32 digital audio card (a full-size PCI card), the PC-90 reverb module (a daughterboard that clips onto the Core-32 card), and the 1U rackmount LDI-12T interface. A more full-featured interface, the LDI-16S, is due for release around the end of the year (see the sidebar "The Full Monty"). One Core-32 card can simultaneously support one LDI-12T and two LDI-16S interfaces, and you can install multiple Core-32 cards to expand the system.

The Core-32 card is a 24-bit PCI bus master that controls the clocking of the digital data down the PCI bus. The company's proprietary LexiPowerCore technology not only speeds audio transfers but relieves the CPU of some of its number-crunching chores, allowing your computer to run other tasks faster. According to Lexicon, this enables the Studio system to deliver at least 32 audio I/O channels with excellent stability.

The front panel of the LDI-12T interface provides lots of I/O connections, including RCA and XLR analog I/O (not simultaneously available) and an S/PDIF I/O pair on RCAs. A balanced XLR jack serves as a time-code input (see Fig. 1). The rear panel provides a BNC word-clock input, a set of ADAT sync connectors (see Fig. 2), and a pair of Toslink optical I/O connectors that can be switched between 8-channel, 20-bit ADAT format and 2-channel S/PDIF format.

The LDI-12T thus provides a total of twelve simultaneous inputs and outputs: two analog and ten digital. You can simultaneously use the coaxial S/PDIF and optical ADAT inputs and outputs, but you cannot simultaneously use coax S/PDIF and optical S/PDIF input (for a total of four S/PDIF input channels) because there is only one S/PDIF input driver. The optical and coax S/PDIF outputs are simultaneously available, however, so you can have four S/PDIF output channels.

WHAT YOU NEED

As of this writing, the Lexicon system only runs on the PC with Steinberg's *Cubase VST* as the software front end. Mac drivers are being developed for *Cubase VST*, however, and they should be available by the time you read this. Opcode's *Studio Vision Pro* and *Vision DSP* will also support the Lexicon Studio on the Mac.

Furthermore, by the end of September, the new multichannel Windows 95 Multimedia I/O (MMIO) code will hit the street, which will allow you to launch the Control Panel without launching *Cubase VST*. The basic features of Lexicon Studio will then work with a wide range of audio programs, including Steinberg's *WaveLab*, Sonic Foundry's *Sound Forge*, Syntrium's *Cool Edit Pro*, SEK'D's *Samplitude*, and pretty much anything else that supports a Creative Labs Sound Blaster.

For optimum performance, Lexicon recommends a 300 MHz or faster Pentium II and two separate drives: a boot

disk and a drive for storing audio. Lexicon also recommends that you use an AGP (Accelerated Graphics Port) video card for your PC because the AGP card doesn't use the PCI bus, which leaves slots free for the SCSI controller and Lexicon Studio.

You don't have to use SCSI drives, though: according to Lexicon, the latest IDE drives work quite well and are reaching speeds comparable to those of SCSI drives that were available a couple of years ago. Still, SCSI has its advantages, and if you are considering buying a high-quality DAW, the additional investment in SCSI is probably worthwhile. (For more information on storage media, see "Mass Storage for Musicians" in the July 1998 *EM*.)

GETTING STARTED

The review system was sent preconfigured from Wave Distribution (tel. 973/728-2425; e-mail gil@wavedistribution.com; Web www.wavedistribution.com) and included a Pentium II/300 MHz PC with 128 MB of RAM, a 2 GB internal drive to store the software, and Windows 95. An additional 4.3 GB Ultra Fast and Wide SCSI-3 internal drive was installed for the audio.

The Lexicon Core-32 System PCI card had the PC-90 daughterboard attached and was preinstalled in the computer. All I had to do was hook up the multipin connector from the back of the card to the LDI-12T interface, wire the interface's S/PDIF I/O to my Yamaha 02R digital mixer, connect the 02R's stereo analog outputs to the LDI-12T, and boot up the computer.

The first thing I noticed was the lack of indicators on the interface to show the presence of signals coming into the unit. I wanted to make sure that the cables were good and that the levels were set somewhere in the ballpark before setting up *Cubase VST*, but I couldn't. It took me a few attempts before everything was routed correctly; a set of indicators on the LDI-12T could have helped me troubleshoot the situation.



FIG. 1: The front panel of Lexicon Studio's LDI-12T interface provides an assortment of RCA and XLR jacks for S/PDIF and analog I/O.

Getyerandson!



Instant access
to all named parameters for
GS/XG/AWE 8 compatible units
(Modes i & ii).

Mode iii lets you assign any
parameter to
each knob.

PHAT-BOY— THE MIDI PERFORMANCE CONTROLLER

Turn your:

- AWE 32/64 card
- Roland GS sounds
- Yamaha XG sounds
- Steinberg ReBirth in fact...
- Any instrument or FX unit that can receive external CC information

...into a "hands-on," recordable, re-mixable, real-time controllable, expressive musical instrument.

Available at: All stores who know a good thing when they see one.
But call us on 1-800-752-2780 for your nearest retailer.

AWE, Roland GS, Yamaha XG, Steinberg ReBirth are all trademarks of their respective companies.
circle #569 on reader service card

Nothing to install,
download, or re-boot.
Plug Phat.Boy's MIDI
Out into your system's
MIDI In.

web: www.keyfax.com

From KEYFAX Hardware, a division of Keyfax Software,
PO Box 958, Aptos, CA 95001-0958.
Tel. 831-460-0172. Fax. 831-460-0173. Email: phat@keyfax.com

KEYFAX
Hardware



FIG. 2: The rear of the LDI-12T interface offers optical Toslink connections for 8-channel ADAT or S/PDIF formats and provides serial connections for ADAT sync and machine control.

After properly setting up *Cubase*, I tested the Lexicon Studio's analog inputs by transferring a drum track from a Phil Upchurch album via the 02R into the analog inputs on the LDI-12T. Then I transferred the same drum track via S/PDIF. I couldn't hear any difference between these recordings, which told me that the A/D converters in the Lexicon Stu-

dio sounded at least as good as those in the 02R.

Then I transferred eight tracks of a jazz-rock piece that I was working on in Pro Tools, so I could see how the PC-90 sounded in a mix. I didn't have the 8-channel ADAT interface hooked up yet, so I decided to transfer two tracks at a time via the LDI-12T's stereo S/PDIF inputs. After all, not

everyone who buys this system and wants to transfer multiple digital tracks will have ADAT Lightpipe-equipped gear.

GETTING IN SYNC

Once I had the first two tracks recorded, I needed to make sure that any subsequent tracks would be recorded alongside them in sync. The only way to

THE FULL MONTY

The Lexicon Studio system is expandable in several senses. You can install several Core-32 cards, and each card can simultaneously support one LDI-12T (described in the body of our review) and up to two optional LDI-16S interfaces (price tba). In addition, the LDI-16S interface accepts up to three optional add-ons. When fully expanded (\$3,599), it is jam-packed with connectors.

The stock LDI-16S includes eight channels of analog I/O on balanced XLRs and one pair of 8-channel, TASCAM TDIF digital I/O connectors. Thus, a stock LDI-16S has sixteen I/O channels. Unlike the LDI-12T, the higher-end interface's analog I/O features 24-bit A/D converters, as well as 24-bit DACs. Sync connections on the LDI-16S include word-clock loop-through and out-through (on BNCs), Sony RS-422 serial 9-pin for machine control, and a port for daisy-chaining a second LDI-16S.

However, the LDI-16S really comes into its own when you expand it. Lexicon has announced three optional packages: the AES-8, MDM, and STC-1.

The AES-8 option (price tba) supplies eight channels (four stereo pairs) of AES/EBU digital I/O on balanced XLRs. In addition, you get one stereo S/PDIF I/O pair on RCAs, which replace channels 7 and 8 of the AES/EBU I/O (selectable in the host software). These AES/EBU and S/PDIF

connectors can transfer 24-bit digital audio. The AES-8 also provides real-time sample-rate conversion for all formats.

By the way, those AES/EBU ports are capable of double-wide, dual-spigot operation, which means an AES/EBU stereo pair can be used as a single channel ("dual spigot") capable of recording and playing back at 96 kHz, rather than the system's usual 48 kHz (hence, "double wide"). That means a Studio with one LDI-16S and an AES-8 option can handle up to four channels of 24-bit, 96 kHz audio.

Many studio owners will want to add the MDM option (price tba). This add-on supplies a second 8-channel TDIF connector, two 8-channel ADAT Optical inputs, and three 8-channel ADAT Optical outputs. You also get ADAT 9-pin sync I/O. If you have a digital mixer, an Alesis or TASCAM MDM, or other such gadgets, this "option" might prove a necessity.

Summing up the channel count, with one LDI-16S and both audio I/O options, you have sixteen channels of TDIF I/O, sixteen ADAT input channels, 24 ADAT output channels, eight channels of AES/EBU I/O (two of which can be S/PDIF), and eight analog I/O channels, for a total of 48 inputs and 56 outputs. And if that's not enough, remember that you can use two of these per Core-32 card, along with one LDI-12T (twelve channels). Mind you, the

card itself can handle only up to 32 channels at once, but with all these ports, you get, in essence, a software-configurable patch bay.

If you are using a lot of digital audio devices—and especially if you create audio for picture—you have serious sync needs. To address these, Lexicon offers the STC-1 option (price tba), which gives you longitudinal time code (LTC) input and output on balanced XLRs; vertical-interval time code (VITC) input and output on BNC connectors; and a loop-through to house sync. The last includes mechanical automatic termination, so you don't have to worry about your house-sync system destabilizing if a device is turned off or disabled.

One part of the STC-1 has potential for lots of unusual and creative applications: the General Purpose Interface (GPI). This D-25 connector supplies eight contact closures so you can trigger external devices from the Lexicon Studio System. These triggers will work with 24V or transistor logic level (TLL) signals, so they can be used in many ways. Veteran post engineers might use the GPI to trigger Foley effects and automatic dialog replacement (ADR), but we clever EM types will probably find lots of strange things to do with it. Personally, I plan to trigger my espresso machine just when we're getting close to the end of the mix.

—Steve Oppenheimer

WHAT DOES ALL OF THIS SOFTWARE HAVE IN COMMON?



O P C O D E
SYSTEMS INC




STUDI/O

16-CHANNELS 24-BITS

- Brings 24-bit digital audio in and out of your favorite program
- Connects to all ADAT lightpipe and SPDIF equipment
- Simultaneous 16 channel record and 16 channel playback
- Real-time stereo sample rate conversion
- PC And Mac compatible PCI (short card)
- Up to four cards per computer (64 channels)
- Ships with Windows95/98, Windows NT, Macintosh, and ASIO (Mac/PC) drivers
- Four optical cables included
- Optional studi/o-sync backplate for sample-accurate synchronization
- Available at your favorite music store

NEW LOWER PRICE!

Coming soon! 96KHz



SONORUS

Sonus, Inc., 111 E. 12th St., NY, NY 10003, USA;
Phone: +1-212-253-7700; Fax +1-212-253-7701
<http://www.sonus.com>; info@sonorus.com

All trademarks registered by their respective companies ©Sonus, Inc.

circle #570 on reader service card
World Radio History

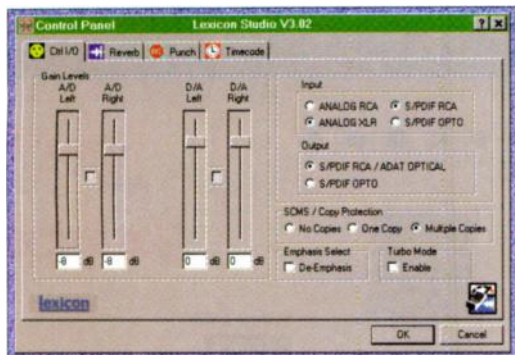


FIG. 3: With Lexicon's ASIO Control Panel, you can set up a variety of I/O configurations. Note that you also can add SCMS copy protection if you so desire.

do that is to have word clock and time code connected between the two systems to keep them locked to a common clock reference and a common SMPTE positional reference. I use a MOTU Digital Timepiece (DTP) as the timing reference for my system, so I connected the DTP's SMPTE Out jack to the SMPTE In port on the front of the Lexicon interface. I also ran a word-clock signal from the DTP to the Yamaha 02R and then to the BNC input on the back of the LDI-12T. I also had a 256x (Superclock) word-clock connection to Pro Tools from the DTP. I used an Alesis LRC remote controller plugged into the front of the DTP to start and stop the whole system using MIDI Machine Control commands.

The sync system worked perfectly. Hitting Play on my LRC started the clocks running in the DTP to output word clock to the 02R and Lexicon Studio. SMPTE was sent to the Lexicon Studio to provide positional information for *Cubase VST*, and MTC was sent to the 02R to run its automation. Superclock and MTC went to the Pro Tools system.

Of course, I could have avoided the hassle of making multiple synchronized recordings by simply hooking up the ADAT ports on the back of the interface to my 02R. I could then have routed the eight Pro Tools tracks to separate outputs from Pro Tools into the 02R and from there to the ADAT outputs. I could then have transferred all eight tracks in one pass into *Cubase VST*. The moral of this story is that, unless you are working with a very basic studio system, you'll probably want to use the ADAT 8-channel I/O with a digital mixer like the 02R to gain the flexibility that you really need when

combining the Lexicon system with all the other gear in your studio.

THAT FAMOUS REVERB

Once I had my eight tracks in the Lexicon Studio, it was time to check out the reverb. The PC-90 daughterboard is based on the same processing engine as Lexicon's acclaimed PCM 90 reverb processor (which retails for \$2,999) and features Lexicon's latest custom, non-linear LexiChip DSPs.

Five classic Lexicon reverb algorithms are included in the PC-90: Chamber, Inverse, Room, Ambience, and Concert Hall. These can be loaded into either of two reverb engines on the card. Two banks of preset reverb and delay effects all sounded first rate.

I couldn't help but notice, however, that the user interface of Lexicon's *LexiVerb* TDM plug-in, which I use on my Pro Tools system, is vastly superior to the PC-90 user interface provided from within *Cubase VST*. *LexiVerb* has a great visual display and attractive, pop-up parameter controls. These are all clearly displayed along with a representation of the currently selected algorithm.

LexiVerb sounds quite good, but the PC-90 sounds even better. According

to Lexicon, this is because the LexiChip DSP chips offer greater depth and quality than the plug-in running on the Pro Tools DSP Farm's Motorola DSP chips. This is the fabled Lexicon reverb; make no mistake about it.

Lexicon has provided flexible routing options into and out of the PC-90 processors. For example, if you just want to use the PC-90 as a stand-alone outboard effects unit, you can simply route a pair of stereo inputs and outputs from the LDI-12T interface directly to and from the card using Lexicon's ASIO Control Panel (see Fig. 3).

Normally, though, you would set up the PC-90 to work within *Cubase*. By default, the outputs of the PC-90 are summed with the outputs of *Cubase VST* and routed to the stereo outputs of the interface; so the output level is determined by the settings in the PC-90 preset.

Unfortunately, the PC-90 effects do not work either as inserts into the channels or as inserts across the stereo mix in the *VST* Master window. However, Lexicon has overcome this limitation by enabling you to route the PC-90 (using the ASIO Control Panel) to any output of the LDI-12T interface. You can even cascade the reverb effects using the Control Panel. It is also possible to route the effects returns from the PC-90 into the *Cubase* mixer's channel inputs so

Lexicon Studio Specifications

Analog Inputs	(2) balanced XLR (+4 dBu or -10 dBV, switchable); (2) unbalanced -10 dBV RC
Analog Outputs	(2) balanced +4 dBu XLR
Digital I/O	(1) S/PDIF stereo pair RCA (coaxial); (2) optical Toslink connectors (8-channel ADAT or 2-channel S/PDIF format)
Other Connectors	(1) BNC word-clock input; (1) balanced XLR time-code input; (1 pr.) ADAT 9-pin, D-sub sync I/O; (1) Sony RS-422 serial 9-pin for machine-control; (1) 68-pin port for host computer
Converters	24-bit A/D; 20-bit D/A
Sampling Rate	44.1 and 48 kHz
A/D THD	<0.005%, 20 Hz to 20 kHz
D/A THD	<0.01%, 20 Hz to 20 kHz
A/D Dynamic Range	104 dB typical, 20 kHz bandwidth; 106 dB typical, A weighted
D/A Dynamic Range	94 dB typical, 20 kHz bandwidth; 97 dB typical, A weighted
Power Requirement	9 VAC (wall transformer provided)
Dimensions (LDI-12T)	1U rack-mount x 4" (D)



Brendan Capucci/Steve Tasch:
The Toy Specialists, NYC.
"... we recommend the CDR800
without missing a beat ..."

Andy Hewitt: 2nd Sense, Watford, UK.
"The CDR800 is superbly well-equipped
with all digital formats ..."

Forrest Lawson: Frostbite Productions, Haskell, NJ.
"... marvellous - I don't know how I ever got along
without it ..."

Dave Dusman: Recording Studio Manager,
Eastman School of Music, University of Rochester.
"... the CDR800 works beautifully ..."

Barbara Mirsch: University of California - Santa Barbara.
"... the opportunity to do a digital transfer from DA* to CD
without a computer is simply fantastic ..."

Tom Stanley: Town House Studios, London.
"... It's a beautifully simple machine to operate
which makes it a pleasure to use ..."

John Jones: Producer / Celine Dion, LA
"... just brilliant ... the CDR800 is the best
CD-R on the market ..."

THE HHB CDR800. #1 IN CD RECORDING.

When we launched the world's first affordable pro quality CD recorder, we thought we might have a hit on our hands. But even we've been amazed at the popularity of the CDR800. Thousands of machines are now in daily use around the world in every conceivable application (and some we could never have conceived of!). You're kind enough to tell us how you love the way it sounds, that superior build quality makes the CDR800 exceptionally reliable, and that pro- features like balanced analogue inputs, an AES/EBU digital in and 5 simple record modes with built-in sample rate conversion are essential for the ways you work. So we'd like to say thanks for making the HHB CDR800 #1 in CD recording.



HHB Communications USA 626 Santa Monica Boulevard, Suite 110, Santa Monica, CA 90401 USA - Tel: 310 319 1111 - Fax: 310 319 1311 - E-Mail: sales@hhbusa.com
 HHB Communications Canada Ltd - 260 King Street East, Toronto, Ontario M5A 4L3, Canada - Tel: 416 867 9000 - Fax: 416 867 1080 - E-Mail: sales@hhbcanada.com
 HHB Communications Ltd - 73-75 Scrubs Lane, London NW10 6QU, UK - Tel: 0181 962 5000 - Fax: 0181 962 5050 - E-Mail: sales@hhb.co.uk
 Visit HHB on line at: <http://www.hhb.co.uk>



circle #571 on reader service card

Lexicon Studio**Minimum System Requirements**

PC and Mac: PCI-equipped computer, host software that supports ASIO or Windows Wave drivers; audio-capable hard drive. Other requirements depend on host software.

you can set the effects-return levels and EQ the signals before feeding them into your mix.

However, if you route the signals in this way, you must consider the problem of latency. Latency is the processing delay that you get with any input that you monitor through software. When you record or play back, this isn't a problem, but if you overdub new instruments—or feed effects returns from the PC-90 into the mixer—and you monitor these signals through the software, rather than through an external mixer, you will hear a delay between the incoming signal and the tracks playing back from the hard disk.

To avoid this delay a Punch mode lets you audition just about anything (including effects returns) directly through the Studio card. That's a very handy feature. You can also record the effects-return signals onto your hard disk and replay them along with your mix to avoid the problem.

THE BOTTOM LINE

The Lexicon Studio's excellent audio quality, the PC-90's professional-level reverb, and the system's Punch mode are some of its greatest strengths. With its time-code, ADAT-sync, and word-clock features, and its digital and analog I/O options, you've got a dynamite audio-production system with great flexibility.

Cubase VST users who want truly professional results should seriously consider a Lexicon Studio instead of a

Change the course of music history.

Hearing loss has altered many careers in the music industry. H.E.A.R. can help you save your hearing. A non-profit organization founded by musicians and physicians for musicians, music fans and other music professionals.

H.E.A.R. offers information about hearing loss, tinnitus, testing, and hearing protection. For an information packet, send \$10.00 to: H.E.A.R. P.O. Box 460847 San Francisco, CA 94146 or call the H.E.A.R. 24-hr hotline at (415) 773-9590.

H.E.A.R.
HEARING EDUCATION AND AWARENESS FOR ROCKERS



LEXICON
Studio digital audio workstation
\$2,999

FEATURES ■■■■
EASE OF USE ■■■■
AUDIO QUALITY ■■■■
VALUE ■■■■
1 2 3 4 5

PROS: Excellent audio quality. Built-in, pro-quality reverb. Flexible I/O. Support for time code, ADAT sync, and word clock. Extensive audio and sync expansion options.

CONS: No front-panel level indicators. Full support not yet available in many host programs, especially for Macintosh. DSP cannot run third-party plug-ins.

CIRCLE #439 ON READER SERVICE CARD

budget audio card. As mentioned earlier, by the time you read this, Opcode's *Studio Vision Pro* and *Vision DSP* should also support the Lexicon Studio on the Mac, and other companies (both Mac and PC) are slated to join the band around the same time. With its audio quality and versatility, this mid-priced system is a clear winner.

Music-technology consultant Mike Collins lives in London, England, and has written more than 400 product reviews and articles for magazines worldwide since 1987.



Graduate Programs in Sound & Music Production and in Sound & Music Technology are offered in Europe



Study music and production in Europe

Study music and technology

HKU (Utrecht School of the Arts) is one of the largest schools of Fine Arts in Europe. Its faculty of Art, Media & Technology specializes in the areas of Music Technology, Audio Design, Audio Visuals, Animation, Image Technology, Interaction Design and Digital Media Design. Its student body consists of 700 students in both the B.A.- and M.A.-programs. The School also hosts M.Sc., M.Phil. and Ph.D. programs in Music Production and Music Technology.

The B.A.- and M.A.-programs offer a specialized curriculum which is project-oriented and works with production teams. The student will work with other team members who will be from the same and /or different areas of music, art, media & technology.

Depending on knowledge, skills and experience students are admitted to the B.A. + M.A.-programs of 2 years (90 weeks) or the extended M.A.-programs of 19 months (69 weeks). In both cases the first part of the curriculum is tailored to each individual student depending on knowledge, skills and experience. The students train to be competent in two areas (e.g. composition & production or sound design & technology). The programs are interdisciplinary and team-oriented and require self-reliance and self-motivation of the students.

- ▶ *Students work with the latest technology and state-of-the-art equipment.*
- ▶ *The faculty are professionals who actively work in the field and teach only one or two days per week.*

- ▶ *Earn your B.A. and M.A. while doing industry driven projects*
- ▶ *Participate in production teams made up of American students*
- ▶ *Interact with production teams of European students*

Why Europe?

Europe offers diverse educational and artistic opportunities and interesting travel opportunities. The M.A.-programs were developed in co-operation with seven other leading European Art & Technology Institutes in Barcelona, Helsinki, London, Mallorca, Paris, Portsmouth and Stuttgart.

Why the Netherlands?

The Dutch have a history of innovative educational thought and flexible curriculum. The programs are taught completely in English and the majority of the population speaks English.

Why HKU?

The faculty, facilities and student body at HKU has established an outstanding reputation for high quality work and placement within the art & technology community.

Projects?

Each student is involved in specific music technology / production team projects, interdisciplinary media team projects and at least one individual project.

Projects in 1998: music and sound design for dance and drama; sound design for all kinds of interactive systems; cd-roms and intranet applications for music education; music and sound design for film, animation and documentary; sound design and production for TV and radio; research into musical expression for analysis and digital implementation; sound design for national (sports) events.

How to apply

If you are interested in a graduate degree in one of the fastest growing fields in the heart of Europe's broadcast / media center then please contact info@kmt.hku.nl or browse <http://www.hku.nl/ma/> for more information on the programs and admission procedures.

info@kmt.hku.nl www.hku.nl/ma/

HKU, Faculty of Art, Media & Technology,
PO Box 2471, 1200 CL Hilversum, the Netherlands



Utrecht School of the Arts

Faculty of Art, Media & Technology

E - M U

AUDITY 2000

This tempo-based synth can rip your head off.

By Jeff Burger

Diehard synthesizer aficionados will remember a creature in early analog history (circa 1979) called the E-mu Audity, scientific name *Dromaius novaebollandiae auditus*. This 16-voice behemoth was controlled via a digital scanning keyboard, and only one prototype and one custom unit (commissioned by ex-Tangerine Dreamer Peter Baumann) were built before E-mu Systems decided that, with its price tag of approximately \$50,000, the Audity was not going to be viable.

Nearly twenty years later, E-mu has released the Audity 2000, and the only similarity worth talking about is the name. This newcomer is a thoroughly modern synth module, replete with in-your-face industrial sounds and clock/tempo-based modulation sources, including sixteen (yes, sixteen!) simultaneous arpeggiators.

INTERFACE EVOLUTION

At first glance, the single-rackspace Audity 2000 module might be mistaken for a member of the Proteus family, like Carnival, Orbit, and Planet Phat. Indeed, some Proteus-family traits are present. For example, Proteus users will feel right at home with the 2 x 24-character LCD, negotiated via cursor buttons and data wheel.

However, with its patch-cord modulation architecture and Z-Plane filtering, the Audity draws at least as much from the Emulator IV's EOS operating

system. The OS is in Flash memory, which provides for easy updates. In addition, this is the first E-mu offering to utilize Motorola's recent 32-bit Cold Fire processor, which is 2.5 times faster than the brain at the heart of the EIV. There's nothing remotely sluggish about this bird.

Proteus users will also recognize the familiar rear-panel complement of MIDI In, Out, and Thru, along with main stereo outs and two stereo pairs of sub-outputs that can double as effects send/return (see Fig. 1). (In a pinch, you could even use the returns to make the Audity 2000 serve as a line mixer.) All the audio ports have 18-bit DACs. New to the lineup is an RCA S/PDIF output that can route the main stereo signal in the digital domain to S/PDIF-equipped devices such as DATs, digital mixers, and hard-disk recorders.

The front panel sports four real-time controller knobs and a switch that assigns the knobs to three different sets of functions. In QuickEdit mode, these knobs allow you to control common synth parameters, such as filter cutoff and resonance, as well as core arpeggiator functions, without having to enter Edit mode. (The LCD does not show the parameter values in QuickEdit mode, however.) The controller knobs can optionally send MIDI data to virtual controllers A through H, the assignments of which are user-definable.

When you are editing a preset, the four knobs correlate to the four parameters displayed on the current LCD screen, thus sparing you one more round of cursor moves. Of course, you'll need to position the module within easy reach if you want to take advantage of these real-time features.

SONIC ARCHITECTURE

The Audity offers 32-voice polyphony, and E-mu expects to debut a software upgrade this fall that will double the

polyphony to 64 voices. Presets are organized into seven banks, with a total of 640 in ROM and 256 for user programming.

Proteus users are accustomed to two layers of sounds per Preset, but Audity Presets employ four layers. Each layer comprises a sampled waveform, processed through a Z-Plane filter and amp; three multistage envelopes; two LFOs; and copious matrix-modulation options. Each layer can be zoned, as well as crossfaded or cross-switched by key position, Velocity, or an assigned controller, allowing for very interesting combinations.

As with the Proteus series, each of the sixteen channels can be assigned a single Preset for multitimbral work. Although there is no dedicated Performance mode, as found on some products, each Preset can be linked to two others—each with its own key range, Velocity range, volume, pan, transpose, and delay settings. Between the options for layers within Presets and the linking of multiple Presets, you can set up some serious performance scenarios.

The Audity ships with more than 200 waveforms in 16 MB of ROM. An internal slot is designed to accept a 16 MB ROM card, which is still in development. The sound set is made up primarily of sampled analog waveforms, modern drum kits, and a healthy seasoning of industrial noise and similar types of rude effects—nothing for the squeamish. The sounds are all 16-bit waveforms sampled at 44.1 kHz, a step up from the Proteus's 39 kHz. A chorus effect is available at the oscillator level, but it steals half the polyphony.

The unit also includes a resonant Z-Plane filter that evolved from E-mu's Morpheus (see Fig. 2). This unusual type of filter is capable of morphing or interpolating between two completely different filter states under control of an



E-mu's Audity 2000 is not for the faint of heart, nor is it likely to attract those who play traditional music. But it's very cool if you want to create futuristic effects or play rude and rhythmic industrial, acid, techno, or rave.

Resistance is Futile

For NT/98/95

SAW Pro



NOW!
With 24-Bit/96 kHz Capability
and Direct-X Support



SAWPro is the ultimate value in 24-bit digital audio solutions, featuring non-linear, non-destructive editing and direct hard disk multitrack recording.

SAWPro can and will change the way you work with audio forever.

Professionally Record, Mix, and Master a Session Using High-Quality Built-In FX!



New higher resolution graphics bring a distinctive look to the screen designs.

Built-in Emulated DSP Effects Include: Graphic EQ, Compressor/Gate/Limiter/Normalizer, Echo/Delay, Vari-Pitch/Speed, Reverse Audio, Reverse Phase, and Center Channel Eliminator on EVERY TRACK!

SAWPRO PRICE \$950

Special upgrade pricing available for registered SAW users!
Call 1-800-844-1554 for details.

Free demos available for download at www.iqsoft.com!

The Next Generation

SAWPro - Software Audio Workshop for the Professional. IQS introduces the *Fourth Generation* of the award-winning SAW software, with features too incredible to resist! SAWPro incorporates more power than ever with 24-bit/96 kHz record and playback capabilities, and Direct-X support, allowing you to now use your favorite plug-ins *LIVE* in the SAW MultiTrack environment!

- 32 Real-Time Mono/Stereo Tracks
- Support of 12 Stereo Devices Equaling 24 Physical Ins/Outs
- High Resolution 3-D Graphics
- All DSP FX Processing Maintained at the 24-Bit Depth Level with 64-Bit Spillover Registers
- Complete Automated Virtual Mixing
- SMPTE Sync & Generate Capabilities with Sub-Frame Accuracy

Whether your professional audio needs lie in theatre, radio, film, recording studios, audio for video, live sound, or multimedia productions, reward yourself with the tool that will turn your creative visions into reality. Evolve into the next dimension of digital audio with SAWPro!

SAWPro Minimum System Requirements: Windows NT/98/95, Pentium II-266 or higher, 128 Mb RAM, X VGA video 1024x768 at 65000 Colors, 16-bit or higher Windows compatible sound card(s), EIDE or ultra-wide SCSI hard drives.

Mix and master an entire session in SAWPro, effectively replacing the entire console, patchbay, outboard effects gear, and all associated cables, hums and buzzes. SAWPro, hosted by a high-end Pentium II computer with a multi-channel optical sound card can deliver up to 24 channels of I/O with full 24-bit resolution. SAWPro truly represents the complete digital tapeless solution! Record, overdub, and mix... *SAWPro does it all*, potentially saving you tens of thousands of dollars!

Once you've realized the SAWPro experience, there IS NO turning back. Resistance is futile.

Other Incredible Digital Disk Editing Solutions from IQS

SAWPLUS 32
FOR NT/98/95 \$700

SAWPlus32 represents the *Third Generation* of the SAW design, giving you superior performance in Windows NT/98/95, with simultaneous playback of up to 32 mono or stereo tracks and support of up to 12 stereo sound cards. Tons of new features and enhancements, now including Direct-X support, make SAWPlus32 an invaluable investment for everyone from recording professionals to audio enthusiasts.

SAW 32
FOR NT/98/95 \$500

Identical in design to SAWPlus32, but less resource intensive, SAW32 offers simultaneous playback of up to 16 mono or stereo tracks and supports up to six stereo sound cards. If you want all the features but don't need all the tracks, SAW32 is for you.

SAWplus
FOR WIN 3.x \$300

You won't find this value anywhere in digital editing software. Turn your PC into a full-fledged DAW with 16 tracks of real-time playback! Being used in thousands of radio stations and recording studios, SAWplus is still a favorite.

INNOVATIVE QUALITY SOFTWARE

circle #574 on reader service card

4680 S EASTERN AVENUE
LAS VEGAS, NV 89119
WWW.IQSOFT.COM



(800) 844-1554 - ORDERS
(702) 435-9077 - PHONE
(702) 435-9106 - FAX



Midi Quest v7.0 gives you complete control over all aspects your MIDI setup with unparalleled SysX editing and organizational tools. Midi Quest includes both 16 and 32-bit versions and supports Windows 95, 98, 3.1 and NT 4.0 and includes over 85 program enhancements. You can easily create new patches, multis, combinations, drum setups, etc. for each of your instruments or the computer can create them for you. The Midi Quest v7.0 CD even includes over 31,000 unique patches (no duplicates) to get you started.

Midi Quest already supports over 300 instruments but if you don't see an instrument in the list, just ask, we'll be adding many more shortly.

For complete online information on Midi Quest v7.0 and Sound Quest's other products, please visit our web site, send an email, or give us a call.

Supported Instruments

Akal MB76, Alesis D-4, DMS, HR-16*, HR-16B*, MidiVerb III, MidiVerb IV, NanoBass, NanoPiano, NanoSynth, QuadraSynth, QuadraSynth S4, Quadra-Synth Plus, QuadraSynth Plus Piano, QSE, Q57, Q58, Q59, QSR, QuadraVerb, QuadraVerb Plus, QuadraVerb GT, QuadraVerb 2*, SR-16*, ART DR1*, BOSS DR-5, DR-600, SE-80, SE-70*, Casio CZ101, CZ1000, CZ3000, CZ5000, VZ1, VZ10m, Creative Labs WaveBlaster, Digital MX-8, Digitech DSP128*, DSP128+*, DSP256*, GSP2101*, IPS33B, TSR-24*, Valve FX*, Emu Classic Keys, Launch Pad, Morpheus, Orbit, Procussion, Proteus MPS, Proteus MPS Plus, Proteus 1, Proteus 1XR, Proteus 1 with Protologic, Proteus 2, Proteus 2XR, Proteus 3, Proteus 3XR, Proteus FX, Sound Engine, Ultra Proteus, Vintage Keys, Vintage Keys Plus, Ensoniq DP-2, DP-4, EPS+, ESQ-1, ESQ-M, KMX-16, KMX-8, KS-32, KT-76, KT-88, Mirage+, MR-Rack, MR61, MR76, SD-1, SQ-1, SQ-1 Plus, SQ-2, SQR, SQ-80, TS-10, TS-12, VFX, VFX-SD, VFX-SD II, Eventide Harmonizer*, Evolution EVS-1, JL Cooper Feder Master, MSB-1820, MSB-Plus, MSB Rev2, PPS-100*, Synergy*, Kawai K5000, K1, K1R, K1 II, K3, K3m, K4, K4R, K5, K5000S, K5000R, K11, R-50*, R-100*, Spectra, XD-5, KMX KMX MIDI Control, KMX 8 x 8, Korg 01W/W, 01W Pro, 01RW, 03RW, 05RW, AA, DDD-5*, D-8, DVP-1, DW8000, DW8000, DSS-1, EX800*, EX8000, I1, I2, I3, I4, I5, I6, I300, M1, M1EX, M1R, M1REX, M1+1, M3R, M204, N364, NS5R, Poly800*, Prophecy, SCD-3000*, S3, T1, T2, T3, Trinity, Trinity Pro, Trinity Plus, Trinity Rack, Wavestation, Wavestation EX, Wavestation AD, Wavestation SR, X2, X3, X3R, X5, X5D, X5 DR, Z1, Z07*, Kurzweil K2000, K2000R, K2500, K2500R, Lexicon LXP-1*, LXP-5, LXP-15, MOTU 7a, Peavey DPM3, DPM-V3, Spectrum Base, Spectrum Bass II, Spectrum Filter, Spectrum Organ, Spectrum Synth, Rane MAP33*, MPE14, MPE28, MPE47*, Rhodes Model 660*, Model 760*, Oberheim Matrix 1000, Matrix 6, Matrix 6R, Matrix 12, Xpander, Octave Plateau Voyetra 8, Roland A-50*, A-80*, A-880, CM-32, CM-32P, CM-64, D-5, D-10, D-20, D-50, D-550, D-70, D-110, DEP-3, DEP-5, E-660, GM-70, GP-8, GP-16, GR-09, GR-50, GS, JD-800*, JD-990, JP8000, Juno-106, JV-30, JV-80, JV-880, JV-90, JV-1000, JV-1080, JV-2080, JX-8P, MC-303, ME-10*, MGS-64, MKS-80, MT-32, Pro-E, P-330*, PMA-5, RA-50*, R-5, R-70*, R-8, R-8II, R-8m, SCC-1, SC-35, SC-50, SC-55, SC-55 MkII, SC-155, SC-88, SC-88VL, SC-88VL-WH, SCP-55, Sound Expander (M-BD1, M-DC1, M-OC1, M-S-E1, M-WC1), SPD-11, Super Jupiter, TD-5, TD-7*, U-110, U-20, U-220, XP-10, XP-50, XP-80, Sequential Circuits Drumtraks*, MultiTrak, Prophet10, Prophet5, Prophet 600, Prophet T8*, S8-Trak*, Tom*, Turtle Beach MultiSound, Voice DMI-64*, Waldorf Microwave, Microwave (v2.0), Yamaha DMP7*, DX1, DX5, DX7, DX9, DX7IID, DX7IIFD, DX7S, DX11, DX21, DX27, DX27S, DX100, FB01, KX78*, KX88*, MEP4*, MU50, MU80, MU-100R, RX11, RX17*, RX21L*, RX7*, SPX90*, SPX900*, SPX1000*, SY22, SY35, SY55, SY77, SY85, TG33, TG55, TG77, TG100, TG500, TF01, TX7, TX802, TX812, TX816, TX81Z, V80, W5*, W7*, 360 Systems Midi Patcher. (* = libration support only)

Sound Quest Inc.

1140 Liberty Dr.

Victoria, BC, V9C 4H3, Canada

US Info/Orders: (800) 667-3998

Phone: (250) 478-9935 Fax: (250) 478-5838

E-Mail: sales@squest.com

WebSite: http://www.SQuest.com

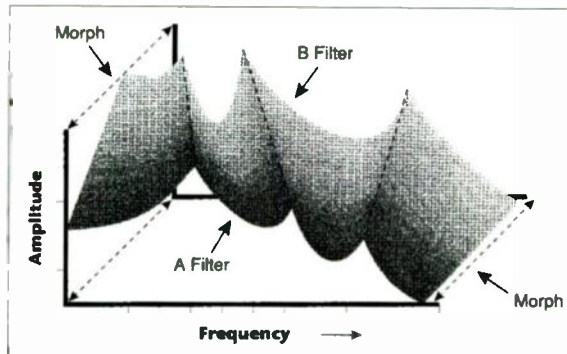


FIG. 2: E-mu's Z-Plane filter changes its function over time by morphing between two different filter types. It accomplishes this by interpolating between parameter values in the two filter types.

restriction on how many times a source or destination can be patched within a layer, and you can even modulate other modulators in some cases. Some examples of common modulation sources include key number, LFOs, envelopes, Velocity, MIDI Control Changes, and noise. Common destinations include fine and coarse pitch, filter cutoff and resonance, volume, glide, envelope parameters, LFO rate, and pan. I've ragged on other synth

manufacturers in recent reviews for not providing panning as a modulation destination for added spatial dimensionality, but the Audity comes through!

There are also some special modulation processors designed to be patched between sources and destinations, including conditional switches, diodes, lag processors (see Fig. 4), quantizers, summing amps, and other esoterica rarely seen since the halcyon

days of modular synthesizers. Ironically, amid all that, there's no provision to modulate an old synth staple—pulse width—because the waveforms are samples.

One of the most exciting modulation sources is the system clock, regardless of whether it is the Audity's internal clock or an external MIDI Clock source. (You can also program an external MIDI controller to govern clock speed. There's no provision for Tap

Audity Specifications

Polyphonic Voices	32
Multitimbral Parts	16
Presets (ROM/user RAM)	640/256
Waveform ROM	16 MB (expandable to 32 MB)/200 waveforms
Sample Rate/Resolution	16-bit/44.1 kHz
Filters	(50) Z-Plane: (18) sixth-order and (32) twelfth-order
Envelope Generators	(3) 6-stage
Modulation Sources/Destinations	66/64
Arpeggiators	16 (independent)
Arpeggiator Patterns (factory/user)	200/100 (32 steps ea.)
No. of Effects Processors	2
No. of Effects (Processors A/B)	44/32
Analog Audio Outputs	(6) 1/2" unbalanced
Digital Audio Outputs	(1) S/PDIF stereo on RCA
Submix Inputs	2 (analog; sum to main outs)
Other Ports	MIDI In, Out, Thru
Digital-to-Analog Converters	18-bit linear
Internal Processing Resolution	24-bit
Signal-to-Noise Ratio	>92 dB
Dynamic Range	>90 dB
Frequency Response	20 Hz–20 kHz (+2/-1 dB)
THD + Noise	<0.02% (1 kHz sine wave, A weighted)
Intermodulation Distortion	<0.05%
Dimensions	1U rack-mount x 8.5" (D)
Weight	6 lb., 14 oz.

If you're serious about your music, don't play games with your computer sound card.

You need a MIDI/audio sound card that's as committed to making great music as you are. The Yamaha SW1000XG fits the bill perfectly. Actually, calling it a sound card doesn't do it justice—IT'S A COMPLETE, TURNKEY MIDI PROJECT STUDIO THAT FITS IN YOUR COMPUTER. It has a 64-note poly XG synthesizer, 6 fully programmable effects processors, 12 channels of accelerated hard disk recording and a robust package of sequencing, recording and editing software, all for just about \$699 MSRP. After all, when it comes to creating music, Yamaha doesn't play around.

Expand the SW1000XG's capabilities with plug-in boards!

You can add the equivalent of a DX7 synthesizer (PLG100 DX), VL70m virtual acoustic synthesizer (PLG100 VL) or 4-part vocal harmony (PLG100 VH) to the AWM2 XG voices on board.

Add the power of a Yamaha 32-bit digital mixer. Cascade the SW1000XG with the incredible Yamaha DSP Factory card for unprecedented digital mixing power in your new computer "studio."

Connect to analog and digital instruments and gear.

Stereo 20 bit analog input

Stereo analog outputs with exceptional 94 dB signal-to-noise ratio

SPDIF stereo digital output

A breakout cable to standard 5-pin DIN MIDI in and out is included with the card

Professional quality wavetable synthesis in the hardware.

All of the SW1000XG's synthesis and effects are created using proprietary Yamaha chips that leave your computer's CPU free to fully utilize your favorite audio processing software.

- 64 Note polyphonic AWM2 tone generation with 1267 voices and 46 drum kits.
- Huge 20MB Yamaha XG WaveROM
- 6 programmable effects processors

12 Channel hard disk recording.

The XG Works software bundled with the SW1000XG gives you PCI bus hard disk recording, non-linear editing and wave editing capability. So now you can do all your sequencing, recording and sound editing in one simple package.



For more information about the SW1000XG visit www.yamaha.com

©1998 Yamaha Corporation of America, DMI Department, P.O. Box 6600, Buena Park, CA 90622-6600. Call (800)932-0001 ext. 674 for a brochure.

circle #577 on reader service card
World Radio History

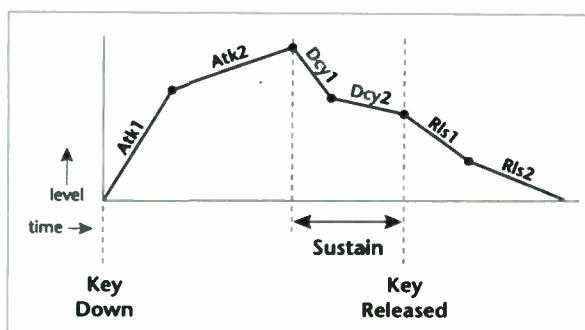


FIG. 3: With the Audity's 6-stage envelopes, when you trigger the sound from a MIDI keyboard, the envelope begins at zero and moves to the Attack 1 Level at the Attack 1 Rate, then proceeds to the Attack 2 Level at the Attack 2 rate. If you hold down the key, the envelope continues through the two decay stages. As soon as you release the key, the envelope moves to the release stages.

Tempo, however.) As mentioned earlier, the LFOs and envelopes can all be driven by the clock. You can also modulate anything else that's a valid Patch Cord destination with the clock. Moreover, the clock can be metrically divided or multiplied for each arpeggiator, resulting in some fantastic "synchronic" rhythm textures when more than one is used. Potential applications, such as retriggering a 6-stage modulation pattern by syncing an envelope to the clock and cycling different layers on and off, show Audity's true colors.

ARPEGGIATOR ALLIGATOR

So far, we've discussed the tremendous rhythmic potential of the Audity's ability to sync many different parameters to internal or external clock. The icing on the cake is the instrument's sixteen parallel arpeggiators, one for each of the sixteen MIDI channels. When played from a multichannel controller or sequencer, the possibilities are incredible—and dangerous!

Each Preset stores its own arpeggio settings, which are accessed via the Proteus-like Edit button. An identical master arpeggiator menu is accessed with a dedicated button. The screen in which Presets are assigned to channels has a field that is used to turn the arpeggiator on and off and to select whether the channel's arpeggiator will play the Preset pattern or the Master pattern.

How an arpeggiator responds is determined by a comprehensive series of parameters. Pattern types include up, down, up/down, random, forward (order of performance), backward, forward/backward, and user-programmed. There's memory enough for 100 user

patterns, each of which can be up to 32 steps in length. This is a step-entry job: you increment the display through each step in the pattern and set the desired parameters, including Key Offset/Tie/Rest, Velocity, Duration, and up to 32 repeats.

Individual steps can also be turned off, so you don't have to start over if you find you've botched a step. There's also a provision to copy patterns. Given the advanced concepts found in this instrument, it's surprising not to find a pattern-entry option that resembles a more intuitive, real-time performance process.

In QuickEdit mode, the four real-time knobs can control the resolution, extension, Velocity, and gate of the current channel arpeggiator. This sweet feature allows variation of the arpeggiator effect during performance.

Whew! As you can see, this plethora of parameters employed in various combinations provides for an incredible amount of flexibility within each of the sixteen arpeggiators. Combining two or more arpeggiators can get nuts pretty quickly. This unique Audity feature requires a different mind-set than grabbing a chord and taking a cosmic ride. It is often much better to play individual notes and get into the effect generated by the synchronized interaction of different arpeggiators playing different patterns at different clock divisions using different voices on different channels. Got it? With all due respect, you likely won't until you test-drive the beast yourself. It's one of those instruments you just have to play.

The arpeggiator even features a battery of other global settings that affect the selected mode (see the sidebar "Audity's Awesome Arpeggiator").

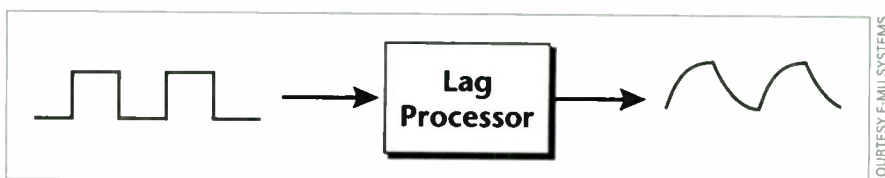


FIG. 4: A lag processor slows down rapid changes in the input signal, so that the output "lags" behind the input at a preprogrammed rate.

MULTIPLICITY OF EFFECTS

The Audity has two stereo effects processors. The A processor generates 44 effects dedicated to reverb and delay, with user control over decay and high-frequency damping. The B processor offers 32 chorus, flange, and distortion effects with programmable feedback, rate, and delay time. You can even send a given amount of effect B to effect A, which is a nice touch. However, Audity lacks some effects one expects to find, including rotating speaker, exciter/enhancer, and compressor.

The two effects are joined at the hip, and there's not enough horsepower to have different effects on different multi-timbral channels. The effects settings are derived either from the master settings or from the settings of a specified preset. Although there's a reasonable amount of flexibility in routing effects to the three audio output buses, the sonic quality is just average, and there are fewer user parameters than can be found in many competing products.

In addition to the effects section's rather ho-hum implementation, there's a major faux pas: the effects are almost the only thing on the instrument that can't be synchronized to the master clock. That means you'll have to dial in the effect times manually to match all those gloriously synched arpeggios, LFOs, and envelopes, and the delays won't track tempo changes. Hey E-mu, you're hurtin' me here!

AUDITIONING AUDITY

Playing Audity's factory demo sequences is nothing short of a headspin. It's absolutely nuts and makes a brash statement that sets the stage for exploration of factory Presets.

Preset names have prefixes such as "arp," "edg," "syn," and "pad" that help categorize them. The first two banks (and their copies in the user RAM banks) offer a shotgun smattering across categories. Fortunately, the other banks organize Presets according to categories. This approach makes

it easy to find most Presets by style, but it would still be nice to have a method of viewing *all* sounds according to category.

Many of Audity's sounds are rudely industrial and would have been relegated to the novelty department only a few years ago. In today's anything-goes music scene, this may be just what the doctor ordered. Although there is a reasonable amount of analog synth sounds, the unit's sample playback technology doesn't seem able to deliver the fatness and warmth of true analog. In addition, E-mu intentionally left off compression, limiting, and other processing that is normally applied to protect speakers and eardrums. This allows you to create some really nasty sounds, but it also means you have to be very careful when using extreme settings.

I found some excellent examples of Audity's tempo-based features, including "Clocking Out" and "Modify." These are patches you can just grab and groove on, even sans arpeggiator. I also liked sequencing with "Env Kit," in which blocks of keys are tuned to the same notes, with subtle differences in filter setting. The hip-hop crowd will find plenty of resources with drum kits

like "Cooleo" and "Drumatix," along with basses such as the subsonic "Submarine." Dance mavens will appreciate chording Presets such as "Ice Dreams" and "House Cord." Leads range from the delayed, Minimoog-esque "Tangerine" to the fried static of "Short Circuit."

There's also decent fodder for more traditional sequencing with a lighter touch, such as the spacey "Fundamentals," blippy "Prophetics," and bell-like "Ballerina." Alas, many—perhaps too many—sounds fall in the category of "too quirky to even begin to describe!"

HORSE OF A DIFFERENT HUE

The Audity 2000 could help drive a whole new wave of electronic music. A tempo-based instrument is an idea whose time has come, and E-mu has implemented that concept well. The innovation of having sixteen discrete arpeggiators takes the Audity over the top. The sounds are crisp, and the interface is snappy and nicely evolved for a single-space rack. The MIDI implementation is comprehensive, and the four real-time control knobs add a lot

of performance flair. The only real weak area is the effects—the omission of synchronization in this department is hard to ignore.

Is Audity for you? That depends. If you're into cutting-edge music in the industrial/acid/techno/rave genre, it's a real kick. Audity will also be at home in commercial production environments, not so much as the sonic centerpiece as for tastes of futuristic effects. In either case, using it to trigger other MIDI sound sources can certainly extend the arpeggiator's possibilities. For more traditional applications, the sound set is rather rude, and the multiple arpeggiators may find limited use. (This box would send Barry Manilow running for the hills!)

Regardless of whether you like Audity, it is a harbinger of the future. I'd be surprised if E-mu didn't put Audity's technological advances into their next round of samplers. One thing is certain: Audity is audacious.

Jeff Burger is a songwriter, digital artist, author, and multimedia producer based in Sedona, Arizona.

E-MU SYSTEMS
Audity 2000 synthesizer module
\$1,795

FEATURES ■■■■■

EASE OF USE ■■■■

QUALITY OF SOUNDS ■■■■


VALUE ■■■■
1 2 3 4 5

PROS: Entirely tempo-based synthesizer architecture with synchable envelopes and LFOs. Sixteen simultaneous arpeggiators. Excellent matrix modulation and four real-time control/edit knobs. Flexible Z-Plane filters. Expandable sample-playback ROM. High fidelity combined with S/PDIF output.


CONS: Effects processors mediocre and not synchable to clock. Factory sound set too brash for more traditional musical genres. Small LCD display for the programming power. Too bright and thin for true analog emulation.

CIRCLE #440 ON READER SERVICE CARD

Scan & Play **MIDISCAN**[®]
FOR WINDOWS

Music reading software 

Try it before you buy it...
<http://www.musitek.com>



MUSITEK
Musik Imaging Technologies

800-676-8055
805-646-8051

circle #578 on reader service card

SONIC FOUNDRY

ACID (WIN)

An intuitive approach to arranging sample loop-based songs.

By Scott R. Garrigus

If you've ever created a song by piecing together digital audio sample loops, then you're aware of the problems that can arise during the production process. More often than not, your source material will differ in tempo, pitch, or both. Even though today's advanced digital audio editing software allows you to stretch or transpose loops to make them match, it's tedious to have to go through all the steps manually for every sample in a project, and this can easily stifle creativity. Sonic Foundry aims to remedy the plight faced by all you loop jockeys out there by offering a new loop-based arrangement tool called *ACID*.

ACID is a sequencing program in which you arrange audio loops using simple drag-and-drop editing. No matter what the original tempo or pitch of your source samples, *ACID* automatically stretches and transposes them to fit

the current project's tempo and key. It also allows you to apply dynamic envelopes for manipulating volume and panning, and the program supports DirectX-compatible plug-in effects. What's more, it does everything in real time.

If you think that you'll need a powerful machine to tap *ACID*'s full potential, you're partly right. During my tests with the program, I found that the only time that raw power was really needed was when applying effects. Otherwise, even an old Pentium 75 with 24 MB of RAM can have you hip-hoppin' your way through your next tune. And because *ACID* works with any Windows-compatible sound card—even multiple sound cards at once—you can rest assured that your existing hardware is probably all that you'll need.

THE ACID PARADIGM

The *ACID* interface is divided into three main sections: the Track List, Track View, and a multifunction accessory panel (see Fig. 1). The accessory panel occupies the lower third of the main window and provides direct access to the Media Explorer, Properties window, Mixer, and Effects utilities through a set of tabs at the bottom of the panel. The Track List and Track View sections appear above the accessory panel on the left and right, respectively.

When you first open the program, the Track List and Track View are

empty and the accessory panel displays the Media Explorer. The Media Explorer shows you a directory tree (left pane) of all the storage devices on your system, including floppy drives, hard drives, and CD-ROM drives. It also displays a list (right pane) of any WAV, AIFF, and ACD (*ACID* project) files that are present in the currently selected folder.

You can preview a WAV or AIFF file using the playback controls located at the bottom right of the Media Explorer. If the Auto Preview option is enabled, simply selecting a file will make it play. What's cool about this feature is that you can preview files while the current *ACID* project is playing. *ACID* will do a quick read of the file properties (more about this later) and then stretch and transpose the file to fit the current project's tempo and key. Once you've found a file that you like, you can add it to the project by dragging and dropping it into either Track area or by simply double-clicking it.

When you add a file to an *ACID* project, a new track is created. In the Track List, controls appear that let you set common track parameters, such as name, output device, mute, and solo. One of the controls is a multifunction slider. Its purpose is determined by the adjacent drop-down list. The list lets you choose settings for volume, panning, and effects send levels, which are displayed in dB from $-\infty$ to +12 (± 100 percent from center for panning). I'd rather see all the values displayed at once and just have pop-up sliders appear during adjustment. I'd also like to be able to type in specific values, but that's not possible in the current version.

Unlike the tracks in a typical multi-track sequencer, each *ACID* track only contains a single audio file. As with most audio sequencers, the tracks don't actually contain any audio data. Instead, they contain playback events that tell *ACID* how and when to play a track's associated sample file. The Track View displays the events in each track along a time line so you can see when each event occurs and how it relates to the other events. The program works in a way that's similar to the way a sampler works with MIDI. Just as a MIDI Note On event sent from a sequencer instructs a sampler to play an audio loop at a certain time, an event in the *ACID* Track View tells the program to

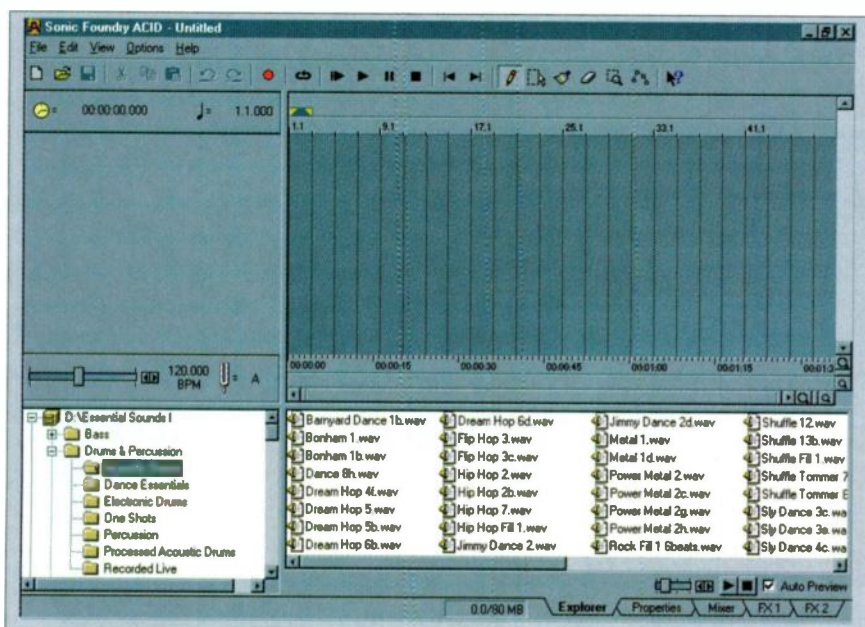


FIG. 1: *ACID*'s interface is divided into three main sections: the Track List (left), the Track View (right), and a multifunction accessory panel (bottom).

STOP PLAYING IN CIRCLES? APPROACH YOUR PLAYING FROM A DIFFERENT ANGLE.

trapKAT Kit



The NEW trapKAT 2.0 is the ideal digital drumset for your MIDI studio, practice and live playing.

- *Sequencing.....*Capture every nuance of your playing with true FSR sensor technology.
- *Quiet Practice...*Resilient gum rubber pads feel natural to play on.
- *Performance.....*Fast setup, 24 pads plus bass drum and hi-hat in less than five minutes.

manufactured by... **Alternate Mode, Inc.**

53 First Ave. Chicopee, MA 01020 tel. 413-594-5190 fax. 413-592-7987 email. KAT1993@aol.com

circle #579 in reader service card

read an audio loop and play it back at a designated time.

LET'S GET TRIPPIN'

To create a new track, drag or double-click an audio file from the file list, and the Track View will display an empty event area. Then, to add audio events to the track, use the set of tools located above the Track View. This set, which is also used for editing, includes the Pencil, Paint, Erase, Envelope, Select, and Zoom tools. Erase, Select, and Zoom perform the obvious functions. The Pencil tool allows you to add events to a single track, but it also provides some editing capability. For example, you can use it to change an event's position and length by simply dragging on the event. The Paint tool, on the other hand, doesn't provide any editing functions, but it lets you add events across multiple tracks. Just click and drag anywhere in the Track View and you can paint some interesting random grooves using any or all of the loops you've loaded.

You can navigate a project with the usual horizontal and vertical scroll bars

in the Track View. Zoom In and Out buttons are provided as well. As you navigate, two rulers indicate your position in a project. The ruler at the top of the Track View uses bars and beats as units. This ruler provides a fixed measurement no matter what changes are made to a project, including tempo. On the other hand, the Time Ruler at the bottom of the Track View can be set to display a variety of measurements, including Samples, Time, Seconds, Time & Frames, Absolute Frames, and various SMPTE formats. *ACID* also provides a Snap-To function for greater accuracy when positioning events. Unfortunately, it can only be set to snap to the Beat Ruler marks or to musical note divisions—from whole note to sixty-fourth note. It would be better if you could also snap to any of the Time Ruler formats, especially considering that *ACID* can generate and chase to MIDI Time Code.

For quick navigation, *ACID* provides Markers, which are quite simple to use. Just hit the M key on your keyboard, and a Marker is placed at the current cursor position. You can also give each

ACID

Minimum System Requirements

Pentium 133 or Alpha microprocessor (Pentium II microprocessor recommended for real-time effects previewing); 32 MB RAM; Windows 95/NT 4.0; CD-ROM drive

Marker a name and assign it to a number on your computer keyboard. Hit a key (1 through 0), and the cursor jumps to the associated Marker. An unlimited number of Markers is available, but only ten are assignable to hot keys. Although this is a useful feature, it's also a bit limiting. A better solution would be the addition of a cue list and perhaps a play list as well. Being able to set up different playback sections with names and repetitions would not only boost the program's navigational features, but would provide an easy way to test out different arrangements of a tune. As it is now, you can set up a single loop region within a project, but only for editing purposes when you need to listen repeatedly to a specific section and make event adjustments.

Because of its real-time nature, *ACID* lets you build and edit your tune as you listen. The Playback controls, located at the top of the window, provide the usual Stop, Play, and Pause buttons. A Loop button continuously plays the loop region mentioned earlier. During playback, you can manually adjust the tempo and key of the project using the controls displayed at the bottom of the Track List. You can also have the tempo and key change dynamically during a tune by placing Tempo Change and Key Change Markers along the bottom of the Time Ruler. Whenever *ACID* reaches one of those Markers during playback, it automatically adjusts the tempo and key of the project, and it stretches and transposes its samples to match.

As I tested the program, I gave the tempo- and key-change functions a good workout. Overall, the results ranged from good to excellent. Depending on the material, even large changes often sounded good. Key changes on instrumental samples sounded great when transposed down as much as a fifth. Transposing up as little as a second, though, introduced some slight, echolike anomalies. Vocal

Rich Music
Before you jump...
CALL US LAST!
1-800-795-8493

PRO AUDIO • Keyboards • Effects • Mixers
 Accessories • Software • Microphones • PA

All your favorite brands & product categories!

The only way to buy for less is to own your own music store!

Rich Music • 260 South I-35E • Denton, TX 76205 • Fax: (940) 898-8659
 Store Hours: Mon. - Fri. 10-6:30, Sat. 11-5 <http://www.richmusic.com>

We accept Visa • Mastercard • Discover • American Express

circle #580 on reader service card

MUSICIAN'S FRIEND DECLARES WAR ON HIGH PRICES!

BEST PRICES ON PRO GEAR FROM:

- Akai
- Alesis
- Behringer
- Ensoniq
- Fostex
- JBL
- Mackie
- Marantz
- Neumann
- Roland
- Sennheiser
- Sony
- Tascam
- Yamaha
- and much, much more!

- Money Back Guarantee
- Best Price Guarantee
- Our Easy Payment Plan
- 2-Day Express Delivery

CALL 1-800-776-5173
AND JOIN THE CAUSE!

Arm yourself with a FREE issue of Musician's Friend catalog and join the fight against high-priced music gear. With more than 3,000 top-name guitars, amps, keyboards, stage and studio gear available at the best prices you'll find anywhere, Musician's Friend is your trusted ally in the music gear trenches. Short on funds? No problem. Our exclusive Easy Payment Plan can help you capture the gear you need to make your music happen today.

CALL FOR
YOUR **FREE**
CATALOG TODAY!

OPEN 24 HOURS A DAY, 7 DAYS A WEEK



SHOP ANYTIME ONLINE AT:
www.musiciansfriend.com

YES, SEND IT!

Rush me the next 3 editions of
Musician's Friend **FREE!**



Join hundreds of thousands of satisfied musicians in receiving the #1 music catalog, absolutely free!
CALL 1-800-776-5173, subscribe online at www.musiciansfriend.com, or mail this coupon to:

Musician's Friend, Dept. 38-005 • P.O. Box 4520 • Medford, OR 97501

NAME _____

ADDRESS _____

CITY _____ STATE _____ ZIP _____

MAIN AREA(S) OF INTEREST: GUITAR BASS KEYBOARDS DRUMS STAGE & STUDIO



FIG. 2: To ACID-ify an audio file, an extra chunk of data is added that contains settings specific to ACID. These settings are accessed via the Properties tab at the bottom of the accessory panel.

samples exhibited the usual “munchkin” and “Darth Vader” effects, no matter how little they were transposed up or down. With tempo changes, I attained similar but opposite results. Samples sounded great when boosted by 10, 20, or even 30 bpm. Slowing down some samples (such as those with added effects or ambience) by any more than 5 bpm, however, introduced slight echoing that was especially noticeable on percussive samples.

Dry samples performed much better. They didn't exhibit any echoing until the tempo was reduced by about 12 bpm, and even then, the echo was very slight. As a point of reference, most of the echo effects that I've mentioned were difficult to detect. Furthermore, no matter how much the tempo and key were changed, they never affected each other. And that's just the way it should be.

ACID-IZATION

Though ACID can work with any sample that you throw its way, it's better if that sample has been “ACID-ified” first. This means that an extra chunk of data is added to the file. The data contains settings specific to ACID, and these settings can be examined and edited by clicking on the Properties tab in the accessory panel (see Fig. 2). Settings include the type of sample, its number

of beats, its root note for transposing, and its “stretching properties.” Samples can be either looped or one-shot samples that are loaded into and played back from RAM. The more memory you have, the more loops you can use in your tune. You can also use disk-based samples, which are played back directly from disk and are best suited to long, nonrepetitive audio such as a vocal track.

ACID comes with a wide selection of unprocessed samples, which you can use in your tunes. Sonic Foundry also has a new line of CDs that contain nothing but ACID-ified sample files from third-party developers. I tested a few of the latest releases, and a couple of my favorites are *Street Beats* by poogie bell and *Syntonic Generator* by Sound Werx. (You can check out some of the Sound Werx samples on the ACID disc.) Of course, you can also create your own ACID-ified files by loading an existing sample or by recording a new one.

If you load an existing sample, ACID analyzes the file and makes a guess as to the number of beats, the tempo, and the stretching properties. Most of the time, ACID guesses correctly, and all you need to do is set the type of sample (loop or one-shot) and root note. If you hear audio anomalies, you may need to tweak the stretching properties a little (see Fig. 3). The stretching properties markers are set automatically by ACID throughout the audio file to designate detected subdivisions of beats. The stretching properties function is the key to ACID's great tempo adjustment abilities. You can add, edit, or delete the stretching markers if you think that ACID has detected any transients incorrectly.

If you want to record a new sample, all you have to do is hit ACID's Record button. A dialog box appears, enabling you to enter the name of the new file,

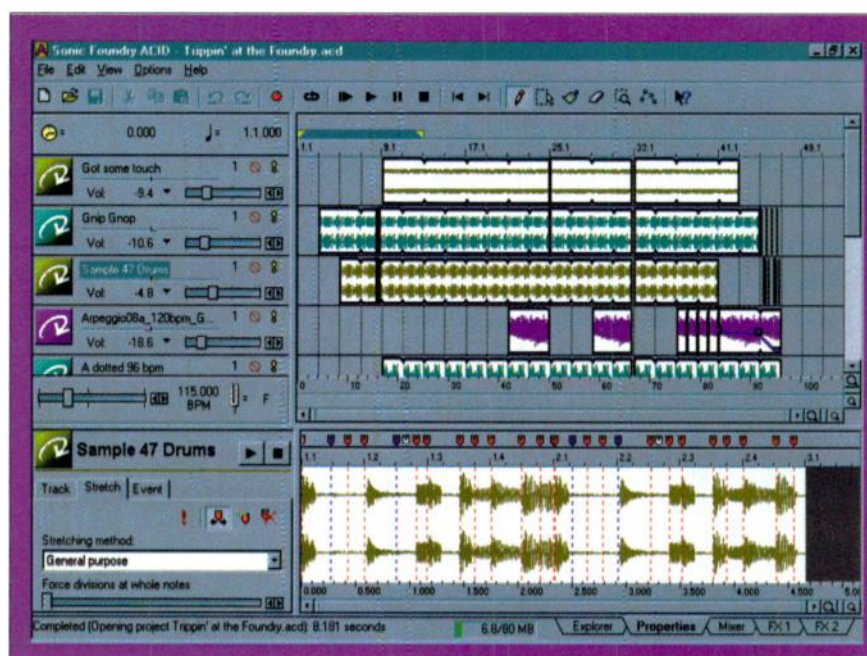


FIG. 3: The stretching properties are the key to ACID's excellent tempo adjustment abilities.

A real pro is pro Reality™

"I'm a big fan of the concept of software, the concept of synthesis, and the concept of **Reality.**"

Rob Arbittier, co-founder of Noisy Neighbors Productions, writes and records music for TV and for movie trailers and has numerous album production credits. Much of this work is done in his state-of-the-art digital home studio. With a busy schedule of music production at multiple levels, Rob counts on the best tools to complete his work. He needs power, reliability, and performance. That's why he chose Reality as a crucial part of his studio.

"I've always been fascinated with the original synthesizers, the modular patchable synthesizers, and the evolution from those giant Moog modular systems to what we have today. The thing that got me excited about Reality was that I knew it was going to be very flexible and that it would model in software the approaches to synthesis that I've always loved in hardware. It's a new approach to the kinds of sound generation that I've used for many years.

"I love the fact that it's so easy to design sounds on the screen. I use it the way I would have used a modular synthesizer 20 years ago. It's a very quick, easy way for me to design a sound from scratch.


"I use Reality as a stand-alone synthesizer because I don't like having my computers multi-task during a session. I like being able to look up at any one screen and see everything that computer is doing during the session. I keep it on the PC that's right next to the Cubase VST™ PC so while the sequencer is playing I can be fiddling with the sounds on the Reality PC. I have Reality installed on a machine that has a high quality digital output. When you hear Reality through a digital out, the richness of the sound it generates is just amazing."

Rob's work can be heard on albums by many artists, including Stevie Wonder, Michael Jackson, Whitney Houston, Ray Charles, Stevie Ray Vaughan, and Diana Ross. He has scored hundreds of television commercials for companies such as Coca Cola®, Anheuser-Busch®, Kodak®, and the four major television networks. Recent film trailers include *Godzilla*, *Les Miserables*, and *One Night Stand*.

For more information about Reality professional synthesizer software and Rob, visit our website at www.seersystems.com or call us toll-free at 888.232.7337.



Reality 1.5 Now Available



Reality turns your Pentium® PC into a flexible synthesizer powerhouse with five types of synthesis: sampling, analog, FM, modal, and numerous physical models, using Microsoft® DirectSound™ for compatibility with the widest range of audio cards possible.

Reality 1.5 Features Include:

SeerMusic™ Authoring: High-quality, lightning-fast interactive audio for the Internet. **SoundFont 2.0**

Support: Import thousands of sounds available in SoundFont format. **Flexible Filtering:** Low-pass, high-pass, notch, and resonator filters with selectable slopes from 2- to 16-pole.

**Seer
MUSIC™**

**Seer
Systems™**

301 South San Antonio Road, Los Altos, CA 94022

circle #582 on reader service card

Stereo Vitalizer Jack Specifications

Stereo I/O	RCA and ¼-inch jacks
Frequency Response	10 Hz–150 kHz
THD and Noise	0.002% @ 1 kHz; 0.02% @ 10 kHz
S/N Ratio	-95 dBu
Dimensions	1U x 6.5" (D)
Weight	3.4 kg

Again, the amount of processing is determined by the Process knob. In addition to determining the ratio between Bass and Mid-Hi Tune processing, the Process knob also controls the damping intensity of dominant mid frequencies that fall below the Mid-Hi Tune shelf frequency. This midrange damping helps compensate for the inherent non-linearity of human hearing (see the sidebar "Jack of All Volumes").

The Brilliance knob controls a coil filter as well as phase relationships of high frequencies and harmonics. Turning the knob to the right emphasizes the perception of high and harmonic frequencies. The process is inactive when the knob is positioned hard left.

The Stereo Expander knob controls the width of the stereo image, widening the subjective soundstage of any stereo source. This circuit employs phase principles, too. Basically, it detects off-center signals, inverts their phase, and then feeds them back to the opposite channel.

PROCESS PARTICULARS

The relationships between the Stereo Vitalizer Jack's knobs allow for practically any combination of the four processes, as well as single-process applications. For example, if you want to use the Stereo Expander by itself, simply turn off the Brilliance and Process controls (assuming, of course, that the bypass switch is set to Active). The Bass process is the only one that can't be used in isolation, because as soon as Process is turned up, the Mid-Hi Tune process is activated, as well. This limitation, however, didn't prove problematic in any of my applications.

It was hard to get used to the way that the Mid-Hi Tune shelving filter works in relation to the signal and to the other processes. Basically, the lower the setting, the brighter the sound becomes, because an increasing number of frequencies are included in the process. At

higher settings, the sound gets darker.

I generally used a Mid-Hi Tune setting somewhere between 1.5 kHz and 3.5 kHz, which helped brighten and articulate both mids and highs. But you can also use the filter to attenuate overly bright-sounding mids by setting a higher shelf frequency, say, 8 kHz or above. The only problem then is that vocals (and other midrange instruments) get darkened and lose some presence. That's where the Brilliance circuit comes into play. It recovers certain frequencies lost in the mid-damping process and lets you bring them back into the mix, thereby restoring brightness and presence to the vocals.

GET BACK, JACK

As the name implies, the Stereo Vitalizer Jack is designed for processing stereo signals, and this is what it does best. (The manufacturer recommends connecting the Stereo Vitalizer Jack via insert cables patched into your console's main or subgroup inserts.) However, I also got good results using it to process single (mono) sources during both tracking and mixdown.

For example, I used the Brilliance control alone to add an airy presence while recording vocals with my AKG C414. Also, on mono voice-overs I recorded for a client's Web site, I used the Mid-Hi Tune and Brilliance circuits to sweeten the voice track during mixdown. Curiously, the Stereo Expander circuit also enhanced the track. I attributed the enhancement partly to gain added by the Stereo Expander circuit, but there seemed to be something else going on, as well. Just be sure, when using the Stereo Expander in mono, that the other insert cable isn't patched into a channel with a different instrument on it, because the circuit will return that instrument (phase inverted) to your mono track.

JACK OF ALL VOLUMES

As demonstrated by the Fletcher-Munson "curves of equal loudness," the human ear is better attuned to midrange frequencies than to lows and highs, particularly at low listening levels. That is, the lower the volume of a signal, the more difficult it becomes to hear low- and high-frequency content. Conversely, as the signal becomes louder, we are better able to hear the lows and highs.

The curves depicted in **Figure A** indicate the sound pressure levels (SPLs) required for different frequencies to sound equally loud to most people with normal hearing. Each curve is identified by the SPL at 1 kHz (also known as the *phon* of the curve).

Essentially, the Vitalizer's amplitude-controlled phase shift-

ing helps "linearize" the Fletcher-Munson curves. The result is a better balance between the frequency ranges at different monitoring levels. This improves the clarity, strength, and fullness of the audio signal, making it easier to hear all parts of the music—no matter where the playback volume is set.

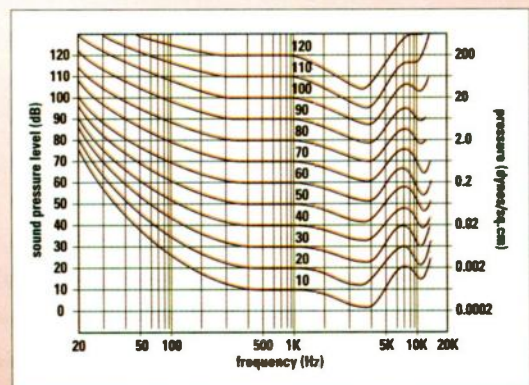



FIG. A: The Fletcher-Munson curves show optimum SPLs for the average person to hear all frequency ranges equally.

The Roland Ready Strat.[®]

Finally.



When two legends get together, only one thing can happen. A new one is born. Announcing the arrival of the Roland Ready Strat. With its built-in Roland GK-2A pickup system, you can drive GK-2A compatible products and access their unrivaled collection of sounds right from the guitar's on-board controls. Play it as a straight Stratocaster[®] or combine and conquer. The Roland Ready Strat. Stop messing around.

Sold at authorized Fender Musical Instrument dealers only.

www.rolandus.com

www.fender.com

© 1998 Roland Corporation. All rights reserved.

Fender and Stratocaster are registered trademarks of Fender Musical Instruments Corp.

circle #586 on reader service card

worldradiohistory

 Roland[®]



ALL IN THE FAMILY

The SPL Vitalizer line includes three other studio models: the Stereo Vitalizer MK2 (\$699), the Stereo Vitalizer MK2-T (\$899), and the Tube Vitalizer (\$3,299). Shown is the Stereo Vitalizer MK2-T, which is the same as the MK2 but includes a tube-output stage and a special LC Filter (said to provide extra warmth, punch, and presence). All three models provide more control than the Stereo Vitalizer Jack by inclusion of an input-level control (Drive) with clip LED, a compressor section for the bass, and a tunable

High EQ control with dedicated Intensity knob. The Tube Vitalizer goes even further by providing a tube-line preamp, a compressor for the highs, switchable LC Filters, dual VU meters, and dual output-attenuator knobs.

I had a chance to compare the

MK2-T to the Stereo Vitalizer Jack and, not surprisingly, found that it did all the same things (and more), only better. The extra knobs allowed for more extensive and precise spectral sculpting and the overall sound was sweeter, tighter, and more focused.



In a 2-month period, I used the Stereo Vitalizer Jack on practically every mix that came out of my studio, always with impressive results. (After hearing what the unit could do, my repeat clients *insisted* on Vitalizer processing from there on out.) Among stereo enhancers, this is the closest

thing to a "magic box" I've come across, at least in the below-\$1,000 category. Properly set, the Stereo Vitalizer Jack was able to improve every mix I threw at it—in ways that I could not achieve by any other means I know of. Everything sounded richer, fuller, and more detailed, yet with no added arti-

facts and only a bit of hiss. Highs were more sparkling without sounding brittle, mids were dramatically clarified, and bass, depending on the setting, sounded warmer and fuller or more punchy and defined. The amount and type of bass control afforded by the Stereo Vitalizer Jack is very impressive.

Perhaps most dramatic, though, is the Stereo Expander. This circuit can greatly expand the soundstage, making the spread of instruments blossom magically and appear almost 3-dimensional. Consequently, by creating a bigger "space," it allows for increased discernibility of individual instruments, including any effects applied to the instruments. After applying the Stereo Expander, I often found myself turning down the effects returns to compensate for the increased clarity—a move that could help reduce the amount of noise being added to a mix.

The Stereo Vitalizer Jack is also very useful for stereo sources other than complete mixes. For example, I used it to process stereo-miked instruments (this worked great on drum overheads) and subgrouped vocal harmonies. You could also use it to enhance samplers and synths—an application that would work well live, too. I also used the Stereo Vitalizer Jack to "remaster" a favorite old cassette tape that was on the brink of collapse. Impressively, I was able to make a second-generation tape that sounded as good as or better than the original (better bass and overall clarity, but, naturally, with additional hiss).

I suspect the Stereo Vitalizer Jack would prove a formidable weapon in

PROJECT STUDIO EXPERTS



WORLDWIDE DELIVERY

The Largest Selection Of The Best Products In The Business



- ▶ DIGITAL & ANALOG MULTITRACKS & CONSOLES ▶
- ▶ EFFECTS, MONITORS, MICS & PRE-AMPS ▶
- ▶ KEYBOARDS, GUITARS & ELECTRONIC PERCUSSION ▶

CALL NOW

800-264-6614

OUTSIDE U.S. - 860-442-9600

FAX: 860-442-0463



CARUSO MUSIC

94 State Street • New London, CT 06320 USA • E-mail: sales@caruso.net • <http://www.caruso.net>

circle #587 on reader service card



FIG. 1: If you can't figure out the rear panel of the Stereo Vitalizer Jack, perhaps your future is not in audio.

any DJ's arsenal, considering that it can readily enhance the sound of CDs or vinyl. I didn't get a chance to audition the unit in a live sound-reinforcement application, but I bet it would kick butt there, as well.

DON'T JACK ME AROUND

When an audio tool performs this well, one can't help but get suspicious. Was it possible, I wondered, that I was being hoodwinked by psychoacoustic sleight of hand?

One thing I worried about, of course, was how well the mixes would translate to other systems. So I ran off several processed mixes onto cassette tape and played them in various boom boxes, car cassette players, and friends' stereo systems. Happily, the mixes sounded fine no matter where I played them.

My other big concern was mono com-

patibility. After all, you never know when a mix might end up on AM radio or played through a ceiling speaker at the dentist's office. After carefully comparing mixes processed by the Stereo Vitalizer Jack (using both individual and multiple processes) to a "dry" mix (i.e., an identical mix but without Vitalizer processing), I discovered that the Stereo Expander was the only process that consistently led to a noticeably different tonal content when the mix was collapsed to mono.

I found that a mix processed with the Stereo Expander, when played back in mono, suffered a reduction of midrange content and clarity. For example, the very clear, forward mids discernible on an acoustic guitar in the stereo mix seemed to shrink or step back a bit when the mix was switched to mono. The enhanced sense of depth was diminished, too.

Interestingly, though, when I compared the Vitalizer mono mix to the dry mono mix, the Vitalizer mix still sounded better. From this, I deduced that the losses incurred from collapsing a "Stereo-Expanded" mix to mono were losses *only* in relation to the "Stereo-Expander" mix played in stereo. In other words (and somewhat obviously), the Stereo Expander process creates an effect that largely disappears in mono, yet its disappearance doesn't detract from the original signal content. But it appears that Vitalizer mixes are otherwise mono-compatible.

ENOUGH'S ENOUGH

One problem inherent to enhancers in general, and psychoacoustics in particular, is how quickly the ear acclimates to the altered sound. After twenty minutes or so of sustained listening to a processed mix, even extreme settings can start to sound "normal." Although the Stereo Vitalizer Jack is less dangerous in this regard

than some other stereo processors I've used, moderation is still advised. The key is to make frequent use of the active/bypass switch (to A/B the processed and original signals) and to take regular breaks from mixing so you can come back to a session with fresh ears before finalizing a processed mix.

After using the Stereo Vitalizer Jack on numerous mixes, I concluded that the various processes tend to sound best at medium settings. Indeed, it would appear that SPL designed the unit to achieve a kind of one-size-fits-all sound when the knobs are all set at around twelve o'clock (excepting the Bass knob, of course, which is flat at that setting). Sometimes I used a little more or less of one process or another, depending on the mix; but in general, 50 percent gets you there. How's that for ease of operation?

JACKPOT

Here's one reviewer who is sold on psychoacoustics—at least the type being peddled by Sound Performance Laboratory. The Stereo Vitalizer Jack has made a really tangible, musical difference in my final mixes. Highs have more sparkle, mids are more intelligible, and bass is fatter and warmer sounding. Also, the stereo field is magically expanded, leaving more "space" in which to hear the increased clarity and detail of the music. At this point, it would be hard to go back to mixing without a Vitalizer around.

For the money, I don't know of a better spectrum-enhancing, home-mastering processor on the market. The Stereo Vitalizer Jack not only sounds great, it's also a cinch to operate. Of course, there's always the risk of overkill with psychoacoustic processors. But used judiciously, the Stereo Vitalizer Jack will confer sonic delights on your mixes without sizzling them to a crisp. ☺

SOUND PERFORMANCE LAB
Stereo Vitalizer Jack psychoacoustic equalizer
\$399

FEATURES ■■■■
EASE OF USE ■■■■■■
AUDIO QUALITY ■■■■
VALUE ■■■■■■
1 2 3 4 5

PROS: Quick, easy, and musical spectral-enhancement and home-mastering tool. Improves clarity, detail, and depth. Exceptional bass control and stereo-field enhancement. Very affordable.

CONS: No input control or metering. Subtle psychoacoustic process is easy to overdo. Adds modicum of noise to mix. Not completely mono-compatible.

CIRCLE #442 ON READER SERVICE CARD

ADVERTISER INDEX

ADVERTISER	READER SERVICE #	PAGE
Aardvark	546	99
Adaptec	557	117
ADK	584	155
AKG	508	17
Alesis (QCard)	510	23
Alesis (QS6.1)	540	91
Alternate Mode	579	149
American Educational Music Publications	600	177
Apogee Electronics	524	57
Audio-Technica	527	63
B & H Photo-Video	611	186-189
BASF	531	75
Bellari	541	92
Boston Acoustics	593	170
Cakewalk Music Software (Pro Audio)	518	43
Cakewalk Music Software (Metro 4)	522	51
Cakewalk Music Software (In Concert)	592	169
Caruso Music	587	160
Computers & Music	605	183
Conservatory of Recording Arts & Sciences	590	167
Creamware	552	109
DAT Store	572	181
dbx Professional Products	517	40-41
Demovision	614	182
Desktop Music Production Guide	•	179
Digidesign	511	25
DigiTech	505	10-11
Disc Makers	559	120
Discovery Firm	564	127
Ebtech	609	185
Edirol	548	101
Emagic (Logic Audio)	528	67
Emagic (Unitar 8)	534	83
E-mu Systems (Proteus 2000)	515	35
E-mu Systems (APS)	536	85
Ensoniq (ASR-X Pro)	504	9
Ensoniq (Fizmo)	561	123
Event Electronics	613	203
Fender	586	159
Fostex	•	77
Frontier Design Group	556	115
Full Compass	585	157
Gadget Labs	551	107
Genelec	533	82
Generalmusic	539	89
Grandma's Music & Sound	594	170
Guitar Center	560	121
Guitar Center's Rhythm City	589	167
Hermes Music	583	154
HHB Communications (CDR800)	571	137
HHB Communications (Circle 5)	597	175
Ilio Entertainments	535	84
Innovative Quality Software	574	141
JBL Professional	614	105
Jensen Pro Audio	523	53
Keyfax	569	133
Korg (D8)	503	4-5
Korg (N1/N1R)	521	49
Korg (1212 I/O)	553	110
Korg (Trinity V3)	588	165
Kurzweil Music Systems	555	113
Leigh's Computers	598	176
Lexicon (MPX 1)	507	15
Lexicon (MPX G2)	558	119
Line 6	520	47

ADVERTISER	READER SERVICE #	PAGE
Lucid Technology	537	86
Mackie (SR24*4)	502	2-3
Mackie (HR824)	530	71
Mark of the Unicorn	501	204
MIDIMAN	566	129
Mix Books	604	184
Mixman Technologies	544	95
Musician's Friend	581	151
Musitek	578	147
Opcode	526	61
PG Music	568	131
QCA	615	180
QSC Audio Products	509	20-21
Quantegy	538	87
Rich Music	580	150
Roland (VS-880EX)	512	27, 29
Roland (Fender)	586	159
Sam Ash Professional	567	130
Seer Systems	582	153
Sibelius Software	550	103
Sonic Foundry	542	93
Sonorus	570	135
Sony	•	65
Sound Chaser	591	168
Sound Quest	576	144
SoundTrek	563	126
Speir Music	608	185
Spirit	532	81
Steinberg North America	506	13
Sweetwater Sound	519, 612	45, 200-201
Syntrillium Software	516	37
TASCAM	529	69
Taxi	554	111
TC Electronic	562	125
That Corp.	595	171
Turtle Beach	514	33
Thoroughbred Music	565	128
Utrecht School of the Arts	573	139
Voyetra	543	94
Waves	547	100
West L.A. Music	603	181
Whirlwind	575	143
World Replication Group	596, 599	173, 176
Yamaha (MSP5)	513	31
Yamaha (01V)	525	59
Yamaha (EX Series)	545	97
Yamaha (SW1000XG)	577	145
Zefiro Acoustics	549	102

RATE THE ARTICLES IN THIS ISSUE!

November 1998

We want to know what you think of the articles in *Electronic Musician*! Now you can use your reader service card to give us feedback about EM's editorial coverage. We have assigned a rating number to each of the main articles in this issue. Please select a rating for each article and circle the appropriate number on your reader service card:

Please select ONE rating number per article	Very Helpful	Somewhat Helpful	Not Helpful	Didn't Read
A "Art or Theft? Sampling Opinions on Copyright," p. 38	701	702	703	704
B Cover Story: "Sequencing Secrets," p. 54	705	706	707	708
C "Mixing for the Small Screen," p. 78	709	710	711	712
D "Recording Musician: Gearing up for Critical Vocals," p. 88	713	714	715	716
E "Square One: Going by the Book," p. 96	717	718	719	720
F "Working Musician: Packaging to Please," p. 104	721	722	723	724

FREE Information for Electronic Musician Readers!

Electronic Musician

1 Circle the reader service numbers on the card that correspond to each advertisement or article listed in the index on the opposite page.

2 Print your name and address on the card and answer ALL questions below.

3 Drop in the mail. **FREE POSTAGE!**

Electronic Musician

6400 HOLLIS ST. #12, EMERYVILLE, CA 94608
ISSUE: NOVEMBER 1998. CARD EXPIRES: MARCH 1, 1999

NAME _____
ADDRESS _____
CITY _____ STATE _____ ZIP _____
PHONE # _____ FAX# _____ E-MAIL _____

- 1** ARE YOU CURRENTLY A SUBSCRIBER TO ELECTRONIC MUSICIAN?
D1. Yes
D2. No
- 2** DO YOU PERFORM LIVE?
D3. Yes
D4. No
- 3** WHICH OF THE FOLLOWING BEST DESCRIBES YOUR RECORDING STUDIO?
D5. Personal (non-commercial)
D6. Project (commercial)
D7. Professional
D8. Other (church, institutional, etc.)
D9. Record in someone else's studio (personal, project, professional)
D10. Have not recorded yet

- 4** PLEASE CHECK THE ONE BEST DESCRIPTION OF YOUR MUSIC INVOLVEMENT:
11. Full-time professional musician
12. Part-time professional musician
13. Non-professional musician
14. Student
15. Other _____
- 5** WHEN PURCHASING NEW GEAR, IN WHAT FORM WOULD YOU PREFER TO RECEIVE YOUR OWNER'S MANUAL? (Please check ONE answer only)
16. Printed booklet
17. Floppy disk
18. CD
19. PDF file via the internet

RATE THE ARTICLES! ➔

EDITORIAL INFORMATION							
401	409	417	425	433	441	449	457
402	410	418	426	434	442	450	458
403	411	419	427	435	443	451	459
404	412	420	428	436	444	452	460
405	413	421	429	437	445	453	461
406	414	422	430	438	446	454	462
407	415	423	431	439	447	455	463
408	416	424	432	440	448	456	464
ADVERTISER INFORMATION							
501	523	545	567	589	611	633	655
502	524	546	568	590	612	634	656
503	525	547	569	591	613	635	657
504	526	548	570	592	614	636	658
505	527	549	571	593	615	637	659
506	528	550	572	594	616	638	660
507	529	551	573	595	617	639	661
508	530	552	574	596	618	640	662
509	531	553	575	597	619	641	663
510	532	554	576	598	620	642	664
511	533	555	577	599	621	643	665
512	534	556	578	600	622	644	666
513	535	557	579	601	623	645	667
514	536	558	580	602	624	646	668
515	537	559	581	603	625	647	669
516	538	560	582	604	626	648	670
517	539	561	583	605	627	649	671
518	540	562	584	606	628	650	672
519	541	563	585	607	629	651	673
520	542	564	586	608	630	652	674
521	543	565	587	609	631	653	675
522	544	566	588	610	632	654	676
RATE THE ARTICLES IN THIS ISSUE! SEE FACING PAGE FOR DETAILS.							
701	704	707	710	713	716	719	722
702	705	708	711	714	717	720	723
703	706	709	712	715	718	721	724

Electronic Musician

6400 HOLLIS ST. #12, EMERYVILLE, CA 94608
ISSUE: NOVEMBER 1998. CARD EXPIRES: MARCH 1, 1999

NAME _____
ADDRESS _____
CITY _____ STATE _____ ZIP _____
PHONE # _____ FAX# _____ E-MAIL _____

- 1** ARE YOU CURRENTLY A SUBSCRIBER TO ELECTRONIC MUSICIAN?
D1. Yes
D2. No
- 2** DO YOU PERFORM LIVE?
D3. Yes
D4. No
- 3** WHICH OF THE FOLLOWING BEST DESCRIBES YOUR RECORDING STUDIO?
D5. Personal (non-commercial)
D6. Project (commercial)
D7. Professional
D8. Other (church, institutional, etc.)
D9. Record in someone else's studio (personal, project, professional)
D10. Have not recorded yet

- 4** PLEASE CHECK THE ONE BEST DESCRIPTION OF YOUR MUSIC INVOLVEMENT:
11. Full-time professional musician
12. Part-time professional musician
13. Non-professional musician
14. Student
15. Other _____
- 5** WHEN PURCHASING NEW GEAR, IN WHAT FORM WOULD YOU PREFER TO RECEIVE YOUR OWNER'S MANUAL? (Please check ONE answer only)
16. Printed booklet
17. Floppy disk
18. CD
19. PDF file via the internet

RATE THE ARTICLES! ➔

EDITORIAL INFORMATION							
401	409	417	425	433	441	449	457
402	410	418	426	434	442	450	458
403	411	419	427	435	443	451	459
404	412	420	428	436	444	452	460
405	413	421	429	437	445	453	461
406	414	422	430	438	446	454	462
407	415	423	431	439	447	455	463
408	416	424	432	440	448	456	464
ADVERTISER INFORMATION							
501	523	545	567	589	611	633	655
502	524	546	568	590	612	634	656
503	525	547	569	591	613	635	657
504	526	548	570	592	614	636	658
505	527	549	571	593	615	637	659
506	528	550	572	594	616	638	660
507	529	551	573	595	617	639	661
508	530	552	574	596	618	640	662
509	531	553	575	597	619	641	663
510	532	554	576	598	620	642	664
511	533	555	577	599	621	643	665
512	534	556	578	600	622	644	666
513	535	557	579	601	623	645	667
514	536	558	580	602	624	646	668
515	537	559	581	603	625	647	669
516	538	560	582	604	626	648	670
517	539	561	583	605	627	649	671
518	540	562	584	606	628	650	672
519	541	563	585	607	629	651	673
520	542	564	586	608	630	652	674
521	543	565	587	609	631	653	675
522	544	566	588	610	632	654	676
RATE THE ARTICLES IN THIS ISSUE! SEE FACING PAGE FOR DETAILS.							
701	704	707	710	713	716	719	722
702	705	708	711	714	717	720	723
703	706	709	712	715	718	721	724

IMPORTANT NOTICE TO READERS: Reader service inquiries are mailed directly to the advertiser, who is solely responsible for sending product information. *Electronic Musician* cannot guarantee response from all advertisers.

FREE Information!

FOR READERS OF **Electronic Musician**



NO POSTAGE
NECESSARY
IF MAILED
IN THE
UNITED STATES


BUSINESS REPLY MAIL

FIRST-CLASS MAIL PERMIT NO 432 PITTSFIELD MA

POSTAGE WILL BE PAID BY ADDRESSEE

Electronic Musician

PO BOX 5323
PITTSFIELD MA 01203-9992



NO POSTAGE
NECESSARY
IF MAILED
IN THE
UNITED STATES

BUSINESS REPLY MAIL

FIRST-CLASS MAIL PERMIT NO 432 PITTSFIELD MA

POSTAGE WILL BE PAID BY ADDRESSEE

Electronic Musician

PO BOX 5323
PITTSFIELD MA 01203-9992



World Radio History

Fill out and
send the
attached card
for FREE
information on
products
advertised in
**Electronic
Musician!**
See other side
for details.



C O N T A C T S H E E T

A GUIDE TO THE COMPANIES AND ORGANIZATIONS MENTIONED IN THIS ISSUE OF ELECTRONIC MUSICIAN

Master Class: Sequencing Secrets

pp. 54-76

Cakewalk tel. (888) 225-3925; fax (617) 441-7887; e-mail sales@cakewalk.com; Web www.cakewalk.com

Emagic tel. (530) 477-1051; fax (530) 477-1052; e-mail info@emagic.de; Web www.emagic.de

Mark of the Unicorn tel. (617) 576-2760; fax (617) 576-3609; e-mail sales@motu.com; Web www.motu.com

Opcode tel. (800) 557-2633; fax (650) 856-0777; e-mail info@opcode.com; Web www.opcode.com

Steinberg tel. (818) 993-4161; fax (818) 701-7452; e-mail info@steinberg-na.com; Web www.us.steinberg.net

Recording Musician: Gearing Up for Critical Vocals

pp. 88-94

Applied Research and Technology (A.R.T.) tel. (716) 436-2720; fax (716) 436-3942; e-mail artroch@aol.com; Web www.artroch.com

dbx Professional tel. (801) 568-7660; fax (801) 566-7005; e-mail customer@dbxpro.com; Web www.dbxpro.com

Joemeek/Peninsula Marketing, Inc. (PMI) (distributor) tel. (310) 373-9129; fax (310) 373-4714; e-mail themeekman@joemeek.com; Web www.joemeek.com

Working Musician: Packaging to Please

pp. 104-111

Affex tel. (888) 992-3339 or (714) 434-1242; fax (714) 434-1242; e-mail affex@pacbell.net; Web www.affex.com

MediaFORM tel. (800) 220-1215 or (610) 458-9200; fax (610) 458-9554; e-mail info@mediaform.com; Web www.mediaform.com

Neato LLC USA tel. (800) 984-9800 or (203) 466-5170; fax (203) 466-5178; Web www.neato.com or www.mediaface.com

Stomp, Inc. tel. (888) 522-3523 or (949) 250-6771; fax (949) 250-6775; e-mail info@labelcd.com; Web www.labelcd.com

Reviews

pp. 112-185

Applied Research and Technology (A.R.T.) tel. (716) 436-2720; fax (716) 436-3942; e-mail artroch@aol.com; Web www.artroch.com

Audio Ease/Mac Sourcery (distributor) tel. (800) 622-7723 or (760) 747-5995; fax (760) 747-5994; e-mail info@macsourcery.com; Web www.macsourcery.com or www.audioease.com

Audio-Technica U.S., Inc. tel. (330) 686-2600; fax (330) 686-0719; e-mail pro@atus.com; Web www.audio-technica.com

Big Fish Audio tel. (800) 717-FISH or (818) 768-6115; fax (818) 768-4117; e-mail info@bigfish.com; Web www.bigfishaudio.com

CableTek Electronics (Radial Engineering) tel. (604) 942-1001; fax (604) 942-1010; e-mail cabletek@sprynet.com; Web www.radialeng.com

Clockwork Music tel. (303) 666-0688; e-mail clockwork@compuserve.com; Web ourworld.compuserve.com/homepages/clockworkmusic

E-mu Systems tel. (408) 438-1921; fax (408) 438-8612; e-mail info@emu.com; Web www.emu.com

Lexicon, Inc. tel. (781) 280-0300; fax (781) 280-0490; e-mail info@lexicon.com; Web www.lexicon.com

Masterbits USA tel. (888) 678-2487 or (612) 975-9428; fax (612) 975-9429; e-mail mbitsusa@aol.com; Web www.masterbits.de

Panasonic/Ramsa tel. (800) 777-1146; Web www.panasonic.com/proaudio

Sonic Foundry, Inc. tel. (800) 577-6642 or (608) 256-3133; fax (608) 256-7300; e-mail sales@sonicfoundry.com; Web www.sonicfoundry.com

Sound Performance Lab/beyerdynamic, Inc. (distributor) tel. (516) 293-3200; fax (516) 293-3288; e-mail beyerusa@cris.com; Web www.spl-electronics.com

Voyetra Technologies, Inc. tel. (800) 233-9377; fax (914) 966-1102; e-mail info@voyetra.com; Web www.voyetra.com

VOYETRA TECHNOLOGIES

DIGITAL ORCHESTRATOR PRO 3.01
(WIN)

*Affordable, easy-to-use audio
and MIDI sequencing.*

By Zack Price

Desktop musicians always seem to be on the prowl for that elusive software package that offers plenty of powerful features without costing an arm and a leg. You usually get what you pay for, but some programs deliver a lot for a modest sum.

Voyetra's *Digital Orchestrator Plus* (reviewed in the December 1996 issue of **EM**) was a surprisingly good digital audio sequencer for about half the price of its high-end competitors. Now, Voyetra has released its heir apparent, *Digital Orchestrator Pro*. This latest incarnation continues Voyetra's commitment to providing quality digital audio sequencing in an easy-to-use, cost-effective package.

SET UP AND ENTER

Installing *Digital Orchestrator Pro* is a snap. Just insert the CD-ROM, run the setup program, and type in the product ID number when asked. (The CD-ROM

also contains demo files, MIDI rhythm files, and WAV files that you can import into the program.) Installation is fast and nearly automatic.

After you install the program, set up the MIDI interface and digital audio device that you intend to use with *Digital Orchestrator Pro*. To assist you in that endeavor, Voyetra provides a little utility called *SoundCheck* (see Fig. 1). With this applica-

tion, you can test whether your MIDI interface, sound card, and CD-ROM drive are working properly.

SoundCheck works fine with most standard multimedia cards; however, like many utilities of its type, it doesn't always work as well with more specialized devices. For example, *SoundCheck* stated that my Frontier Designs WaveCenter card wasn't working properly when, in fact, it worked fine with *Digital Orchestrator Pro*. On the other hand, *SoundCheck* did a good job of recognizing my Creative Labs Sound Blaster AWE 64 Gold card. Unless you're the overly cautious type, I wouldn't worry much about the utility, because if your sound card worked before installing *Digital Orchestrator Pro*, I can't imagine it not working with the program.

To set up for audio, access Digital Audio Options and select the audio devices that you want to use. *Digital Orchestrator Pro* lets you choose up to

twelve stereo audio output "ports" and one stereo input port for a theoretical total of 24 physical channels of audio output and 2 physical channels of audio in. (The actual number you can use depends on your sound card, of course.) Despite the program's limitation of 2-channel input, *Digital Orchestrator Pro* is quite capable of dealing with multichannel cards, such as the Event Darla, SEK'D ARC 44, and Gadget Labs Wave/4. These cards use drivers that group their multiple outputs as stereo pairs, which appear to digital audio programs as separate stereo devices. This can be quite handy when using *Digital Orchestrator Pro*, as we will see later. More often than not, though, the typical *Digital Orchestrator Pro* user will have only a stereo audio card, which provides two audio channels in and two out.

MIDI MY WAY

After setting up your audio card, you'll want to select your MIDI devices. The program supports 256 MIDI channels, divided among sixteen MIDI ports. That's probably more than necessary for the average user, but it's nice to have that many MIDI ports in case they're needed.

There are numerous options for configuring MIDI usage. For example, those users with parallel-port MIDI interfaces will want to use the Close Drivers While Printing option if they print out musical notation from *Digital Orchestrator Pro*. Another handy option is Keep Drivers Open While Inactive. Ordinarily, *Digital Orchestrator Pro* deactivates the MIDI In and Thru portion of the drivers if you switch to another program while *Digital Orchestrator Pro* is open. This option allows you to keep the drivers open even when you switch. However, this may cause potential conflicts and system instability if the two programs try to access the same MIDI ports at once, especially when using MIDI interfaces whose drivers are non-multitasking.

Once you've selected your MIDI devices, you can assign your instrument patch lists to the appropriate MIDI channels and ports. Just select Patch Map Setup from the Options menu, and select the desired MIDI port and the appropriate instrument list for that port. Unfortunately, the Patch List feature has a couple of genuine weaknesses. First, *Digital Orchestrator Pro* lists the

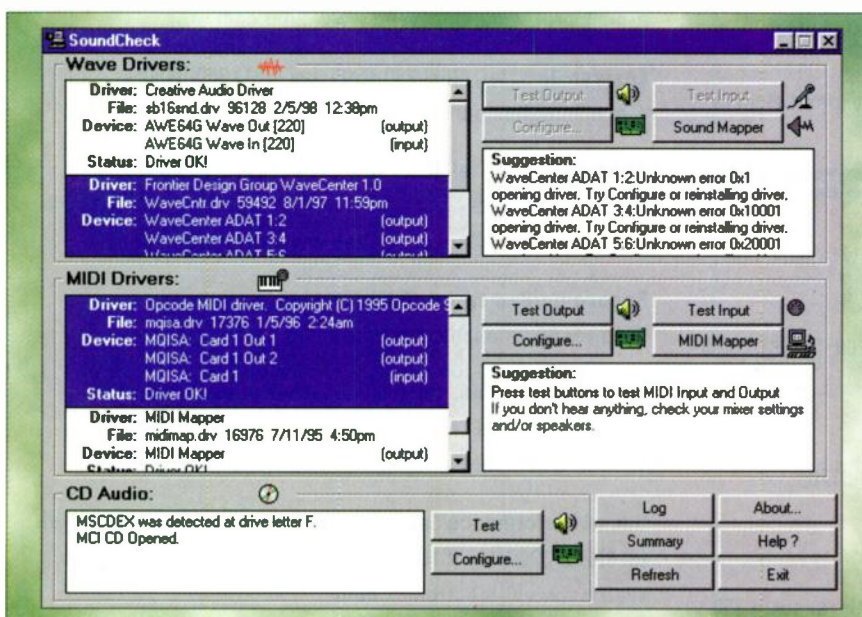


FIG. 1: The *SoundCheck* utility tests whether the MIDI and audio devices in your system are working properly.

TRINITY V3

The world's most dazzling workstation and the wildly acclaimed Z1 synth have just joined forces. The new V3 gives you Trinity's P6M and Z1's sound modeling architectures in one keyboard. Plus, new combinations and an additional 64 programs. The Z1 board is also available as an option for current Trinity owners.

new

Now you can get the FlashROM and SCSI options, plus a CD-ROM of the industry's best drum loops (a \$900 value) for only \$500!

See your Korg dealer or www.korg.com for details. Offer good while supplies last.



KORG
Super sonic.

© 1998 Korg USA, 316 South Service Road, Melville, NY 11747. For the Korg dealer nearest you: (800) 335-0600. For more information: www.korg.com; (516) 393-6300 ext. #3581.

circle #588 on reader service card

main sounds of the Roland GS and Yamaha XG sound sets but doesn't list all of their variations. Although it's easy to add patches with a text editor, many users will probably be using GM, GS, and XG devices, so it's only reasonable to expect that the complete patch lists (with variations) should be included as part of the package. There's no point in making people do more setup work than is absolutely necessary.

Of course, even if these were included, *Digital Orchestrator Pro* would still be unable to automatically call up the variations. Currently, *Digital Orchestrator Pro* lets you access program variations by inserting the proper values in the Bank Most Significant Bit and Bank Least Significant Bit columns in the Main screen. Although entering these values does switch the sound, it doesn't change the name in the Patch column. That means, for instance, that calling up variation 64 in an XG device will still display the basic name of "Syn-Bass1" instead of the variation name of "Oscar." Listing patch names instead of numbers makes the selection process more convenient, so why not make it truly convenient by ensuring that all patches and variations are directly accessible from the Patch List Selector?

Aside from instrument and module patches, *Digital Orchestrator Pro* also supports the loading and listing of SoundBanks and SoundFonts, which are sample banks found on Turtle Beach cards and Creative Labs Sound Blaster cards, respectively. (Several other systems also support SoundFonts, such as the new E-mu APS card and Seer Systems' *Reality* software synth.)

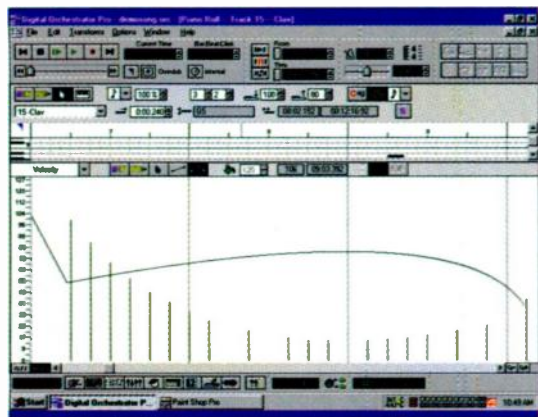


FIG. 3: *Digital Orchestrator Pro* now includes graphic editing of controller and Velocity values. The Curve tool is shown graphically shaping the Velocity values of the notes in this section.

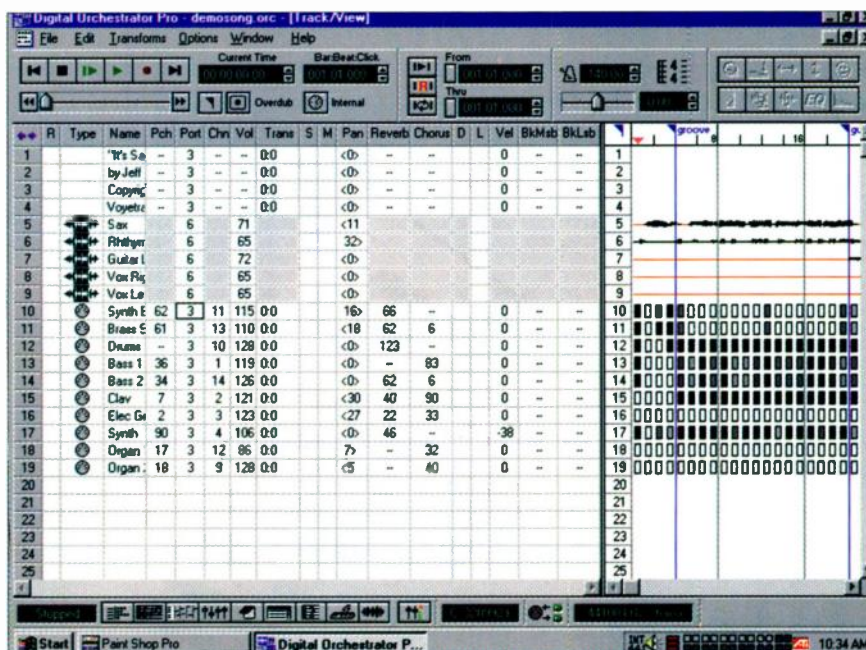


FIG. 2: The program's main screen has been redesigned to improve program navigation and to display information in a more concise manner.

My only complaint is that SoundBanks and SoundFonts are not located in the same menu. SoundBanks for the Turtle Beach cards (which, incidentally, are made by Voyetra) can easily be found under the File menu. SoundFont banks, on the other hand, are located in the Options menu. It seems to me that it would be more intuitive to have both types of patch banks in the same menu.

MORE THAN A PRETTY FACE

Digital Orchestrator Pro retains many of the MIDI and digital audio features of *Digital Orchestrator Plus*. Rather than re-cite them here, I suggest that you refer to the review in the December 1996 issue of *EM*. You may also want to check out the "Fab Five" digital audio sequencer face-off that appeared in the March 1997 issue of *EM*. For now, I'll focus mainly on the new features along with a few other features that deserve special mention.

Digital Orchestrator Pro sports a new main screen (see Fig. 2) that makes program navigation faster and easier. The most visible aspect is the Track/View window itself, which, as before, is split between the Track view on the left and the Measures pane

on the right. You can now see an expanded Track view by clicking on the arrows at the corner of the Track grid. Furthermore, you can expand the Measure pane so that it fills the whole window area, which is handy when you want to do large-scale cut-and-paste editing.

In addition, the other program windows (Piano Roll, Mixer, Notation, etc.) can be opened with Quick View buttons located in the Status bar at the bottom of the screen. And some of the digital audio and MIDI editing functions can now be selected from Transform buttons in the upper right corner of the window. The top row of buttons is activated whenever MIDI data is selected for editing; the second row becomes active when digital audio data is highlighted. However, your monitor must be set to at least 800 x 600 resolution to see these buttons. If set to a lower resolution, you'll have to access those functions from the Transforms menu. Also, if you do set your monitor to a higher resolution, be sure not to use the Large Fonts option. *Digital Orchestrator Pro* will not work with large fonts; in fact, the program won't even open.

Digital Orchestrator Pro includes features that were either lacking or not fully implemented in *Digital Orchestrator Plus*. These include an Overdub/Replace/Punch-In recording selector, Marker flags in the Measure view, and

an improved Transport control. Additionally, *Digital Orchestrator Pro* now supports step-time recording, which is available from within the Piano Roll editing window. The Piano Roll window also includes a Snap-To-Grid function that can be set to a variety of quantization values. This same Snap-To-Grid option appears in the Digital Audio editing window, and it's helpful for moving audio data into the precise spot where needed.

The Piano Roll window now allows the user to see and graphically edit different types of controller and Velocity messages. These message values appear as vertical lines or as solid blocks that extend to the next event. You can change individual values by selecting the desired event with the pointer; moving the pointer up increases the value; moving the pointer down decreases it. With the Pencil tool, you can enter precise individual values or freely generate multiple values that change over a period of time.

The Line tool is used to make linear changes in values, and the Curve tool



**A new main screen
makes program
navigation faster
and easier.**

can shape data in other ways. With the Curve tool, you create a Bezier curve by first selecting the start and end points of a line. Mouse clicks set the curve's length and location. You then drag the pointer up, down, forward, or backward to set the shape of the curve itself. Click the mouse again, and the program changes the values in that section to match the shape of the curve (see Fig. 3).

Finally, it's possible to adjust the fill rate of any controller data you insert by using the Pencil, Line, or Curve tools. This helps keep down the number of unnecessary event changes when adding or editing data.

DIGITAL AUDIO DITHERS

As mentioned earlier, *Digital Orchestrator Pro* supports multiple digital audio outputs. Users with multiple-output

America's Largest Volume Dealer is Now a Part of
America's Largest Musical Instrument Chain

Guitar Center's RHYTHM CITY

- MORE BUYING POWER!
- MORE GEAR!
- MORE SAVINGS!

- All Major Brands • New and Used
- All Major Credit Cards Accepted
- Easy Terms-Financing Available
- Professional Sales Staff • Speedy Shipping



**NOBODY BEATS
OUR PRICES!**

(404) 320-SALE
1485 Northeast Expressway
Atlanta, GA 30329
www.musician.com

circle #589 on reader service card

circle #590 on reader service card



LEARN AUDIO RECORDING AT THE CONSERVATORY LIKE NOWHERE ELSE.

Avid | Authorized
Education Center

- Multi-Studio Facility
- Hands-on Training
- Affordable Tuition
- Internships
- Small Classes
- 22 Week Master Recording Program
- Financial Aid to Qualified Students
- Our Graduates are in Demand

Call Today!
1-800-562-6383



2300 East Broadway Rd.
Tempe, AZ 85282

The Conservatory is the only recording school in the *entire country* that's authorized by Avid to teach ProTools recording, editing, and mixing functions. If you're serious about starting a career in the music industry, the Conservatory is the place to make it happen.



©C&A 1997

The Hunt Is Over

...for Music Software,
Hardware, & Everything
You Need to Make Your
Computer Musical!

SEK'D • PG MUSIC • STEINBERG • ANTEK
CAKEWALK • OP CODE • ADB • MUSITEK
MOTU • FATAR • CODA • CREAMWARE
DIGITAL AUDIO LABS • PASSPORT

Hard Disk Recording 🐾 Notation Programs

Midi Software 🐾 Interfaces/Soundcards

ZERIRO • EVENTARS NOVA • EMAGIC
MIDIMAN • TURTLE BEACH • YAMAHA
DIGIDESIGN • SONIC FOUNDRY • BIAS
SONORUS • AVM • WAVES & MORE

THE CATALOG

40 pages packed with a jaw-dropping selection of software and hardware for your home or project studio. Filled with product descriptions, comparison charts and, believe it or not, prices. Yours free for the asking!



THE WEBSITE

You'll want to bookmark this one—we keep our website updated weekly with the most current prices and selection. Stop by and check out our specials, read complete product descriptions and specs, download demos of programs you're interested in, and even make your purchase online.

THE PEOPLE

Without a guide, choosing the right additions to your studio can be a frustrating and time-consuming experience. Give us a call for friendly, expert advice from musicians who use this technology in their own studios.

Because when you're tracking down the right gear—it's a jungle out there!

SOUND CHASER
MUSIC SOFTWARE

800-549-4371

www.soundchaser.com

tech support 707 826-2993

FAX 707 826-2994

1175 G St., Suite C • Arcata, CA 95521

DIGITAL ORCHESTRATOR PRO

sound cards can route their digital audio tracks anywhere they choose to take advantage of outboard effects gear. In fact, it's almost mandatory to have this type of setup with *Digital Orchestrator Pro*, given its limited number of built-in effects.

This is not to say that *Digital Orchestrator Pro* is lacking in basic digital audio editing tools. For instance, you can scale, normalize, fade in/out, reverse, and remove the DC offset from digital audio. *Digital Orchestrator Pro* also retains the Compressor/Limiter/Gate and Digital Delay functions found in *Digital Orchestrator Plus*. Furthermore, Voyetra has added Pitch Shifting, Time Compression/Expansion, and Graphic Equalizing tools to the list. The quality of these effects is adequate.

Unfortunately, *Digital Orchestrator Pro* still lacks a true reverb processor. That can be a problem for users with stereo sound cards who want to apply reverb to some tracks but not to others. If you have a multiple-output card, however, it is possible to route selected audio tracks to an outboard reverb unit, then control your tracks through an outboard mixer.

Digital Orchestrator Pro also lacks a few tools that may not be mandatory but are certainly helpful to desktop musicians. First, it has no tool for extracting tempo from digital audio. Though the manual recommends that you start your sessions working with the MIDI sequence first, there are times when you'll start a session working with audio. You can use *Digital Orchestrator Pro*'s Tap Tempo feature to get a rough idea of the tempo you're working with, but it's not as elegant as extracting the tempo directly from the audio itself.

Second, *Digital Orchestrator Pro* could use a noise-reduction tool. Recording audio in a computer environment does not always produce the most pristine results. It would be nice if the program had noise-reduction capabilities so that tracks could be made as clean as possible.

Next, I wish *Digital Orchestrator Pro* could record single stereo tracks. As with *Digital Orchestrator Plus*, the program records only mono tracks. Con-



FIG. 4: *Digital Orchestrator Pro*'s Audio System Mixer uses a sound card's multimedia mixer for controlling input/output settings and for monitoring audio record and playback levels.

sidering that some styles of music rely on using stereo samples and loops that are played as digital audio tracks, Voyetra should seriously consider offering the user this option.

Finally, Voyetra should find a better way to monitor the recording and playback levels of audio tracks in *Digital Orchestrator Pro*. Currently, the program creates a Mixer window based on your sound card's existing multimedia mixer (see Fig. 4). That may be fine if you have a multimedia card with a mixer applet, but specialty cards don't often have multimedia mixer applets, so you may not be able to monitor levels from within the program.

THE PRO FROM DOVER

Despite my complaints, I really like *Digital Orchestrator Pro*. The MIDI tools, for example, are among its best features,

VOYETRA TECHNOLOGIES

Digital Orchestrator Pro 3.01.05

digital audio sequencer

\$199.95

FEATURES ■■■■

EASE OF USE ■■■■

DOCUMENTATION ■■■■■

VALUE ■■■■

1 2 3 4 5

PROS: Easy to use. Excellent MIDI capabilities. Good documentation. Supports multichannel sound cards.

CONS: Audio editing features a bit too basic. Only records mono tracks. No built-in reverb. No noise-reduction tool. No support for third-party plug-ins.

CIRCLE #443 ON READER SERVICE CARD

Key Bored?



Play In Concert!



Now available at music and software retailers worldwide.

For more information:
Visit www.cakewalk.com or call 1-888-CAKEWALK

If you miss the excitement of playing keyboards with other musicians, try Cakewalk® **In Concert™**—the software that turns your solo act into a full-band performance!

In Concert is a virtual backup band that follows your lead, instantly matching your tempo, dynamics, and place in a song. It makes practice realistic, live performances complete, and recreational playing fun.

So if you want your solo act to be more exciting, start playing **In Concert** today!

- Includes 40 song files with sheet music
- Works with standard MIDI files
- Great for rock, jazz, classical, or any style of music
- Mac & Windows 95

 **cakewalk**

All trademarks are held by their respective owners.

circle #592 on reader service card

Computer speakers or Personal Desktop Audio™? You be the judge.

Visit www.bostondirect.com

Ordinary computer speakers just can't compare to Personal Desktop Audio from Boston Acoustics. These compact, powered speaker systems are engineered to create a personal sound envelope so real it enhances the listening enjoyment of anything, including PC software, music CD's, CD ROM's, video games and DVD's.

Order now. Factory Direct. Money-Back Guarantee On Product And Shipping.



1-877-333-4001

Visit our Web store and enter to win great prizes.

www.bostondirect.com

BostonAcoustics
Personal Desktop Audio™

circle #593 on reader service card

circle #594 on reader service card

we're not the experts... you are.



grandma's
MUSIC & SOUND

albuquerque, new mexico

<http://www.grandmas.com>

1-800-444-5252

DIGITAL
ORCHESTRATOR PRO

Digital Orchestrator Pro 3.01.05
Minimum System Requirements
80486 DX2 66 MHz PC (Pentium 90 recommended); 8 MB RAM (16 MB recommended); Windows 3.1/95/98/NT; full-duplex sound card.

and though it has only a small set of audio processors, it's easy to get around most of the program's audio limitations, as long as you have a multichannel sound card and a couple of outboard effects units. *Digital Orchestrator Pro* is also well integrated, so moving from screen to screen is straightforward. The difficulty with reviewing this program is that it occupies the middle ground between basic and high-end digital-audio sequencers. Because it does so much, there's a tendency to dwell on the things that it can't do, while ignoring the many things that it does quite capably.

Judging the program by its cost/benefit ratio, however, is more of an issue than with the previous version. At \$149.95, *Digital Orchestrator Plus* was a bargain. At \$199.95, *Digital Orchestrator Pro* is inching into the territory occupied by some mid-level audio sequencers with features that it can't match. Many other programs, even those with a limited number of audio tracks, provide DirectX plug-in capability for real-time effects processing. *Digital Orchestrator Pro* is especially handy for users with less-powerful computers that may not be able to access numerous effects in real time; eventually, however, the program will have to match its competition.

Is *Digital Orchestrator Pro* worth checking out? Definitely, if for no other reason than because it's so easy to use, and that seems to be its strongest selling point. The 354-page User's Guide is clearly written, nicely designed, and well indexed (although it lacks tutorials), making this package an appealing choice for less-experienced users.

Despite its "pro" designation, *Digital Orchestrator Pro* is not particularly well suited for a truly professional environment. However, when it comes to general usage, *Digital Orchestrator Pro* is a fine integrated audio/MIDI sequencer available for a modest price.

Zack Price doesn't have to do anything he doesn't want to do.

SONIC BLUE

Introducing the THAT 2002 Modular VCA Upgrade for SSL Consoles



Clarity
Transparency
Accuracy

For over 10 years the engineers at THAT Corporation have been improving the sound of the world-famous 202 VCA. Each new 202 model has advanced the state of the art in sonic quality and performance...Well, the state of the art just took a big leap forward!

INTRODUCING THE BEST SOUNDING VCA ON THE PLANET - THE THAT 2002

With the lowest noise, lowest distortion and widest dynamic range of any 202-series VCA ever made, the THAT 2002 is not just about better technology or better specs - it's about better sound.

AVAILABLE AS AN UPGRADE FOR ALL 202 MODULAR VCA'S

Regain that industry leading audio performance with the THAT 2002. Available as pin-for-pin upgrades for every 202 ever made. You and your clients will hear the improvement!

"THAT Corporation has outdone themselves with their new VCA module! With lower distortion and increased transparency, it is A&M's new standard for both the Recording and Mastering facilities."

Bob Borbonus, Asst. Studio Manager
A&M Recording and Mastering Studios

Give us a call or visit our web site for all the details.

THAT Corporation

MAKING GOOD SOUND BETTER™

THAT Corporation, founded by senior engineers from dbx, designs and manufactures high performance integrated circuits and products for the professional audio industry.

734 Forest Street, Marlborough, MA 01752 USA • Tel: 508-229-2500 • Fax: 508-229-2590 • www.thatcorp.com

The THAT 2002 is available to owners and operators of consoles from SSL, Neve, Sony, MCI, and Harrison.

circle #595 on reader service card

World Radio History

A . R . T .

TUBE PAC AND TUBE EQ

*Quality tube processing
on a budget.*

By Rob Shrock

Following up on the success of the Tube MP, A.R.T. has added two new models to its line of affordable, tube-based processors. Taking up only a half rack-space each, the Tube PAC (Preamp And Compressor) and Tube EQ are single-channel, hybrid solid-state/tube processors. The units can be used separately or together; together, they provide extensive control of the signal path from source to tape, complete with variable tube warmth and semi-parametric equalization.

TUBE PAC

Like many other hybrid mic preamps on the market, the Tube PAC employs a 2-stage preamp design. The input gain section of the unit is solid-state, and the tube section is isolated to allow controlled overdriving of the tube. The unit is typically very quiet and clean except, of course, at extreme settings.

In addition to a rotary Gain pot that provides 40 dB of input gain, the Tube PAC also has a +20 dB Gain button. With the button engaged, the Tube PAC can provide 60 dB of gain at the XLR input (57 dB for the 1/4-inch input). But if you don't need that much gain, it's better to leave the +20 dB button disengaged (0 dB), which will result in



FIG. 2: Featuring two shelving and two sweepable bands of tube-based equalization, the Tube EQ is a great companion to the Tube PAC.

improved headroom and a lower perceived noise floor. Fortunately, the 40 dB of gain provided by the rotary pot is sufficient for many applications.

A dedicated Output knob provides an additional 10 dB of gain or 20 dB of cut after the tube stage and compressor. The relationship of the Gain control, +20 dB button, and Output control makes it possible to get varying amounts of tube saturation out of the Tube PAC, while still regulating the level going to tape or to the next device in your signal path. (You can also invert the phase of the output signal with the Phase button, located next to the Output control.)

Metering of the preamp is very basic, yet surprisingly informative and easy to use (see Fig. 1). Four LEDs indicate the input level hitting the tubes: a green LED labeled Cln (for Clean), two yellow LEDs labeled Warm, and a red LED labeled Clip that lights when the signal is 6 dB below audible clipping. Of course, audible clipping with a tube device is subjective, but the meters do act as a useful guide for setting input levels.

According to the user's manual, steadily lit Warm LEDs indicate the

unit's optimal operating range; however, it's also OK to regularly light up the Clip LED, as this is where much of the more noticeable and desirable soft-clipping of the 12AX7a tube occurs. Finding the just-right relationship between input and output settings can be tricky—beyond a certain point of pleasing saturation, things get ugly fast—but after using the Tube PAC a few times, you'll get the hang of it.

One note of caution: the Phantom Power switch is located directly beside the +20 dB Gain button. On one occasion, while attempting to push the Gain button, I inadvertently switched off the phantom power to one of my condenser microphones. This caused an audible pop through the monitors, and although no damage was done, it's something I don't want to do again. However, this could prove a big problem, especially if you have a device connected to the Tube PAC that does *not* want to see phantom power (e.g., a ribbon mic). Although the buttons are clearly labeled on the silk-screened front panel, the Tube PAC is only a half-rack unit, and the buttons and script are relatively small as compared with standard 1U rack devices. It would have made more sense to me, had the rotary Gain pot been positioned between the Phantom Power and +20 dB Gain buttons.

SOUND OFF

I recorded with the Tube PAC directly into an original Alesis ADAT and was pleased with the results. For one demo, a single vocalist sang both a doubled lead and six additional background parts. To help create tonal distinctions




FIG. 1: The new Tube PAC from A.R.T. crams a tube preamp and a tube compressor into an ergonomic, half-rackspace unit.

Get Your Full Color Buyer's Guide Now!

Call 1-800-463-9493

Free **24** hours a day



Your wholesale connection for CD's, cassettes mastering, graphics and packaging.

500 Complete CD Packages
 Full Color 2 Page Insert
 Includes Graphic Design and Film
 only **\$1295.00**
 No Hidden Extras!

300 Cassettes
 Full Color J Cards
 Includes Graphic Design and Film
FREE BARCODES
 only **\$597.00**

* all quantities subject to 10% over/ or under run

WORLD 908 Niagara Falls Blvd. North Tonawanda, N.Y. 14120-2060
 1-800-463-9493

REPLICATION GROUP In Canada: WORLD REPLICATION GROUP 1712 Baseline Road W. Bowmanville Ontario L1C 3Z3 (905) 433-0250

circle #596 on reader service card
 worldradiohistory

Tube PAC Specifications

Input Connectors	(1) XLR, (1) ¼" TS
Output Connectors	(1) XLR, (1) ¼" TS
Maximum Gain	70 dB (XLR to XLR), 67 dB (¼" to ¼")
Maximum Input Level	+15 dBu (XLR), +21 dBu (¼")
Maximum Output Level	+27 dBu (XLR), +22 dBu (¼")
Dynamic Range	>90 dB (unweighted)
Equivalent Input Noise	-129 dBu (XLR to XLR, A weighted)
THD	<0.1% (typical)
Phantom Power	+48V DC (switchable)
Tube Type	12AX7a (2)
Compression Ratio	2.3:1 (comp); 6:1 (lim)
Attack Time	6.5 ms (fixed)
Release Time	200 ms (Fast), 70 ms-1 sec (Auto)
Dimensions	1.65" (H) x 8.5" (W) x 5.25" (D)
Weight	6 lbs.

between the background and lead parts, I employed different microphones and different settings on the Tube PAC.

I used a Neumann KM 86 condenser mic for the two lead tracks. To avoid much coloration on the voice, I kept the Tube PAC's input gain fairly low, staying in the green for the most part, and only occasionally hitting the second yellow LED. A slight boost on the output achieved the desired level to tape, and we were off and running.

For the backup parts, I switched to a Shure SM57 dynamic mic and hit the tube stage harder. The red LED lit up quite a bit for these tracks, and the overall tone was a bit thicker and less focused. In the end, though, the cumulative weight of the six tube-saturated tracks somewhat overpowered the lead vocals. (If I were doing it again, I would probably reverse the process, thickening the leads with more tube saturation and keeping the backup parts cleaner and thinner.)

The Tube PAC also sounded very good as a DI for bass guitar. I'm not particularly fond of DI-bass sounds to begin with, so I was impressed when the Tube PAC made a low-pressed Ibanez sound fuller and seemingly more expensive. It won't replace an SWR bass cabinet, but the Tube PAC will impart some character and coloration to a bass signal before it goes to tape.

SQUEEZED IN

The Tube PAC's compressor directly follows the tube preamp stage and can be switched in or out of the signal path

with a Bypass button. Though not full featured, the compressor is useful and intuitive. Four LEDs display gain reduction introduced by the compressor. The resolution of the meters is rough: 0 dB, -3 dB, -6 dB, and -12 dB.

A Threshold knob sets the point at which the compression kicks in on the input signal, and it is fully interactive with the Gain knob. That is, the threshold must be set according to how hard you hit the preamp's tube stage. Adjust the threshold until the yellow 0 dB LED lights achieve unity gain into the compressor, and from there you can adjust for the desired amount of compression.

A Slope button toggles between compression and limiting. When set for compression, the ratio is fixed at 2.3:1, a mild amount of compression useful for many types of signals (including vocals). In the limiting mode, the ratio is fixed at 6:1. Although that's not technically a limiting ratio (10:1 is commonly regarded as the onset of limiting), it is suitable for a variety of sounds. Given only two choices of ratios, A.R.T. chose well.

The Tube PAC compressor does not offer an adjustable attack rate, but there is a switch for toggling between Auto and Fast release times. Auto seemed to work for most signals, while the Fast setting proved better suited to quick, percussive sounds. Compression is a subjective area, but overall I was not as knocked out by the compressor as I was by the preamp. Still, it's a useful feature, especially when used in moderation.

TUBE EQ

If you're in need of a single-channel EQ with a bit of tube character, the Tube EQ is a good choice (see Fig. 2). Utilizing the same 12AX7a tube as the Tube PAC, the Tube EQ provides high and low shelving EQ and two sweepable mid-range bands. Not only is it a great companion to the Tube PAC, but a pair of Tube EQs would be a terrific choice for processing a stereo line output (e.g., from a keyboard) going to tape.

A Gain control provides 15 dB of boost and more than 25 dB of cut. Greatly appreciated is an Output control, which ensures that you get not only the tone you're looking for, but the proper level, too. A clip LED lights up just before any stage of the Tube EQ distorts—including the input, each band of EQ, and the output. A Bypass button and output control allow you to compare signals while maintaining unity gain. The Tube EQ is designed to function more as an equalizer than as a tube-coloration device (that is more the mandate of the Tube PAC); however, the tube stage does add a subtle tube character to the sound.

All four bands provide ± 12 dB of gain, although gain markings are provided only on the shelving bands. The low shelving band is switchable between 40 Hz and 120 Hz, and the high shelving band is switchable between 6 kHz

A.R.T.
Tube PAC tube preamp and compressor
\$249

FEATURES ■■■■

EASE OF USE ■■■■

AUDIO QUALITY ■■■■

VALUE ■■■■■
1 2 3 4 5

PROS: Clean, quiet preamp section. Tube stage provides a range of tonal coloration. Compressor works well with many types of signals. Output control allows for optimal settings of overdrive.

CONS: Phantom power switch located next to Gain button. Coarse metering of gain reduction from compressor. Compressor has minimal control settings.

CIRCLE #444 ON READER SERVICE CARD

ACCURATE MONITORING IS NOW A RIGHT, NOT A PRIVILEGE.

Accurate monitoring used to be expensive. Not any more. Available in both active and passive versions, the new HHB Circle 5 incorporates a number of unique breakthroughs in loudspeaker technology to create a compact, high performance studio monitor that's ideal for use in a wide range of professional applications. An investment of \$250,000 in research and development has produced



a loudspeaker of exceptional clarity, with a sound that doesn't fatigue the listener, even after a long session. So if you're looking for a great sounding studio monitor, listen to the Circle 5 at your nearest HHB dealer and prepare to be impressed. Then ask

the price and prepare to be amazed.



- Varied cone thickness minimises low frequency distortion
- Low Q filters deliver an untiring sound during long listening sessions
- Detailed and accurate on and off axis sound
- 120W LF / 70W HF integral amplifier pack (active version)
- Delivers 'large monitor' performance from a compact loudspeaker
- Individually tested and matched ferro-fluid cooled soft dome tweeters
- Magnetically shielded for use near computer and video monitors
- Solid State Polyswitch[®] tweeter overload protection

HHB Communications USA LLC - 626 Santa Monica Boulevard, Suite 110, Santa Monica, CA 90401, USA
Tel: 310 319 1111 - Fax: 310 319 1311 - E-Mail: sales@hhbusa.com

HHB Communications Canada Ltd - 260 King Street East, Toronto, Ontario M5A 4L5, Canada
Tel: 416 867 9000 - Fax: 416 867 1080 - E-Mail: sales@hhbcanada.com

HHB Communications Ltd - 73-75 Scrubs Lane, London NW10 6QU, UK
Tel: 0181 962 5000 - Fax: 0181 962 5050 - E-Mail: sales@hhb.co.uk



British sound at its best

<http://www.hhb.co.uk>





Midi Mail Order Software

129 W. Eagle Rd.
Havertown, Pa. 19083
(USA) 800-321-6434 (CAN)
(610-789-9897) FAX- 610-789-9895
Email : sales@leighs.com
On Line Secure Shopping via WEB
Web Page: http://www.leighs.com



We stock : Cakewalk, Cubase, Sound Forge, Midi Scan, DSPFX, Voyetra, Midi Time Piece AV, SEKD, Performer, LAYLA, Midi Man, Event Elec. - ADB, Samplitude, Fast Edit, Finale, Band in a Box, ADB-Audiomedia Jammer, Turtle Beach, Emu, Frontier- Dozens more!!!

SHOP ONLINE !!!
www.leighs.com C A K E W A L K



CD Rom Recorders and software to master are our specialty!

We sell hard disk recording CARDS.

Digital Audio Card D+

DIGITAL ONLY CARD (SPDIF)

WAVE LAB

ADB PERFECT SOUND

Samplitude

Call for free Midi Multimedia catalog!



We ship worldwide !!
FAX : 610-789-9895

circle #598 on reader service card

circle #599 on reader service card

MUSICIANS, STUDIOS, INDEPENDENT LABELS

YOU CAN'T
BEAT OUR SOUND
OR LOOK!! OR...

NO GIMMICKS
NO HIDDEN EXTRAS
NO BULL



Complete Package Includes

- Full color design CD insert with color photo or design on front & tray card
- Black and white type inside CD insert / CD-R Reference
- Proofs and CD-R sent by prepaid overnight courier
- Glassmastering and state-of-the-art CD replication
- 2 color CD label design and printing
- CD's fully assembled and packaged in jewel box with shrinkwrap

500 CD'S only

... OUR PRICE \$1475.00
Color Front and Tray Card

FREE CATALOG Includes design

WORLD RECORDS REPLICATION GROUP

1-800-463-9493

908 Niagara Falls Blvd. North Tonawanda, NY 14120-2060

TUBE PAC AND TUBE EQ

Tube EQ Specifications

Input Connectors	(1) XLR, (1) 1/4" TS
Output Connectors	(1) XLR, (1) 1/4" TS
Max Input Level	+20 dBu
Max Output Level	+27 dBu (XLR), +22 dBu (1/4")
Dynamic Range	>90 dB (unweighted)
THD	<0.1%
Tube Type	12AX7a
Gain/Band	±12 dB
Low (shelving)	40 Hz/120 Hz (selectable)
Low-Mid (sweepable)	20 Hz-200 Hz/200 Hz-2 kHz (selectable)
High-Mid (sweepable)	200 Hz-2 kHz/2 kHz-20 Hz (selectable)
High (shelving)	6 kHz/18 kHz (selectable)
Dimensions	1.65" (H) x 8.5" (W) x 5.25" (D)
Weight	5 lbs.

and 18 kHz. (Interestingly, the photograph on the cover of the Tube EQ manual shows different frequencies for the Low and High shelving points.)

The Lo-Mid and Hi-Mid controls are dual-concentric pots, with the outer control setting the frequency and the inner control setting the gain. The bandwidth (Q) is fixed for both mid-range bands, but the sweepable mids are partially overlapping. The Low-Mid can be switched to cover either 20 Hz to 200 Hz, or 200 Hz to 2 kHz. The High-Mid repeats the 200 Hz to 2 kHz range but can also be switched to cover 2 kHz to 20 kHz.

The Tube EQ is easy to operate—if you know how to use a parametric equalizer, you're in business. If you don't, A.R.T. provides some helpful advice in the manual, along with a nice little chart illustrating generic frequency ranges of a few instruments.

I liked the Tube EQ. It can be a little noisy when overused, but, fortunately, a little goes a long way with the Tube EQ. If you have a boxy-sounding microphone or preamp, this unit can breathe some life into the signal path. I also liked the character and sparkle it added to tired-sounding presets on mono keyboard tracks. (Unfortunately, I had only one unit to test and therefore wasn't able to try it on stereo material.)

COME TOGETHER

Both the Tube PAC and Tube EQ sound great and perform their designated jobs well. Both units have XLR and 1/4-inch inputs and outputs, making them flexible for use in a variety of

recording and performance situations. Also, they are ruggedly designed and very affordable.

I would compare the Tube PAC and Tube EQ to units costing four times as much money, because they deliver audio quality at that level. In addition, the two units can be combined into a sharp-looking package that occupies only a single rack-space.

Producer-composer Rob Shrock recently worked with Dionne Warwick on her upcoming album. He was previously in the studio with Burt Bacharach and Elvis Costello. He is also Bacharach's musical director and keyboardist.

A.R.T.

Tube EQ tube equalizer

\$199

FEATURES ■■■■

EASE OF USE ■■■■

AUDIO QUALITY ■■■■

VALUE ■■■■

1 2 3 4 5

PROS: Four bands of EQ with overlapping, sweepable mids. Tube stage adds subtle warmth. Output control provides proper level setting.

CONS: No bandwidth control for midrange bands. Can be noisy when overused.

CIRCLE #445 ON READER SERVICE CARD

PROVEN
 at 2 leading universities!
 research info included with **FREE** Lesson!

They **LAUGHED** when I said they could have **Perfect Pitch**

...until I showed them the secret!

► The **TRUE STORY** by David L. Burge



I **all** started in ninth grade as a sort of teenage rivalry...

I'd slave at the piano for five hours daily. Linda practiced far less. But somehow she always had an edge that made her the star performer of our school. It was frustrating. *What does she have that I don't?* I'd wonder.

Linda's best friend, Sheryl, sensed my competition. One day she bragged on and on about Linda, adding more fuel to my fire. "You could *never* be as good as Linda," she taunted me. "Linda's got Perfect Pitch."

"What's Perfect Pitch?" I asked. Sheryl gloated over a few of Linda's uncanny abilities: how she could name any tone or chord—*just by ear*; how she could sing any pitch she wanted—*from mere memory*; how she could play songs—after only *listening* to them on the radio!

My heart sank. *Her fantastic EAR is the key to her success* I thought. How could I ever hope to compete with her?

But later I doubted Sheryl's story. How could anyone possibly know **F#** or **Bb** just by listening? An ear like that would give one a *mastery of the entire musical language!*

It bothered me. Did she *really* have Perfect Pitch? I got up the nerve, approached Linda, and asked her point-blank if it was true.

"Yes," she nodded to me aloofly.

But Perfect Pitch was too good to believe. I rudely pressed, "Can I test you sometime?" "OK," she replied cheerfully.

Now I'd make her eat her words...

My plan was ingeniously simple: I picked a moment when Linda least suspected. Then I boldly challenged her to name tones *by ear*.

I made sure she had not been playing any music. I made her stand so she could not see the piano keyboard. I made certain that other classmates could not help her. I set everything up perfectly so I could expose her Perfect Pitch claims as a ridiculous joke.

Nervously, I plotted my testing strategy. Linda appeared serene. Then, with silent apprehension, I selected a tone to play: (She'll never guess **F#**!)

I had barely touched the key. "F#," she said. I was astonished. I played another tone. She didn't even stop to think. *Instantly* she announced the correct pitch. Frantically I played more tones, skipping here and there all over the keyboard. But somehow she knew the pitch each time. She was *SO amazing*. She knew tones like colors!

"Sing an **Eb**," I demanded, determined to mess her up. She sang a tone. I checked her on the keyboard. She was right on! Now I was starting to boil. I called out more tones for her to sing, trying hard to make them increasingly difficult. Still she sang each note perfectly on pitch.

I was totally boggled. "How in the world do you do it?" I blurted.

"I don't know," she sighed. And to my dismay, that was all I could get out of her!

The dazzle of Perfect Pitch bit me like a ton of bricks. My head was dizzy with disbelief. Yet from that moment on, I knew *Perfect Pitch is real*.

I couldn't figure it out...

"How does she *DO* it?" I kept asking myself. On the other hand, why can't *everyone* recognize tones by ear? It dawned on me that most musicians can't tell a simple C from a **C#**, or the key of *A major* from *F major*! I thought about that. A musician who cannot tell tones by ear?! That's like a painter who can't recognize the rainbow of colors on his palette! It seemed odd and contradictory.

I found myself more mystified than ever. Humiliated and puzzled. I went home to work on this problem. At age 14, this was a hard nut to crack.

You can be sure I tried it myself. I would sweet-talk my three brothers and two sisters into playing tones for me, which I would try to identify by ear. It became just a guessing game; my attempts were dismal failures.

I tried playing the tones *over and over* in order to memorize them. I tried to feel the "highness" or "lowness" of each pitch. I tried day after day to learn and absorb those elusive tones. But nothing worked. After weeks of struggle, I still couldn't do it. Sure, Linda had an extraordinary gift—the ultimate ear for music, the master key to many talents. I wished I had an ear like that. But it was out of my reach. So I finally gave up.

Then it happened...

It was like a miracle. A twist of fate. Like finding the lost Holy Grail. Once I had stopped *straining* my ear. I started to listen *NATURALLY*. Then the incredible secret to Perfect Pitch jumped right into my lap.

I began to notice faint "colors" within the tones. Not *visual* colors, but colors of *pitch*, colors of *sound*. They had always been there. But this was the first time I had ever "let go"—and *listened*—to discover these subtle differences within the musical tones.

Soon—to my own disbelief!—*I too could recognize the tones by ear!* It was simple. I could hear how **F#** sounds one way, while **Bb** has a *different sound*—a sort of like "hearing" red and blue. The realization struck me: **THIS IS PERFECT PITCH!** This is how Bach, Beethoven, and Mozart could envision their masterpieces—and know tones, chords and keys all by ear—*by tuning in to these subtle "pitch colors" within the tones.*

It was almost childish—I felt sure that *anyone* could unlock their own Perfect Pitch

with this simple secret of "color hearing."

Bursting with excitement, I went and told my best friend, Ann (a flutist), that she too could have Perfect Pitch. She *laughed* at me. "You have to be *born* with Perfect Pitch," she asserted. "You can't develop it."

"You don't understand what Perfect Pitch is or how it works," I countered. "I couldn't recognize a single note before. Now it's *easy*."

I showed her how to listen. Timidly, she confessed that she too could hear the pitch colors. With this jump start, it wasn't long before Ann had also acquired Perfect Pitch.

At school we became instant celebrities. Classmates would test our ears, endlessly fascinated with our "supernatural" powers. Yet to us, our hearing was nothing "super"—just natural.

Way back then, I never dreamed I would later cause a stir among college music professors. But when I got a little older, I eventually started to explain my discovery to the academic world.

They *laughed* at me. Many told me: "You must be *born* with Perfect Pitch; you can't develop it." I would listen politely. Then I'd reveal the simple secret—*so they could hear it for themselves*. You'd be surprised how fast they would change their tune!

As I continued with my own college studies, my "perfect ear" allowed me to progress far faster than I ever thought possible. I even *skipped over* two required courses. Perfect Pitch made *everything* easier—performing, composing, arranging, sight-reading, transposing, improvising—and it skyrocketed my enjoyment of music as well. I learned that music is definitely a **HEARING** art.

And as for Linda?

Oh, yes—I'll backtrack. Time found me at the end of my senior year of high school. I was almost 18. In these three and a half years with Perfect Pitch, my piano teacher insisted I had made ten years of progress. But still I wasn't satisfied. I needed one thing: *to beat Linda*. Now was my *final* chance.

Our local university sponsored a music festival each spring, complete with judges and awards. To my horror, they scheduled me as the last person to play—the *grand finale* of the entire event.

Linda gave her usual sterling performance. I knew she would be tough to match, let alone surpass. My turn came, and I went for it. Slinking to the stage, I sat down and played my heart out.

Guess what? I scored an A+ in the most advanced performance category. Linda only got an A. *Sweet victory was music to my ears—mine at last!*

Now it's YOUR turn!

For 17 years now, thousands around the world have proved that my Perfect Pitch method works, including research at two leading universities. Now I'd like to show YOU how to experience *your own* Perfect Pitch! You only need a few basic instructions. I've put everything I know into my **Perfect Pitch® SuperCourse**.

It's fun—and it's *guaranteed* to work for YOU—regardless of your instrument, your playing style, or current ability level.

Try it for yourself: Order your own **Perfect Pitch® SuperCourse**—**AT \$25 OFF!**—and play the first two cassettes. I promise you will *immediately* hear the Perfect Pitch colors that I'll start you on, or return the Course for a full refund. You've got my word on it. Or you can check out your progress with no risk. You'll find a *dramatic improvement* in both your pitch and your playing in only 40 days, or return the Course and I will personally ensure you get your refund—*no questions asked*.

Think of the possibilities that Perfect Pitch can open for YOU and your music. Imagine how it can improve *your* playing, *your* singing—*your* creativity and confidence.

And picture your friends' faces as YOU name tones and chords with laser-like precision! Please—don't you laugh, too! At least not until you see how simple it is to discover **YOUR VERY OWN** Perfect Pitch!

SAVE \$25!

Call our 24-hour Order Line:
(515) 472-3100

Fax (515) 472-2700, www.eartraining.com



The Perfect Pitch® SuperCourse is for ALL musicians and ALL instruments!

YES! I'll experience MY OWN Perfect Pitch—or I get a full course refund! Nationally advertised price is \$99 + \$8 shipping...but I save \$25 with my Electronic Musician discount price of \$74 + \$8 shipping! **FREE bonus:** Burge's 90-minute companion Relative Pitch tape (a \$14.95 value!) is my gift, even if I decide to return my Perfect Pitch® SuperCourse for a full refund!

Check here if you are undecided about ordering: I'd like more info. Send me Perfect Pitch Lesson #1 (written) with research at two universities—**FREE** with no obligation.

NAME _____

ADDRESS _____

CITY _____

STATE _____ ZIP _____

Allow 4-6 weeks for delivery. For 1-week RUSH delivery direct from our studio, add \$2 (total \$10 shipping) and write "RUSH" on your envelope. Foreign orders (except Canada) send \$5 shipping for info, or \$20 shipping or Course (airmail). U.S. funds only. Iowa residents add 5% tax. Check payable to: American Educational Music. Canadian postal money orders welcome in U.S. funds.

My check or money order is enclosed.

Please charge my:

CARD NUMBER _____

EXPIRATION DATE _____ SIGNATURE _____

American Educational Music Publications, Inc.
 Music Resources Building, Dept. MC65
 1106 E. Burlington, Fairfield, IA 52556

★ ★ ★ ★ **Hurry! This \$25 Discount Offer expires with this issue!** ★ ★ ★

circle #600 on reader service card

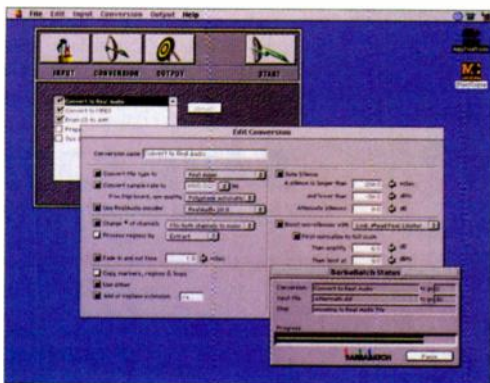
QUICK PICKS

AUDIO EASE

BarbaBatch 2.4 (Mac)

By Rudy Trubitt

Need to exchange raw audio files between different DAW formats? Or crunch a passel of files for a CD-ROM project? How about putting all the songs from your last three



BarbaBatch can convert the same files into multiple formats in a single batch job. Clicking the big buttons from left to right guides you through the conversion process.

CDs on your Web site, without stuffing your hard disk in the process? Any audio-processing task that requires repetitive steps is a candidate for *BarbaBatch* (\$395) from Netherlands-based developer Audio Ease.

Recipe for Success

BarbaBatch can change sample rates; convert file formats; extract regions; transform sounds to mono, stereo, or split stereo; change bit resolutions; encode audio for Web streaming; extract and convert audio from CDs; and manipulate the dynamic range for virtually any number of sound files. *BarbaBatch* takes the drudgery out of file-processing chores. It enables you to define custom file-transformation "recipes" and use them again and again. Even better, you can apply more than one recipe at a time. That can be a real time-saver, because some projects require multiple formats for the same audio (i.e., both 22 kHz, 16-bit and 11 kHz, 8-bit files), which

BarbaBatch can generate in a single pass.

BarbaBatch 2.4 reads and writes over two dozen Mac, PC, and Unix sound-file formats, including AIFF, AIFF-C, System 7 sound, MPEG-1, Microsoft and IMA ADPCM, WAV, μ Law, and RealAudio. It also writes to QuickTime 3 format along with PureVoice and QDesign Music codecs. That versatility comes in handy because you never know when you'll be asked to read or write an obscure file format. For example, I recently needed to create VOC files for a sound-generating chip, and to my delight, it was on *BarbaBatch*'s list.

Above and Beyond

The program goes beyond the call of duty in many cases. For instance, *BarbaBatch* reads and writes markers, loops, and regions for formats (such as Sound Designer II) that support those attributes. It even copies regions and markers into the files it creates, which is a big help to me. Now I can "annotate" high-resolution source recordings with markers, and these notes are preserved in the sample-rate-converted copies.

Speaking of sample-rate conversion, *BarbaBatch* will convert audio to any rate from 1 to 100 kHz and squish bit depth from as much as 32-bit linear PCM to 4-bit ADPCM. And all the conversion options are set via check boxes and sliders within a single large dialog box.

Sound Good?

I generally use Tom Erbe's excellent shareware program *SoundHack* for sample-rate conversion. I'm happy to say that, in my tests, *BarbaBatch* produced results equal to *SoundHack*'s best setting. As an added bonus, *BarbaBatch* processed the same files several times faster. The program's optional dither worked well and was unobtrusive in loud, 8-bit sound files.

My only complaint was with *BarbaBatch*'s built-in limiter, which is similar to the Lookahead limiter on Waves' popular *L1 Ultramaximizer*. The *BarbaBatch* limiter provides control over the amount of limiting, which adds overall gain as limiting is increased and sets the maximum peak level in the file. This kind of peak limiting is really essential when making 8-bit files. Unfortunately, *BarbaBatch*'s limiter lacks *L1*'s transparency—you can hear it pumping on music tracks when moderate to aggressive limiting is applied.

That quibble aside, *BarbaBatch* has quickly worked its way into my audio pro-

duction process. Those who wrangle a lot of sound files will certainly want to add it to their bag of tricks. The informative documentation includes several tutorials to get you started. Best of all, the program is quick and easy to use, it produces great-sounding output, and it's the most efficient batch-processor I've used.

Overall EM Rating (1 through 5): 4.5

CIRCLE #446 ON READER SERVICE CARD

BIG FISH AUDIO

Didgeridoo and Other Primitive Instruments


By Julian Colbeck

I've never understood the fascination with the didgeridoo, but I do understand the appeal of obscure musical entities. Produced by Peter Spoecker, *Didgeridoo and Other Primitive Instruments* (\$299.95) is an adventure into the soul of seldom-recorded tribal musical instruments.

Primitive Orchestra

This Akai S1000/3000 CD-ROM is filled with 512 MB of single-note samples and mini-performances of didgeridoo drones and rhythms, jaw harp, bull roarer, doo drums, Indian drums, rattles, and flute. The samples, which are universally dry, average about 5 to 10 MB, and all except the flutes are in stereo.

The mapping presented a bit of a challenge due to an inconsistency: some instruments are sampled through an octave and are presented as such, while others are sampled at the same pitch but with different performances triggered by each key through an octave range. The sample



Is that buzz a swarm of termites? No, it's Big Fish Audio's *Didgeridoo and Other Primitive Instruments*.

DON'T GET LEFT IN THE DIGITAL DUST!

- How to get the Maximum Music out of Your Computer
- Which Mac and PC CPUs are Best for Desktop Music Production?
- How to Choose a Disk Drive for Audio Recording
- How to Choose the Right Sound/Audio Card for Your Needs
- What You Really Need to do Desktop Music Production Right
- Plug-in Formats and Availability
- How to Choose and Use Software Synths
- Streaming Audio and MIDI on the Web



Pick up your copy of Electronic Musician's
1999 Desktop Music Production Guide at
your local computer store or wherever
Electronic Musician is sold!
Available January, 1999.

COMPACT DISC • CASSETTE
& RECORD MANUFACTURING

MUSICIAN DIES LATE CD SHIPMENT BLAMED!

**A LATE DELIVERY IS NOT A
VICTIMLESS CRIME!**

QCA IS COMMITTED
TO STAMPING OUT THESE
SENSELESS ACTS!

CALL TOLL FREE
1.800.859.8401

For Your Free Catalog




Serving the Music Industry for Over 45 Years.

2832 Spring Grove Ave., Cincinnati, OH 45225
Tel: 513.681.8400 • Fax: 513.681.3777

E-mail: qca@pol.com • web: www.pol.com/QCA

circle #615 on reader service card

Subscribe to
*Electronic
Musician!*



CALL

1-800-843-4086

naming is clear, usually indicating pitch and—where relevant—tempo. I appreciated the fact that multiple programs in a group default to sequential MIDI channels.

The Didgeeridoos

Didgeeridoo is the main dish, accounting for more than 200 MB of the disc's contents. "Didge Wild" is a collection of random didgeridoo samples spanning an octave, with each note a completely different performance. Assessing sound quality is tricky with so rough-hewn an instrument. Occasionally, the lowest sample within a program seemed to contain what sounds like light rain—is that buzz a swarm of termites, bits of eucalyptus bark flying out of the end, or just excessive amounts of wind? The rest of the samples were clean and consistent, but they could all use a splash of reverb.

None of these samples could ever be deemed unobtrusive. You'd have to really want to feature didgeridoo if you put "Didge Wild" in the mix. The "Drone Simple" samples are a little more innocuous, though they are also somewhat thin. Many full-blown, rhythmic didgeridoo performances are featured later on the disc, played at a variety of pitches and tempos.

Percussion and Others

Under the moniker "Indian Drums" comes a large number of Native American hand-drum samples. The "Indian Rattles" are dry, but they could add a nice texture to a percussion section. A category entitled "Wood Percussion" (which I presume is wood blocks) contains more than 100 samples of what reminded me of Monty Python's "False Teeth Symphony."

The included flute tones are enormously variable, which is fine. However, the performances contain very idiosyncratic riffs and trills, which is only fine if you're happy with chunks of predigested ethnic playing.

My favorite sound is definitely the bull roarer: a low, eerie swooshing sound. "Doo Drums"—short slices of didgeridoo that are hit with the open palm—would provide an interesting alternative to log drums, marimbas, or other tuned and semituned percussion instruments. The evocative jaw harp is offered in both static and "groove" varieties.

The Wrap

This sample CD has considerable appeal. Unfortunately, hard facts about individual maps, tunings, and applications are scant. Of course, there is a premium to be paid for special-interest items such as these. The price seems awfully high for a collection of

tribal bonks and squawks. But if that's what you're looking for, your choices are few, and you may find this collection worth the price.

Overall EM Rating (1 through 5): 2.5

CIRCLE #447 ON READER SERVICE CARD

CLOCKWORK MUSIC

CAL Tutor 3.0 (Win)

By Scott R. Garrigus

CAL (Cakewalk Application Language) is a programming extension found in the professional line of MIDI sequencing products from Cakewalk Music Software. CAL allows users to create their own custom editing commands that can insert, delete, and otherwise modify MIDI events. Unfortunately, because of its complexity, CAL can be difficult to use. *CAL Tutor 3.0* (\$30, or \$15 upgrade from version 2.1 found on Musicians Toolbox II) from Clockwork Music may give you the knowledge you need to start writing your own CAL programs.

Hard Lessons

Delivered in a 3-floppy-disk set, *CAL Tutor* is accompanied by a single installation instruction sheet and runs on any Windows-based PC. Even though the program is somewhat interactive, the bulk of the presented material is onscreen text that is categorized in the familiar chapter-based book format. When first run, *CAL Tutor* presents you with a table of contents listing all seventeen chapters (see Fig. 1). These cover everything from programming basics to writing full-blown CAL programs. Unfortunately, like the concepts that it is trying to teach, the material in *CAL Tutor* can be a bit intimidating. Though the program does a decent job of

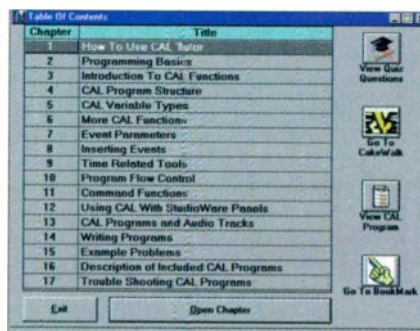


FIG. 1: *CAL Tutor* offers seventeen chapters of information that can help enhance your programming skills.

describing how to work with CAL, its wording is not quite as clear as you might find in a professional publication. The description about the order of parameters in functions, for example, is particularly difficult to grasp.

CAL Tutor has an interactive nature in the form of context-sensitive quiz questions. While reading through the text material, you will occasionally happen upon a button with a question mark logo. Clicking on the button opens up a quiz question that tests your understanding of what you're currently reading. You simply type in your answer, and the program will inform you of whether you are right or wrong. The questionnaire can be a bit picky though; for example, it does not recognize the word "one" for the number "1" and therefore will consider that answer incorrect. Another shortcoming is that, when you do happen to be wrong, the program presents you with the correct answer but fails to give an explanation. There are a total of 45 questions, and you can see how well you scored by using the View Quiz Questions menu option.

Test Your Skill

CAL Tutor gives you a nice supply of prewritten CAL programs that you can use as starting points for your own work. A number of these programs are referenced throughout the text material to give you examples of proper programming form and are useful demonstrations of some of the techniques that are discussed. To run the programs, you will of course need to use your Cakewalk MIDI sequencer, which can be launched with the click of a button from within *CAL Tutor*. In order to test the programs though, you will have to provide your own MIDI data. *CAL Tutor* doesn't contain any specific MIDI files to use for testing the included CAL programs.

Though the product could stand a bit more polish, advanced users who have some previous programming experience with computer languages such as Basic, C, or Pascal, should easily be able to wade through *CAL Tutor's* material and piece together their own CAL programs in a reasonable amount of time. Intermediate users will also find enough information here, but it may take them a little longer to get through. Unfortunately, beginners who are hoping *CAL Tutor* will help them utilize the Cakewalk Application Language are left out in the cold.

Overall EM Rating (1 through 5): 3

CIRCLE #448 ON READER SERVICE CARD

West L.A. Music

WE WILL BEAT ANY DEAL!

EVERY MAJOR BRAND!

DIGITAL MULTI-TRACK RECORDERS • MIXING CONSOLES
HARD DISC RECORDERS • EFFECTS PROCESSORS • MICROPHONES
DAT AND CASSETTE DECKS • STUDIO MONITORS • CD RECORDERS
COMPUTERS • SOFTWARE • KEYBOARDS • SYNTHESIZERS • SAMPLERS
SOUND SYSTEMS • GUITARS • AMPS • DRUMS AND ACCESSORIES



David Benict, (r) takes some time to check out the keyboard department.



Simon Climie, (r) Eric Clapton's producer with Paul Gurvitz.



Brian Setzer at West L.A. Music with Manager Derek Snyder.

"WHERE THE PROS SHOP"



Southern California's Legendary Music Store
WEST L.A. MUSIC
11345 Santa Monica Blvd. Los Angeles, CA 90025
Two blocks West of the San Diego (405) Freeway
(310) 477-1945 Fax: (310) 477-2476

ALL MAJOR CREDIT CARDS, FINANCING, AND LEASING.

circle #603 on reader service card


circle #604 on reader service card

HOW TO MAKE MONEY SCORING SOUNDTRACKS AND JINGLES

Jeffrey P. Fisher

There is a huge demand for professional compositions for movies, TV, video, radio, and other multimedia formats.

This authoritative guide will show you exactly how to write and sell your original soundtrack music and jingles.



Find out how you can take advantage of this demand and *make a successful career for yourself.*

Item #7118X
\$34.95 list price plus S&H and applicable sales tax within the U.S.
Call (800) 543-7771
Fax (800) 633-6219
outside the U.S.
Call (913) 967-1719
Fax (913) 967-1901

Mail to MixBooks c/o PRIMEDIA Intertec
9800 Metcalf Ave., Overland Park, KS 66212-2215



<http://www.mixbooks.com>



Also available through your local book or music retailer exclusively through: Hal Leonard Corp.

TOUCH the *Future*



INTERACTIVE PRODUCT SHOWCASE



DEALERS

Alta Loma Music

Brook Mays

Cascio Music

Daddy's Junky Music

E.U. Wurlitzer

Gand Music & Sound

George's Music

Lentines Music

Manny's Music

Mars

DEALERS

McMurray Music

Reliable Music

Rondo Music

Sam Ash Music

Sam's Music

Skip's Music

Thoroughbred Music

Victor's House of Music

Washington Music

Whitaker Music

Experience video demos of the latest gear at a music store near you or visit our website at www.demovision.com

MASTERBITS

Project X

By Jeff Obee

After listening to the first couple of tracks on *Project X* (\$39; audio CD), I had to light candles in my studio to provide the proper ambience for listening to the rest. The disc is rich with sensuous pads, panning textures, squirrely arpeggiations, liquid filter sweeps, and percolating electronic rhythms that are thoroughly enjoyable.

Ambience in Spades

Project X is composed of 49 short synth compositions, ranging in length from 39 seconds to almost three minutes. They are described as "paranormal" soundtracks, and although that seems like a somewhat vague and clichéd label, it does suit this collection. Most of the pieces are titled with "space" names, like "Mothership Connection" and "Star-gate," and there is a definite spacey, trance/ambient approach to the music. You won't hear traditional melodies, and

the music is heavily laden with reverb and other effects.

This is not a sampling CD, per se, although you could certainly sample snippets of it for use in your own compositions,



"Paranormal" compositions make up the sounds on Masterbits' *Project X*. The sample's out there.

as long as you credit the disc as your source. The material is rich with potential uses, from video post-production, games, and environmental soundscapes

to looping portions of the disc for extended ambient collages or background textures for various electronic styles of music. Masterbits even suggested using it for short meditations—mini-relaxation tapes, if you will.

How'd They Do It?

Along with a Lexicon PCM-90, the main effects processor used in the creation of these tracks was the Roland RSS-10, which takes a mono source and moves it around in a 3-dimensional space. This gives a wonderful depth to the music—by all means, listen with headphones! The synths used were an Oberheim Xpander, a Kurzweil PX-100, a Roland JD 990 and S-760, a Yamaha TG77, and a Studio Electronics SE-1. All the recording was done using Digidesign's Pro Tools.

Shining Stars

Delineating some of my favorites is a tad difficult, because frankly, I really liked the whole disc. "Alien Factory" captured my attention with its industrial yet harmonically pleasing backdrop and its "pointy," metallic sounds that rolled across the sound plane. The NASA samples from

COMPUTERS & MUSIC™

SERVING PERFORMERS, EDUCATORS, COMPOSERS, PROGRAMMERS, and SOUND DESIGNERS since 1982

DIGITAL AUDIO: ALCHEMY • ANTARES • AUDIOMEDIA III • AUDIOWERK8 • BIAS • DARLA DECK • DIGITAL AUDIO LABS • DIGITAL PERFORMER • DINR • DISC TO DISK • FUSION • HYPERPRISM INFINITY • LAYLA • PROJECT • Q SOUND • RECYCLE • SAMPLECELL • SAMPLITUDE • SOUNDFORGE STUDIO VISION PRO • TIME BANDIT • TURBOSYNTH and more **EDUCATIONAL:** A LITTLE KID MUSIC AURALIA • DISCOVERING MUSIC • JAZZ IMPROVISATION • LISTEN • MUSIC ACE • MUSIC LESSONS NOTE PLAY • PLAY IT BY EAR • PRACTICA MUSICA • RHYTHM ACE SOLOIST • SONG WORKS PIANO • VOYETRA and more **NOTATION:** ALLEGRO • ENCORE • FINALE • MIDISCAN • MOSAIC MUSICTIME • NIGHTINGALE • OVERTURE • RHAPSODY and more **SEQUENCERS:** CAKEWALK • CUBASE FREESTYLE • LOGIC • MASTERTRACKS PRO • MUSICATOR • ORCHESTRATOR PLUS PERFORMER • REBIRTH • VISION and more **SAMPLE CDs:** BIG FISH AUDIO • EAST / WEST HOLLYWOOD EDGE • ILIO • INVISION • Qup Arts • ROLAND, and more **KEYBOARDS / MODULES / SAMPLERS/Pro Audio:** EMU • EVENT • STUDIOLOGIC • GOLDSTAR • KORG • NORD • ROLAND and more : BAND IN A BOX • BEAT BOY • DRUMTRAX • GALAXY • GENERAL MIDI FILES • GOSPEL PIANIST JAMMER PRO • JAZZ GUITARIST • JAZZ PIANIST • MAX • NEW ORLEANS PIANIST • PIANIST • RAGTIME PIANIST • SOUND DIVER • TWIDDLY BITS • UNISYN and much more. Purchase Orders accepted and special pricing available to qualifying schools, churches, teachers and students.

WWW.COMPUTERSANDMUSIC.COM

TEL: 800-767-6161

TEL: 415-541-5350

FAX: 415-882-6128

SEND FOR OUR FREE CATALOG

E•MAIL: compmus@well.com

649 Mission St • San Francisco CA 94105

circle #605 on reader service card

Masterbits' *Add Lips Vocals III* CD, which I recently reviewed (see the September 1998 EM), were used sumptuously in a piece called "Moon Talk."

Track 18, "Mindscanner," is one of the longer pieces on the disc and is a fine ambient sound experience. Long, unfolding textures are the backdrop, with some bloopy droplets panning across and sawtooth, sample-and-hold-type sounds and other analog goodies moving around the 3-dimensional space. The five "Waterworld" pieces also present some great textures—watery patches that lay nicely in the 3-D environment, with some slightly Doppler-esque effects to give the pads an underwater sound.

My only slight misgiving about the collection as a whole is that the tracks have a certain "sameness" to them, but perhaps that sameness is the point of a disc like this. It was entirely written and recorded in four days by producer Hans-Jörg Scheffler, a fact that undoubtedly contributes to the similarity among the pieces but also adds an immediacy that I liked. Scheffler's use of texture is excellent and his choice of sounds superb. His soundscapes are truly worthy of the "paranormal" description.

They're Out There

For a great price, *Project X* gives you a lot of delicious synthesizer music with lots of potential uses. You can't go wrong! The audio quality is fabulous and the music intriguing—I heartily recommend it.

Overall EM Rating (1 through 5): 5

CIRCLE #449 ON READER SERVICE CARD

RADIAL ENGINEERING

JDI and JDV

By Jim Miller

Direct-injection (DI) boxes are among the most underrated and underutilized tools available to today's studio owners. I built direct boxes myself back in the 1970s, so I feel uniquely qualified to evaluate a couple of new DIs from Canadian-based Radial Engineering, a division of CableTek Electronics, Ltd.

Inject Me

The two boxes I received for review are the Radial JDI (\$239.99)—a passive direct

box equipped with a premium Jensen transformer—and the Class-A, active Radial JDV (\$299.99). All external switches on the units are recessed to protect them and prevent accidental switching. These things are built like tanks, but the units do have some rather sharp corners that can give you a nasty nick if you're not careful.



The JDI and JDV direct-injection boxes from Radial Engineering are quiet, transparent, versatile, and built to last.

The dark, gray-green JDI is a passive DI box designed to take any audio source and send it directly to the mixer or recorder. In the studio, this means you can take the audio signal from a bass guitar, for instance, and send it to the console

KEYFAX OMNIBUS EDITION

by Julian Colbeck

Order your own
**Keyfax Omnibus
Edition from MixBooks**

catalog: #71082 for 24.95 plus S&H

from the U.S.

Call (800) 543-7771

Fax (800) 633-6219

International orders


Call (913) 967-1719

Fax (913) 967-1901

Mail to MixBooks: c/o PRIMEDIA Intertec
9800 Metcalf Ave.

Overland Park, KS 66212-2215

Internet – <http://www.mixbooks.com>



*The Keyfax
Omnibus Edition
is a buyers guide
like no other!*

This compendium of the previous five volumes in the Keyfax series adds tons of new historical information from the world's foremost expert on classic synths.

Colbeck profiles the top 100 keyboards of all time and the 13 leading synth manufacturers, as well as providing technical specifications for hundreds of other synths.

Foreword by
Pete Sears

**PRIMEDIA
Intertec**



Available from your local
book or music retailer
exclusively through:
Hal Leonard Corp.



without having to worry about the extra noise generated by an amplifier. This also gives you the pure, uncolored sound of the instrument, allowing you to do your tone shaping at the console. In live applications, the bass signal can go out to the house mixer, while the original signal can be passed directly through to an onstage amplifier via the JDI's Thru 1/4-inch output connector.

A -15 dB pad can be inserted for taming exceptionally hot signals, and there's a ground-lift switch to resolve those annoying ground loop hums and buzzes. By using the Merge switch, the unit's input and throughput can be used to passively mix two channels or devices (i.e. two synths), thus saving valuable console inputs. Finally, a Filter switch, which cuts out ultrasonic noise caused by electronic devices (i.e., computers), can be used in the Pickup position when a guitar is plugged in or in Line position when taking the hotter signals from synths, drum machines, CD players, and so forth. The main output is a balanced XLR.

The dark blue JDV is designed to be powered via internal chargeable batteries, an AC wall adapter, or +48 volt phantom power. Like the JDI, there is a Pad switch, a Ground-lift switch, a Merge switch, and a Thru jack (but no Filter switch). The JDV has a balanced, XLR mic-level output and balanced, TRS line-level out. Being powered, the JDV is perfect for taking low-output gear, such as guitars with passive pickups, direct to the board, though it can also handle hot signals from, say, a synthesizer.

They're Great

The best things you can say about products like these are that they are quiet, transparent, versatile, and built to last. Both Radial DI boxes fit these descriptions. The unit's construction is rock-solid, and each can perform a wide variety of useful functions with a minimum of hassle. Most importantly, signals pass through both with outstanding linearity and phase accuracy that reflects the manufacturer's obviously high standards.

There are many DIs available today, but after using the Radial boxes regularly for several weeks now, I can say without hesitation that you won't find anything out there offering better performance or more durability for the money than the JDI and JDV.

Overall EM Rating (1 through 5):

JDI 4.5, JDV 5

CIRCLE #450 ON READER SERVICE CARD



SPEIR MUSIC CO.



800•219•3281

510 S. Garland Ave. Garland, TX 75040

GUARANTEED BEST PRICES!

New/Used • M-F 9-7, Sat. 9-6



All Major Credit Cards



Customer Service 972-494-1601

circle #608 on reader service card

circle #609 on reader service card

"LISTEN...NO HUM!"



\$7495

HUM ELIMINATOR

- Eliminates AC Hum
- Breaks Ground Loops
- Balanced or Unbalanced
- 2 and 8 Channel Models

EBTECH



\$8995

LINE LEVEL SHIFTER

- -10dBV ↔ +4dBu Conversion
- Balanced or Unbalanced
- Eliminates AC Hum
- 2 and 8 Channel Models

TURN UP THE VOLUME!

CALL FOR A DEALER NEAR YOU... (619) 271-9001



THE PROFESSIONAL'S SOURCE FOR PHOTO

FOR ORDERS CALL:
800-947-5509
212-444-6679

OR FAX (24 HOURS):
800-947-9003
212-444-5001

Store & Mail Order Hours:
Sunday 10-5
Monday thru Thursday 9-7
Friday 9-1 • Saturday Closed
On the Web: <http://www.bhphotovideo.com>


OUR NEW EXPANDED LOCATION



420 Ninth Avenue

Between 33rd and 34th Streets
New York, N.Y. 10001


Sun. 10-5, Mon. thru Thurs. 9-7
Fri. 9-2, Sat. Closed



FOR A FREE MONTHLY CATALOG, CALL 800-947-6933, 212-444-6633 OR WRITE

World Radio History

VIDEO and PRO AUDIO



TO INQUIRE ABOUT YOUR ORDER:
800 221-5743 • 212 239-7765
OR FAX 24 HOURS:
800 947-2215 • 212 239-7549

New Address:
420 Ninth Ave. (Bet. 33rd & 34th St.)
New York, N.Y. 10001

DIGITAL MIXERS

MACKIE

Digital 8 Bus Mixing Console



Well, it's finally here and just like the analog 8 bus a few years back, it's everything you've anticipated! Great sound quality, full recording and mixdown capabilities, motorized faders and an array of digital features geared to take you flying into the next century.

FEATURES-

- 48 channels of automated compression, gating, EQ and delay
- Built-in 3-way meter display keeps you on top of your mix.
- Built-in meter bridge.
- Ultramax II automation for complete control, hook up an S-VGA monitor and you'll feel like you spent a lot more money.
- All functions can be automated, not just levels and mutes. Store EQ, reverb, compression, gating and even Aux send information.
- Fast SCENE automation allows you to change parameter snapshots on every beat.
- Reads Standard MIDI tempo maps, displaying clock info on the built-in position counter.
- Truly the cutting edge of mixing technology.



Panasonic


WR-DA7 Digital Mixing Console



Stop dreaming about your digital future, it's here! The Panasonic WR-DA7 digital mixer features 32-bit internal processing combined with 24-bit A/D and D/A converters as well as moving faders, instant recall, surround sound capabilities, and much more. Best of all, it's from Panasonic.

FEATURES-

- 32 Inputs/5 AUX send/returns
- 24-bit converters
- Large backlit LCD screen displays EQ, bus and aux assignments, and dynamic/delay settings.
- 4-band parametric EG
- Choice of Gate/Compressor/Limiter or Expander on each channel
- 5.1 channel surround sound in three modes on the bus output
- Output M/MC
- Optional MIDI joystick



TASCAM

TMD1000 Digital Mixing Console



You want to see what all the digital mixing buzz is about? The NEW TMD1000 from Tascam will have you smiling & automating in no time. It features fully automated EQ, levels, muting, panning and more in an attractive digital board with an analog feel. Your digital future never looked so sounded, so clear.

FEATURES-

- 4 XLR mic inputs, 8 1/4" balanced TRS inputs.
- 20-bit A/D D/A conversion, 64x oversampling on input, 128x on output.
- Store all settings, fully MIDI compatible.
- Optional IF-TD1000 adds another 8 channels of TDIF and a 2-channel sample rate converter.
- Optional FX-1000 FX board adds another 4 dynamic processors and another pair of stereo effects.



MIC PREAMPS

Focusrite

Green 3 "Voicebox MKII"



The Voicebox MKII provides a signal path of exceptional clarity and smoothness for mic recording, combining an ultra-high quality mic amp, an all new Focusrite EQ section optimized for voice, and full Focusrite dynamics. The new MKII now includes a line input for recording and mixdown applications.

FEATURES-

- Same mic pre section as found on the Green Dual Mic Pre includes +48V phantom power, phase reverse, and a 75Hz high-pass filter. Mute control and a true-VU response LED bargraph are also provided.
- EQ section includes a mid parametric band with frequency and gain control as well as a gentle bell shape to bring out the character of the voice.
- Dynamics section offers important voice processing functions of compression and de-essing combined with a noise reducing expander.
- Single balanced Class A VCA delivers low distortion and a S/N ratio as low as -96dBu.

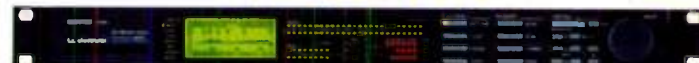


EFFECTS PROCESSING

t.c. electronic

ULTIMATE SOUND MACHINES

Finalizer Plus



Improving on the multi-award winning Finalizer platform, the Finalizer Plus delivers an unprecedented level of clarity, warmth and punch to your mix. Inserted between the stereo output of your mixer or workstation and your master recording media, the Finalizer Plus dramatically rounds out your material, creating that "radio ready" sound.

FEATURES-

- Balanced Analog as well as Digital outputs including AES/EBU, S/PDIF, & Tos
- 24 bit precision A/d & D/A Converters
- 5-band 24-bit stereo EQ
- Enhance - De-essing, stereo adjust or digital radiance
- Real-time gain maximizer
- Variable slope multi-band expander
- Multi-band compressor
- Word Clock Sync
- MIDI section useful for controlling sequencer fades or any of the Finalizer's parameters from a remote MIDI controller.

Lexicon

PCM81 Multi-Effects Processor



The PCM-81 has everything that made the PCM80 the top choice among studio effects processors, and more. More effects, more algorithms, longer delay and full AES/EBU I/O.

FEATURES-

- 2 digital processors including Lexicon's Lexchip for the reverb and a second DSP engine for the other effects.
- 24-bit internal processing
- Dynamic patching matrix for maximum effects control.
- PCM card slot
- 300 Presets include pitch, reverb, ambience, sophisticated modulators, 20 second stereo delays, and dynamic spatialization effects for 2-channel or surround sound applications

EQUALIZERS

Focusrite

Green 2 "Focus EQ"



The Green 2 Focus EQ is suitable for a variety of applications combining a Focusrite equalizer section with a multi-source input section. Use it as a high-quality front end for recording applications or patch it into the surround return cop to upgrade a single channel of console eq, either way, it sounds great.

FEATURES-

- XLR & 1/4" inputs are similar to the Dual Mic Pre but have been adapted to cope with a wider range of levels.
- VU metering via a 10-LED bargraph
- EQ section derived from the Red and Blue range processors for superb audio quality.

COMPRESSORS

JOE MEEK

VC1 Studio Channel



The Joe Meek Studio Channel offers three pieces of studio gear in one. It features an excellent transformer coupled mic preamp, a great compressor and an enhance unit all in a 2U rack-mount design. Find out why more and more studio owners can live without one.

FEATURES-

- 48V phantom power, Fully balanced operation
- Mic/Line input switch
- Mono photo-optical compressor
- High pass filter for large diaphragm mics
- Extra XLR input on front makes for easy patching
- Compression In/Out and VU/compression meter switches
- Twin balanced XLR output: with one DI XLR output for stage use
- Enhance: In/Out switch and enhance indicator
- Internal power supply 115/230V AC

dbx

Blue Series 160S Stereo Compressor

The dbx 160S combines the best features of all the great dbx compressors in a well-built unit where the craftsmanship is as stunning as the engineering is innovative. This is truly a desirable compressor.

FEATURES-

- 127dB dynamic range • Program dependent "Auto" or fully variable attack and release
- Hard knee/OverEasy switchable.



FOR ORDERS CALL:
800-947-5509
 212-444-6679

OR FAX (24 HOURS):
800-947-9003
 212-444-5001

**MOST ORDERS SHIPPED
 WITHIN 24 HOURS**
OVERNIGHT SERVICE AVAILABLE
 On the Web: <http://www.bhphotovideo.com>

HARD DISK RECORDERS



VS1680 Digital Production Studio

New

The new VS-1680 Digital Studio Workstation is a complete 16 track, 24-bit recording, editing, mixing and effects processing system in a compact tabletop workstation. With its advanced features, amazing sound quality and intuitive new user interface, the VS-1680 can satisfy your wanderlust.

FEATURES-

- 16 tracks of hard disk recording, 256 virtual tracks
- 24-bit MT Pro Recording Mode for massive headroom and dynamic range
- Large 320 x 240 dot graphic LCD provides simultaneous level meters, playlist, EQ curves, EFX settings, waveforms and more
- 20-bit A/D D/A converters
- 2 optional 24-bit stereo effects processors (VS8F-2) provide up to 8 channels of independent effects processing
- 12 audio outs: 8x RCA, 2x stereo digital & phones



- New EZ routing function allows users to create and save various recording, mixing, track bouncing, and other comprehensive mixer templates for instant recall
- 10 audio inputs: 2 balanced XLR-type inputs w/ phantom power, 6 balanced 1/4" inputs, and 1 stereo digital input (optical/coaxial)
- Direct audio CD recording and data backup using optional VS-CDR-16 CD recorder.



D8 Digital Recording Studio

New

The new D8 Digital Recording Studio features an 8-track recorder, a 12-channel mixer, onboard effects, and basically everything else you'll need to record and mix your music, you supply the talent.

FEATURES-

- 8-track recorder, 12-channel mixer
- 1.4GB hard disk for up to 4.5 hours of recording on a single track
- High and low EQ on each channel
- 130 high-quality stereo digital effects for complete recording in the digital domain
- MIDI clock sync, SCSI port and S/PDIF digital interfaces all standard



DIGITAL MULTI-TRACK RECORDERS

TASCAM DA-98 Digital Audio Recorder

The DA-98 takes all the advantages offered by the DTRS format and significantly ups the ante for the professional and post-production professional alike. With enhanced A/D and D/A converters, a comprehensive LCD display and full compatibility with the DA-88 and DA-38, the DA-98 delivers the absolute best in digital multitrack functionality.

FEATURES-

- Confidence monitoring for playback and metering
- Individual input monitor select switches easier checking of Source/Tape levels
- Switchable reference levels for integration into a variety of recording environments with internal tone generator
- Digital track copy/electronic patch bay functionality
- Comprehensive LCD display for easy system navigation
- Dedicated function/numeric keys make operation easier
- Built-in sync with support for MMC and Sony P2
- D-sub connector (37-pin) for parallel interface with external controller
- Optional RM-98 rack-mount ear for use with Accuride 200 system



DA-88 A standard digital multitrack for post-production and winner of the Emmy award for technical excellence, the DA-88 delivers the best of Tascam's Hi-8 digital format. Its Shuttle/Jog wheel and track delay function allow for precise cueing and synchronization and the modular design allows for easy servicing and performance enhancements with third-party options.

DA-38 The DA-38 was designed for musicians. Using the same Hi-8 format as the highly acclaimed DA-88, the DA-38 is an 8 track modular design that sounds great. It features an extremely fast transport, compatibility with Hi-8 tapes recorded on other machines, rugged construction, ergonomic design and sync compatibility with DA-88s.

ALESIS ADAT XT20 Digital Audio Recorder

New

The New ADAT-XT20 provides a new standard in audio quality for affordable professional recorders while remaining completely compatible with over 100,000 ADATs in use worldwide. The XT20 uses the latest ultra-high fidelity 20-bit oversampling digital converters for sonic excellence. It could change the world.

FEATURES-

- 10-point autolocate system
- Dynamic Braking software lets the transport quickly wind to locate points while gently treating the tape
- Remote control
- Servo-balanced 56-pin ELCO connector
- Built-in electronic patchbay
- Copy/paste digital edits between machines or even within a single unit. Track Copy feature makes a digital clone of any track (or group of tracks) and copies it to any other track (or group) on the same recorder.



CD RECORDERS



CDR-800 Compact Disc Recorder

The new CDR-800 Compact Disc Recorder from HMB is built rock-steady for the best recording on this widely accepted format. You can record direct from either analog or digital sources and it comes loaded with features, making it ideal for professional studios looking to output quality CDs.

FEATURES-

- Built-in Sample rate converter
- Analog and digital inputs and outputs



- 1-bit A/D converters for lowest possible distortion
- Synchronized recording and editing
- Digital fader for natural fade-in and fade-out.

STUDIO DAT-RECORDERS



SV-3800 & SV-4100

The SV-3800 & SV-4100 feature highly accurate and reliable transport mechanisms with search speeds of up to 400X normal. Both use 20-bit D/A converters to satisfy even the highest professional expectations. The SV-4100 adds features such as instant start, program & cue assignment, enhanced system diagnostics, multiple digital interfaces and more. Panasonic DATs are found in studios throughout the world and are widely recognized as the most reliable DAT machines available on the market today.

FEATURES-

- 64x Oversampling A/D converter for outstanding phase characteristics
- Search by start ID or program number
- Single program play, handy for post.



- Adjustable analog input attenuation, +4/-10dBu
- L/R independent record levels
- Front panel hour meter display
- 8-pin parallel remote terminal
- 250x normal speed search

TASCAM DA-30MKII

A great sounding DAT, the DA-30MKII is a standard mastering deck used in post-production houses around the world. Among many other pro features, its DATA SHUTTLE wheel allows for high-speed cueing, quick program entry and fast locating.

FEATURES-

- Multiple sampling rates (48, 44.1, and 32kHz)
- Extended (4-hour) play at 32kHz
- Digital I/O featuring both AES/EBU and S/PDIF
- XLR balanced and RCA unbalanced connections



- Full function wireless remote
- Variable speed shuttle wheel
- SCMS-free recording with selectable ID
- Parallel port for control I/O from external equipment

FOSTEX D-15

The new Fostex D-15 features built in 8Mbit of RAM for instant start and scrubbing as well as a host of new features aimed at audio post production and recording studio environments. Optional expansion boards can be added to include SMPTE and RS-422 compatibility, allowing the D-15 to grow as you do.

FEATURES-

- Hold the peak reading on the digital bargraphs with a choice of 5 different settings
- Set cue levels and cue times
- Supports all frame rates including 30df
- Newly designed 4-motor transport is faster and more efficient (*20-minute tape shuttles in about 60 sec.)
- Parallel interface • Front panel trim pots in addition to the level inputs



D-15TC & D-15TCR

The D-15TC comes with the addition of optional chase and sync capability installed. It also includes timecode reading and output. The D-15TCR comes with the further addition of an optional RS-422 port installed, adding timecode and serial control (Sony protocol except vari-speed)

SONY PCM-R500

Incorporating Sony's legendary high-reliability 4D, D, Mechanism, the PCM-R500 sets a new standard for professional DAT recorders. The Jog/Shuttle wheel offers outstanding operational ease while extensive interface options and multiple menu modes meet a wide range of application needs.

FEATURES-

- Set-up menu for preference selection. Use this menu for setting ID6, level sync threshold, date & more. Also selects error indicator
- Includes 8 pin parallel & wireless remote controls
- SBM recording for improved S/N (Sounds like 20bit)
- Independent L/R recording levels
- Equipped with auto head cleaning for improved sound quality.



VIDEO and PRO AUDIO



TO INQUIRE ABOUT YOUR ORDER:
800 221-5743 • 212 239-7765
OR FAX 24 HOURS:
800 947-2215 • 212 239-7549

New Address:
420 Ninth Ave. (Bet. 33rd & 34th St.)
New York, N.Y. 10001

MIDI HARDWARE



Mark of the Unicorn MIDI Time Piece™ AV 8x8 Mac/PC MIDI Interface

The MTP AV takes the world renowned MTP II and adds synchronization that you really need like video genlock, ADAT sync, word clock sync, and even Digidesign superclock!

- FEATURES-**
- Same unit works on both Mac & PC platforms.
 - 8x8 MIDI merge matrix, 128 MIDI channels
 - Fully programmable from the front panel
 - 12h scene, battery-backed memory
 - Fast 1x mode for high-speed MIDI data transfer.

Digital Time Piece™ Digital Interface

Think of it as the digital synchronization hub for your recording studio. The Digital Time-piece provides stable, centralized sync for most analog, digital audio, and video equipment. Lock together ADATs, DA-88's, ProTools, word clock, S/PDIF, video, SMPTE, and MMC computers and devices flawlessly. It ships with "Clockworks" software which gives you access to its many advanced features and remote control of some equipment settings such as record arm.

OPCODE Studio 64XTC Mac/PC MIDI Interface

The Studio 64XTC takes the assorted, individual pieces of your studio-your computer, MIDI devices, digital and analog multitracks and even pro video decks, and puts them all in sync.

- FEATURES-**
- 4 In / 4 Out, 64 channel MIDI/SMPTE interface patchbay with powerful multitrack & video sync features
 - ADAT sync with MIDI machine control
 - Simultaneous wordclock and Superclock output, 44.1kHz or 48kHz for perfect sync with ADAT, DA-88 and ProTools
 - Video and Blackburst in (NTSC and PAL)
 - Cross-platform Mac and Windows compatibility

SAMPLING

AKAI S-Series Rack Mount Samplers

Starting with 64X oversampling, Akai's S-Series Samplers use 28-bit internal processing to preserve every nuance of your sound and the outputs are 18- and 20-bit to ensure reproduction of your sounds entire dynamic range. These three new samplers add powerful capabilities, ease-of-use, expandability and affordability to set the standard for professional samplers.

KEYBOARDS & SOUND MODULES



XP60 & XP80 Music Workstations

The XP-80 delivers everything you've ever wanted in a music workstation. An unprecedented collection of carefully integrated features provide instant response, maximum realtime control and incredible user expandability. The XP-80 features a pro-quality 76-note weighted action keyboard while the NEW XP-60 features the same sound engine in a 61-note keyboard.

XP80 FEATURES-

- 64-voice polyphony and 16-part multitimbral capability
- 16 Mbytes of internal waveform memory (16Mbytes when fully expanded (16-bit linear format))
- 16-track MRC-pro sequencer with direct from disk playback. Sequencer holds approx. 60,000 notes
- New sequencer functions like "non-stop" loop recording and refined Groove Quantize template

- Enhanced realtime performance capability with advanced Arpeggiator including MIDI sync and guitar strum mode and Realtime Phrase Sequence (RPS) for on-the-fly triggering of patterns
- 40 insert effects in addition to reverb and chorus
- 2 pairs of independent stereo outputs; click output jack with volume knob
- Large backlit LCD display



SR-JV80 Series Expansion Boards

Roland's SR-JV80-Series wave expansion boards provide JV and XP instrument owners a great-sounding, cost-effective way to customize their instruments. Each board holds approx. 8Mb of entirely new waveforms, ready to be played or programmed as you desire.

Boards Include-

- Pop, Orchestral, Piano, Vintage Synths, World, Super Sound Set, Keys of the 60's & 70's, Session, Bass & Drums, Techno & Hip-Hop Collection.



KURZWEIL

K2500 Series Music Workstations

The K2500 series from Kurzweil utilizes the acclaimed V.A.S.T. technology for top-quality professional sound. Available in Rack mount, 76-key, and 88 weighted key keyboard configurations, these keyboards combine ROM based samples, on-board effects, V.A.S.T. synthesis technology and full sampling capabilities on some units.

FEATURES-

- True 48-voice polyphony
- Fluorescent 64 x 240 backlit display
- Up to 128MB sample memory
- Full MIDI controller capabilities
- 32-track sequencer
- Sampling option available
- Dual SCSI ports
- DMTi Digital Multitrack interface option for data format and sample rate conversion (Interfaces with ADATs or DA-88s)



Trinity Series Music Workstations DRS

Korg's Trinity Series represents a breakthrough in sound synthesis and an incredible user interface. Its touch screen display is like nothing else in the industry, allowing you to select and program patches with the touch of a finger. The 24MB of internal ROM are sampled using ACCESS which fully digitizes sound production from source to filter to effects. Korg's DSP based Multi Oscillator Synthesis System (MOSS) is capable of reproducing 5 different synthesis methods like Analog synthesis, Physical Modeling, and variable Phase Modulation (VPM).

FEATURES-

- 16 track, 80.00 note MIDI sequencer
- Flexible, assignable controllers
- DRS (Digital Recording System) features a hard disk recorder and various digital interfaces: for networking a digital recording system configured with ADAT, DAT recorder and hard disk.
- 256 programs, 256 combinations
- Rev'd KORG sample DATA library and AKAI sample library using optional 8MB Flash ROM board

(Digital I/F, SCSI, Hard Disk Recorder, and sample Playback/Flash ROM functions are supplied by optional upgrade boards)



88 Weighted-key/Solo Synth



76-key/Solo Synth



61-key/Solo Synth



61-key

MONITORS

Hafler TRM-8

Winner of Pro Audio Review's PAR Excellence Award in 1997, Hafler's TRM8s provide sonic clarity previously found only in much more expensive speakers. They feature built-in power, an active crossover, and Hafler's patented Trans-nova power amp circuitry.

- 45Hz - 21kHz, ±2dB
- 75W HF, 150W LF
- Electronically & Acoustically matched



HR824

These new close-field monitors from Mackie have made a big stir. They sound great, they're affordable, they're internally bi-amped. "What's the catch?" Let us know if you find one.

FEATURES-

- 150W Bass amp, 100W Treble amp
- Full space, half space and quarter space placement compensation
- Frequency Response 39Hz to 22kHz, ±1.5dB



TANNOY Reveal

The latest playback monitor from Tannoy, the Reveal has an extremely detailed, dynamic sound with a wide, flat frequency response.

FEATURES-

- 1" soft dome high frequency unit
- Long throw 6.5" bass driver
- Magnetic shielding for close use to video monitors
- Hard-wired, low-loss crossover
- Wide, flat frequency response
- Gold plated 5-way binding post connectors



SOUND CARDS



Audiomedia III Digital Audio Card

Working on both Mac and Windows OS systems, Audiomedia III will transform your computer into an powerful multitrack workstation. Compatible with a wide variety of software options from Digidesign and Digidesign development partners, Audiomedia III features 8 tracks of playback, up to 4 tracks of recording, 24-bit DSP processing, multiple sample rate support and easy integration with leading MIDI sequencer/DAW software programs.



CLASSIFIEDS

COMPUTER SYSTEMS

BONUS 5 CDR FREE TEAC 4x12 CD-R bundle... **\$455**

BONUS 5 CDR FREE Yamaha 4x2x6 CD-RW ext. bundle... **\$495**

BONUS 5 CDR FREE Pioneer DVD Recorder bundle... **\$16,499**

BONUS 5 CDR FREE AFFEX CD Color Printer bundle Prints 2 CD at a time... **\$1,399**

BONUS 5 CDR FREE LabelMaker with 100 FREE labels... **\$39**

Panasonic 4x8 CD-R bundle... **\$395**

Replica K-30 30CD-R..... **\$19,499**

MediaFORM DUPLICATORS:
2701 Autoloader... **\$4,999**

5900 8CD-R... **\$6,599**

5300 3CD-R... **CALL**

CD-R BLANKS
as low as **99¢**
also available
TDK & Verbatim

Shimad
Easi-DAT/
Easi-Audio
option
available

1-888-4-SHIMAD
toll free 888-474-4623 PH. 650-493-1234
http://www.shimad.com FAX: 650-493-1333

Make a MIDI Light Show

Light Master™

- Four channel MIDI controlled dimming system
- Great for Multimedia and Automation
- Delivers high quality performance
- Dimmer and Controller in one unit
- International model available

only \$269!
order now!

303/252-4844
topaz@tpz.com

www.tpz.com
Dealer inquiries welcome

TPAZ
ENTERPRISES

where light and sound mix

EMPLOYMENT OFFERED

Sweetwater SOUND INC.

DO YOU WANT A GREAT CAREER?

POSITIONS AVAILABLE NOW!

Musical and Recording Equipment Sales,
Desktop Publishing, Sales & Administrative Assistant,
Tech Support & More! Contact Kristine!

(800) 222-4700 • (219) 432-8176 • FAX (219) 432-1758 • email: careers@sweetwater.com

Sound Deals, Inc.

Specialists in **Samplers, Synths, Pro Audio, Analog & Digital Recording, Effects, Drum Machines, Computer Software/Hardware & more!**

(800) 822-6434/(205) 823-4888

Sound Deals, Inc.
230 Old Towne Rd.
Birmingham, AL 35216

OMNIRAX

STUDIO FURNITURE
MixStation / OBR

Custom Design and Modifications Available

800.332.3393
FAX 415.332.2007
Outside U.S. 415.332.3382
WWW.OMNIRAX.COM P.O. Box 1792, Savannah, GA 04008

Available for All Macintosh, i-Bus monitors, & Eurodesk

CAREER CHANGE

\$50k-plus potential. If you enjoy an energetic, goal-oriented approach to business, come join one of America's oldest and most respected music stores. **Caruso Music** is seeking individuals for sales and store management positions. Health benefits, paid vacations, and a professional work environment. Cal. Richard Caruso, **Caruso Music, Inc.**, 94 State St., New London, CT 06320. (800) 264-6614. All replies treated confidentially.

Do you have gear sitting around that you want to sell?

Check out EM's **Special Saver's Rate.**

Only \$35 for four lines of text to sell your gear.

The Special Saver Rate is only available to individuals **NOT** engaged in commercial enterprise.

Call EM at (800) 544-5530 for more information

EQUIPMENT FOR SALE

we've got your n'hummer.™

it's simple. it's inexpensive. it removes hum from audio lines without transformers, noise gates or comb filters. guaranteed. numb the hum today! \$249.95 for a 2-channel unit.

more info: www.stro-lion-technologies.com **800.567.0881**

How BIG is Yours?

HARD DRIVES Digital Audio Specialists!

CD RECORDERS

MEMORY CHIPS

SOUND CARDS

MIDI SOFTWARE

BIG DISC
(954) 749-0555
<http://www.bigdisc.com>

Analog Modular Systems, Inc.

We buy, sell, and trade all analog synths—especially **Moog, ARP, Buchla, Serge, Roland, Mellotron**, etc. Best price paid!!! Tel USA: (323) 850-5216; fax USA: (323) 850-1059. Visit our virtual store, <http://www.analogsynths.com>

Don't Get Beat

When you need equipment call

8TH STREET MUSIC
(800) 878-8882

Philadelphia's Largest Musical Instrument Dealer!!!

8th Street Music, 1023 Arch St.
Philadelphia, PA 19107

NEW, USED, DEMO EQUIPMENT

BEST SELECTION OF DIGITAL/ANALOG RECORDERS, CONSOLES, DAWs, OUTBOARD GEAR

Otari C1 4032, Yamaha D2R, API 1200 rack system, Dynaudio Monitors, Alesis ADAT, TASCAM DA-88, Sony PCM-800, Otari Radar 24TK, Pro Tools III, All Digidesign Plug-Ins, Mackie 8•Bus, Apogee AD-1000, Lexicon PCM-80/90, TC Electronic M5000, CD Recorders, API, GML, ADL, Summit, Focusrite, Demeter, Lucas, TL Audio, Neumann, AKG, Microtech, Rode, B&K, Genelec, Dynaudio.

Studio and System Design. Financing. Factory Service/Installation. Experienced and Knowledgeable Sales Staff.

EAR PROFESSIONAL AUDIO
(602) 267-0600
<http://www.eaz.net>

CLASSIFIEDS

EQUIPMENT FOR SALE

SPECIALIZED FURNISHINGS FOR YOUR **MACKIE 8-BUS**



IN STOCK, READY TO SHIP
Call for a FREE catalog 800-427-5698

OUTSIDE U.S. 573-346-8549, FAX 573-348-2769
ACI - 5887 Precision Ct. - Osage Beach, MO 65065
www.argosyconsole.com info@argosyconsole.com

Complete Project/Studio Mixing Package: Alesis X2 completely wired to Neve 1/4" patch bay, w/producer's desk, speaker switching, and all cable, 64 on mix, full para EQ, mute automation, and direct ELCOs for ADAT, \$4,200. (510) 528-2690.

One Listen... You'll Never Go Back

For unlocking the passion in your performance, J.J. Electronic tubes are the way to go. These European tubes are responsive to every touch, with voluptuous harmonic detail, velvety highs, seductive midrange and sensational bottom. They're reliable and dependable night after night, specially tested and warranted through VAC for one year.

12AX7	\$ 7.75 each
EL34 MP	\$ 28.00 pair
E34L MP	\$ 30.00 pair
EL84 MP	\$ 18.50 pair
KT88 MP	\$ 90.00 pair
6L6GC MP	\$ 40.00 pair

Other types also available



Call VAC 919-596-1107
http://www.vac-amps.com
Dealer inquiries welcome

Cakewalk * Sek'd * Opcode * Roland * Yamaha * Steinberg * Emagic

Digital Pro Audio

Shop The Most Comprehensive Secure Site On the Web
http://www.digitalproaudio.com
1-800-240-4079 sales@digitalproaudio.com

Tascam * Sony * AKG * Neumann * Manley * dbx * Fostex * Lexicon

Bayview Pro Audio

Turnwater, WA, USA
Toll Free (888) 718-0300
Int'l: (360) 753-3862

Software

Sound Forge 4.5	\$299
Sound Forge CD Architect	\$249
Steinberg WaveLab 2.0	\$319
Waves Native Power Pack	\$285
Sek'd 24/96	CALL

Sound Cards

Digidesign ToolBox	CALL
Zefiro Acoustics ZA2	\$419
Sonorus STUDI/O w/cables	\$639
AdBMulti WAV24 Digital & Analog	\$389
Event Gina	\$425
Event Layla	CALL

Monitors, Mics & Processors

Rede NT2 Omni & Cardioid	\$525
Rede Classic "Tube"	CALL
Rede NT1 cardioid	\$289
TC Electronic Finalizer Plus	CALL
Event 20/20 bas Pwr. Biamped	\$799
AKG C 3000	\$279
AKG SolidTube	CALL

www.olywa.net/duper

We Accept Major Credit Cards

THE CASE SPECIALISTS

FREE CATALOGUE



(800) 346-4638

(516) 563-8326, NY

(516) 563-1390, Fax

Custom or stock sizes.

Our prices can't be beat!

Discount Distributors

APOGEE QUALITY... ASTONISHING VALUE!



THERE'S NEVER BEEN A BETTER TIME
TO INVEST IN APOGEE DIGITAL QUALITY!

Limited supply of ex-demo stereo 20-bit
converters available at rock-bottom prices!

- AD-1000 A/D \$2495
- DA-1000E-20 D/A \$1995
- PS-1000E PSU (runs 2 units) . . \$295
- TT1200 (powers D/A only) \$90

Contact us for full details.



APOGEE ELECTRONICS

tel: +1 310/915-1000 fax: +1 310/391-6262
info@apogeedigital.com
http://www.apogeedigital.com/



CL6/1800 Midi Lighting Dimmer

- 6 Independent Channels of Dimming
- Responds to Midi Notes and Controllers
- Only \$449.00 US List Price!

Ask about our other Midi products
of control Valves, Relays, Servo's,
Lighting, Analog Keyboards & more!!

MEDIA
2461 West 205th St.
B100
Torrance, CA 90501
Phone: (310) 320-0696
Fax: (310) 320-0699
Video, MC, Discover & AmEx. "Dealer Inquiries Welcome"



Digital Audio: It's What We Do!

digidesign ALESIS

...and more

541-386-2682

www.soundthinking.com

Every major brand of everything.

Millions of dollars of musical gear
in stock. **ALTO MUSIC.** Guitars,
recording, keyboards, amplifiers,
drums, pro sound, new & used.
One of the largest selections in
the country. We ship everywhere!
(914) 692-6922 • 680 Rt. 211 East
Middletown, NY 10940
Ask for Uncle Freddy—He loves ya!

Looking for Music & Recording Equipment?

CALL SWEETWATER — YOUR
MUSIC TECHNOLOGY AUTHORITY!

Want the Best Selection?

Massive stock of recording, MIDI,
Sound Reinforcement Guitars,
Basses, Amps and Accessories.

Want the Greatest Convenience?

Shop by phone—no running around!
We deliver to your door! Top-notch
assistance—no high pressure!

Want the Best Value — Guaranteed?

The right gear at a fair price!
Outstanding tech support & service.
Genuine respect. A great experience!

Music Technology Direct —
and the Best Value, Guaranteed!

Sweetwater
SOUND INC.
(800) 222-4700
(219) 432-8176
Fax: (219) 432-1758
www.sweetwater.com • sales@sweetwater.com

(800) 264-6614

We've got tons of super-clean,
used as well as new products
from TASCAM, Alesis, Kurzweil,
Roland, Mackie, Genelec, Lexi-
con, Fostex, Yamaha, Korg, and
hundreds more. **Discount Pricing**
and **Worldwide Delivery!** 69
years in business. Trade-ins wel-
come. Visit our new **22,500 sq. ft.**
location. Call, fax, or e-mail us
today **carusomusi@aol.com** OR
sales@caruso.net. Visit us at
www.caruso.net. Start saving
money today! Call **Caruso Music**,
94 State St., New London, CT
06320, USA. Outside of the U.S.:
(860) 442-9600.
(860) 442-0468 FAX.

SINGERS! REMOVE VOCALS

Unlimited Backgrounds™
From Standard Tapes, Records, 8-CDs
with the Thompson Vocal Eliminator™
Visit our Internet Site at
http://www.itsound.com
LT Sound, Dept EMV1
7988 LT Parkway
Lithonia, GA 30058
24 Hour Demo/Info
Line (770) 982-2485 • Ext 16
Best Vocal Eliminator™, Key Changer, Voice Enhancer!

EQUIPMENT INSURANCE

GREAT RATES ON INSURANCE!

\$45,000 of Studio Gear for \$500
\$100,000 of Gear for \$900
\$250,000 of Gear for \$1,875

GREAT COVERAGE!

Includes Theft, Breakage & Loss
Covered Wherever Located*
Coverage for Rented Gear Also
\$1,000 Deductible

GREAT SERVICE!

Immediate Coverage Available
Easy Enrollment
Local Claims Offices

(800) 800-5880



UNITED AGENCIES INC. Insurance

CA. License # 0252636

CLASSIFIEDS

EQUIPMENT WANTED

USED ADATS WANTED

Easy exchange toward a newer or different format. Everything available. Save **THOUSANDS** when you deal with our 70-year-old company. **UPGRADE TODAY.** Call, fax, or e-mail for details. Worldwide delivery. **CARUSO MUSIC**, New London, CT; sales@caruso.net
(800) 264-6614 TOLL FREE
 (860) 442-9600
 (860) 442-0463 (FAX)
<http://www.caruso.net>

BE A RECORDING ENGINEER
★ TRAIN AT HOME
 Easy Home-Study practical training in Multi-track Recording. Join our successful working graduates or build your own studio. Career Guidance. Diploma. Licensed. **FREE INFORMATION:** Audio Institute of America
 2258-A Union St. Suite F, San Francisco, CA 94123

Comprehensive Audio Engineering Program
 AUDIO RECORDING TECHNOLOGY INSTITUTE
 Music Prod. & Digital Recording
 Extensive hands-on instruction.
 Call (888) 543-ARTI

LEARN the ART of RECORDING

 • Short-Term / Affordable Tuition
 • Small Classes / 8 studio facility
 • On-Campus Housing
 • Job Placement / Financial Assist.
 Call Today for a Free Brochure
800-848-9900
The Recording Workshop
 455-L Massieville Rd Chillicothe OH 45601
 ph: 740-663-2544 fax: 740-663-2427
 email: info@recordingworkshop.com

INSTRUCTION

INTERNET SERVICES

A La Carte Web Design tm

a division of **ROCKA RECORDS**

Web Design & Web Hosting for Record Labels, Studios, Musicians, Groups, etc.
 Professional HTML, graphic art, animation and recording services for the serious web site owner... to learn more, visit rocka.com.

Music on the Web tm  
<http://musicontheweb.com>

Domain & Web Site Hosting
 RealAudio: RealVideo: streaming media storage. MP3 file encoding!

Call 1-800-96-ROCKA
www.rocka.com

TM e-mail: rocka@rocka.com fax: 425-640-6262

Recording Engineer Broadcasting

Multimedia/Digital/Video/Film
 Radio/TV/Sports/News/DJ/Talk Show

No experience required!

On-the-job-training

in local major Recording Studios & Radio/TV Stations

Part-time, nights, weekends - Call recorded info line for FREE video

1-800/295-4433 www.radioconnection.com



PARTS & ACCESSORIES

Dust Covers
 Studio Equipment
 Synths • Mixing boards
 Amps • PA Cabinets

 Larry LeCover E-mail: lcover@flash.net
1-800-228-DUST(3878)
 The Le Cover Co.
 1223 Kingston Lane • Schaumburg, IL 60193

FREE CATALOG! (800) 275-0797
 Computers & Music • M.D.I
 Digital Audio • Guitar Music
 Books • Tapes • Videos
 Computers • Parts • Software
CALL PEBBER BROWN
 (800) 275-0797
www.angelfire.com/ca2/pebber

RECORDING SERVICES & REPAIRS

AUDIOGRAPHIC MASTERWORKS
Fast, Full Service CD Packages
Digital Mastering
Custom Graphic Design
Sonic Solutions No Noise™
Audio Restoration
901-821-9099
masterworks@earthlink.net
Every project is a masterpiece

MUSIC & ENTERTAINMENT SCHOOL ON LINE

FILM SCORING.MUSIC FOR ANIMATION.SCORING FOR GAMES
 UNDERSTANDING THE PROCESS OF FILM SCORING.EIS
 ELECTRONIC SCORING.MUSIC BUSINESS.A&R
 COMPOSERS SURVIVAL GUIDE.MUSIC PUBLISHING

STUDY AT YOUR TIME & AT YOUR OWN PACE

Ron Jones:Composer(Star Trek:The Next Generation, Duck Tales)
 Joseph Gallo:Songwriter(Gladys Knight, Regina Belle, Shalamar)
 and many more

www.worldwideli.com

COMPACT DISC

ALL SERVICES AVAILABLE

• Highest Quality • Low Prices
 • Superior Service • Est. 1986
 • Member Better Business Bureau

1-800-900-7995
1-802-453-3334
 fax 1-802-453-3343

CD AUDIO • CD ROM
 AUDIO & VIDEO CASSETTE
 PRINTING / PACKAGING
 MASTERING • GRAPHIC DESIGN

PROTOSOUND TM
 MASTERCARD • VISA • AMERICAN EXPRESS

Now Your Classified Ad can be printed in 4-COLOR!

Reach over 62,000 potential buyers of your product
 with a 4-color, eye-catching Classified ad in EM!

For **COLOR CLASSIFIED** rates,
 call Robin Boyce-Trubitt at (800) 544-5530 today!

CLASSIFIEDS

RECORDING SERVICES & REPAIRS

FREE WEB SITE ON IUMA!

WHEN YOU MANUFACTURE CDs, CASSETTES, OR 12" VINYL

Call Disc Makers today for a complete brochure:
1-800-468-9353

www.discmakers.com/iuma
FAX 609-661-3450

DISC MAKERS
EXPECT MORE

Best Price... Best Service... Period.

CD REPLICATION

- CDs in Retail-Ready Packages
- CDs in Bulk (minimum order only 100 CDs!)
- Vinyl Records, 7 & 12" - colors available!
- Cassette Duplication

Work directly with our factory and save! Call for Free Catalog or Quote: **(800) 455-8555**

<http://www.europadisk.com>

Major Credit Cards Accepted

EUROPADISK, LTD.

MEZZOMAN PRODUCTIONS

The best quality, price and service!

1000 REPLICATED CDs PACKAGE

We'll Print your full Color Booklets & Traycards and Assemble into Jewel Boxes w/ Shrinkwrap.

ANNOUNCING OUR NEW **FREE GRAPHICS PACKAGE**

CALL FOR DETAILS!
1-888-231-9927

mezzoman productions inc 100 grove street, worcester, ma 01605

100 CD's \$349

Eastco Pro ANY Corp.

Free Color Catalog

13 Years Serving The World

(800) 365-8273

1000 CD's \$699

1000 CD'S only \$1180

Includes 3 color CD face, jewel box & shrink wrap. Major label quality. Fast!

1-888-GROOVE-8

The future of CD-R surface printing... now!
AFFEX SK7 1440x720 dpi

If you are "burning" CDs, you need our CD printer

Call for information!
toll free (U.S.) **888.99AFFEX**
bc 714.434.1242
email: affex@pacbell.net www.affex.com

****A great deal!****

Real-time cassettes—Nakamichi decks, chrome tapes—the best! Album length \$1.50/100. On-cass. printing/inserts avail. Grenadier, 10 Parkwood Ave., Rochester, NY 14620. (716) 442-6209 eves.


DIGITAL FORCE®

149 MADISON AVENUE NY, NY 10016

212-252-9300
www.digitalforce.com

Expanded State-of-the-Art Mastering Facility

TOTAL CD, CD-ROM, DVD & CASSETTE PRODUCTION



CD - R DUPLICATION

1+	3.99	100+	2.49
25+	3.49	200+	2.24
50+	2.99	300+	1.99

Price Includes: CD - R Duplication, Direct Imprinting, Jewel Box, Insertion, and Shrinkwrapped



(409) 756-6861

RECORDS, TAPES & CDS

Random Access Media

10 CD's • \$65

20 CD's • \$120

50 CD's • \$250

buy 50, get 5 CD's FREE

24-Bit MASTERING

• SPECIAL •

MASTER 10 SONGS

GET 10 FREE CD's

800-684-8071

888.999.1760

Short Run Duplication • Printing • Design
CD's • Cassettes • DVD • Vinyl
Conversion Media
www.conversionmedia.com

MANUFACTURERS OF CDS and CASSETTES

CD REPLICATION - CASSETTE DUPLICATION - DIGITAL MASTERING - GRAPHIC DESIGN - PRINTING - PACKAGES - ONE OFF CDS

800-289-9155
OUTSIDE U.S. 516-244-0800

Ask about our **FREE WEB PAGE** offer

[HTTP://WWW.PB.NET/~CCMUSIC](http://www.pb.net/~ccmusic)



PACIFIC NORTH COMPACT DISC

AUDIO MASTERING • GRAPHIC DESIGN • CD DUPLICATION

500 CDS FOR \$649.00

(2 COLOR PRINTING ON CD FACE & STANDARD JEWEL CASE)

OR **50 CD's starting at \$225.00** (3 DAY TURNAROUND)

500 FOR \$995.00

(INCLUDES FULL COLOR PRINTING, 2 PANEL INSERT 4/1, TRAY CARD 4/0 & CELLO WRAPPED JEWEL CASE)



1-800-662-4033

CLASSIFIEDS

100 CDs

for only

\$410!

manufactured in
as little as TWO DAYS

- Includes • **FREE design**
• **FREE b/w insert & tray**
• **On-disc printing**
• **Jewel case**

Other packages available.
Call for details and information packet.

(800) 249-1110 • (302) 999-1110

National Multimedia Services

Compact Discs • Real Time Cassettes
Digital Mastering

DRT Mastering

You **will** have the big, high-impact major-label sound that sells discs or the work is free! Custom-built analog signal chains. 1st class results. **Outstanding replication.** Free broch. 800-884-2576 www.drtmastering.com

Castle Technology, Inc.

Cassette Duplication
C-10...\$.74 C-20...\$.84 C-30...\$.94
Printing—Packaging—Labeling
Single CDs Starting at \$6.95
(800) 636-4432 or Fax (615) 399-8855
<http://members.aol.com/Castletch/castle>

HEALEY disc Manufacturing
Premier Quality CD/CD-ROM, VHS and Cassette manufacturing

CD PACKAGE INCLUDES:
Color 4 page / 2 panel insert, 2 color on CD printing pre-master, glass master, jewel box and shrink wrap.

BARCODE INCLUDED: **\$1099**
\$1599 1000 CD's

Professional mastering at affordable rates.
Special STUDIO and INDIE label rates.

Call now 1-800-835-1362
for your free catalogue www.healeydisc.com

taag DESIGN
design for the music industry

Make your CD Interactive!
CD Enhanced/Interactive Press KR **\$500.00**

1-800-410-4855

You CAN always get what you want.

CDs when you need them at the price you were promised



call for a free catalog
1-888-DISC-MFG
www.prophetmedia.com

CD Replication CD/Cassette Duplication
One-offs CD/CD-Rom hybrids DVD
Digital Mastering Professional Design
Pie-Press Mastering Exact Pricing Policy



Complete Full Color Package **We Do It All Package**
500 CDs **\$999.00** 500 CDs **\$1299.00**

Call for our wholesale manufacturing guide
1-800-582-3472
www.spinnerworldwide.com

CD & CASSETTE MANUFACTURING

Serving the country with over 25 years of experience.
The Southwest's premiere full-service manufacturing facility!

- PRINTING • GRAPHIC DESIGN • BLANK CASSETTES**
DIGITAL MASTERING & EDITING • ONE-OFF CD-RS
RETAIL READY PACKAGES! CALL FOR FREE CATALOG!

CRYSTAL CLEAR SOUND
1-800-880-0073
mc/visa accepted www.crystalclearsound.com

Universal Media
CD/DVD Manufacturing Services
25 CDs (Media, Print & Case) \$175
1,000 Bulk CDs for \$679
Ready in 7 Business Days
Tel: (408) 945-0948 or (408) 973-3514
<http://www.syntac.com/jum>

Good Vibrations - RJR Digital
RJR MASTERING
1-800-828-6537

OUR CD PRICES INCLUDE ABSOLUTELY EVERYTHING
1000 CDs • \$2175 (or less!) retail ready.
1 day promo CDs in quantities of 1 to 100.
Call for details, free samples, special quotes.
<http://www.diabloweb.com/goodvibrations>

PHONE: (615) 327-9114 **1-800-211-4689**
MEDIASWORKS INTERNATIONAL, INC.
1719 West End Avenue Suite 100
Nashville, TN 37203
FAX: (615) 327-3438
www.mediasworksintl.com

1,000 CDs \$1,825.00
(Complete Package) Full Color

Compact Discs • CD ROM • CD • /CD Enhanced
Digital Bin Cassette Duplication • Video & Vinyl • Graphic Design • Printing • Packaging

CD and Cassette Manufacturing
State of the Art Audio Mastering
Complete Graphic Design Services
E-Products (D-Location)

americanmedia MANUFACTURING

To discuss your project, call today toll free:
1 888 442 8994

MUSICIANS
Put Your Music on CD
25 CDs (Full Color Pkg) \$8 each
No Charge for Mastering and Color Set-Up
(800) 446-4548

CD Packages!

Includes: Glass Master, 3 Colors On Disc print, Jewel Case, Assembly & Overwrap!

	300 - 599.00
	500 - 749.00
	1000 - 1090.00

800-579-7010
BASE Multimedia Inc. www.bmmi.com

KLARITY QUALITY ... KLEARLY DIFFERENT ... KLEARLY BETTER

- Experience, Since 1987
- Personal Service
- Full Packages or Bulk
- Pre-Mastering & Mastering
- Tapes, CD's or Audio Visual
- Complete Graphics Arts Service
- Knowledgeable, Friendly Staff.
- Engineering

Call for a catalog & prices:
1-888-387-TAPE
www.klarity.com

CLASSIFIEDS

RECORDS, TAPES & CDS

ballistic.com YOUR LINK FOR ALL COMPACT DISC CD ROM & CASSETTE MANUFACTURING

\$999.00 1000 CD'S
2 color on disc, insertion of your printed material, standard jewel box & polystyrene

MANUFACTURED BY **EMI**

1.800.401.8273

RETAIL-READY CDs: full color inserts

25 CD Package...\$219
50 CD Package...\$349
100 CD Package...\$529

Includes: full color insert, tray card, CD label, jewel case, shrink wrap

Larger CD quantities available

SIENNA DIGITAL - 1-888-674-3662

ARE YOU GETTING YOUR MONEY'S WORTH?

FULL-SERVICE MASTERING AND POST-PRODUCTION
REVOLUTIONARY GRAPHIC SERVICES
COMPLETE INTERNET DEVELOPMENT AND HOSTING
DIGITAL BIN CASSETTE REPLICATION
DIRECT TO METAL VINYL MASTERING (HQ180™ VINYL)
CLIENT GRAPHIC PROOFING ON THE INTERNET
DIGITAL COLOR PREPRESS AND SERVICE BUREAU
COMPLETE CUSTOM RETAIL-READY PACKAGES
DISTRIBUTION SERVICES ARE AVAILABLE

500 CD Package \$1295.00
1000 CD Package \$1895.00
Combo Package \$2295.00

FREE Web Site With AUDIO FILES
WWW.GATEMUSIC.COM

THE GATE

The Gate Music Services, Inc.
1-800-655-1625 - 510-558-9045 - F 510-558-9504

PACKAGES INCLUDE: PACKAGING, MASTERING, GLASS MASTERING, FULL COLOR INSERT, 3 COLOR PRINTING ON CD OR VINYL, BAR CODE, CUSTOM GRAPHIC SERVICES, FILM, CONSULTATION AND MUCH MORE - NO HIDDEN COSTS, TAX, "MISCELLANEOUS FEES" OR "SURPRISE" EXPENSES!

It's Your BABY... and we deliver.

CD PACKAGES

500 \$750.00
1000 \$1,100.00
5000 \$4,500.00

THE MEDICINE FOR DIGITAL MEDIA
DIGIDOC PRODUCTIONS
800-DIGIDOC

Services:
• Mastering
• Design
• Film & Printing
• Web Development
• Enhanced CDs

Complete CD packages!

WAVE

300	CD's \$975	Cassettes \$396
500	\$1075	\$506
1,000	\$1637	\$752

1-800-928-3310
World Audio Video Enterprises

Retail ready including full color inserts, Bar codes, CD Rom, CD R, Mastering, Design and film services available.

Lonely Records

1 CD only \$13
10 CDs only \$85
100 CDs only \$300

mastering as low as \$30

GRAPHIC DESIGN for inserts

1 800 409-8513

1-800-TAPE WORLD or 1-800-245-6000
We'll beat any price! 6.95 SHIPPING • FREE CAT.

SONY	MAXELL	TDR	FIJI
DAT-100 5.59	EL-115-30 1.99	CDR-74 1.49	SMS-74 5.99
DAT-120 6.99	EL-115-30 1.99	CDR-90 5.99	HIS-100 5.99
DAT-150 7.99	EL-115-30 1.99	CDR-90 5.99	DR-90 6.99
DAT-180 8.99	EL-115-30 1.99	CDR-90 5.99	DR-90 6.99
DAT-210 9.99	EL-115-30 1.99	CDR-90 5.99	DR-90 6.99
DAT-240 10.99	EL-115-30 1.99	CDR-90 5.99	DR-90 6.99
DAT-270 11.99	EL-115-30 1.99	CDR-90 5.99	DR-90 6.99
DAT-300 12.99	EL-115-30 1.99	CDR-90 5.99	DR-90 6.99

TAPE WORLD

MINIDISCS

best prices in the world!!

Minidisco
2124 Kittredge St. #56
Berkeley, CA 94704
sales@minidisco.com

www.minidisco.com
sales: 510 848 6703

www.yourmusiconcd.com

10 cds - \$70
50 cds - \$200
678-442-0933
SNS
Includes CD, Label & Jewel Case

EARTH DISC

\$986.00 500 CD's
package includes: full color 2 page/4panel insert, 3 color on cd printing/glass master, jewel box, shrink wrap

\$1299.00 500 CD's
we do it all! package includes: graphic design/film full color 2 page/4panel insert, 3 color on cd printing/glass master, jewel box, shrink wrap

1-800-876-5950

DON'T WAIT!

PERFECT PROMO PACKAGES NOW!!

50 CD SINGLES \$179
150 CD SINGLES \$419

INCLUDES GRAPHICS ON DISC AND VINYL SLEEVES

FAST TURNOVER! CALL

B.R.R. 1-888-554-9334

1000 CDs: \$1150

4 panel 4/1 insert, 4/0 tray card, 2 color CD, bar code, jewel case, assembly and wrap. From your film and CD-R. Add \$245 for film. 1000 Bulk CDs: \$690

500 CDs: \$935

4 panel 4/1 insert, 4/0 tray card, 2 color CD, bar code, jewel case, assembly and wrap. Includes film! From your CD-R and art on disk. 500 Bulk CDs: \$500

CD-Rs:

100: \$300; 50: \$200; 30: \$150
With b/w label, insert, tray card and jewel case. Full color packaging also available. Call for prices. single CD-R from DAT: \$15

100 Cassettes: \$184

C-45 with b/w j-card, labels and norelco cases. Real-time duplication on BASF Chrome Plus tapes. Full color packaging also available. Call for prices. 50 tapes as low as: \$39

Fleetwood MultiMedia

1000 CDs from **\$799**
500 Chrome Tapes **\$715**
Includes Everything
Fast Turnaround
800-353-1830 (781) 599-2400

KYRIC CORPORATION

100 CDs \$375 500 CDs \$625
250 CDs \$549 1,000 CDs \$685

*add \$0.25/unit for jewel box and shrinkwrap

(800) 221-0503 **www.kyric.com**
Cassettes, Blank CD-Rs and more!

CD-ROM
CD-Audio
CD-i
Mixed Mode
CD-ROM
Audio & Video
Cassettes

Graphic Design
Printing
Interactive
Media
Slides
Floppy Disk

Bulk CD's
as low as **60¢**

Toll Free 1-888-CD SONIC (237-6642)
CD Sonic Tel: (617) 424-0670 Fax: (617) 424-0657

Call us at (888) MONKEY 5

THE MONKEYHOUSE
www.themonkeyhouse.com

Serving You **THE WAREHOUSE** Since 1975

Studio Sales & Services

Cassettes, CD, CDR duplication
RTAR DATS - ADATS - Hi8 VHS - CDs
Blank Cassettes, any length
Warehouse prices
800-483-TAPE fax: 904-398-9683
Visa - MasterCard - Discover
Internet **warehouse@jax.jaxnet.com**
2071 20th Emerson St. Jacksonville, FL 32207 904 399 0424

RECORDING LAIR MASTERING

(ESTABLISHED BY RUSS BERLIN, GERMANY)

FREE INFORMATION GUIDE ON MASTERING
(888) 881-LAIR

CLASSIFIEDS

MASTERING • MANUFACTURING • PRINTING

DIGI-ROM

CD-AUDIO • CD-ROM
REAL TIME & HIGH SPEED AUDIO CASSETTES
 COMPLETE PACKAGES • CD-ROM STRIKE-OFFS • GRAPHIC DESIGN STUDIO
 CD-ROM PRODUCTION & ARCHIVING • 1 TO 200 DISCS DUPLICATED OVERNIGHT

(800) 815-3444
 (212) 730-2111
 www.digirom.com

130 West 42nd Street • New York, NY 10036

Duplication CDs Mastering
AUDIOTECH
 www.tubular2000.com

Make your little DATs
 into **BIG** CDs
 with 24-bit digital + tube analog
 Visa/MC Fax (209) 683-2601
 Studio (209) 642-2792

Lowest Prices • Highest Quality
 Celebrating 26 years in Audio

VL70-m Volumes 1 & 2. 120 outstanding wind/breath controller sounds! Mac/PC. \$72.95
VL1/m Volumes 1 & 2. 128 responsive wind/breath controller sounds. Floppy. \$72.95
JV1080/2080/XP50 /60/80 Volume 1: "Acoustic & Analog Essentials." 128 superb patches, 32 performances. XP floppy, Mac/PC. \$32.95
K2000/2500 CD ROM 130 pro soundbanks! 2,700+ Programs! \$200
Akai EW13020m Volumes 1 & 2. 100 professional EW1 patches. Mac/PC. \$72.95. (Foreign add \$10)
 Visa/MC. (216) 221-8282.
 Email: matteblack@aol.com
 www.patchmanmusic.com

SMG MEDIA SERVICES

CD Replication
 Real-Time Cassette Duplication
 Double-Time Cassette Duplication
 Mastering/Digital Editing
 Printing & Graphic Design
 Friendly & Helpful Customer Service
 Customer Satisfaction Guaranteed
 Call for higher quantity quotes
 (800) 791-7464 • www.SmithMusicGroup.com

500 – cd's \$1,099
 500 – cassettes \$699

Complete full-color packages
 You supply the film
 3-week turn around (including color packages)

WE'LL BEAT ANY PRICE ON CD'S

- CD
- CASSETTES
- HIGHEST QUALITY
- QUICK TURNAROUND
- PERSONALIZED SERVICE
- TOTAL COMPLETE PACKAGES
- LOWEST PRICES, CALL US LAST!

(813) 446-8273

Total Tape Services
 639 Cleveland St. Clearwater, FL 34615

pro-rec.com
#1 IN SYNTH SOUNDS
SYNTH SOUNDS
SAMPLEDISKS
SAMPLINGDISCS
CD-ROMS

CALL US! (212) 675-5600
 DEMO/FAX: (212) 627-3138
 WEB: http://pro-rec.com
 EMAIL: info@pro-rec.com

FREE CATALOG!

ESP We Anticipate Your Every Need

CD REPLICATION
 Cassette Duplication
 Graphic Design & Printing
 Digital Editing & Mastering

1-800-527-9225
 (716) 691-7631 • Fax (716) 691-7732

SOFTWARE, SEQUENCES & SOUNDS

CD, CASSETTE, CDR and CD-ROM Complete Packages!

DDAI 1-800-444-DDAI
 www.4ddai.com

- CD/CASS MASTERING
- CD/CASS REPLICATION
- CEDAR RESTORATION
- GRAPHIC DESIGN
- FILMS AND PRINTING
- CD-ROM AUTHORITY

STANDARD MIDIFILES

WHEN QUALITY COUNTS
ONLY TRAN TRACKS WILL DO

World's leader in quality & service
 In business over 11 years
 Over 4000 popular songs
 Including Italian and Opera libraries
 Rhythm, Groove and Style Disks
 General MIDI compatible
 Email service

FREE demo & catalog
1-800-473-0797
www.trantracks.com

TRAN TRACKS
 MIDI SEQUENCES

350 Fifth Ave. #3304
 NYC NY 10118
 voice 973-383-6691
 fax 973 383-0797

"OUR 30TH YEAR OF FAST GUARANTEED SERVICE"

FREE CATALOG

CD-RS, HI-8, MINI DISKS, S-VHS
 MASTERING TAPE
 A-DAT, R-DAT, BULK VHS
 PLASTIC REELS, BOXES
 NORELCO, SOFT POLY BOXES
 VIDEO BOXES & SLEEVES
 SINGLE & DOUBLE CD BOX
 DCC, MQD, DDS2 AND MORE

ANDOL AUDIO PRODUCTS, INC.
 4219 14th Avenue, BROOKLYN, NY 11234
 CUSTOM LENGTHS FROM 1-126 MINUTES

LENGTH	C-10	C-20	C-30	C-40	C-50	C-60	C-70	C-80	Com
BASF CHROME PLUS	.27	.32	.37	.41	.46	.51	.57	.63	.68
TDK SA	.25	.30	.35	.39	.44	.49	.53	.58	.63
MAXELL 2II	.27	.32	.38	.44	.47	.52	.67	.70	.76
BASF CHROME SUPER	.30	.38	.75	.68	.65	.69	.80	.87	.89

100 PIECE MINIMUM

TELEX
 TDK
 BASF
 AMPEX
 maxell

IN HOUSE DIRECT ON CASSETTE PRINTING
 • CUSTOM PRINTED LABELS & J-CARDS •

maxell

IN NYC 718-435-7322 • **800-221-6578** • 24 HOUR FAX 718-853-2589
 www.andolaudio.com
 andolaudio@aol.com

FREE LABELS WITH EVERY CASSETTE ORDER
 ROUND EDGE OR STANDARD NORELCO BOXES \$0.12 EACH

CLASSIFIEDS

SOFTWARE, SEQUENCES & SOUNDS

COMPUTER MUSIC PRODUCTS
 Sound card MIDI adapter cables, MIDI & digital audio software, hardware & accessories. Online catalog:
www.musicmall.com/cmp
 MIDI Tutorials: www.jionline.com/microsites/digital/miditutorial.asp

DANGEROUS SOUNDS!

The best patches and samples for **Ensoniq keyboards**, from the ASR and TS back to the Mirage. Free Catalog! Syntaur Productions, (800) 334-1288, (409) 234-2700. Web <http://www.fatsnake.com/syntaur>

Learn to Play Your Favorite Songs!

CD Looper is the perfect music software for Windows that allows you to easily learn how to play any song directly from your computer's CD player. Because CD Looper can slow down any audio CD 2, 3 or 4 times without changing pitch, you can now learn your favorite songs note for note. No matter what instrument you play, CD Looper is the perfect tool for transcribing and learning your favorite music.

- Loops can be set anywhere within a track with 1/100th of a second resolution.
- Loops can be any length.
- Slowed loops can be sped up in 10 percent increments.
- Many other features.



CD Looper Pro Includes These NEW Plug-Ins!

NoteGrabber: Extends CD Looper's capabilities beyond CDs. Record and slow down music from any input source or existing wav files. Graphically loop any section of a wav file, down to a single note.

OverDubber: Record yourself playing over any loop in CD Looper. If your sound card supports full-duplex recording (most do), you can even record yourself playing over wav files with NoteGrabber. Record yourself playing over backing tracks. The perfect tool to help you analyze your playing.

PitchChanger: Change any loop's pitch up or down an octave in half-step increments.

CD Looper Pro is \$94.99* or you can upgrade CD Looper for only \$39.99*.



To order your copy of CD Looper call toll-free 888-3REPLAY or in NY 516-385-1398.



<http://www.replayinc.com>

*plus shipping and handling

DeComposer

Jam with the Pros!

DeComposer, the new advanced filtering program for Windows that easily removes any instrument from digital audio files.

- Include/exclude note ranges•
- Lo/Hi/Band filters•
- Notch filters•
- Boost/cut frequencies•
- Remove 50/60 Hz hum•



To order your copy today, call (888) 3REPLAY or (516) 385-1398 (NY)


<http://www.replayinc.com>

HOTTEST SOUNDS FOR YOUR SAMPLER

SAMPLE CDs - OVER 1,000 ROYALTY FREE SOUNDS ON EACH CD Since 1988



The Original DCS \$75



Vocal Bytes Vol. 1, 2 or 3 - \$99



Funky Ass Guitars \$99



Powerhouse 300 megs for Ensoniq \$199 each vol. Comprehensive collection of drums, basses, synths for Rap, Hip hop, House and Contemporary styles.



Floppy Disks available for Roland s-50, w-30, dj70 Ensoniq EPS, ASR, TS

(800) 301-6434 • Fax (562) 699-0864 • www.midimark.com

Give Your Act A Good Kick In The Gas...!

Imagine what it would be like jamming with some of the best known musicians in the world. With Midi Hits, you just step in and play along.

Over 5,000 Premium Backing Tracks

Pop, Country, Oldies, Top 40, Big Bands, Jazz, Standards, Gospel, Show Tunes, Latin, R&B, etc.

Free Catalog



Now In our 7th Year

3 Stratton Ave.
 San Carlos, CA 94070
1-(800) 593-1228

See us on the Web
www.midi-hits.com

Fax (650) 637-9776
 e-mail: midihits@pacbell.net

TRYCHO TUNES

PERFORMANCE SEQUENCES™

MIDI MUSIC WITH THE HUMAN TOUCH!

The most widely used midi sequences in the world. First in customer satisfaction for over twelve years. Over 5,000 song titles available for any musical application. All programmed in sunny California by Stephen Kern, the most respected musician in the business.

From Pop to Rock. From Country to Standards to custom programming, we've got it all!

Trycho sequences are available for most popular computer and hardware based sequencer systems. We even have stereo

audio cassette and DAT versions for non-sequencer users. Now in our 13th year, we continue to offer great selection, great prices, and full time tech support. Just a phone call away six days a week!

Whatever your musical needs, you can count on **TRYCHO TUNES** for the absolute best in midi sequences.

TRYCHO TUNES are available at many fine music & computer stores. Or order direct at:

1-800-543-8988
 2166 W. Broadway St. • Suite 330
 Anaheim, CA 92804
 Technical Hotline (909) 696-5189 • Fax (909) 696-3571
<http://www.trycho.com> • email trycho@mindspring.com

BAND-IN-A-BOX IMPROVEMENT PRODUCTS***

You can put a Better-Band-In-Your-Box. Power-User Styles, Fake Disks & More! Gen-MIDI SEQUENCE & CD-ROMs, too! **FREE** info! Norton Music & Fun, Box 13149, Ft. Pierce, FL 34979. Voicemail/fax (561) 467-2420; <http://members.aol.com/NortonMIDI/>

ENSONIQ OWNERS: Convert Sequences to/from Standard MIDI Files on IBM/PCs. Each package TS-10/12, ASR-10, EPS/EPS-16, VFX-SD/SD-1, SQ-80, SQ-1/2, KS-32, or KT-76 costs \$54.95. Convert SD-1 to TS-10 w/our SD1TS10 Conversion for \$54.95. Call for **Alesis, Kawai, Korg, PianoDisc, Yamaha, Roland, Visa/MC/Amex, Giebler Enterprises**, 26 Crestview Drive, Phoenixville, PA 19460. (610) 933-0332; fax (610) 933-0395.

MUSIC SYNTHESIZER

Construction Set
GENERATOR™ real-time modular synthesizer software.
 Download FREE Demo.
www.native-instruments.com
 (800) 665-0030 FREE brochure.

KID NEPRO

"The Patch King"

Quality Sounds for over 100 MIDI & Vintage Instruments

From:

- KORG • ROLAND • YAMAHA • ENSONIQ • EMU
- AKAI • CASIO •
- KAWAI • KURZWEIL •
- OBERHEIM • SEQUENTIAL •

View our catalog & soundlists at our website
<http://www.kidnepro.com>

Call for more info • Send \$3.00 for catalog
KID NEPRO PRODUCTIONS
 PO Box 360101 (DEPT E)
 BROOKLYN, NY 11236
 (718) 642-7802 • Fax: (718) 642-8385
 e-mail: kidnepro@aol.com

CLASSIFIEDS

WORLD CLASS MIDI FILES
 the WORKS Music Productions
 For Free Catalog & Demo Disk
 call (800) 531-5868 or visit our
 Web site www.worksmidi.com
 Popular styles, General MIDI
 compatible, e-mail delivery avail.
 Box 22681, Milwaukie, OR 97269.

Music Tools Blowout!
 Great Deals & Service
 5th Anniversary Sale
 Shop for over 10,000 products at
www.midi-classics.com
 Call 800-787-6434 NOW!
 Software, Sound Cards, Interfaces, Cables,
 Controllers, Samples, Sequences, Books, Videos
 MIDI Classics, Dept.E, Box 311, Weatogue, CT 06089

**THE BEST MIDI SEQUENCES
 MONEY CAN BUY**
 Classic Rock, R&B, Blues, and Jazz
 standards programmed by Pete Solley
**LET US SEND YOU OUR FREE
 DEMO DISK AND SEE WHY
 WE SIMPLY ARE THE BEST.**
 Call (888) 211-0634
 or fax (954) 570-9788 for song list.
CHECK OUT OUR NEW STYLE DISKS
 All credit cards accepted.
 Visit our Web site at
www.petersolleyproductions.com
Peter Solley Productions

THE SAMPLE LIBRARY IS OPEN
 Liquid Studios brings you Wide
 Open Synths Volume One. No
 short little bytes here. We give you
 the full sound, from attack through
 decay. Patches given in 4 octaves
 for full sound. \$29.90 for audio CD.
 Liquid Studios, 164 W. Eddleman
 Dr., Nineveh, IN 46164.
 (888) 711-6292
www.liquidwreckords.com

SOUND EFFECTS

Sound Effects That Scream!
 CONCEPT-FX, 195 AIFF and
 WAV sounds, royalty-free.
 Mac/PC CD-ROM
 \$49.95 + \$4 shipping.
F7 Sound and Vision
 17732 Nathan's Drive
 Tampa, FL 33647. (813) 991-4117
<http://www.f7sound.com>

EM CLASSIFIEDS WORK FOR YOU

- Text rate:** \$9.50 per line (approximately 25-32 character spaces per line); seven-line minimum. Add \$0.50 per bold word. Each space and punctuation mark counts as a character. \$66.50 MINIMUM CHARGE for each ad placed.
- Enhancements:** \$10 black border, \$25 for a color-screened background, \$25 for a reverse, \$25 for Post Office box service. Call for 4-color pricing. Charges are based on a per-insertion basis.
- Display rate:** \$117 per inch (1" minimum/half-page maximum). Logos or display advertising must be camera-ready, sized to EM column widths and specs. Frequency discount rates available; call for information.
- Special Saver rate:** \$35 for up to four lines, including first word in bold. **Only available to individuals not engaged in commercial enterprises.** No additional copy allowable for this rate.
- Closing:** **First of the month**, two months preceding the cover date (for example, the April issue closing in February 1). Ads received after closing will be held for the next month unless otherwise stated. **Cancellations will not be accepted after the closing date.** Copy changes and cancellations must be submitted in writing.
- Other requirements:** Full street address (PO boxes aren't sufficient) and phone number must accompany all requests, whether included in ad or not. All words to be **bold** should be underlined. Copy must be typed or printed legibly in standard upper/lower case. Publishers are not responsible for errors due to poor copy. Arrangement of characters may be altered in typesetting process due to space. The publishers are not liable for the contents of advertisements.
- The small print:** Only ads dealing with music, computers, or electronics will be accepted. No stated or implied discounts allowed on new-equipment sales. Publishers reserve the right to refuse or discontinue any ad deemed inappropriate.
- Art Instructions:** Logos or display advertising must be sized to EM column widths and specs. For best printing results please provide exact size film (emulsion side down) preferably with a velox proof, or camera-ready linotronic paper output, or a stat. We accept laser prints or photo copies but do not assume responsibility for their reproduction quality. Line screen should be between 90 & 133 LPI.
- Send coupon & payment to:** **Electronic Musician Classifieds:** Attn: Robin Boyce-Trubitt, 6400 Hollis St., #12, Emeryville, CA 94608 tel. (800) 544-5530 or (510) 653-3307, fax (510) 653-8171, e-mail emclass@intertec.com
- Payment:** **Must be included with copy: check, Visa, MasterCard, or American Express accepted. Sorry, no billing or credit available.**

ATTACH YOUR CLASSIFIED AD COPY ON A SEPARATE SHEET, TYPED DOUBLE-SPACED OR PRINTED CLEARLY IN CAPITAL AND LOWER-CASE LETTERS.

Company Name _____
 Name _____
 Address (no PO boxes) _____
 City _____
 State _____
 Zip _____
 Phone () _____
 Signature _____

CALL FOR COLOR CLASSIFIEDS RATES


- INSERT THIS AD IN THE _____ ISSUE OF EM.
 Categories available (PLEASE CHECK ONE)
- ACOUSTIC PRODUCTS
 - BUSINESS OPPORTUNITIES
 - COMPUTER SYSTEMS
 - EMPLOYMENT OFFERED
 - EQUIPMENT FOR SALE
 - EQUIPMENT INSURANCE
 - EQUIPMENT WANTED
 - INSTRUCTION
 - INTERNET SERVICES
 - MAINTENANCE SERVICES
 - PARTS & ACCESSORIES
 - RECORDING SERVICES & REPAIRS
 - RECORDS, TAPES & CDS
 - SOFTWARE, SEQUENCES & SOUNDS
 - SONGWRITING
 - SOUND EFFECTS

Display (\$117 per inch)	\$ _____
Lines @ \$9.50 (seven-line minimum)	\$ _____
Bold @ \$0.50 additional	\$ _____
Border @ \$10	\$ _____
Reverse @ \$25	\$ _____
Screen @ \$25	\$ _____
Blind PO box @ \$25	\$ _____
Special Saver rate =	\$ 35
TOTAL PAYMENT INCLUDED \$ _____	
<input type="checkbox"/> Visa	<input type="checkbox"/> MC
<input type="checkbox"/> AmEx	<input type="checkbox"/> Discover
<input type="checkbox"/> Check/Money Order # _____	
Card # _____	Exp. _____

YOU WANT POWER?



Start with a **Power Macintosh or G3** computer — more affordable and powerful than ever before, and still the world's best computer for professional MIDI and audio recording. Next, turn your Power Mac in to a true, pro quality audio workstation with the amazing new **2408 Hard Disk Recording System of Mark of the Unicorn**. Enjoy 24 inputs/outputs (expandable up to 72 I/O!) and as many simultaneous tracks as your computer allows. The 2408 connects directly to both ADAT and DA-88 recorders and offers advanced features like 24-bit recording capability and sample-accurate audio transfers with no additional hardware. No other system even comes close to offering this much for under \$1,000.



The 2408 excels where others fear to tread. Most systems choke you with too few I/O. Not the 2408! Think 24 I/O in the core system! Want sample accurate sync between your computer and your ADAT or DA-88 recorder? Don't even think about it with most systems. The 2408 is perfect for the hybrid hard disk/MDM studio. And it includes **MOTU'S AudioDesk** software at no additional charge which includes more than a dozen great MOTU Audio plug-ins including PreAmp-1 tube preamp emulator, eVerb, Sonic Modulator and more! A complete multitrack audio recording environment that offers easy editing, 32-bit plug-in architecture and sample-accurate sync with any ADAT — without additional expensive hardware!

And who better to supply the plug-ins than **WAVES!** You know WAVES as the premiere software pioneer that developed those amazing high-end audio processing tools. Well, check out their **Waves NATIVE POWER PACK for the MOTU Audio System** — a suite of powerhouse plug-ins, fully compatible with the MOTU 2408 and Digital Performer (and 14 other platforms, as well)! The **L1-Ultramaximizer, C1 Compressor, Q10 ParaGraphic EQ, S1 Stereo Imager** and **TrueVerb** all run real-time with no additional hardware. Best of all, these are the very same pro quality as WAVES' award-winning TDM plug-ins at a fraction of the cost.



L1 ULTRAMAXIMIZER. Burn hot CDs, with maximum resolution! Maximize levels with minimum distortion, and maximize resolution with IDR (Increased Digital Resolution) dithering/requantizing system. The Ultramaximizer combines Lookahead™ peak limiting with advanced requantization for maximum level and highest resolution in all audio applications, from CD mastering to multimedia.

C1 COMPRESSOR / GATE. The ultimate dynamics processor! It is a Parametric Compressor/Limiter/Expander. You can select any frequency range you want to process dynamically or use it as a traditional wideband device. High-frequency limiters, midrange expanders, hiss gates, and more...An expert tool for any application requiring compression, expansion or gating. C1 offers mono or full stereo capabilities.

Q10 PARAGRAPHIC EQ. Surgical-precision 10-band parametric equalizer with select-and-drag graphic display. Huge 200+ setup library with EQs, design tools, de-emphasis curves, too much to describe. Q10 provides precision control of EQ from subtle to extreme. Ideal for any aspect of audio production. Q10 works in mono or stereo with 1 to 10 bands of equalization.

TRUEVERB. This virtual space room-acoustics emulator combines two separate modules: an Early Reflections simulator and a Reverb to produce high quality, natural-sounding room effects. You can define room size, decay time and frequency response, and even the distance (beyond the speakers) to the sound source. Flexible, informative graphic interface plus comprehensive setup library.

S1 STEREO IMAGER. Unmatched imaging tools: widening, rebalancing, re-centering, and MS functions. Includes phase-compensated Blumlein shuffler. The S1 is a unique set of tools for re-mastering stereo mixes by enhancing and altering the stereo effect, designed for use whenever the best stereo effect from a stereo track, mix or recording is required for mixing, mastering or remix applications.

The MOTU 2408 with AudioDesk and Waves Native Power Pack are available separately or in an exclusive **Power Studio Bundle** from Sweetwater Sound!
Call (800) 222-4700 now for your direct "ProNet" price!

GET THE **MOTU/WAVES** **POWER STUDIO BUNDLE**

Why is Sweetwater Sound your premium music technology source for the MOTU/WAVES POWER STUDIO and all your other recording and MIDI gear?

1. Convenience — you get the right gear, when you need it!

It's like having a huge warehouse of music gear right outside your front door! One call gets you all the top brands — no chasing around all over town. Why put up with any hassles?

2. Savings — you get our direct "ProNet" prices.

We stock in tremendous quantity to get the lowest possible cost from our vendors. We pass the savings directly to you with our ProNet pricing. Why spend more?

3. Service — you get great tech support and service free of charge!

Need help with an installation? Have confusing problems? We know our stuff cold. We don't pass the buck — we get you back to your music as fast as possible. Why wait?

4. Respect — you get treated with respect.

Shouldn't shopping for gear be easy and fun? We'll do everything we can to make sure you have a great time selecting and building your rig, without pulling out your hair! Why not enjoy yourself?

Get this exclusive bundle from Sweetwater Sound. Our "ProNet" pricing saves you money. And we include free technical support to make sure your rig works flawlessly! Tired of sluggish, high latency consumer audio formats? I/O challenged? Why not call us right now about the many benefits of the POWER STUDIO BUNDLE?

**ATTENTION:
CURRENT AND NEW
2408 OWNERS!**

Want to add MIDI Sequencing?
**Upgrade AudioDesk
to DIGITAL PERFORMER
at a special upgrade price**

(MSRP: \$795). Call now and you can have the multiple award-winning Digital Performer tomorrow!



MOTU's 2408 offers full, multi-channel compatibility with VST (Mac and Windows), CakeWalk Pro Audio, Logic Audio (Mac and Windows — coming soon), Vision DSP, Sound Forge, Samplitude, Cool Edit Pro and many others.



WINDOWS USERS!

*The 2408 works great under Windows!
And Waves outsells all the other
competition combined!*



MUSIC TECHNOLOGY DIRECT — and the Best value Guaranteed!

Why wait another minute to get the Desktop Studio you've been dreaming of? The MOTU 2408 and WAVES Native Pack are shipping now!

Call (800) 222-4700

(219) 432-8176 • FAX (219) 432-1758 • sales@sweetwater.com
5335 BASS ROAD • FORT WAYNE, INDIANA 46808





FINAL MIX

By Larry the O

Both Sides Now

At some point, all of us who work with electronic equipment level criticisms at manufacturers, and often rightfully so. Manufacturers have been known to make announcements, institute policies, and release products that show, shall we say, a less-than-complete grasp of their customers' needs and desires. Sometimes it seems almost inconceivable that a company could do some of these phenomenally stupid or greedy things and yet survive and even prosper.

There is often, however, another side to the matter. I'm not about to be an apologist for manufacturers here, and anyone who has read my articles knows that I never hesitate to hit a company for something that I think misses the mark. But it is always worthwhile to attempt to gain more understanding by seeing the world through another's eyes.

The fundamental premise underlying almost everything a manufacturer does is that they are in business to make money. In and of itself, this is not a bad thing; it's the way our society and economy are structured. Besides, the Bible does not say that money is the root of all evil; it says the

love of money is a root of all evil (1 Timothy 6:10). We all have to make a living. Furthermore, on the whole, there is very little money in our industry in comparison with pharmaceuticals, for example, or computers, or even video production for broadcast.

Add to that the degree to which electronic music and audio are technology-driven and the astonishing speed at which technology changes. Not only does this present the problem that a product may be virtually obsolete the day that it ships, but it also highlights the larger difficulty of predicting where technology is going. Companies must also commit resources to products before knowing whether the products will be accepted by consumers.

Where do we see this played out? One place is software upgrades. Software can require fewer physical resources to develop than hardware, and its costs can be completely amortized over time, whereas hardware costs never go away. But software development is time-intensive and difficult to accurately schedule. For a small company, there may be only one person working on software

development, and that person spends absurd amounts of hours trying to keep up with the competition. That, along with the small quantities they can expect to sell into our little market, are frequently the reasons that software upgrades are late, buggy, and cost more than you want to spend. These are also the motivations for using hated copy-protection schemes.

Large companies, too, are subject to development pressures. Investors behind the scenes push management to release new products ahead of the competition. A company that raised money to develop an innovative and ambitious product must announce a product that is barely more than a plausible concept in order to drum up market interest. Then the company receives heavy pressure from its backers to push the product out the door. The result? Products are often released as much as a year or more after being announced, sometimes with a veritable nest of nasty bugs hiding inside.

It is possible to successfully ride the economic and development tiger. Management and engineering teams that achieve this can separate great companies from mediocre or awful ones. Of course, even top manufacturers don't often provide us with perfect dream tools at dirt-cheap prices, but they do earn a reputation for quality, value, and vision. That reputation is the most important asset a company can have.

Larry the O is a musician, producer, engineer, and sound designer whose San Francisco-based company, Toys in the Attic, provides a variety of musical and audio services. He does not have a TV, VCR, cell phone, or Web page, but he holds the distinction of introducing the term stud muffin to audio writing.

Electronic Musician's 1998 Choice for Best Microphone —*at any price.*

RØDE™ NT1 Large Diaphragm Condenser Microphone


Here's What They Said:

"It gets our award for two simple reasons: It sounds great, and it's as inexpensive as they come. You need adjectives? How about fat, warm, and present? Heck, how about rich, sexy, and downright delectable? We won't hide our surprise in learning that the NT1 held its own, at least tonally, against mics costing four and five times the money."

—EM Editors, January 1998, EM

"The NT1 sounded surprisingly good on just about everything, but I especially liked it on vocals, on acoustic guitar, and as a drum overhead. This mic has a very open and detailed sound with lots of presence."

—Brian Knave,
April 1998, EM



"The NT1 has a rich, stunning sound—very transparent, present, and brightly detailed—that would prove a valuable addition to any mic cabinet."

—Brian Knave, April 1998, EM

"...the NT1 compared very favorably to both the AKG C414 and the Neumann U 87—and that's saying a lot!"

—Brian Knave, April 1998, EM

"...puts vocal tracks right in your face with startling clarity."

—Brian Knave, April 1998, EM

"...cymbals and hi-hats were reproduced exceptionally well..."

—Brian Knave, April 1998, EM

"...it really helped a dark-sounding acoustic guitar cut through a busy rock mix, and on a gut-string classical guitar, it captured the warmth of the instrument while detailing the high end and minimizing boominess."

—Brian Knave, April 1998, EM



1998 NOMINEE


Don't Trust What You Read? Trust What You Hear.

Send for a free RØDE Microphone Audio Demo CD.
Write to "Free CD," c/o Event at the address on this page,
or visit our special Web address, <http://www.event1.com/rodecd/>



P.O. Box 4189
Santa Barbara, CA 93140-4189
Voice: 805-566-7777
Fax: 805-566-7771
E-mail: info@event1.com
Web: www.event1.com

Now that you've been introduced...



...get to know the 2408 with your favorite audio software.

- The 2408 is the break-through hard disk recording system you've been waiting for. \$995 for a core system (24 inputs/outputs). \$695 for each 24-channel expansion I/O.
- The 2408 works great with all leading audio software for Mac OS and Windows 95/98 — and it's now shipping for both Mac and PC!
- Enjoy 24 simultaneous inputs/outputs with your favorite Mac and Windows audio software (via ASIO & Wave drivers), including
 - 8 channels of 20-bit analog I/O, 24 channels of ADAT optical & TDIF digital I/O, and stereo S/PDIF I/O (with an extra S/PDIF stereo out for printing stereo mixes to your DAT deck).
 - Expandable to 72 active inputs/outputs — use as many as your software & computer allow.
 - Play back as many tracks as your audio software allows — take advantage of the 2408's economical driver design for maximum performance.
- 100% compatible with all host-based effects processing in your favorite audio software.
- 16-bit recording at either 44.1 or 48 KHz.
- 20-bit recording “right out of the box” with any software that supports 24-bit recording.
- 24-bit recording with any 24-bit capable audio software via 24-bit hardware (mixer, preamp, FX processor, or other device) that connects digitally to the 2408's ADAT optical or Tascam TDIF connectors.
- Enjoy the lowest host-based latency in the industry with the 2408's adjustable buffer sizes and exclusive Cue Mix™ feature — regardless of which software you use.
- Get started quickly with the 2408's interactive setup wizard (on both Mac OS and Windows).
- Includes AudioDesk™ full-featured sample-accurate workstation software for MacOS with recording, editing, mixing, real-time 32-bit effects processing & sample-accurate sync.



Mark of the Unicorn, Inc. • 1280 Massachusetts Avenue • Cambridge MA 02138 • 617-576-2760 • 617-576-3609 fax • www.motu.com

© 1998 Mark of the Unicorn, Inc. All trademarks are property of their respective holders.

circle #501 on reader service card