

Surround Mixing in the Personal Studio

SEPTEMBER 2005

# Electronic Musician<sup>®</sup>

PERSONAL STUDIO | RECORDING | PRODUCTION | SOUND DESIGN

## SEQUENCING *on a Shoestring*

A Dozen Programs  
That Deliver  
Amazing Value

Understanding  
Chorus and Delay

How to Warm Up  
Digital Tracks  
with Analog Gear

Creating Unusual  
Vocal Effects

### REVIEWS

Apple Soundtrack Pro 1.0

Genelec 8030A

Arturia ARP 2600 V 1.0

Mindprint TRIO

*and 6 more*



John  
Medeski

NEW MUSIC, OLD-SCHOOL APPROACH



A PRIMEDIA Publication



WWW.EMUSICIAN.COM





**FOR MOST FOLKS,  
ANY FIREWIRE  
INTERFACE WILL DO.  
  
FOR THE OBSESSED,  
THERE'S ONYX.**

Ordinary FireWire audio interfaces are fine for capturing your musical ideas on the go. But if you're the type of musician or engineer who won't compromise quality, then you need to audition the Onyx 400F Studio Recording Preamp with 192kHz FireWire I/O.

This professional 10-channel premium mic preamp / audio interface features four boutique-quality Onyx mic preamps, with superior headroom, sonic detail and clarity vs. the competition (123dB dynamic range and .0007% THD, measured in the real world). The Onyx 400F also offers TRS inserts for inserting your favorite outboard gear into your

signal path before sending it to your Mac or PC. And an internal 10 x 10 DSP Matrix Mixer with 64-bit floating point processing and full recall—a feature not found on any other FireWire interface, at any price.

With mastering-grade 24-bit/192kHz AKM® audio converters, true 192kHz operation at full channel count, a powerful standalone operation mode, and robust aluminum-and-steel construction, the Onyx 400F boasts fanatical attention to every last detail. Not to mention exceptionally open, natural and revealing sound worthy of your finest projects. Visit [www.mackie.com/onyx400f](http://www.mackie.com/onyx400f) to feed your obsession.



**MACKIE ONYX 400F: FOUR BOUTIQUE MIC PREAMPS W/ 192KHZ FIREWIRE I/O. PLUG IN TO ONYX.**



[www.mackie.com](http://www.mackie.com) ☎ 425 487 4333 (Outside U.S.) ☎ 800 898 3211 (Toll free within U.S.)

**MACKIE®**

© 2005 Mackie Electronics, Inc. All rights reserved. "MACKIE" and the "Running Man" Figure are registered trademarks of Mackie Electronics, Inc. All other trademarks are property of their respective owners. All prices subject to change. Learn to love it. Move it.








Introducing  
the **professional choice**  
for **guitar amp**  
and **effects software**

**GTR**  
Guitar Tool Rack



Designed in association with Paul Reed Smith Guitars



**Waves Amp: a new standard for pro sound**



**Waves Stomp: Over 20 Virtual Stomp effects**



**Hardware interface delivers superior signal**

Virtual Amp and effects that meet the highest professional demands for guitar tone and dynamics.

Find out more from your Waves dealer or at [www.waves.com](http://www.waves.com)



The Professional Standard

# OPEN THE NEXT CHAPTER

For over 40 years Korg has written the book on groundbreaking, great-sounding instruments. Now we're proud to introduce the revolutionary OASYS Open Architecture Synthesis Studio, the newest chapter in this legacy of expertise and innovation.

OASYS unites three state-of-the-art synth engines, powerful and expressive controllers, 16 tracks of hard-disk recording, MIDI sequencing, plus inspiring second-generation KARMA technology.

Our unique Open Architecture allows your OASYS to continually integrate the latest Korg technologies, backed by uncompromising hardware integrity. The color TouchView display and intuitive interface harness all this power to make creating music easier and more exciting than ever. OASYS is the next chapter in your musical journey.

Experience OASYS today - online at [www.korg.com/OASYS](http://www.korg.com/OASYS) and at an exclusive OASYS retailer.



## KORG

THE FUTURE IS OPEN

# OASYS

OPEN ARCHITECTURE SYNTHESIS STUDIO

©2005 Korg USA, 316 S. Service Road, Melville, NY 11747 • (631) 390-8737 • [www.korg.com](http://www.korg.com)  
KARMA® (Kay Algorithmic Realtime Music Architecture) and the KARMA Logo are registered trademarks representing patented technology licensed from Stephen Kay, Karma Lab LLC, [www.karma-lab.com](http://www.karma-lab.com).





# Superiority

Does Not Need To Be

# Complex

Creating great music is difficult.  
Recording it should be easy. Korg's D3200 is an  
easy-to-use, professional-grade, 32-track digital studio.  
It has all the features of a recorder three times the cost.  
You make music. The D3200 makes it sound incredible.  
It's that simple.



- > Capture the mood and the music with twelve tracks of simultaneous 16 or 24-bit recording
- > Navigate easily with Korg's intuitive ClickPoint™ and Knob Matrix controls

## KORG

[www.korg.com](http://www.korg.com)

©2005 Korg USA, 316 S. Service Road, Melville, NY 11747 • (631)390-8737


- > Create an entire drum track in real time using Korg's exclusive Session Drums™
- > Charm your inner producer with modeling effects and automated mixing

# Beauty is more than skin deep.

The new RØDE NT2-A delivers where others fail.

While on the surface they may appear similar, no other microphone delivers the same combination of structural, electronic and acoustical engineering excellence at anywhere near its asking price.


The RØDE NT2-A...  
the sound of true beauty.



The HF-1 Capsule  
- from the award  
winning K2 Tube Mic.

Computer modeled  
non-resonant substructure.

Surface mount technology:  
ensuring unsurpassed  
signal purity and industry  
recognized lowest self noise.



Variable Polar, Pad  
& High Pass Filter

## NT2-A

Proudly designed and manufactured in Australia  
[www.rodemic.com](http://www.rodemic.com)

**RØDE**  
MICROPHONES



# INSIDE

## FEATURES

### 37 STUDIO IN THE ROUND

Is it time to equip your studio for surround production? Six pros who create multichannel mixes for music, video, and games give advice about when and how to prepare for surround-sound projects.

By Rusty Cutchin

### 50 SEQUENCING ON A SHOESTRING

Low-cost digital audio sequencers are an attractive option for musicians who are on a tight budget. They can be a great choice for anyone who doesn't need the huge feature sets that high-end programs have. EM rounds up a dozen lower-priced sequencers for Mac and Windows, and reveals their strengths and weaknesses.

By Dennis Miller,  
Brian Smithers, and Geary Yelton

### 85 PRODUCTION VALUES: BEING JOHN MEDESKI

John Medeski of Medeski, Martin and Wood discusses why he loves vintage keyboards and is skeptical of digital gear. He talks about the recording sessions for the trio's latest CD and takes us on a tour of the band's Brooklyn-based project studio, Shacklyn.

By Paul Tingen

**Electronic Musician®** (ISSN 0884-4720) is published monthly by PRIMEDIA Business Magazines & Media Inc., 9800 Metcalf Ave., Overland Park, KS 66212 ([www.primediabusiness.com](http://www.primediabusiness.com)). This is Volume 21, Issue 9, September 2005. One-year (12 issues) subscription is \$24. Canada is \$30. All other international is \$50. Prices subject to change. Periodicals postage paid at Shawnee Mission, KS, and additional mailing offices. Canadian GST #129597951. Canada Post International Publications Mail Product (Canadian Distribution) Sales Agreement No. 40597023. Canada return address: DP Global Mail, 7496 Bath Road, Unit 2, Mississauga, ON L4T 1L2. POSTMASTER: Send address changes to Electronic Musician, P.O. Box 640, Mt. Morris, IL 61054 USA.



DMITRY PANICH

## COVER STORY

85



## DEPARTMENTS

- 10 FIRST TAKE
- 14 LETTERS
- 18 EMUSICIAN.COM  
TABLE OF CONTENTS
- 20 WHAT'S NEW
- 148 AD INDEX
- 149 MARKETPLACE
- 154 CLASSIFIEDS

## Seq and Ye Shall Find

When we discuss digital audio sequencers in EM, we usually focus on the professional-level programs, such as Cakewalk Sonar, Steinberg Cubase and Nuendo, Mark of the Unicorn Digital Performer, Digidesign Pro Tools, and Apple Logic Pro. We do cover lower-priced digital audio sequencers, but not as often as we do the higher-end programs. This month, though, we decided to give credit where credit is due, and we produced a cover story dedicated to budget digital audio sequencers (see "Sequencing on a Shoestring" on p. 50).

At one time, low-cost sequencers were so stripped down compared with professional programs that they were useful only for beginners who were thrilled just to be able to record a few MIDI tracks. Today, however, many budget programs offer far more capabilities than you might expect. True, budget programs still don't offer the deep feature sets found in professional programs. But the more features that a developer crams into a professional program, the more complex its user

interface becomes. And if your project doesn't require pro-level features, why wade through a complex user interface to find the basic features you need?

The first time I launched Apple GarageBand 1.0, I recorded all the final tracks I needed for a song demo within one hour. Admittedly, I knew the parts, and I wasn't concerned about capturing a perfect lead vocal. And I used the bundled drum loops to whip out a simple drum part. The bottom line, though, is that I spent exactly zero minutes learning the program, and I easily found all of the features I needed. I learned that it's much easier to use a basic rather than a professional program to knock out a simple piece or as a musical scratch pad.

So if you're a serious sequencer user, don't overlook these low-cost wonders. It would be a mistake to assume that just because they're inexpensive, they aren't of value. And if you are just getting into digital audio sequencers, check out the budget software first. One of these programs might be all you need for a long time to come.

\*\*\*\*\*

The EM staff recently learned that our old friend Dr. Bob Moog has an inoperable brain tumor of the type known as a glioblastoma multiforme or GBM. As virtually all EM readers surely know, the good doctor has legions of friends and admirers worldwide. As a result, his family cannot possibly deal with direct personal mail or phone calls.

Fortunately, the Moogs have set up a CaringBridge Web site at [www.caringbridge.com/cb/inputSiteName.do?method=search&siteName=bobmoog](http://www.caringbridge.com/cb/inputSiteName.do?method=search&siteName=bobmoog). There, you can get accurate and up-to-date information from Bob's wife, Ileana, about how he is doing, and you can leave messages of sympathy, thanks, prayer, and encouragement. Every electronic musician owes a huge debt to Bob Moog, and there's no finer man in our industry than he. I ask every EM reader to please send healing thoughts and prayers his way.



Steve Oppenheimer  
Editor in Chief

## Electronic Musician®

WWW.EMUSICIAN.COM A PRIMEDIA PUBLICATION

**EDITOR IN CHIEF**  
Steve Oppenheimer,  
soppenheimer@primediabusiness.com

**MANAGING EDITOR**  
Patricia Hammond, phammond@primediabusiness.com

**SENIOR EDITORS**  
Mike Levine, mlevine@primediabusiness.com  
Gino Robair, grobar@primediabusiness.com

**ASSOCIATE EDITORS**  
Rusty Cutchin, emeditorial@primediabusiness.com  
Dennis Miller, emeditorial@primediabusiness.com  
Len Sasso, emeditorial@primediabusiness.com  
Geary Yelton, gyelton@primediabusiness.com

**ASSISTANT EDITOR**  
Matt Gallagher, mgallagher@primediabusiness.com

**COPY EDITOR**  
Lori Kennedy, lkennedy@primediabusiness.com

**CONTRIBUTING EDITORS**  
Michael Cooper, Mary Cosola, Marty Cutler,  
Maureen Droney, Larry the O, George Petersen,  
David Rubin, Rob Shrock, Scott Wilkinson

**DIRECTOR OF NEW MEDIA**  
Tami Needham, tneedham@primediabusiness.com

**GROUP ART DIRECTOR**  
Dmitry Panich, dpanich@primediabusiness.com

**ART DIRECTOR**  
Laura Williams, llwilliam@primediabusiness.com

**ART DIRECTOR, SPECIAL PROJECTS**  
Mike Cruz, mcruz@primediabusiness.com

**INFORMATIONAL GRAPHICS**  
Chuck Dahmer

**SENIOR VICE PRESIDENT**  
Peter May, pmay@primediabusiness.com

**ADMINISTRATIVE ASSISTANT**  
Karen Carter, kcarter@primediabusiness.com

**PUBLISHER**  
Dave Reik, dreik@primediabusiness.com

**ASSOCIATE PUBLISHER**  
Joe Perry, jperry@primediabusiness.com

**EAST COAST ADVERTISING MANAGER**  
Jeff Donnerwerth, jdonnerwerth@primediabusiness.com

**NORTHWEST/MIDWEST ADVERTISING MANAGER**  
Greg Sutton, gsutton@primediabusiness.com

**SOUTHWEST ADVERTISING MANAGER**  
Mari Deetz, mdeetz@primediabusiness.com

**ONLINE SALES AND MARKETING MANAGER**  
Samantha Kahn, skahn@primediabusiness.com

**LIST RENTAL**  
Marie Briganti, (845) 732-7054, marie.briganti@walterkarl.infousa.com.

**MARKETING AND EVENTS DIRECTOR**  
Christen Pocock, cpocock@primediabusiness.com

**MARKETING COORDINATOR**  
Clarina Raydmanov, craydmanov@primediabusiness.com

**MARKETING AND EVENTS COORDINATOR**  
Megan Koehn, mkoehn@primediabusiness.com

**CLASSIFIEDS/MARKETPLACE ADVERTISING DIRECTOR**  
Robin Boyce-Trubitt, rboyce@primediabusiness.com

**WEST COAST CLASSIFIED SALES ASSOCIATE**  
Kevin Blackford, kblackford@primediabusiness.com

**EAST COAST CLASSIFIED SALES ASSOCIATE**  
Jason Smith, jsmith@primediabusiness.com

**CLASSIFIEDS PRODUCTION COORDINATOR**  
Jennifer Kneebone-Laurie, jkneebone@primediabusiness.com

**GROUP PRODUCTION MANAGER**  
Melissa Langstaff, mlangstaff@primediabusiness.com

**ADVERTISING PRODUCTION COORDINATOR**  
Jennifer Scott, jhall@primediabusiness.com

**GROUP AUDIENCE MARKETING DIRECTOR**  
John Rockwell, jrockwell@primediabusiness.com

**DIRECTOR OF HUMAN RESOURCES**  
Julie Nave-Taylor, jnave-taylor@primediabusiness.com

**OFFICE COORDINATOR/RECEPTIONIST**  
Lara Duchnick, lduchnick@primediabusiness.com



# We Have A Few Choice Words For You.

Sonic Quality. Features. Flexibility. Selection. Price. And Reliability. When choosing your next mixing console,

consider that these words each describe a major competitive advantage of Yamaha MG-Series mixers.

Visit [www.yamaha.com/proaudio](http://www.yamaha.com/proaudio) for details, then go see your favorite Yamaha Pro Audio dealer

to make your final choice. Prices range from \$129 to \$1299 MSRP.





# Learn Master **Create**

Focal Press books for the audio professional





## New Edition

- This bestselling guide to recording covers the latest digital techniques for professional and home studios, as well as recording on location
- Includes a CD packed with audio clips
- Fully revised and updated, this edition also includes essential information on computer recording

Now Available 0240806859 \$39.95

## Other Can't Miss Books



Save 10% PLUS order now and receive free shipping. Go to [www.focalpress.com](http://www.focalpress.com) or call 1-800-545-2522 to order. Use offer code 80792 to receive your discount!



[www.focalpress.com](http://www.focalpress.com)

## PRIMEDIA

Business Magazines & Media

### PRESIDENT

John French, [jfrench@primediabusiness.com](mailto:jfrench@primediabusiness.com)

### CHIEF OPERATING OFFICER

Andrea Goldschlager, [agoldschlager@primediabusiness.com](mailto:agoldschlager@primediabusiness.com)

### PRIMEDIA INC.

745 Fifth Ave., New York, NY 10151

### CHAIRMAN

Dean Nelson, [dean.nelson@primedia.com](mailto:dean.nelson@primedia.com)

### PRESIDENT AND CHIEF EXECUTIVE OFFICER

Kelly Conlin, [kelly.conlin@primedia.com](mailto:kelly.conlin@primedia.com)

### VICE CHAIRMAN & GENERAL COUNSEL

Beverly Chell, [beverly.chell@primedia.com](mailto:beverly.chell@primedia.com)

### EDITORIAL, ADVERTISING, AND BUSINESS OFFICES:

6400 Hollis St., Suite 12, Emeryville, CA 94608, USA (510) 653-3307.

**SUBSCRIBER CUSTOMER SERVICE:** To subscribe, change your address, or check on your current account status, go to [www.emusician.com](http://www.emusician.com) and click on Customer Service for fastest service. Or email [ecmn@kable.com](mailto:ecmn@kable.com), call toll-free (800) 245-2737 or (815) 734-1216, or write to P.O. Box 640, Mt. Morris, IL 61054.

**REPRINTS:** Contact FosteReprints to purchase quality custom reprints or eprints of articles appearing in this publication at (866) 436-8366 ((219) 879-8366 outside the U.S. and Canada). Instant reprints and permissions may be purchased directly from our Web site; look for the RSCopyright tag appended to the end of each article.

**BACK ISSUES:** Back issues are available for \$10 each by calling (800) 245-2737 or (815) 734-1216.

**PHOTOCOPIES:** Authorization to photocopy articles for internal corporate, personal, or instructional use may be obtained from the Copyright Clearance Center (CCC) at (978) 750-8400. Obtain further information at [www.copyright.com](http://www.copyright.com).

**ARCHIVES AND MICROFORM:** This magazine is available for research and retrieval of selected archived articles from leading electronic databases and online search services, including Factiva, Lexis-Nexis, and ProQuest. For microform availability, contact ProQuest at (800) 521-0600 or (734) 761-4700, or search the Serials in Microform listings at [www.proquest.com](http://www.proquest.com).

**PRIVACY POLICY:** Your privacy is a priority to us. For a detailed policy statement about privacy and information dissemination practices related to Primedia Business Magazines & Media products, please visit our Web site at [primediabusiness.com](http://primediabusiness.com).

**CORPORATE OFFICE:** PRIMEDIA Business Magazines & Media Inc., 9800 Metcalf, Overland Park, KS 66212, (913) 341-1300 — [primediabusiness.com](http://primediabusiness.com)

COPYRIGHT 2005

PRIMEDIA Business Magazines & Media Inc.

ALL RIGHTS RESERVED.



PRINTED IN THE USA.  
ALSO PUBLISHERS OF MIX®, REMIX™, MUSIC EDUCATION TECHNOLOGY™, COMPUTER MUSIC PRODUCT GUIDE™, PERSONAL STUDIO BUYER'S GUIDE®, AND DIGITAL HOME KEYBOARD GUIDE™.

[WWW.EMUSICIAN.COM](http://WWW.EMUSICIAN.COM)

Great gear and great tracks...**BUT...**  
your mix doesn't sound the same in the car?

# Tune Your Room!

If you think it's the gear, think again.  
Your sound is only as good as the acoustics in your room!

Visit [Auralex.com](http://Auralex.com) or call  
1-800-95-WEDGE for your  
FREE Room Analysis.

After 25 years and over 10,000 studios,  
we're the experts at helping you achieve  
**TOTAL SOUND CONTROL™.**





# We Have A Few Choice Words For You.

Sonic Quality. Features. Flexibility. Selection. Price. And Reliability. When choosing your next mixing console, consider that these words each describe a major competitive advantage of Yamaha MG-Series mixers.

Visit [www.yamaha.com/proaudio](http://www.yamaha.com/proaudio) for details, then go see your favorite Yamaha Pro Audio dealer to make your final choice. Prices range from \$129 to \$1299 MSRP.





# Learn Master **Create**

Focal Press books for the audio professional



## New Edition

- This bestselling guide to recording covers the latest digital techniques for professional and home studios, as well as recording on location
- Includes a CD packed with audio clips
- Fully revised and updated, this edition also includes essential information on computer recording

Now Available 0240806859 \$39.95

## Other Can't Miss Books



Save 10% PLUS order now and receive free shipping. Go to [www.focalpress.com](http://www.focalpress.com) or call 1-800-545-2522 to order. Use offer code 80792 to receive your discount!



[www.focalpress.com](http://www.focalpress.com)

## PRIMEDIA

Business Magazines & Media

### PRESIDENT

John French, [jfrench@primediabusiness.com](mailto:jfrench@primediabusiness.com)

### CHIEF OPERATING OFFICER

Andrea Goldschlager, [agoldschlager@primediabusiness.com](mailto:agoldschlager@primediabusiness.com)

### PRIMEDIA INC.

745 Fifth Ave., New York, NY 10151

### CHAIRMAN

Dean Nelson, [dean.nelson@primedia.com](mailto:dean.nelson@primedia.com)

### PRESIDENT AND CHIEF EXECUTIVE OFFICER

Kelly Conlin, [kelly.conlin@primedia.com](mailto:kelly.conlin@primedia.com)

### VICE CHAIRMAN & GENERAL COUNSEL

Beverly Chell, [beverly.chell@primedia.com](mailto:beverly.chell@primedia.com)

### EDITORIAL, ADVERTISING, AND BUSINESS OFFICES:

6400 Hollis St., Suite 12, Emeryville, CA 94608, USA (510) 653-3307.

**SUBSCRIBER CUSTOMER SERVICE:** To subscribe, change your address, or check on your current account status, go to [www.emusician.com](http://www.emusician.com) and click on Customer Service for fastest service. Or email [ecmn@kable.com](mailto:ecmn@kable.com), call toll-free (800) 245-2737 or (815) 734-1216, or write to P.O. Box 640, Mt. Morris, IL 61054.

**REPRINTS:** Contact FosteReprints to purchase quality custom reprints or eprints of articles appearing in this publication at (866) 436-8366 ((219) 879-8366 outside the U.S. and Canada). Instant reprints and permissions may be purchased directly from our Web site; look for the RSCopyright tag appended to the end of each article.

**BACK ISSUES:** Back issues are available for \$10 each by calling (800) 245-2737 or (815) 734-1216.

**PHOTOCOPIES:** Authorization to photocopy articles for internal corporate, personal, or instructional use may be obtained from the Copyright Clearance Center (CCC) at (978) 750-8400. Obtain further information at [www.copyright.com](http://www.copyright.com).

**ARCHIVES AND MICROFORM:** This magazine is available for research and retrieval of selected archived articles from leading electronic databases and online search services, including Factiva, Lexis-Nexis, and ProQuest. For microform availability, contact ProQuest at (800) 521-0600 or (734) 761-4700, or search the Serials in Microform listings at [www.proquest.com](http://www.proquest.com).

**PRIVACY POLICY:** Your privacy is a priority to us. For a detailed policy statement about privacy and information dissemination practices related to Primedia Business Magazines & Media products, please visit our Web site at [primediabusiness.com](http://primediabusiness.com).

**CORPORATE OFFICE:** PRIMEDIA Business Magazines & Media Inc., 9800 Metcalf, Overland Park, KS 66212, (913) 341-1300 — [primediabusiness.com](http://primediabusiness.com)

COPYRIGHT 2005

PRIMEDIA Business Magazines & Media Inc.

ALL RIGHTS RESERVED.



PRINTED IN THE USA.  
ALSO PUBLISHERS OF MIX®, REMIX™, MUSIC EDUCATION TECHNOLOGY™, COMPUTER MUSIC PRODUCT GUIDE™, PERSONAL STUDIO BUYER'S GUIDE®, AND DIGITAL HOME KEYBOARD GUIDE™.

[WWW.EMUSICIAN.COM](http://WWW.EMUSICIAN.COM)

Great gear and great tracks...**BUT...**  
your mix doesn't sound the same in the car?

# Tune Your Room!

Citywalk Studios • Branson, MO

If you think it's the gear, think again.  
Your sound is only as good as the acoustics in your room!

Visit [Auralex.com](http://Auralex.com) or call  
1-800-95-WEDGE for your  
FREE Room Analysis.

After 25 years and over 10,000 studios,  
we're the experts at helping you achieve  
**TOTAL SOUND CONTROL.**





# The best just got better.



**Best Digital Audio Workstation/Audio Interface of 2005**

E-MU's Digital Audio Systems have won numerous awards for delivering premium 24/192 converters and powerful DSP processing rivaling the most expensive systems in the world at a price that every musician can afford. E-MU now offers you more features and software than ever before, with new version 1.81 software and an over-the-top software bundle that gives you everything you need to record, mix, master and burn your projects at a professional level.

**Check out E-MU's Digital Audio Systems and see how the best keeps getting better.**

**New E-MU Production Tools Software Bundle included**



**\$499.99\***



**\$399.99\***



**\$199.99\***



**\$99.99\***

**New Version 1.81 Software**

- ▶ 64-bit driver support
- ▶ New sample rates supported
- ▶ New optimized ASIO and WDM drivers
- ▶ Improved effects and session management

*CardBus Digital Audio Systems for Laptops now shipping!*



**\$499.99\***



**\$399.99\***



\* Estimated street price  
\*\* not included with the 0404



[www.emu.com](http://www.emu.com)

Toll-free  
888-372-1372





# Letters

## Mini Me

I enjoyed your feature on assembling a desktop studio ("Cover story: Build a Desktop Studio on Any Budget," July 2005). I have a pretty decent home studio, but the weak link is my PC, which is on its deathbed. I'd like to use this chance to switch to the Mac platform.

What are your thoughts on the Mac mini? Something like that is within my price range. Obviously, a RAM upgrade would be in order, but I was wondering what you thought about its performance in general.

**Jesse Jensen**  
via email

*Jesse—I think the Mac mini is a cool home- and small-office machine. It's not a bad computer for music production, and it might be your best bet given your budget. But if you can save your money and buy an iMac G5 instead, I'd recommend that. Here's why.*

*The mini's G4/1.25 or 1.42 GHz CPU is older technology but fast*

*for data to come and go.) The internal hard drive is 40 GB or 80 GB, depending on the model, and it's a relatively slow drive. The internal RAM starts at a paltry 256 MB and maxes out at 1 GB; OS X chews up some of that memory, however, and some music applications need a lot of RAM, so you should budget for 1 GB of RAM from the start.*

*The 1.25 GHz Mac mini costs \$499, and I have seen 1 GB RAM upgrades from third parties for \$130, which is much less than Apple charges. So you're in the \$630 range for a mini with a full load of RAM. That price is hard to argue with, assuming you can use your PC's monitor, mouse, and keyboard, since those don't come with the mini. If you are going to do a lot of multitrack audio recording, you will need an external FireWire drive, especially if you have a 40 GB internal drive.*

*In my opinion, the iMac G5 is far superior to the Mac mini, and although it costs twice as much, it's*

*out another \$55 or so (third-party price). And you get a very nice 17-inch flat-screen monitor. The iMac G5/1.8 lists for \$1,299, plus the \$55 RAM upgrade. For that, you get a machine that is very peppy now and won't be obsolete for some time to come.*

*That said, the iMac G5 isn't a bargain if you can't afford it. If \$630 or so is your limit, and you want to switch to the Mac, the mini might be just the ticket.—Steve O*

## Studio on a Budget

Am I just confused, or have you guys overpriced yourselves for a basic Mac studio ("Cover story: Build a Desktop Studio on Any Budget," July 2005)? When I bought your magazine, I figured I'd see an example of something in the \$1,000 range. But something seems really wacky if you need to spend \$5,000 on a Mac studio and call that "low priced."

In Canadian dollars, I bought a used beige Mac G3 for \$300, a used Behringer 8-track mixer for \$100, a Roland PC-200 for \$100, and spent \$700 on Steinberg's Cubase. I use my 15-year-old Luxman home stereo and a pair of AKG K 240 headphones that I bought off eBay for \$60. An Aria microphone that I bought for \$50 is attached to an old drum stand with duct tape, and I use a pair of pantyhose hanging on a wire coat hanger as a sound guard. I have a 266 MHz processor, 320 MB of RAM, and an 80 MB hard drive, and I produced two albums with no problem.

What's the reason for spending \$5,000? I could create a working

**"In the 15 years that I've been reading EM, it has been unerringly timely in handling subjects that matter."**

**—Rich Sackett**

*enough for music if you aren't trying to run lots of plug-ins and tracks at the same time. The system bus runs at 167 MHz, which is okay but not great. (The system bus routes data to and from the CPU, so a slow system bus wastes some of the CPU's time waiting*

*worth every dime. The bottom of the line is a G5/1.8 MHz, which blows the doors off any G4, and the system bus runs at 600 MHz. You get a fast 250 GB hard drive and 512 MB of RAM (total capacity is 2 GB), so if you want to expand to 1 GB, you're only*



V-Synth XT: Elastic Audio Synthesizer

 **Roland**<sup>®</sup>  
www.rolandus.com



**INDIVIDUALITY**

# Letters

Mac studio for less than \$1,000 and spend the other \$4,000 on VST instruments and plug-ins.

**Schmange**  
via email

## What Gives?

"Build a Desktop Studio on Any Budget" was very disappointing for budget-minded readers. First, if I had \$25,000 to invest in a studio, I would buy a few books on the best way to do it. Second, you use list prices instead of actual prices, so you're completely off the mark on prices for certain items. Third, I found your choice for a low-end budget to be pathetic. If I have to spend \$5,000 for a budget studio when I can't even afford a Gibson Les Paul at \$1,500, you've managed to completely discourage me from ever wanting to build my own home studio. I don't know much about recording. I do want to learn more, but I can't start by sinking \$5,000 into a "budget" studio. Please be more practical for your budget-minded readers.

I'm a guitar player, and I want to experiment with music making. I hope that I made the right choice with the gear that I have, but if I had to go back in time and depend on your article to consider a budget studio, I would not have been thrilled.

Thank you for listening. I'm anxious to read the next issue.

**Christophe**  
Apopka, Florida

*Schmange and Chris—As I wrote in my introduction to "Build a Desktop Studio on Any Budget," we assumed*

*for the sake of the story that you were creating the entire studio from scratch, except for acoustic treatment, stands, cables, and adapters. In practice, you probably already have some of the necessary gear. We also specified studios that were of high quality and could be used for professional work, including computers that could run the latest software. A \$5,000 studio is pretty darned inexpensive by that measure.*

*But maybe you don't need all that. In that case, you can still get a lot of useful ideas by reading about the various products we discussed and why we chose them, focusing mostly on products that will fill your needs and fit your budget. If you already have enough mics or have a computer that runs the software you need, fine—skip that part. It's not like you have to buy everything we specified and do it all at once.*

*We specified currently available new gear for a good reason. Sure, you can save money with used gear, and there's nothing wrong with that. But used gear prices vary widely, as does availability. If we based an article on specific used gear, you'd be writing us to protest that you couldn't find many of the items we cite—at least, not in good condition and not at the price we quoted. In contrast, everything we specified is commonly available and can be had for no more than the prices we quoted and often for less. I own plenty of used gear, but we could not base an article of this sort on it.*

*I hope you read our August cover story about portable digital studios ("Studio in a Box"), including the sidebar about mini portables. Those devices can produce quality recordings, and many are available for bargain prices. And if you are a computer-based musician on a budget, check out "Sequencing on a Shoestring" on page 50 of this issue.—Steve O*

## The eBay Way

In the 15 years that I've been reading EM, it has been unerringly timely in handling subjects that matter. The eBay article ("EM's Guide to eBay,"

July 2005), however, was a shock. It might have been fascinating four years ago. I can't imagine anyone reading your magazine who lacks a basic level of knowledge concerning eBay's basic workings.

The most maddening part of the piece is its primary focus on the mundane aspects of the site itself. I'm not sure what the point is of detailing operations and facts that can be learned spending some time on the site, clicking on some of the hot links, and reading the definitions. When I imagine EM's readership, the "push-this-button-see-what-it-does" ethic figures prominently.

Most notably absent are the advanced, gee-whiz techniques that I'd expect from your magazine—subjects such as how to identify frauds, cross-reference feedback, research closed items for both buying and selling purposes, and on and on.

The most important point is to consider the trade-offs involved in using eBay at all: is it right for you?

**Rich Sackett**  
via email

*Rich—Thanks for being such a faithful EM reader. My eBay story's target audience was beginning eBay users. Although I included a handful of tips for experienced users, perhaps I should have stated more clearly that the article was an introduction rather than an advanced tutorial. I know a surprising number of computer-savvy musicians who have hesitated to use eBay because they have mental blocks about where to begin. I wanted especially to help novices avoid making expensive and discouraging mistakes. The article explains how effortless getting started can be, and it mentions eBay's resources for digging deeper.*

*The paradox of eBay is that it's very easy to use yet quite convoluted to master. Subjects that are old hat to you and to other veteran users are less obvious to beginners. You make some very good points that I wish I had had the space to pursue, but I had to limit the article's scope.—Geary Yelton*

## We Welcome Your Feedback

Address correspondence to:

Letters

Electronic Musician

6400 Hollis Street, Suite 12

Emeryville, CA, 94608

or email us at [emeditorial@primediabusiness.com](mailto:emeditorial@primediabusiness.com).

Published letters may be edited for space and clarity.



# UNIVERSAL AUDIO

Tube & Solid State Class A Mic Pres • Channel Strips • Classic Compressors • 192K A/D & D/A • DSP & Plug-Ins



- ◆ 610 Mic Pre/EQ
- ◆ LA-2A based T4 Compressor
- ◆ Breakthrough Price

NEW! LA-610 Classic Tube Recording Channel



- ◆ Discrete Class A – Dual Gain Stages
- ◆ Modern/Vintage/Saturate modes
- ◆ 4 channel 4110 available

NEW! 8110 Precision 8 Channel Microphone Preamplifier



UAD-1 DSP Card Project PAK, Studio PAK, & NEW Ultra PAK

Included Plug-Ins	Project PAK	Studio PAK	Ultra PAK
1176LN			
1176SE	•	•	•
Boss CE-1			
Cambridge EQ		•	•
CS-1 (3 modules)	•	•	•
DreamVerb		•	•
Fairchild 670		•	•
LA-2A		•	•
Nigel (8 modules)	•	•	•
Plate 140			•
Precision EQ			•
Precision Limiter			•
Pultec EQP-1A	•	•	•
Pultec Pro			•
RealVerb Pro	•	•	•
Roland Dimension D			•



analog ears | digital minds

www.uaudio.com/newgear • toll-free: 1-866-UAD-1176

330 Encinal St. • Santa Cruz, CA • 95060-2101 • USA voice: 831-466-3737 • fax: 831-466-3775 • info@uaudio.com • ©2005 Universal Audio, Inc. All rights reserved. Universal Audio, the Universal Audio logo, Teletronix, LA-2A, LA-610, and "Analog Ears Digital Minds" are trademarks or registered trademarks of Universal Audio, Inc. All features and specifications subject to change without notice.



## EMspotlight

### Recording at the Old Home Place

Malcolm Burn, producer of the String Cheese Incident's *One Step Closer*, feels that the most important parts of a recording are the song and the performance. In this interview, he discusses setting up a studio to help translate the band's live feel to disc. By Mike Levine. [emusician.com/em\\_spotlight](http://emusician.com/em_spotlight)

## On the Home Page

### EM Web Clips

A collection of supplemental audio, video, text, graphics, and MIDI files that provides examples of techniques and products discussed in the pages of *Electronic Musician*.



### EM Guides Online

Get detailed specs on thousands of music-production products with our free online Computer Music Product Guide and Personal Studio Buyer's Guide.

### Show Report

The 2005 summer NAMM show is one of the largest annual musical-instrument expos in the U.S. Visit [emusician.com](http://emusician.com) for Associate Editor Geary Yelton's report on the exciting new recording gear, music software, and electronic musical instruments unveiled at this year's show.



## editor's picks

Senior Editor Gino Robair has selected his favorite EM arti-



cles about mastering. The articles include several interviews with top mastering engineers and tips on mastering your next release on a limited budget.

[emusician.com/editorspicks](http://emusician.com/editorspicks)

[emusician.com/editorspicks](http://emusician.com/editorspicks)

## EM news

A weekly update on new hardware and software releases, manufacturer contests, and pertinent industry news.

[emusician.com/news](http://emusician.com/news)

## EM newsletter

Sign up for our free online newsletter, eMusician Xtra, for up-to-the-minute information about new products, software upgrades, and more.



[emusician.com](http://emusician.com)



# IF YOU NEED 8 MORE CHANNELS, THEN YOU NEED THIS

The **NEW LOOK** is just the beginning!  
You got your audio interface....  
You got the software....  
Now get another **eight analog inputs..**

\* must have an ADAT input on your audio hardware

**\$149\***



Front View



Back View

## A08

- 8 x 1/4" unbalanced audio line inputs
- 1 x 24-bit 8CH ADAT® format output interface
- Delta-sigma 24-bit/96kHz A/D converters
- Internal or external Sync (Master or Slave)
- Word clock BNC I/O connectors
- Selectable Sample Rate (44.1- 48 kHz)
- Rugged compact construction
- External power supply included

Works with (amongst others):

Digidesign® 002  
Digidesign® 002R  
Digidesign® 001  
M-Audio® ADAT® Input products  
Motu™ ADAT® Input products

All Product Trademarks Belong to their Registered Trademark Owners

**samash.com**  
The on line musical instrument megastore!  
www.samash.com

**SM**  
PRO AUDIO

WWW.SMPROAUDIO.COM

DISTRIBUTED BY



www.kaysound.com

**zZounds**  
www.zzounds.com

**Music123**  
www.music123.com

**Musician's Friend**  
www.musiciansfriend.com

**AMS**  
www.americanmusical.com

### ALSO AVAILABLE from SM PRO AUDIO

PR-8	8 CHANNEL MIC PRE-AMP	\$99
PR-8 Mark 2 with ADAT option	PREMIUM 8 CHANNEL MIC PRE-AMP	\$199* Adat Only \$99*
TB202.	TWO CHANNEL TUBE MIC PRE-AMP, EQ & OPTICAL COMPRESSOR	\$249*

\*Estimated Selling Price

MPR

## WHAT'S NEW

By Geary Yelton

### Mojave Audio MA-200

After more than 20 years of experience designing microphones, David Royer knows his business. In addition to cofounding Royer Labs, maker of acclaimed ribbon mics such as the R-121 and R-122, he founded Mojave Audio ([www.mojaveaudio.com](http://www.mojaveaudio.com)), known for its custom modifications and DIY tube-mic kits. Mojave recently introduced the fully assembled MA-200 (\$995), a tube condenser mic with a hand-selected, 1-inch gold-sputtered capsule; a Jensen audio transformer; and a military-grade JAN 5840 vacuum tube. The MA-200 has a cardioid polar pattern and a balanced transformer output. Mojave recommends it for vocal, voice-over, piano, drum overheads, and other acoustic and orchestral instrument applications. It ships with a padded aluminum-frame carrying case, a shockmount, a power supply, and cables.



### E-mu 1616 and 1616M

If you're a PC user who's been waiting for E-mu ([www.emu.com](http://www.emu.com)) to manufacture an interface for your notebook computer, the 1616 (\$599.99) and 1616M (\$699.99) have the same features as E-mu's PCI-based 1820, including 16 audio inputs, 16 audio outputs, and 32-channel MIDI In and Out. The included O2 CardBus card, which features 24-bit, 192 kHz A/D/A converters and hardware-accelerated DSP effects, can be used alone with headphones or a line output, or you can connect it to the system's MicroDock for multiport audio and MIDI I/O. The MicroDock also has two Neutrik combo connectors with 48V phantom power and analog soft limiting, as well as 24-bit ADAT, S/DPIF, and AES/EBU I/O ports. The 1616M has mastering-grade converters with a 120 dB signal-to-noise ratio. The 1616's signal-to-noise ratio is rated at 112 dB.

The 1616 and 1616M ship with all the same effects plugins that are bundled with E-mu's PCI-based audio systems. In addition to WDM and ASIO drivers for Windows 2000 and XP, they come with E-mu's soft synth Proteus-X LE and software from Steinberg, Ableton, IK Multimedia, Minnetonka, Cakewalk, and other developers.

### TC-Helicon VoicePro

Taking another step toward the future of vocal processing, TC-Helicon ([www.tc-helicon.com](http://www.tc-helicon.com)) has introduced the VoicePro (\$3,495). The top-of-the-line VoicePro rackmount proces-

sor enhances and alters vocal character using exclusive VoiceModeling technology, transposes pitch with Hybrid Shifting, expands and compresses time with FlexTime, and applies an assortment of effects such as reverb, delay, chorus, and flange—all in real time. It can also correct

pitch, generate four-part harmony, and emulate the sound of various transducers such as telephones and radios. The VoicePro's dynamics and EQ offer the same algorithms used by high-end TC Electronic processors.

The VoicePro has memory locations for 250 factory and 250 user presets, and it has a searchable browser for finding and organizing them. The 2U

device has two balanced XLR inputs, two balanced XLR outputs, and 2-in/8-out AES/EBU I/O, as well as word-clock in, MIDI In and Out, an RS-232 connector, an Ethernet port, and a passive Ethernet hub.







FEEL IT. WRITE IT. HEAR IT. FEEL IT.

REALIZE MUSIC.™

**NOTION**™  
MUSIC COMPOSITION  
AND PERFORMANCE SOFTWARE  
[WWW.NOTIONMUSIC.COM](http://WWW.NOTIONMUSIC.COM)

## Get Smart

The second edition of *Recording Tips for Engineers* (\$29.95), written by Tim Crich and published by **Focal Press** ([www.focalpress.com](http://www.focalpress.com)), takes a



practical, hands-on approach to recording. More than half of the 254-page book is devoted to discussing recording monitoring and setting up microphones for the studio and the control room. It also examines acoustical treatments for different types of sessions. Crich has plenty of clear, useful suggestions for recording and mixing, and he makes specific recommendations about

EQ, compression, and effects. In addition, he discusses the business of running a recording studio and explains the principles of digital audio.


At 1,577 pages, *Handbook for Sound Engineers* (\$79.95) is a veritable audio encyclopedia. Also published by **Focal Press** ([www.focalpress.com](http://www.focalpress.com)), it's the long-awaited paperback version of the third edition that was originally published in 2002 in hardcover only for \$125.95. This massive five-and-a-half-pound reference covers more than 40 topics ranging from psychoacoustics and fiber optics to amplifier design and surround-sound applications. The book was edited by Glen Ballou and written by 27 authors that include Ralph Heinz, Ray Rayburn, Ken Pohlmann, and Bill Whitlock.

Three new books from **Peachpit Press** ([www.peachpit.com](http://www.peachpit.com)) guide readers from basic instruction to official Apple certification. *Apple Training Series: GarageBand 2* (\$29.99) is Mary Plummer's follow-up to her book on the previous version of GarageBand. Illustrated in color, it goes from lessons on tracks, loops, and instruments to multitrack audio recording and using Jam Packs. An included CD fur-

nishes course materials and a PDF document about beginning Logic Express and Pro 7. *Apple Pro Training Series: Logic Pro 7 and Logic Express 7* (\$44.99), by Martin Sitter, is an introductory sequel to his 2003 book about Logic 6. David Dvorin's 560-page *Apple Pro Training Series: Advanced Logic Pro 7* (\$49.99) goes way beyond the basics to cover topics such as managing takes, working with Logic's software instruments, mix automation, and scoring to picture. A 14-page appendix discusses working with all of Apple's pro media applications collaboratively. A DVD supplied with each Logic book furnishes lesson files and other supplementary materials.

*Miking Guitars in the Studio* (\$24.95) is a video DVD from **Cherry Lane** ([www.musicdispatch.com](http://www.musicdispatch.com)).

Beginning with studio setup and recording basics, this one-hour tutorial progresses to subjects such as microphone placement, pickups, and amp miking. A section about isolating instruments explains baffling and reamping, and a five-minute glossary defines basic recording terms using onscreen text. Hosted by jazz guitarist Steven Lee, this DVD addresses the specific challenges of recording electric and acoustic guitars.



Zack Price's *The Beginner's Guide to Computer-Based Music Production* (\$19.95), also from **Cherry Lane**, targets the novice Mac and PC recordist. Price takes the reader from selecting a computer and peripheral hardware to editing tracks and mastering CDs. Along with way, he explains MIDI and digital audio fundamentals, virtual instruments

and effects, and mixing techniques. Appendices focus on hard disks, microphones, General MIDI, and Standard MIDI Files.





# The Pro in your Tools



DVR2

NonLin2

VSS3

MD3



## The best stereo tools, now for TDM

It's the announcement Pro Tools HD users have been waiting for: Stereo reverbs and mastering tools from TC Electronic's flagship System 6000 available for TDM!

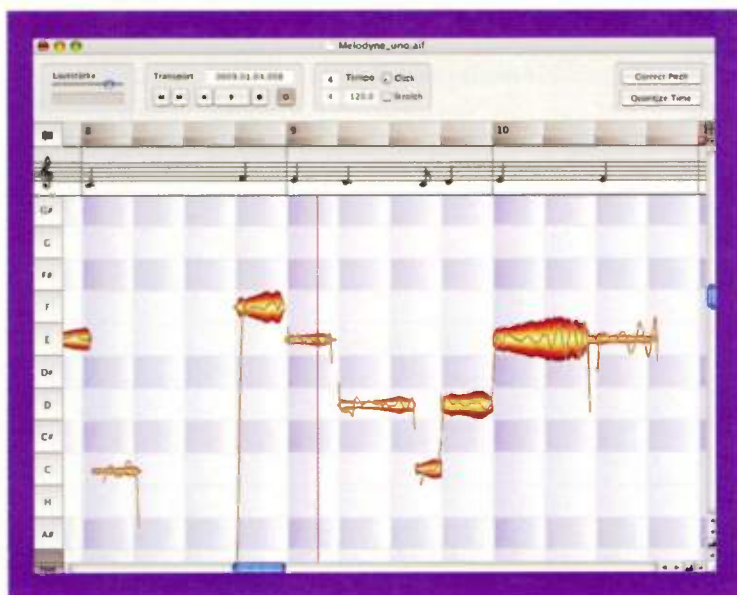
Throughout the years TC has developed superior technology that requires seriously dedicated and sophisticated hardware. Today, Digidesign's HD DSP hardware provides a processing infrastructure powerful enough to host a choice selection of stereo reverbs and mastering tools from TC's flagship, the System 6000. Go to [www.tcelectronic.com](http://www.tcelectronic.com) for more details on how to get the Pro in your Tools.

**SYSTEM 6000**  
Ultimate Multichannel Processing Platform

**PRO TOOLS HD**

**t.c. electronic**  
ULTIMATE SOUND MACHINES

## Celemony Melodyne Uno



If you've always wanted to perform the digital magic offered by Celemony Melodyne but your applications and budget just didn't justify the cost, Celemony ([www.celemony.com](http://www.celemony.com)) is now shipping software with your needs in mind. Melodyne Uno (Mac/Win, \$199) is a scaled-down version designed for pitch correction, melody editing, and other transformation processes that you can apply to monophonic audio files. Use it to edit the pitch, timing, and formants of mono files, producing radical variations in those parameters while maintaining high sound quality. Uno can recognize a melody's tonality and mode and transpose it in a musical way.

Like the multitrack Melodyne Studio Edition, Uno works intuitively and without complicated recognition procedures. Two macros, Correct Pitch and Quantize Time, let you correct a melody by pressing a single key. Uno can handle most common audio formats, and it integrates smoothly with digital audio sequencers. Special pricing will be available if you ever want to upgrade to Melodyne Studio Edition or Cre8.

## Download of the Month

### PeterTools LiveSet (Win)

LiveSet 1.0 (\$129) from PeterTools ([www.petertools.com](http://www.petertools.com)) is a MIDI-processing program designed primarily for use with Propellerhead Software's Reason, but it's compatible with any application that can function as a ReWire slave. LiveSet is meant to be inserted between your MIDI controller and the target application in order to capture and process all incoming MIDI messages, and it accepts data simultaneously from two MIDI ports.

LiveSet offers an assortment of general-purpose MIDI processing modules as well as two modules that are custom tailored for Reason. The general-purpose modules include a Velocity gate and a compressor, a note transposer, note and controller multiplexers, a chord maker, a controller crossover, a MIDI LFO, and an output router for external MIDI devices.

As an example setup, you could split incoming MIDI notes by Velocity, routing high-Velocity notes to a bass sound and transposing them down an octave while routing low-Velocity notes to a chord maker to play a keyboard sound (see Web Clip 1). In general, you can use these modules to split, layer, and MIDI-munge virtual instruments in any ReWire application in just about any way you can imagine.

LiveSet's Impact and ReLoop modules plumb new territory in Reason automation. Impact stores complete setups (levels, sends, pan settings, solos, and mutes) for Reason's mixers. You can assign MIDI notes to switch setups, and switching can

be quantized to force setups to change only at bar lines, for example.

ReLoop is an on-the-fly manager of markers (called Points) and regions (called Blocks) in Reason songs. It accomplishes that by moving Reason's song-position and loop-boundary markers as necessary. In short, it's the remix feature that you always wished was built into Reason. You can assign Blocks and Points to MIDI notes and quantize their triggering. A clever catch-up option remembers the time spent in a loop and jumps the same amount of time ahead in the song when it exits the loop. You can download a save-disabled, time-limited demo of LiveSet at the PeterTools Web site. LiveSet 1.5 should be available by the time you read this, featuring a new Tam Tam module that handles dynamic tempo changes and numerous additional enhancements.



EMWEB  
GOODS

—Len Sasso



# PRO TONE FOR YOUR DESKTOP.

Thousands of professional producers, engineers, and musicians rely on Line 6 for direct recording on countless platinum albums. Now we're introducing the world's first line of simple recording & modeling interfaces with our pro grade tone for guitar, bass, vocals, and more.

Vocal Preamp Models based on\* Neve, Avalon and more (6 Models)

Use included GearBox™ tone software alongside popular Mac® and Windows® based recording programs

Professional Bass Tone from Line 6 Bass PODxt™ (5 Amp Models)

Complete Guitar Amp and Effects Rig from Line 6 PODxt™ (18 Amp Models and 26 Effects Models)

## The Pro Tone Recording & Modeling Interface.

# TONEPORT™

Learn more about TonePort UX1 and UX2: ► [www.line6.com](http://www.line6.com)

UX1



- Microphone Input (XLR) with preamp
- 1/4-inch Instrument Input
- Dual/Stereo Line Inputs (2 x 1/4-inch)
- USB-powered
- 44.1/48KHz, 16/24 bit recording
- 96KHz mode, 32 bit processing

UX2



- 2 Mic Inputs with Phantom Power
- Normal & High Gain Instrument Inputs
- Stereo Line In/Out & S/PDIF Digital Out
- USB-powered
- 44.1/48KHz, 16/24 bit recording
- 96KHz mode, 32 bit processing



## Audio Ease Altiverb 5

Altiverb 5 (Mac: native \$595, TDM \$895) introduces more new features than any version since Audio Ease ([www.audioease.com](http://www.audioease.com)) launched its convolution reverb software in 2001. Among its key improvements are many more user controls, greater CPU efficiency, and stage positioning. The Stage Positions parameter lets you change the location of any virtual speaker in two dimensions, allowing you to specify the perceived position of instruments onstage. Because additional data is required, IRI files now accompany impulse responses (IRs). Audio Ease will continue to release free new IRs periodically.

Altiverb 5's new damping controls let you adjust the response of three frequency bands, and you can indicate the crossover points between the bands. A 3-D time-frequency



plot of the IR, called a waterfall diagram, can display the effect of every parameter change in color. In addition to the traditional 2-D graph of speaker and mic position, Altiverb's Info box now displays large photos and QuickTime movies of the sampled space, as well as text that may give the venue's history and details about how the IR was recorded. Additional new features include factory and user presets, built-in test samples, 4-band EQ, optional iLok authorization, a CPU meter, and pop-up help. Altiverb 4 users can download an upgrade for \$169 (the upgrade from earlier versions is \$269).



## M-Audio BX8a

The BX8a (\$599.95/pair) from M-Audio ([www.m-audio.com](http://www.m-audio.com)) has joined the recently released BX5a in the company's lineup of Stereophile near-field reference monitors. An updated version of the BX8, the BX8a has improved driver materials and a new cabinet design. The 8-inch driver is made of Kevlar (the same material used to make bulletproof vests) rather than polypropylene, and the liquid-cooled 1-inch tweeter is made from natural silk. The cabinet has rounded corners to reduce edge diffraction, and, according to M-Audio, its rear port design eliminates the distortion that results when front ports emit low-frequency waves in the same path as the direct signal.

The BX8a is biamplified, with 70W RMS into 4Ω driving the low frequencies and 60W RMS into 6Ω driving the high frequencies. Each monitor is magnetically shielded and has a power indicator and a volume control. Specifications state a wide frequency response, low distortion, a 2.2 kHz crossover frequency, a maximum output SPL of 90 dBA at 1 meter, and better than 100 dB A-weighted signal-to-noise.

## Key Changes

**PSPaudioware** ([www.pspaudioware.com](http://www.pspaudioware.com)) has updated PSP MasterQ, PSP Nitro, PSP 84, and Lexicon PSP42, adding RTAS compatibility and other improvements . . . If you own the prior version, you can download Digital Performer 4.6 for free from **Mark of the Unicorn** ([www.motu.com](http://www.motu.com)). New features include pitch automation, which facilitates quick audio transposition; and V-Racks, which let you load effects and instrument plug-ins into an aux track that different sequences can share. Audio Units plug-ins and ReWire applications can now have multiple outputs, and you can select from a list of metronome sounds. Other enhancements include the new Pattern Gate plug-in, AAF file interchange, and the ability to control sends with MIDI . . . **Propellerhead Software** ([www.propellerheads.se](http://www.propellerheads.se)) has updated Reason to version 3.0.3. In addition to optimizing its code for increased per-

formance, the free download adds support for Frontier Design Group's TranzPort and M-Audio's Ozonic, and a software development kit (SDK) is available for other remote controllers . . . **M-Audio** ([www.m-audio.com](http://www.m-audio.com)) has begun distributing virtual keyboard instruments from GForce. Oddity (\$129.95), Minimonsta (\$199.95), M-Tron (\$129.95), and impOSCar (\$129.95) run standalone or as plug-ins and are available for Windows and Mac OS X. M-Audio has also announced that additional audio interfaces are now compatible with Digidesign Pro Tools M-Powered: the FireWire Audiophile and Solo and the Delta 44, 66, 1010, and 1010LT . . . **SonicBids** ([www.sonicbids.com](http://www.sonicbids.com)), a matchmaking service for musical acts and venues, has announced the Electronic Press Kit (EPK), a Web-based graphic interface for organizing an artist's or a band's online music, photos, and calendar.



Industry-leading  
Expert Sales Staff

Huge Selection of  
the gear you need



Amazing prices  
that can't be beat

Award-winning  
Tech support

# THE BEST OF EVERYTHING

## But don't just take our word for it...

"I was pretty cynical about how good you guys were until I made the call. Now I'm HOOKED!"

— Ben Van Zee

"Your Internet ordering system is very good!"

— Richard Haynes

"I am so impressed with the response time and the service I've received since buying my gear"

— Lisa Brady

"You guys rock. You're the total package. When I have questions about pro audio and recording, I give you a call."

— Kenneth Cubala

"Best price, support & delivery! What more could I want."

— Bobby Diamond

Read more real customer quotes online at [www.sweetwater.com](http://www.sweetwater.com)!

**CALL SWEETWATER TODAY!**

**(800) 222-4700**

**[www.sweetwater.com](http://www.sweetwater.com)**

**THE WORLD'S FASTEST FREE SHIPPING**



**No Minimum Purchase**

**Speedy FedEx Delivery • Most Orders Ship Same Day**



## Submersible Music DrumCore 1.5

Submersible Music ([www.drumcore.com](http://www.drumcore.com)) is shipping DrumCore 1.5 (Mac/Win, \$249), an enhanced version of its virtual drummer that introduces Windows compatibility and new expansion options. Now you can create your own drum kits by combining DrumCore data with sounds from third-party sample libraries. You can drag tracks from DrumCore into Digidesign Pro Tools, Cakewalk Sonar, and other audio applications that support click-and-drag importing. DrumCore 1.5 ships on three DVD-ROMs containing the ReWire-compatible application and 9 GB of content. Registered users of version 1.0 can download a free Mac update.

You can expand DrumCore 1.5's audio and MIDI content by installing Submersible's new DrummerPacks, a series of DVD-ROMs sold separately for \$79.99 each. SlyPack I features grooves, fills, and variations by ska and reggae master Sly Dunbar. MattPack I supplies rock, metal, and R&B beats from Matt Sorum, drummer for Guns 'n' Roses and Velvet Revolver. Zoro, of Lenny Kravitz fame, is featured on ZoroPack I, a collection of rock, R&B, hip-hop, and other funky loops and samples.



## Steinberg Virtual Bassist

Steinberg ([www.steinberg.net](http://www.steinberg.net)) has introduced Virtual Bassist (Mac/Win, \$249.99), the newest member of its software-based rhythm section. Virtual Bassist plays recorded 4- and 5-string electric bass grooves performed by studio pros and controlled by your MIDI input. Select from 30 musical styles that you can preview by listening to short but complete multiple-instrument arrangements. You have real-time control of playback tempo, complexity, and swing, as well as attack, pickup position, and other aspects of the bass sound. Virtual Bassist's included grooves are prematched with Virtual Guitarist, Virtual Guitarist Electric Edition, and Groove Agent 2 patterns. The Groove Match page lets you adapt the phrases and rhythms to suit your music.

Virtual Bassist's Amp & FX page lets you choose between tube and solid-state amp models, specify speaker and mic combinations, and apply multi-effects processing. Ten-stage effects routing lets you select an octave divider, a wah pedal, and other virtual stompboxes arranged in series. You can even process external instruments and tracks with the modeled amp, speaker, and effects. Virtual Bassist runs as a ReWire-compatible stand-alone and as an Audio Units, DirectX, or VST instrument plug-in.



## SoundToys EchoBoy

DSP specialist SoundToys ([www.soundtoys.com](http://www.soundtoys.com)) is shipping a virtual analog and digital delay plug-in made expressly for Digidesign Pro Tools. EchoBoy (Mac, \$495) offers a wide range of echo and delay settings and includes more than 300 presets such as tape-echo simulations, chorused echoes, prime-number delays, and infinite-feedback effects.

True Groove parameters give EchoBoy intricate rhythmic capabilities, allowing you to adjust the delay's swing, shuffle, and accent. A Feel knob lets you continuously adjust between Rushin' and Draggin'. Four modes—Single, Dual, Ping-Pong, and Rhythm—and a maximum five seconds of delay make it possible to simulate a variety of hardware devices. You can sync to MIDI, tap the tempo, or let the

internal clock run free. EchoBoy is available exclusively in TDM (HD and Accel systems only), AudioSuite, and RTAS formats. You can download a free 14-day demo from SoundToys' Web site.





## LinPlug CronoX3

LinPlug ([www.linplug.com](http://www.linplug.com)) has released the third in its CronoX series of sample-playback soft synths. CronoX3 (Mac/Win: boxed \$149, download \$139) is a VST and Audio Units plug-in that presents its user interface on seven tabbed pages for quick access to the most important parameters. Four sound sources called Generators are routed to two stereo multimode filters and six simultaneous effects processors. A modulation matrix with ten paths lets you route any of 30 sources to 56 destinations. Modulation sources include five ADSFR envelopes, four LFOs, and a 32-step arpeggiator. Two additional ADSFR envelopes are in the filter section.

The Generators give you four output types: Oscillator (analog modeling), Time Sampler (with independent time-stretching and pitch-shifting), Schrader (wave sequencing), and Loop Sampler. The Loop Sampler lets you modulate a sample's start point and loop points, and it can load as many as 64 samples at the same time. CronoX3's filters let you continually adjust and modulate cutoff frequency, resonance, and even filter type in real time. Two Generators, both filters, and three effects allow mixing in 5.1 surround.



CronoX3 supports microtonal tunings, and its maximum polyphony is 32 notes. The downloadable version has more than 750 presets and a PDF manual, and the boxed version has more than 2,000 presets and a printed manual.

## Sound Advice

Discrete Drums ([www.discretedrums.com](http://www.discretedrums.com)) has launched the newest addition to its line of live studio drum libraries. *Series Four—Heavy Mental Drums—The Tony Morra Collection*, is available in three versions: the Pro Set (\$349), which supplies almost

9 GB of 24-bit, 48 kHz multitrack WAV files on 14 CDs; the Pro Tools Edition (\$329), with 24-bit, 48 kHz files on 2 DVDs (\$329); and the 3-CD, 16-bit, 44.1 kHz Stereo WAV Edition (\$149). Each also furnishes one or two audio CDs for easy auditioning. Featuring song segments, fills, breakdowns, solos, and other elements,

*Series Four* delivers huge-sounding drums for hard rock, metal, and other aggressive musical styles. Also available is the 24-bit collection *Heavy Mental DrumKits* (\$149), a sample library on one DVD with all of Morra's drums arranged in 27 kits. It includes Chicken Systems' MFI Multi Format Installer, making it compatible with Steinberg HALion, Tascam GigaStudio, and six other sampler formats.



If you've ever hired a children's choir for a recording session, you will appreciate *The Giovanni Edition* (\$399.99), a 24-bit sample library for Kontakt from Bela D Media ([www.beladmedia.com](http://www.beladmedia.com)). Two DVDs feature 16 boys and 16 girls, ages 8 to 16, recorded using near and far perspectives in the natural ambience of a historic church. *The Giovanni Edition* supplies choral pads; sustained, staccato, and moving vowels; chromatically sampled phrases sung in Latin; chromatically sampled syllables; and various noises, whispers, shouts, and other choral effects. Samples of boys and girls have been organized separately into scoring choirs, 4-voice chamber sections, and 16-voice ensembles. The collection is bundled with Vocal Control Utility (Win), a MIDI-processing utility that

allows the samples to sing melodies as you control the phrasing, tempo, and order of phrase elements. Bela D Media also plans to release Vocal Control Utility for Mac OS X and *The Giovanni Edition* for HALion and GigaStudio 3. **EM**





## ENHANCED MIDI PROGRAMMING

Tracktion 2 features a fully revamped MIDI editor with faster note entry, quicker editing, more intuitive keyboard control, and improved viewing of notes and controllers simultaneously.

## EASIER RECORDING

Tracktion 2 lets you record your ideas as fast as they come. Just drag the audio or MIDI input icon to whatever track you like and hit record.

## DRAG-A-FILTER

Wanna add a VST plug-in, pull up a VSTi instrument, route to an Aux send or add some EQ? Just drag a filter to the track you want to effect. It's really that simple.

## INSTANT INFO

Tracktion follows your every move with its Properties Panel. Click on an audio clip and see its fade-out curve; click on a MIDI clip and quantise away; click on a reverb plug-in filter and fine-tune the pre-delay. The relevant info is always at your fingertips.



## IMPROVED METERING

When setting levels, T2 can turn the full screen into a giant meter bridge with the press of a button.

## QUICKTIME SUPPORT

Tracktion 2 supports Quicktime™ video playback. Select a movie and start composing music, add effects, replace your dialog, and win your Oscar®.



## EXTERNAL SYNC

In addition to Tracktion's ReWire host functionality for use with applications like Reason, T2 supports MIDI Time Code (MTC) and MIDI Machine Control (MMC) input/output, plus MIDI Clock output.



● use 64-bit math when mixing tracks

## SUPERIOR 64-BIT, 192KHZ MIX ENGINE

Much has been made about the "summing bus" in DAW software. Tracktion 2 features a new high-definition 64-bit mixing engine for uncompromising sound.



www.mackie.com ☎ 425 487 4333 (Outside U.S.) ☎ 800 898 3211 (Toll free within U.S.)



# YOU CAN'T PUT A PRICE ON FREEDOM. BUT HOW DOES \$199\* STRIKE YOU?

Amplitude LE



There's nothing like the creative freedom that comes with having a complete suite of music production tools at your fingertips. Unfortunately, most comprehensive music software packages come with steep learning curves and price tags upwards of \$500. Until now.

SampleTank SE




Introducing the Trackson 2 music production bundle. A complete, powerful production suite with everything you need to take your music from initial inspiration to final mixed-and-mastered CD—with as-good-or-better results than software costing several times its price.

RMIV



Our acclaimed Trackson 2 software represents the easiest way to record on your Mac or PC—with a clean single-screen interface, unlimited track count, a 64-bit mix engine, VST and ReWire support, and the ability to export your music to other audio software with ease.

Final Mix



Amplitude LE, SampleTank SE, Linplug RMIV and Final Mix: just four of over 30 plug-ins included with Trackson 2.



With bundled Amplitude™ LE Guitar Amp Simulator and SampleTank™ SE Sample Player, the LinPlug RMIV™ drum machine, the reFX Slayer 2™ guitar and bass plug-in, and a full suite of Mackie Mixing and Mastering tools, you'll never lack the right software for the job at hand.

And with T2's list price of only \$199 all this creative freedom won't break your budget.

Download the Trackson 2 demo today at [www.mackie.com/t2](http://www.mackie.com/t2).

→ SIMPLE. POWERFUL. REVOLUTIONARY. TRACKTION 2.

**MACKIE®**

# The Grand Experiment

By Matt Gallagher

## The Project fuses diverse musical styles.

The Project is the brainchild of Robert Bond and Dustin Michael. Their self-titled debut album (*The Project Music*, 2004) combines Bond's and Michael's compositions with the input of 13 guest musicians from wide-ranging musical backgrounds. The album presents 17 tracks that are rooted in jazz and that incorporate elements of country, rock, pop, soul, and electronic styles. Bond and Michael played drums, percussion, guitars, synths, turntables, horns, and wind instruments, including bansuri and shehnai. They produced the album in their respective personal studios.

The first sessions, however, took place at Mikron Studios in Tennessee. "Three percussionists [Bond, Michael, and Emeline Lavender] jammed over my demo tracks, which varied in style from house and

to trigger my Korg Triton-Rack," Bond says. "I recorded percussion with a Shure KSM27. For miking live drums I generally use two Oktava MK-012s as overheads and an AKG D 550 on the kick. I use the preamps in my Mackie 1202-VLZ Pro, MOTU 828, and ART DI/O.

"I played lightly, so I used some tricks in DP to beef up the drums," Bond notes. "I'll do a stem mix of the complete kit and another stem of just the overheads. I make a duplicate of the kit stem, compressing it a lot and equalizing it to taste. Then I'll bring it in slowly with the original stem until it sounds right. I put a limiter on the overheads stem and adjust the threshold of it until it sounds good, and then I'll bring in the track to an effective level. Sometimes I put a flanger on the overheads stem and bring it in a little to give the drums some character.


"I added an SM57 on the snare for two songs," Bond says. "I sometimes use the Motown vocal trick on the snare track to give it more presence: copy the snare track, compress the copy to the max, and roll off all the low end. Then I'll slowly fade that in with the drums to brighten up the snare."

Bond and Michael recorded a few guest artists remotely. "Charlie Louvin recorded [his vocal track] in the office suite in the Louvin Brothers Museum at Opryland in Nashville," Bond says. "I recorded Les McCann in his hotel suite. He played on 'Le Fin Cine' using my JD-800 triggering the Triton-Rack. I recorded Moe Denham in his basement studio. I took a direct signal out of a Motion Sound amp to track his Hammond B-3."

Other guests contributed parts in their own studios. "[Bush guitarist] Nigel Pulsford exported his tracks from [Apple Computer's] Logic as 24-bit AIFF files and uploaded them to my FTP server,"

Bond says. "[Saxophonist] Chico Freeman also posted his tracks. I put a rough mix of the drums and percussion for 'Walking a Thin Line' on my server for Joy Askew. She sent me a CD with the vocal, electric piano, and bass tracks as a DP file. I imported Holmes Ives's piano track for 'Two Hearts' into DP, and then wrote the strings. I didn't edit their tracks; I just applied some mutes." **EM**

For more information, go to [www.projectthe.com](http://www.projectthe.com).



The Project/The Project

downbeat to drum 'n' bass," Bond says. "We used Mikron's three rooms. "Emeline used two [Shure] SM57s for stereo depth, Dustin used several SM57s, and I used an [Audio-Technica] AT4047. We recorded the audio on separate channels into a Mackie MDR 24/96 24-track [hard-disk recorder]."

Michael reassembled audio tracks on his PC using Audacity and Sony's Sound Forge. Bond recorded percussion, drums, saxophone, violin, and vocals in his apartment studio, which is based around an eMac running MOTU Digital Performer 3.11. "I use my Roland JD-800

DYLAN THOMPSON



the project





it's not a hobby



## DIGI 002 RACK PRO TOOLS LE

**HARDWARE** + 18 channels of I/O, midi in, firewire connection, 2x rackmount design, windows & mac  
**SOFTWARE** + industry-standard recording, editing & mixing, integrated midi, beat detective le, 40 plug-ins & instruments, rewire support

www.digidesign.com © 2003 Avid Technology, Inc. All rights reserved. Avid, Digidesign, Beat Detective, Digi 002 Rack, and Pro Tools LE are either trademarks or registered trademarks of Avid Technology, Inc. in the United States and/or other countries. All other trademarks contained herein are the property of their respective owners. Product features, specifications, and system requirements are subject to change without notice.



# Now you can sound like all the voices in your head.



## Introducing **AVOX**, the Antares Vocal Toolkit.

From the company that revolutionized vocal production with Auto-Tune, comes a suite of five new state-of-the-art plug-ins that open up an entirely new world of creative vocal processing.

**AVOX** includes:

### **THROAT Physical Modeling Vocal Designer**

A radical new vocal tool that, for the first time, lets you process a vocal through a meticulously crafted physical model of the human vocal tract.

While THROAT has been designed to allow subtle modifications to a voice's vocal quality, you can also model vocal tracts well beyond the limits of physical human anatomy, offering the possibility of vocal characteristics that are simply unattainable by any other means.

### **DUO Vocal Modeling Auto-Doubler**

Using a simplified version of THROAT's vocal modeling, along with variations in pitch, timing and vibrato depth, DUO automatically generates a doubled vocal part with unmatched ease and realism.

**CHOIR Vocal Multiplier**: Turns a single voice into up to 32 distinct individual unison voices, each with its own pitch,


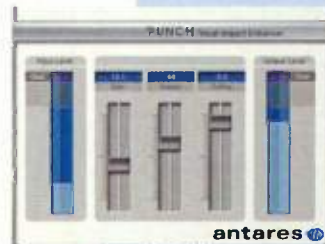
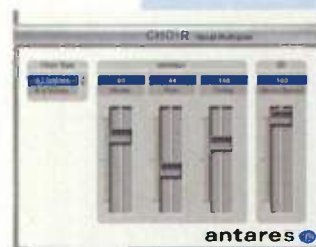
timing and vibrato variations. Assign instances of CHOIR to voices singing harmony and voilà, instant choir.

**PUNCH Vocal Impact Enhancer**: As its name so ably implies, gives your vocal more dynamic impact, allowing it to cut through a dense mix with clarity and power.

**SYBIL Variable Frequency De-Esser**: Tames vocal sibilance with a flexible compressor and a variable highpass frequency to match any vocal performance.

**AVOX** is available now at your local Antares dealer. So listen to what those voices are telling you.

You know what you've got to do.



# antares

FOR ALL THE VOICES IN YOUR HEAD

Antares Audio Technologies 231 Technology Circle, Scotts Valley, CA 95066 USA  
voice: 831-461-7800 | info@antarestech.com | www.antarestech.com







LAURA WILLIAMS

# Studio in the Round

By Rusty Cutchin

Now is the  
time to make  
your room  
multichannel.

**A**udio enthusiasts have been touting surround sound as the next big thing in audio for several years now. Further, the DVD revolution and video gaming have turned multichannel sound into a standard feature of consumer home-entertainment systems. Movies, TV shows, and concerts are routinely encoded with 5.1 mixes that have one or both of the most popular surround formats, Dolby Digital (or AC-3) and DTS.

The typical project-studio owner, however, may have had good reason for avoiding the 5.1 rush: the music-only multichannel disc (the format that smaller studios could most easily produce) has never taken off as a mass-market item. Despite hundreds of releases in SACD and DVD-Audio—the two high-resolution audio-only formats—consumers have failed to buy enough of the necessary players to significantly increase the popularity of multichannel audio.

For many people today, listening to music is about portability and convenience, rather than detail, frequency response, and spatial expansion (which are the most attractive features of the surround format). High-resolution 5.1 mixes don't translate well to iPod ear buds. (But what about the Dolby Headphone format, you ask? See the sidebar "Modern Surround Formats.")

Even more restricting to the mobile-music crowd is that surround requires you to stay put—your ears must be a certain distance from your five (or seven) satellite speakers to get the full surround effect. (Bass—the "point one" in a 5.1 or 7.1 surround system—works a little differently. See the sidebar "Managing Bass.")

## State of the Art

Should these facts make surround a dead issue for your studio? Not if you want your room to be as competitive and attractive as possible to new clients. Multichannel audio has established a foothold in areas that you might not think much about, such as sound design for electronic games, which is a multi-billion-dollar business. Hollywood studios are gearing up for new high-definition DVDs, while consumers brace for a format war between HD DVD and Sony's Blu-Ray—each of which is supported by different groups of manufacturers.

Even more important to small studios is the DualDisc, which provides audio on one side and video with audio on the other. Major label releases such as Rob Thomas's *Something to Be* (Atlantic, 2005), and the Miles Davis classic *Kind of Blue* (Sony, 2005), which includes the original music and a film documentary on the making of the album, have been released as DualDiscs. Car manufacturers have a huge impact on surround's public acceptance, as more autos feature factory-installed multichannel systems and as satellite radio, with its surround capability, grows in popularity.

But for the project-studio owner, surround has been a game of hurry-up-and-wait, because most music-only projects continue to concentrate on stereo mixes. Yet according to several surround experts that EM interviewed, the time to get established as a surround mixer is now (see the sidebar "Entry-Level Surround"). Getting a foothold in the surround business involves many of the same requirements as does entering into the traditional

studio business: get the right equipment installed, seek out customers who are looking for surround, and provide good mixes in the right format in a cost-effective way.

FIG. 1: Eric Colvin uses MOTU hardware and Digital Performer to create surround projects such as *Nascar 3D: The Imax Experience*.



FIG. 2: With his Window-based studio and Steinberg Nuendo, Neil Wilkes tackles audio-restoration jobs as well as live-album production and movies in 5.1 at Opus Productions in the UK.

To get a clear picture of the current state of surround, I spoke with six engineers who work in various media, from electronic games to HDTV. Each gave good advice and valuable tips that apply to audio mixing in general, and surround work specifically.

Eric Colvin created the surround mixes for *Nascar 3D: The Imax Experience* (Imax, 2004), and other film and television projects at Soundscape Inc. in Studio City, California (see Fig. 1). Using MOTU hardware and Digital Performer, he delivers most of the film projects in 5.1, while the TV work is still primarily in stereo. He is working on a pop album that he intends to mix in 5.1.

Patrick Yacono uses Digidesign Pro Tools to create surround mixes for low- to midbudget films, television programs, and older films not previously mixed in surround. He works at Signal Hill Sound, outside of Chicago.

Neil Wilkes uses Steinberg Nuendo with his PC-based system to create mixes ranging from private quadraphonic restoration jobs to full live album production and movies in 5.1 (see Fig. 2). He works at Opus Productions, in the UK.

Paul Klingberg creates music releases in the DVD-Audio format, as well as DualDisc, DVD music videos, and mixes for HDTV at Red Note Studio in California. Recent projects include several SACD remixes of classic Earth, Wind & Fire and Chicago LPs and the HDTV surround mix of the two bands' recent joint tour. He has also created the surround mixes for Emerson, Lake & Palmer's *Brain Salad Surgery* (Rhino, 2000), Carole King's *Tapestry* (Sony, 2002), and Foreigner's *Foreigner* (Rhino, 2001).

David Collins, along with Associate Sound Designer Jim Diaz, mixes in surround for LucasArts, a developer and publisher of interactive titles such as *Star Wars: Episode III, Revenge of the Sith* (LucasArts, 2005), for PCs and game machines such as the Microsoft Xbox and Sony PlayStation 2. The company also oversees and creates sound, voice, and music for externally developed projects such as Pandemic's *Star Wars Battlefront* (Pandemic/LucasArts, 2004).



# "As good as it gets"

## AT2020

### Cardioid Condenser Microphone

"The AT2020 comes from a company with an amazing list of great products for project and home studios, and will likely become a standard in that market."

**Dave Jones Performing Songwriter March/April 2005**

"A budget mic with a big-ticket sound.... you'll get more than you pay for."

**Scott Burgess Pro Audio Review June 2005**



"With the AT2020, Audio-Technica has succeeded in bringing its standard of construction quality into the entry-level price range."

"A credible choice... to start or build up (your) collection."

**Nick Batzdorf MIX May 2005**



"The AT2020 allows (and even begs) you to try it in applications that you might not consider optimal for a condenser. Since the mic delivers on all accounts, it's hard not to envision a few of these in the mic cabinet."

"You should be able to use this mic for everything from insect mating calls to jet propulsion testing."

**Darwin Grosse Recording June 2005**



"Judging by the price, (the AT2020) is aimed at project and budding home studios. But given the horizonlike frequency-response chart, this puppy may be aimed at more experienced studios, as well. Who couldn't use an extra studio condenser or, at this price, several?"

**Doug Eisengrein Remix July 2005**

"This mic compares well to much more expensive condenser microphones... On a cost vs. performance basis it is tough to beat."

**Marshall Rice Radio magazine April 2005**

"A \$99 condenser that can deliver the goods."

"Simply put, the AT2020 is a fine mic at any price, but at \$99 it's a value proposition you almost can't afford to refuse."

**Michael Molenda Guitar Player April 2005**

"If the \$100 price range is your budget, then rest assured that the AT2020 is as good as it gets in a condenser mic that can handle vocal and instrument duties."

**Steve Langer mojopie.com April 9, 2005**

"With the introduction of the AT2020, Audio-Technica has broken the price barrier without sacrificing sound quality or rugged reliability."

**Chris Gill Future Music June 2005**

audio-technica.






David Glasser has created many mixes for Sony's SACD format at Airshow Mastering in Boulder, Colorado (see Fig. 3). He recently handled the surround mix for *The Grateful Dead Movie* (Monterey Home Video, 2004). Glasser and Matt Sandoski were Grammy nominees for their audio restoration and mastering work on the boxed set *Goodbye Babylon* (Dust to Digital, 2003), a six-disc collection of gospel recordings from the 1920s through the 1950s. (For additional information on the studio setups and preferred equipment of these surround professionals, see *Gear'd Up for Surround*, available online at [www.emusician.com](http://www.emusician.com).)

## Changing Channels

All the surround mixers that I spoke with have encountered challenges unique to the multichannel world, and have developed strategies to create successful projects. Understanding the goal of distributing sound creatively among five speakers is only the beginning. Colvin says that the process has been relatively smooth: "The only issues were deciding what gear to buy, how to most effectively and flexibly hook it up, and how to start thinking creatively in surround terms from the inception of a project. Those seem to be fairly unavoidable growth issues that anybody would deal with in the transition from stereo to surround. Aside from that, it's been a playground."

Colvin doesn't think in terms of rules for surround mixing. "I just make it sound as good as possible and follow my instincts. As accessible as surround has become, it's clear we're still in a period of definition. Almost any-



TIM MURPHY

FIG. 3: David Glasser has created numerous high-definition audio mixes for Sony's SACD format at Airshow Mastering in Boulder, Colorado.

thing goes. I approach surround with no more 'rules' than the ones I approach stereo with. If a mix sounds good, it sounds good—and it's not up to anyone to convince me otherwise.

"One thing that did come up recently as a request from a dubbing engineer on a score of mine for *Nascar*," continues Colvin, "was to steer clear of the center channel. The engineer knew it was crucial to have Kiefer Sutherland's narration as defined and unobstructed as possible. Knowing that the film was going to be an onslaught of thundering sound effects and driving

## MANAGING BASS

Because surround began life as a way to create more dramatic impact for filmgoers, bass had to be handled in a special way. Speakers designed for theater walls couldn't accurately reproduce the rumble of earthquakes or the thundering sounds of running dinosaurs. Subwoofers became necessary equipment in theaters, as they enabled deep bass levels to be controlled independently on playback. When digital audio tracks became the norm for films and multiple channels of sound could be mixed into a single audio file, engineers made a dedicated low-frequency effects (LFE) channel part of the multichannel mix. In written terminology, this channel was separated from the other channels by a dot (5.1) to indicate its restricted frequency range. Sound mixers could now drop a giant footstep or a thunderclap into the LFE channel and know that the effect would be faithfully reproduced in the theater's subwoofers.

With the advent of home-theater systems, electronics manufacturers wanted to give consumers options for matching surround receivers with incompatible speaker

systems. Bass-management systems were therefore incorporated into receivers. Bass management routes the LFE channel in a decoded surround mix and the frequencies below a set corner (usually 80 Hz) in the other channels to the system's subwoofer. In a correctly calibrated system, that allows for smoother performance with full-frequency response from all sounds and instruments that have bass content.

Engineers creating music-only surround mixes may add bass-management hardware, such as Blue Sky's Bass Management Controller, to an existing satellite/sub configuration. Alternatively, they may mix in a 5.0 system with no sub if they are confident in their monitors' accuracy and frequency response and know their program material thoroughly. (Horror stories abound of engineers mixing without full-range monitors only to deliver tracks with the sounds of moving scenery, conductor taps, and other stray low-frequency information that jumped out from an end user's subwoofer.)



**Focusrite**



One-click recording solutions guarantee uninterrupted creative flow



Hardware-powered Plug-ins for tracking:  
EQ, Compression, Reverb and Amp Modeling  
- Zero impact on your CPU



SaffireControl: The most comprehensive yet intuitive Input/Output control software to date



Saffire Plug-in Suite: VST and AU format (PC and Mac) plug-ins also included for use in the mix



Cubase LE: Includes Steinberg's award-winning Multi-Track recording/sequencing software



Firewire: The ultimate audio/power interface guarantees true mobility and seamless audio communication



Two Focusrite Pre Amps: Class-leading pre amp quality from one of the most prestigious names in music recording



Multiple Outputs: Up to five unique stereo monitor mixes simultaneously



MIDI I/O: MIDI in, MIDI out and MIDI Thru



2 independent headphones outputs: Providing two artists with two unique cue mixes



Software-powered Hardware

# PLUG IN[S]

Hardware-powered Software



**ALL YOU NEED**  
everything you need to start recording, including the recording software you need.  
**Cubase LE**  
All our recording/sequencing software is by Steinberg



Saffire combines state-of-the-art hardware with advanced integrated software control and hardware-powered plug-ins, taking you one giant step closer to the professional studio experience.

Four inputs and ten outputs (including stereo digital I/O up to 192kHz) with unrivalled monitoring options, ensure you have all that's required to easily navigate through a recording session.



Professional Mobile Firewire Audio Interface

Take the Saffire tour at [www.focusrite.com/saffire](http://www.focusrite.com/saffire).

For more information email us at [focusrite@AmericanMusicAndSound.com](mailto:focusrite@AmericanMusicAndSound.com) or call 1.866.FOCUSRITE

**\$399**  
MAP





music, it made sense to 'carve a hole' for Kiefer to cut through. So we delivered the score in quad with a phantom center. It worked perfectly."

The most attractive thing to Colvin about working in surround is its number of options. "I now have five discrete positions to play with, and all of the convergent possibilities to boot," he says. "It's really fun to try more things in the mixing process. That's not to say I get bogged down with gimmicky exploration; I merely use the 3-D space to try mimicking ultra reality. If I'm listening to music, I want to be in the room where it's being played. Surround makes it more possible to achieve that sense."

Yacono's work with live surround has given him a different take. "A big challenge comes when mixing for a large venue, and trying to compensate for the people who are sitting all the way in front and to the right or left," he says. "An associate of mine

went as far as sticking Post-it notes with stick figures along the bottom of my screen to help me with that visualization.

"I try never to think of audio as stereo, mono, or quad," Yacono adds. "I think of the environment as a whole, and mix for everyone in the venue. For theatrical releases, I always leave a little center in everything up front. If you pan hard right, the folks that are seated front left may not be hearing the sound, so I position audio between speakers to give location without leaving anyone out."

## High Resolution and High Standards

Wilkes feels the primary challenge of surround comes from its increased clarity. "Surround is a lot less forgiving, on the quality of the source material than stereo is. This is because with stereo you have only the two channels to think about, and so there is

## ENTRY-LEVEL SURROUND

Although engineers who regularly create pro-level surround mixes work with dedicated hardware and full-featured versions of software applications, you can form a surround mixing station if you're willing to go through a few extra steps.

**Monitors.** The first requirement is having the right number of monitors. If you are using powered monitors, you'll need to add three more to create a basic 5.0 system, which is all that's required (as long as you're using full-range monitors) to monitor the placement of elements in the mix. A subwoofer is required only for isolating the bass information (the LFE channel or ".1") that will be encoded onto the final medium. All monitors don't have to be the same model but should be compatible. One combination, for example, might be Mackie HR 624s for satellites and center-channel monitor in a system that uses Mackie's HR 824s as mains.

**Interface.** You will need to assign each output in your software application to its own line-out to feed your monitors. Your audio interface must therefore have at least six discrete outputs. That requirement eliminates USB interfaces and many FireWire units that provide only stereo monitoring.

**Applications.** All of the major digital audio sequencers now have some kind of surround compatibility. MOTU Digital Performer, Apple Logic, and Steinberg Cubase SX 2 have enhanced panning features and plug-ins. Although Digidesign Pro Tools is used for many pro-level surround mixes (as is Steinberg Nuendo on PC-based systems), Pro Tools LE doesn't support surround directly, although a multi-channel mix and monitoring setup can be achieved using aux busses and sends.

Sequencers will create individual mono files or an interleaved multichannel file, which must then be encoded




FIG. A: Minnetonka SurCode, available in different versions for specific surround formats, is widely used for Dolby Digital (AC-3) and DTS encoding in Windows-based professional studios.

to one of the major surround formats, usually Dolby Digital (AC-3), before burning to high-resolution DVD-Audio or to the audio track of a standard DVD-Video. (Sony's SACD format requires professional equipment.) Minnetonka's SurCode (Win, \$999) is a popular pro-level PC-based encoder (see Fig. A). Cubase SX 2 can export 5.1 mixes in Windows Media format for playback on a surround-equipped computer.

Mac users have been restricted to Steinberg's higher-end Dolby and DTS encoders or the Circle Surround VST plug-in encoder (\$250; TDM version, \$750) made by SRS Labs ([www.srslabs.com](http://www.srslabs.com)). Windows and Mac users can use Minnetonka Discwelder Bronze software (\$99) to create DVD-Audio discs. Apple DVD Studio Pro (\$499) has a Dolby encoder for creating standard DVD-Video discs, which is the easiest way to hear your mix on other systems.



# Towers of Power.



## The new **BX8a** and **BX5a**.

Prepare to be surprised at the power and performance of the new M-Audio BX8a and BX5a—the successors to our popular BX8 and BX5. Our engineers pushed the laws of physics with new material combinations and integral cabinet/electronic design concepts, followed by countless hours of critical listening and tweaking. One result is that the low-frequency drivers operate more efficiently and behave as if they were actually in a larger cabinet—and that means tighter bass. Overall, the BX8a and BX5a deliver better accuracy and detail than monitors costing hundreds of dollars more. Audition them at your M-Audio dealer today.

- Kevlar low-frequency drivers > durability
- silk high-frequency drivers > longevity
- custom port design > low turbulence
- integral design > better performance
- custom damping > enhanced bass



"My M-Audio monitors are accurate and easy on the ears at a variety of volumes and listening positions, even after 12-hour sessions. They let me give the mixing engineer tracks that didn't require much tweaking for integration into the rest of the project—so I know my music remains faithful to my vision."

—Mark Isham, composer, "Crash"

M-Audio, the M-Audio logo, BX5, BX3a, BX8 and BX2a are trademarks or registered trademarks of Avid Technology, Inc. All other trademarks are owned by their respective owners.

# M-AUDIO

recording interfaces | USB keyboards | studio monitors | microphones | preamps | sound libraries | music software

[www.m-audio.com](http://www.m-audio.com)

a great deal of masking that hides a lot of the source material's faults and imperfections. You don't have that luxury with multichannel, because every flaw stands out as a result of the extra space and bandwidth available.

The most important component of a pro surround system is proper setup, says Wilkes. "It is imperative to use a correctly calibrated monitor system, with all five main channels set as close to full range as possible—certainly extending to 50 Hz, and preferably lower. Monitors should be of the same make and model, and if you are not using active monitors,

then all three amplifiers must be the same make and model. Otherwise, the weighting will be all wrong."

Wilkes favors foregoing the subwoofer and instead mixing in 5.0. "You cannot mix for multichannel using a sub/satellite configuration, or you won't know how it will sound when played back on a properly setup system. You will find that there will be either far too much or far too little bass."

Wilkes also warns against excessive limiting. "It is unnecessary to use the brickwall limiting techniques that are currently so fashionable in stereo mixes to raise the average levels. With five channels, 85 dB SPL is loud enough. If you want it louder, then turn up the amplifier. But never mix like this. If you do, it will sound bad. Overcompressed mixes sound dreadful enough in stereo; they are harsh, tiring and hard to listen to. In multichannel, the listener just turns it off—fast.

### Good Seats

"There are two ways to mix for surround," Wilkes says. "Put the listener in the audience or put the listener in the middle of the mix. The first approach works well with live material: place the band in the front three monitors, and use the rears to place the listener in the middle to front of the hall. Try to re-create the actual atmosphere at the show. That can be a very effective method to use, as long as you get it right. The second approach works with most, if not all, mixes. It is known as the 'aggressive' mix and uses all five channels equally with musically significant information coming at you from all sides. I also try to avoid using the .1 LFE [low-frequency effects] channel at the initial stages of the mix. I use it only at the final stage, unless I am preparing a movie soundtrack."

Mixing for games carries a unique set of requirements. As Collins points out, "Often our mixes will be heard on multiple pieces of hardware, which all sound very different. Surround 'folds down' in different ways, depending on what your primary playback box is. For example, PlayStation 2 uses Pro Logic II, whereas the Xbox uses Dolby Digital AC-3; we therefore need to make sure that each mix we do will read on every platform. Sometimes we'll do specific mixes, if time allows. Also, the sound delivery for these games is often a set of cheap speakers built into an old TV, so we check our mixes on that as well. Old television sets serve as our Auratones!"

## Associate of Science & Bachelor of Science Degree Programs



➤ Earn your Bachelor's Degree in Entertainment Business



800.226.7625  
fullsail.com

*If you're serious about your dream, we'll take your dream seriously.*

### school of

Computer Animation
Digital Media
▶ Entertainment Business
Film
Game Design & Development
▶ Recording Arts
▶ Show Production & Touring

3300 University Boulevard • Winter Park, FL 32792

Financial aid available to those who qualify • Job placement assistance • Accredited College, ACCSCT



"Generally, our surround mixes are for *cuts*—cinematic movies that propel the game story between levels," adds LucasArts Associate Sound Designer Jim Diaz. "I like to keep things as realistic and natural as possible. I try to stay true to the picture and use the surround field to immerse the player in the game's universe, which for us is the *Star Wars* universe, mostly. Also, I don't want the sound to intrude on the player's awareness. If you notice the sound, it's usually because it's bad. In a good game, the sound will engage the player and raise the intensity of the experience. Bad sound will distract and take away from the fun factor."

### Live and Kicking

Glasser tries to ensure that "the sound field or environment of the mixes is well balanced between the channels—that there aren't any holes in the space, and that the front and rear sounds are integrated. We always check the work using the bass manager and frequently add or remove information from the LFE channel. Fortunately, surround mixes do not have to be as heavily compressed or limited to have a dramatic impact. In fact, the Dolby and DTS encoders produce better sounding results with dynamic material."

Because the number of concert DVD-Video projects is increasing, Glasser advises mixers to put up multiple

## MODERN SURROUND FORMATS

**Dolby Digital.** Also known as AC-3, Dolby digital delivers mono, stereo, and up to 5.1 discrete channels of surround sound: left, center, right, left surround, right surround, and low-frequency effects (LFE). Global standard for DVD-Audio and DVD-Video. Digital audio standard for North American HDTV, digital cable, and DBS systems.

**DTS.** Similar to Dolby Digital in channels and quality. Popular in theaters, and used on many DVD-Audio discs. (More information is available at [dtsonline.com](http://dtsonline.com).)

**Dolby Digital Plus.** Next-generation audio codec that provides higher fidelity, extended channel applications, and broader utility. Backward compatibility with existing Dolby Digital decoders. Selected as the lossy audio codec for the HD DVD format.

**Dolby Digital Surround EX.** Introduces a center rear-channel to the 5.1 playback format of Dolby Digital. Additional channel clarifies audio effects that pan from front to back and improves the realism of audio that originates from directly behind the listener.

**Dolby Headphone.** Accurately simulates a 5.1-channel surround-sound speaker system from any pair of headphones for highly realistic "virtual surround." (You can hear demos at [www.dolby.com/consumer/technology/headphone.html](http://www.dolby.com/consumer/technology/headphone.html).)

audience mics printed to at least four tracks when recording concerts. For studio recordings, it's helpful to record some room mics, which can be used to place things in space. When mixing surround, calibrate your monitors

# Rockwind

A Division of The Woodwind & Brasswind



**Guitars, amps, keyboards, recording gear and more.**

**The right place for the hottest gear at the right price**

**Check us out online at [www.wbw.com](http://www.wbw.com)**

**Call toll free 888-348-5003**

**FREE Catalog**





using the NARAS and Dolby guidelines. Glasser advises clients to bring their in-progress surround mixes into his mastering studios for listening and review.

Klingberg is mindful of the care that's needed in working with classic albums and legendary clients. "My biggest challenge is remixing stereo recordings for artists such as Chicago, Carole King, and Earth, Wind & Fire in surround. The challenge is to capture the feel and emotion of the original stereo mix and translate that into the full 5.1 surround field. By definition, the mix will change, but I always try to retain the feel and vibe of the original. People know what the original recordings sound and feel like. Being sensitive to that feel and emotion is at the heart of remixing in surround.

"All of music mixing is based on a great stereo mix," says Klingberg. "I always start my surround mixes in stereo only. Adding things to the surround channels is the easy part. The great mixers who have years of stereo mixing experience make the best surround mixers. All the fundamentals of balance, EQ, compression, and sound-field placement start in stereo. Years of achieving that in stereo make for very compelling surround mixes. There is no substitute for knowing the fundamentals of audio engineering, including how to use dynamics,

microphone technique, preamp settings, a patch bay, EQ, console bus routing, and effects processing."

### Wild West of Sound

Will surround as we know it continue to grow in popularity, or should small-studio owners wait to adopt some other format? Colvin feels that, given the growth of investment and interest in the consumer market, surround is steadily positioning itself to replace stereo, in the same way that stereo replaced mono. It is a Wild West of sorts, with surround being the "open territory." The market will grow hungrier for diverse surround content, just as we are currently accustomed to the vast selection of stereo content. Getting in on the forefront of that kind of production makes it possible to carve new paths. That's exciting to me."

The studio owner who wants to expand should be as informed as possible before whipping out his cash, warns Colvin. "The most important factors in my decision were budget, manufacturer reputation, flexibility, and compatibility," he says. He sees no limits on types of work to look for: "Album production, video games, live events, and independent filmmaking—that's where I would look."

# TRANZPORT™

## Wireless DAW Controller





**"You are now free to move about the studio."**




- ⊕ 2-way RF for wireless, through-the-wall communication with your DAW
- ⊕ Presets for Pro Tools®, Digital Performer®, Sonar®, Cubase® and other DAW apps
- ⊕ Easy setup, fast access to your most often-used functions
- ⊕ Remote control of transport, mutes, solos, punches, markers, loops and more
- ⊕ Onboard metering, time display, track info, footswitch jack
- ⊕ Compatible with Mac® OS X and Windows® 2000/XP

© 2005 Frontier Design Group LLC





[www.frontierdesign.com](http://www.frontierdesign.com)



"I was recently asked to speak at a game developers conference about surround mixing techniques," says Klingberg. "Many games for the PlayStation and Xbox have now incorporated 5.1 surround sound. The experience is awesome and very cinematic. I'm convinced that audio production for games will include 5.1 surround-sound work for all of us in the industry."

"With the launch of DualDisc, all the labels will want to fill the DVD side of the DualDisc, and 5.1 surround mixes are great content for the DVD side," Klingberg continues. "Is your studio mixing a traditional stereo project for CD release? Why not pitch your client (and record label for that matter) on releasing your project in the DualDisc format, and then pitch them to do a 5.1 surround mix for the DVD side of the DualDisc?"

At LucasArts, Diaz is also optimistic about multichannel. "I believe that surround is the new high fidelity. It is the future of sound in every aspect. When quad sound was introduced in the 1970s, it was too far ahead of its time. That time has now arrived, and the entertainment industry is beginning to take full advantage of surround sound."

"I look forward to mixing music projects for surround," says Diaz. "I have heard a few classic rock albums mixed in surround, and they sounded like completely different recordings in some cases. The surround field really opens up the possibilities to engage the listener."

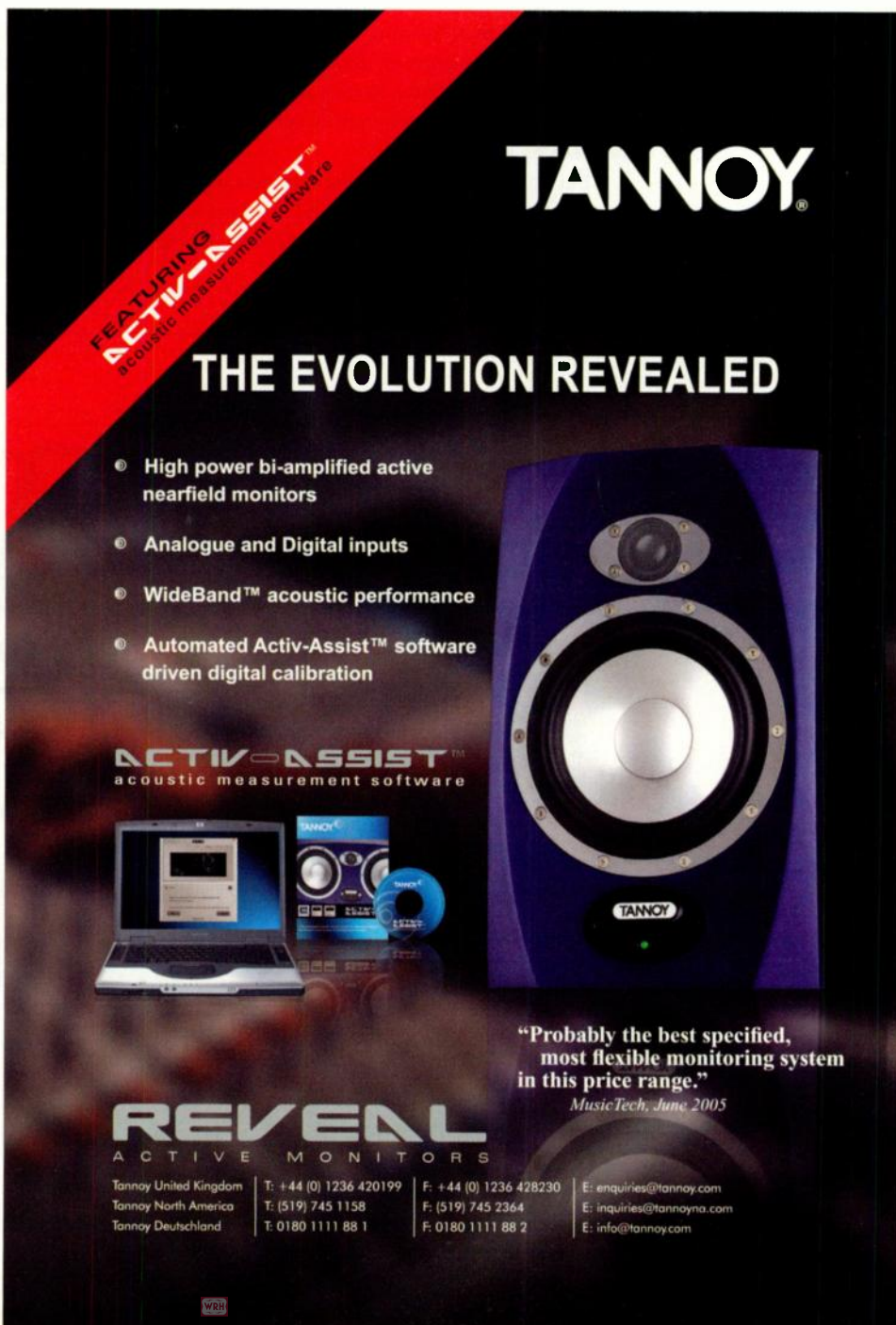
Collins adds, "I agree with Jim that surround music is excellent, and I hope that more of it is produced. Surround music won't truly take off until one format or another gains wide acceptance and some sort of standard is adhered to. If surround music ever makes its way into automobiles, then there will be a huge demand for it."

"Unfortunately, Pro Tools LE does not support surround," Diaz points out, "so running a Digi 002 is out of the question for project studios hoping to mix surround. Pro Tools TDM systems may be outside the budget of a project studio. Cubase SX and Nuendo by Steinberg have surround capability, as do MOTU's Digital Performer and Apple's Logic. Compatible hardware for those systems is readily available and affordable."

Once you've equipped your studio for surround, Collins believes that games are a great area in which to obtain work. "Lots of surround work needs to be done," he says, "whether it's for small cutscenes

or for making dozens of quad ambiences. An increasing number of films are being remixed for DVD, and television shows have been receiving the surround treatment for DVD release. Not all of those projects can support endless hours of surround remixing in larger facilities, so that might be a wonderful place to look for work."

"Word of mouth is big in this business," Diaz adds. "Working on small film projects is a good way to get started. Try a local film school for such jobs. They may not pay at first, but do them well and put them in your portfolio. Having experience and quality work are your best assets for getting another job."



**FEATURING ACTIV-ASSIST™**  
acoustic measurement software

# TANNOY®

## THE EVOLUTION REVEALED

- High power bi-amplified active nearfield monitors
- Analogue and Digital inputs
- WideBand™ acoustic performance
- Automated Activ-Assist™ software driven digital calibration

**ACTIV-ASSIST™**  
acoustic measurement software

**REVEAL**  
ACTIVE MONITORS

**"Probably the best specified, most flexible monitoring system in this price range."**  
*MusicTech, June 2005*

Tannoy United Kingdom	T: +44 (0) 1236 420199	F: +44 (0) 1236 428230	E: enquiries@tannoy.com
Tannoy North America	T: (519) 745 1158	F: (519) 745 2364	E: inquiries@tannoy.com
Tannoy Deutschland	T: 0180 1111 88 1	F: 0180 1111 88 2	E: info@tannoy.com

## A Caveat and a Confirmation

Wilkes feels that the future of multichannel audio is very exciting, and it will only get better. "New media such as the holographic systems currently under development will combine high-bandwidth multichannel audio and high-definition video simultaneously."

But he doesn't mince words when it comes to breaking in. "To the project-studio owner who is trying to get into surround—don't. Not unless you have a lot of money to spend and a stack of clients all lined up and ready to go. Otherwise, you'll spend far more time talking about surround or trying to talk clients into going for it than you will actually doing it. Initial investment is enormous, its many formats make it seriously expensive, and you must be geared up for all of them. If you aren't, the first job you land will require encoders or software and hardware that you don't have.

"Not only that, but you will need a dedicated space that has to be set up just so," adds Wilkes. "Multichannel is not even close to being as forgiving as stereo is. And you will need to spend the first two years learning, and not earning."

But by and large the surround mixers we spoke to agreed that the future of surround is secure and that when it comes to getting started with surround, there's

no time like the present. "We all know that surround is here to stay," says Yacono. "You either have to jump on the wagon or get left behind. Fortunately, it doesn't cost a million dollars to mix in surround anymore, so look for the equipment that will get you in the game early without killing your bank account. Pro Tools HD lets you mix anywhere from mono, to 7.1 right out of the box with some well-thought-out panning features.

"Stereo will be obsolete within the next few years," says Yacono. "At minimum, all stereo programs will have been derived from a downmixed surround program. If you're avoiding getting into surround because of the lack of surround work, create the work yourself. Take your 2-channel clients into the surround circle of life, and give them a taste of something they are going to want again and again."

With the advantages of powered monitors, low-cost satellites and subwoofers, surround-ready software applications, and reasonably priced DVD burners, these experts agree that expanding your studio into a multichannel laboratory should be a simple matter of "when," rather than "if." **EM**

*Rusty Cutchin is an associate editor of EM. He can be reached at [rcutchin@comcast.net](mailto:rcutchin@comcast.net).*

# TUBE FLAVOR!

**DINNER SPECIAL**  
**T3** LARGE DIAPHRAGM  
 TUBE MICROPHONE  
 INCLUDES:  
 9 PATTERN TUBE MIC  
 POWER SUPPLY  
 SHOCK MOUNT  
 7 PIN CABLE  
 HARD SHELL CASE  
**\$499\***  
\*estimated street price



**LUNCH SPECIAL**  
**TB1** LARGE DIAPHRAGM  
 TUBE MICROPHONE  
 INCLUDES:  
 POWER SUPPLY  
 SHOCK MOUNT  
 7 PIN CABLE  
 HARD SHELL CASE  
**\$250\***  
\*estimated street price







# REMIX HOTEL LOS ANGELES

**NEW DATES! NOVEMBER 4-6, 2005**

**AT THE NEW SAE INSTITUTE ON SUNSET BLVD.**

*Remix* magazine and partners present three FREE days of technology master classes, panels, demos and clinics about music production and performance for electronic- and urban-music producers, engineers, musicians and DJs. The Remix Hotel offers exposure to and training on the hottest products available for the production and performance markets.

**Book your room now at the Chamberlain West Hollywood—  
go to [remixhotel.com](http://remixhotel.com) for special discounts and booking info!**

**REMIX**



ALESIS

AKAI

Numark

i digi design

BEAN

utah

MACKIE.

PRO  
DJ

M-AUDIO®

RANE

serato

chamberlain  
WEST HOLLYWOOD

[remixhotel.com](http://remixhotel.com)

# Sequencing

By Dennis Miller, Brian Smithers,  
and Geary Yelton

# on a Shoestring

A digital audio sequencer is the core of almost every computer-based recording studio. More than any other type of software, sequencers have made the personal-studio revolution possible. Musicians everywhere can record their music using the same techniques and many of the same tools as top professionals. For the first time in history, if your recordings are disappointing, you can no longer blame your equipment.

Although top-shelf (and top-dollar) programs such as Pro Tools, Digital Performer, Cubase SX, and Sonar Professional Edition can handle anything that multitrack recording software can, many less expensive products are available to anyone with more modest needs and financial resources. Today's musicians are living in an age of unprecedented democratization: if you can afford a computer, you can afford the software needed to produce professional-sounding recordings in any musical style.

EM set out to find low-cost sequencers and what makes them different from their high-price counterparts. For the purposes of this article, we decided that each sequencer must retail for less than \$225 to qualify as affordable. Our research uncovered a dozen products from as many manufacturers (see the specifications table for version numbers). Most are exclusively for Windows, perhaps indicating that the majority of entry-level users

own PCs. Bremmers Audio Design MultitrackStudio Pro Plus, Cakewalk Home Studio 2 XL, FASoft n-Track Studio, and Image-Line Software FL Studio Producer Edition fall into that category. Digital Sound Planet's Quartz AudioMaster Pro and PG Music's PowerTracks Pro Audio are Windows-only applications as well.

Most of the Windows programs are completely self-contained, but two provide separate applications for handling audio and MIDI chores. Midisoft Studio Ensemble 2003 XP comprises the multitrack sequencer Studio 2003 and AudioPro Wave Editor. MIDI Studio and Audio Studio make up Magix Music Maker 10 Deluxe.

We found two low-cost sequencers exclusively for Mac users: Apple GarageBand and Sagan Metro LX. GarageBand is part of a software suite that also includes nonmusical applications. Two programs—Mackie Tracktion and Steinberg Cubase SE—are available on either computer platform.



**You don't have to be rich  
to afford a digital audio  
workstation.**





What follows is a roundup of each sequencer's main features. We'll start with an overview of all the programs and then provide summaries on some unique aspects of each. The specifications table should help you to compare the programs feature-for-feature. If you're shopping for a low-cost sequencer, this article will help you find one that will best suits your needs.

## Interface-off


Some of the greatest differences among sequencers are their individual approaches to the graphical user interface (GUI). A well-designed interface lets you record, arrange, and mix your music quickly and efficiently, with maximum productivity and a minimum number of technical headaches. Because sequencers typically offer many functions and capabilities, having a clear and consistent GUI is essential, so that users can have a pleasant and productive hands-on experience.

Generally speaking, one advantage of low-cost sequencers is that they can be simpler to operate than their high-end brethren because they don't offer such a bewildering array of options. Still, any sequencer needs to provide the basics, which include the means to navigate your way around the sequencer and the project being recorded; to record, play back, and edit MIDI and audio tracks; to import data; to host effects and instrument plug-ins; and to get finished recordings out into the real world.

**FIG. 1:** FL Studio's Step Sequencer lets you program soft synths and samplers using familiar techniques that were originally developed in the '70s for programming drum machines.



Other than FL Studio (formerly known as Fruityloops), MultitrackStudio, and Studio 2003, all the programs featured in this article present the traditional track view as their primary user interface. Track names are shown on the left side of the main window, with a data area to the right. Alongside the track names are usually buttons or some other means to select MIDI channels, audio inputs and outputs, and related track parameters. The track view is familiar to almost anyone who has used a sequencer. It's also an intuitive way to orient yourself within a program.



**FIG. 2:** Several plug-ins that work only with Mackie Tracttion 2, as well as standard VST plug-ins, are included in its software bundle. Originally developed by Acuma Labs for Mackie's d8b digital mixing console, Final Mix is a stereo mastering processor that furnishes a soft-clip limiter, 3-band compression, and two 6-band parametric equalizers.

FL Studio users spend most of their time in the Step Sequencer, a gridlike interface that has horizontal rows of buttons representing 16th-note steps and vertical rows of instruments such as soft synths, sample players, and the like (see Fig. 1). Step sequencing is not a technique you'd use if you want to record your music in real time, however, so FL Studio has the most to offer users who enjoy building tracks note by note. MultitrackStudio uses a variation on the track view, but its data area is hidden by default and appears below the track header when displayed. Studio 2003 shows all tracks only in the Score view; to edit audio tracks, you must open the Wave view, which doesn't display MIDI tracks.

One of PowerTracks' most powerful features lets you toggle a track between audio and MIDI at any point, and GarageBand lets you convert the MIDI data in Apple Loops to audio data. When you assign a MIDI track to a soft synth or the built-in sampler, MultitrackStudio will display notes as generic waveshapes that can be edited or as a rendered waveform view that cannot be edited, but neither option actually commits the track to an audio file. In all the other programs discussed here, tracks are fixed as either audio or MIDI. Although most sequencers let you resize individual tracks, n-Track and PowerTracks have alternate track views that display configuration information, but they don't show actual audio or MIDI data.

Home Studio, MIDI Studio, PowerTracks, and Studio 2003 have a Go To option that lets you quickly view any portion of your project—a handy navigation feature. n-Track has a feature that allows you to simultaneously change the vertical and horizontal ranges that are displayed.

All of the programs except GarageBand and MIDI Studio support markers, a useful feature for locating points in your recording—for example, the start of a verse or chorus, a voice-over's punch-in point, or the boundaries of a phrase that needs effects. In FL Studio,



# MOBILE HOME

Eight combo jacks (XLR or 1/4") all with phantom power let you connect 8 mics

Each mixer channel has 4 bands of parametric EQ and compression

USB 2.0 connectivity lets you drag and drop files to your computer

Pitch Fix let's you easily correct out-of-tune vocal tracks

The AWI600 plays back 16 tracks at a time, has 144 virtual tracks and includes a 36 channel mixer with two system effects all based on the 02R96

The built-in CD recorder and 40 GB hard drive let's you store and master as many songs as you want



## AWI600

## PROFESSIONAL AUDIO WORKSTATION

The AWI600 is a complete professional mobile recording studio. It has everything you need to record, mix and master your songs to the built-in CDR in one portable and rugged package. It's also designed to do one thing and one thing only — be the best multi-track studio possible. So you never have to worry about IRQ settings or OS crashes.

The eight transparent/low noise mic preamps, 36 channel 02R96-based mixing engine with 4 bands of EQ and compression on every channel, even the unique Pitch Fix algorithm to correct the pitch of out-of-tune vocals are all built into a durable metal chassis that's road ready and Yamaha tough. You're always ready to pick up and go anywhere you want to record. And, of course, the AWI600 is the perfect centerpiece of a home studio.

So whether you never leave the trailer park or are always on the road collaborating with friends and recording live events, the AWI600 is the perfect mobile/home studio solution.

TOTALLY RELIABLE.  
EASILY PORTABLE.  
COMPLETELY PROFESSIONAL.

 **YAMAHA**



markers always appear at the start of a song, and you must drag them to the position that you want. Half the programs have a dedicated Markers window (AudioMaster calls them Cues) for setting and editing markers. In PowerTracks, the markers appear only in the Bars window, not the main Track view. You also can't move them around with the mouse. n-Track has a variety of marker options, including the ability to display a pop-up time-indicator window a few beats before a marker is reached as a song is playing.

A piano-roll view or its equivalent is the main area for entering and editing individual notes in Home Studio, Metro, MIDI Studio, MultitrackStudio, and n-Track. In FL Studio, the Piano Roll view is an alternative to the Step Sequencer window and is used to enter specific pitches for a synth, among other things. Most of the other programs have graphic editors that use piano-roll displays in separate windows that you open for each track.

n-Track has a great feature that allows you to define any range of notes as a pattern, and then use the mouse to draw the pattern repeatedly. Home Studio's Pattern Brush performs a similar function, and the program comes with several dozen preset patterns to use as defaults.

Eight of the 12 sequencers let you see your music as standard notation. If printed music is one of the primary reasons you use music software, you'll want to

investigate those programs more closely. The printing options in PowerTracks and Studio 2003 offer the most flexibility. GarageBand and MultitrackStudio are the only ones that display notation but don't let you print musical scores.

FIG. 3: Apple GarageBand 2.0.2 features an uncomplicated single-window interface for recording audio, arranging loops, and tracking software instruments. Its wealth of pro-level features belies its entry-level orientation.

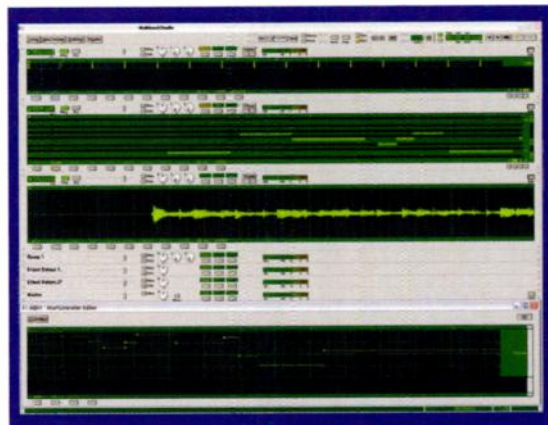


FIG. 4: MultitrackStudio Pro Plus makes recording and mixing MIDI and audio efficient. Three insert effects are available per track, each of which can chain up to six effects courtesy of the Multi Effect.

Seven programs have editable event lists, which can make a significant difference if you like to tweak the tiniest details of MIDI performances. All except GarageBand and Multitrack Studio have a dedicated mixer display, and even those provide almost identical functionality in other windows.

The programs discussed in this article have a variety of other work areas. Home Studio's has Synth Rack, a dedicated soft-instrument display; PowerTracks has Piano-Keyboard and Guitar-Fretboard windows, both of which show notes currently being played; n-Track has Big Time screen, which can use many common video formats as the display increments; and FL Studio has a Browser screen, in which you can preview and select loops. GarageBand's Musical Typing window lets you play software instruments and enter note data with your computer keyboard, and its Loop Browser lets you search for and audition Apple Loops.

Cubase's Pool is used for organizing audio and video resources and various windows for routing and controlling VST instruments and effects. Likewise, AudioMaster offers the Navigator, which lets you browse audio and MIDI assets and display audio file metadata. It also has a unique Karaoke view. MIDI Studio's HyperDraw view gives you graphic editing of controllers within individual sequences. The Object Editor in Audio Studio allows you to assign plug-ins and other mix parameters to individual audio objects. Metro features Rhythm Explorer, an algorithmic assistant for generating percussion and other parts, as well as a Jukebox window that can play and batch convert various audio formats. Cubase, Home Studio, Metro, n-Track, and Tracktion allow you to trigger and view video clips while a song is playing.

## MIDI Manipulation

Though digital audio is becoming evermore the *raison d'être* of music software, the 12 programs in our roundup



# FOR OVER 30 YEARS LEXICON HAS BEEN IN WORLD-CLASS RECORDING STUDIOS...



## ΩMEGA™ DESKTOP RECORDING STUDIO

### ...NOW YOUR HOME CAN BE ONE OF THEM.



#### OMEGA DESKTOP RECORDING STUDIO™ INCLUDES:

- Steinberg® Cubase LE® — Multi-Track Recording Software
- Lexicon® Omega — 8 Input x 4 Bus x 2 Output USB I/O Mixer
- Lexicon® Pantheon™ — World Class VST Reverb Plug-In

More than 30 years ago, when Lexicon invented digital reverb, most recording studios were multi-million dollar rooms occupied only by famous rock stars and big record labels. And while Lexicon still lives in that rarified air of stardom with the world's most sought-after reverbs, now you can find us a lot closer to home.

Now Lexicon brings you the Omega Desktop Recording Studio, a completely integrated recording system with everything you need to transform your computer into a full-on professional 24-bit digital studio, all in one box. In addition to Steinberg Cubase LE® recording and production software, you'll get an 8-input, 4-Bus, 2-output USB I/O mixer with inserts, instrument input, MIDI I/O and complete metering and monitoring functions. Record up to 4 tracks at once from 8 audio sources, and mix up to 48 audio and 64 MIDI tracks almost anywhere... with the lush, exquisitely rich reverbs that made Lexicon famous in a VST version of Lexicon's Pantheon® reverb plug-in.

Pick up an Omega Studio at your Lexicon Pro dealer today, and discover for yourself why that famed "Lexicon Sound" has been on the majority of hit recordings since 1971. Who knows? Maybe the next one will be yours.

**Lexicon**  
PRO

## COMPLETE RECORDING SOLUTION

CONTAINS ALL THE COMPONENTS NECESSARY TO TRANSFORM YOUR COMPUTER INTO A PROFESSIONAL 24-BIT RECORDING STUDIO.



offer a respectable range of MIDI options. Although none of them come close to what you'd find in a top-of-the-line sequencer, even the least expensive of today's sequencers runs rings around its predigital-audio ancestors in terms of MIDI capabilities. Nonetheless, GarageBand is unusual in that it can't trigger external MIDI instruments; it can trigger only Audio Units (AU) plug-ins and included software instruments.

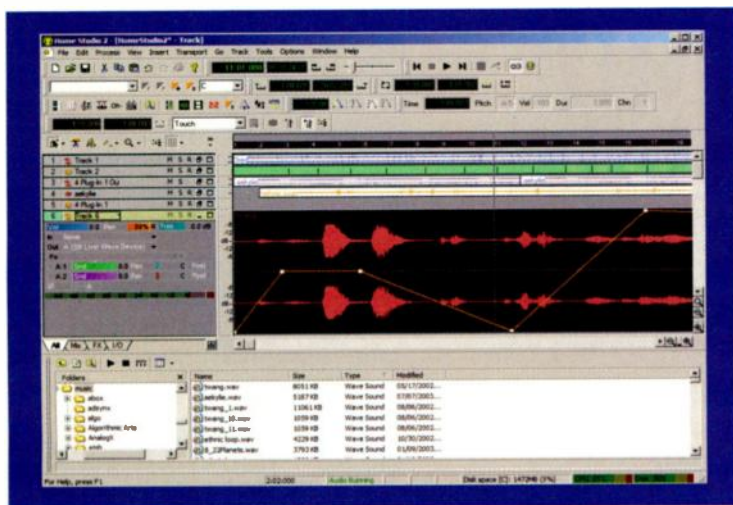
All of the sequencers allow you to load a Standard MIDI File (SMF) and to record from an external MIDI controller. You can step record in eight programs, and several of them have a range of punch options. MIDI timing resolution determines how accurately a sequencer captures a MIDI performance; the more parts per quarter note (ppqn), the better the resolution. In the sequencers covered here, MIDI timing extends from a low of 96 ppqn in AudioMaster to a high of 3,840 ppqn in PowerTracks. If you're working with sound for picture, synchronization features are essential. More than half can generate or slave to MTC or SMPTE, and they can display time code in a variety of formats. GarageBand, Home Studio, Cubase SE, Metro LX, and FL Studio don't support time-code synchronization.

All of the programs include basic editing functions such as cut, copy, and paste, and all provide one or more types of quantization. n-Track has a flexible quantize option that allows you to snap to common note durations as well as to a value of any arbitrary number of ticks. Several sequencers allow you to transpose, slide, or change the length of MIDI events. Cubase and PowerTracks include the option to eliminate overlapping notes.

Most of the programs let you get creative with MIDI data by performing some nifty tricks. Cubase,

Home Studio, FL Studio, and Metro each have an arpeggiator with adjustable parameters. To loosen up stiff rhythm tracks, Metro and MultitrackStudio have Humanize

FIG. 5: Home Studio's heritage, Cakewalk Sonar 2.0, ensures the stability of the program and brings the user into an extensive family of desktop musicians.



processes in their gig bags. FL Studio adds flam and strum effects, which come in handy when you're creating drum and guitar parts.

Some programs give you tools for generating random MIDI events, for creating new MIDI events based on existing data, or for changing one form of MIDI data to another. For example, FL Studio's Randomizer lets you determine whether it generates many hundreds of new notes or just a few. MIDI Studio has a sophisticated Transform window that enables logical processing, allowing you to alter the pitch, length, Velocity, order, speed, and other properties of selected data.

## Sound Investments

All of the programs in our roundup allow you to record, cut, copy, paste, and play back multiple tracks of audio. Beyond those functions, the range of features varies widely. If you want high-quality recordings and don't mind consuming hard-disk space, all but two support 24-bit audio resolution and 96 kHz sampling rates. Although it's somewhat unlikely that low-budget sequencer users own big-budget audio rigs, a few even support 192 kHz (hardware permitting). All except GarageBand and Studio Ensemble can handle sampling-rate conversion. All the Windows programs support MME (except FL Studio), WDM, and ASIO drivers, and all the Mac programs support Core Audio.

All but Studio 2003 can import or export audio files in formats other than WAV, which is great if you want to use audio from sources such as your MP3 collection or custom-format sample libraries. Studio 2003's audio capabilities are limited—it can import and export only WAV files and does not feature any of the routing, automation, looping, and output capabilities of the other programs.

It's easy to adjust an audio clip's length in most of these sequencers: just click on and drag its beginning or end to the desired length. You can also click on and drag a clip to a new location in every audio program except AudioPro. All of the programs except for AudioMaster and MultitrackStudio allow you to loop entire audio tracks or defined regions.

Most of the programs let you bounce multiple tracks to a new track directly from the main track interface, and most can automatically create a new audio file containing the bounced tracks. PowerTracks also has a nifty feature that lets you automatically create a new disk file from the output of a DXi, and FL Studio can automatically insert any recording you make of its output directly back into its Playlist.

Busing and routing options give you the most flexibility for getting your signals from here to there—from a group of channels to a single stereo reverb plug-in, for example. Such features are standard in most of the programs, though they're implemented in many different ways. n-Track supports the most aux channels



presenting

# Philharmonik MIROSLAV



## Orchestra & Choir Workstation

A powerful integrated Orchestral Workstation combining the legendary Miroslav Vitous Orchestral and Choir sample collection masterpieces with a dedicated plug-in instrument specifically tailored toward classical sounds and arrangements.

• A workstation focused on orchestral instruments and ensembles. Solo Instruments, String Ensembles, Woodwinds and Brass Ensembles, Classical Percussion, Harp, Classical Choirs plus Cathedral Pipe Organ, Classical Guitar, Concert Piano and Harpsichord all together making up more than 7 Gigabytes of premium symphonic samples.

• Includes the complete Miroslav Vitous orchestra and choir library at a fraction of the price. A legendary, complete, orchestral and choir sound collection, available now for many times less than the original price.

• Hi-End samples with more realism. Special care has been made to preserve the original orchestra and choir collections to bring out their finest qualities and to add many samples to the collection that have never been released previously. Plus with IK's powerful STRETCH™ engine and effects, Philharmonik offers enhanced realism in your orchestral performances with real-time glissando, fluid pitch bends, performance-based time-stretching and more.

• Includes some of the most beautiful and playable sounds amongst any orchestral products. Miroslav Vitous orchestral samples have marked the atmosphere of hundreds of top class

movies and productions. Beautifully recorded at the Dvořák Symphony Hall in Prague by Miroslav Vitous, these sounds have a texture, warmth, and beauty that is unmatched in the sample world.

*About Miroslav Vitous:* Miroslav Vitous co-founded the band Weather Report. His orchestral samples are considered some of the most beautiful and playable amongst the symphonic sample sets in the market because of his vision to bring out the most emotional and moving sound of the orchestra in his highly acclaimed sample collection.

Miroslav Philharmonik \$499 USRP



[www.philharmonik.com](http://www.philharmonik.com)



IK Multimedia. Musicians First.

[www.ikmultimedia.com](http://www.ikmultimedia.com)





(32), and PowerTracks supports the fewest (2). GarageBand doesn't have any auxes at all, though it does have a master bus that can serve the same purpose. If you've never used aux channels, though, you probably won't miss them. Not surprisingly, none of the low-cost sequencers offer explicit surround support—a surround mixer, for example—but if you have a multichannel audio interface and use ASIO drivers or Core Audio, you can send a signal to as many channels as your hardware allows. The next version of n-Track, which we've seen in beta, will include a surround (5.1, 7.1, and above) mixer.

Part of the fun of mixing with a sequencer is using automation to control changes—fade up here, add reverb there, and so on. You can record mixer automation in all of the programs except GarageBand and MultitrackStudio, and most (including GarageBand) let you draw volume and pan curves onscreen. MultitrackStudio offers graphic volume editing using its Automated Fader plug-in.

### Effects Collections

Most entry-level programs differ from top-of-the-line software in the number and types of included effects. Although some of these programs come up quite a bit short, a few are downright bountiful. Fortunately, all of them except Studio 2003 support either AU, DirectX, or VST effects, and half support two plug-in formats. (In theory, plug-in support makes your audio-processing arsenal unlimited.) Several also have native real-time or destructive audio effects. Studio 2003 has no audio effects other than those built into your sound card.

FL Studio stands out for its large number of audio effects. Among its many unique offerings are the Fruity



FIG. 6: Quartz AudioMaster's interface should be familiar to anyone who has used a sequencer before. Its feature set includes plenty of audio and MIDI tracks along with an interesting Specialization window.

GarageBand has a respectable stable of effects, including some nice guitar-amp simulations, the gender-bending Vocal Transformer, Enhance Tuning (for correcting pitch), and Enhance Timing (for quantizing audio). Traktion has an extensive bundle of freeware VST effects from Maxim Digital Audio (MDA), as well as IK Multimedia's AmpliTube LE modeled guitar amp. Traktion also comes with Final Mix, a rather sophisticated stereo mastering processor that works only with that program (see Fig. 2). For taking projects all the way to completion, Final Mix gives Traktion tangible advantages that might cost considerably more using similar plug-ins. Mackie promises to deliver several additional Traktion-exclusive plug-ins soon.

MultitrackStudio's Convolver is one of the least-expensive tools that uses impulse responses, and its Band Effect splits a signal path into three frequency ranges for multiband processing. AudioMaster's 20 effects include a pseudo-surround process that can create some interesting results. MIDI Studio includes Digital Factory, a sophisticated suite of offline processes such as pitch shifting, time compression and expansion, and more. Audio Studio offers noise reduction, time stretching, and even a vocoder. Only three of the sequencers don't have time-stretching capabilities: Metro LX, MultitrackStudio, and Studio Ensemble 2003.

All of the programs have some form of EQ, and all but Home Studio and Studio 2003 include dynamics processors. Most give you at least a handful of effects presets, and all but Studio 2003 let you save your own custom settings. Several let you draw effects automation curves, and a few support effects-send automation either

## If your recordings are disappointing, you can no longer blame your equipment.

Waveshaper, Fruity Scratcher, and Time Stretcher, the last of which offers five distinct methods for time stretching and pitch shifting. Cubase SE comes with a bundle of 22 VST effects, such as QuadraFuzz, StepFilter, and Tranceformer. It has so many, in fact, that you could go a long time without needing any additional plug-ins. PowerTracks Pro also rates highly in this area with nearly 20 of its own bundled effects. Its Generate Audio Harmonies option is worth a special mention: it can create a single new harmony part and use notes from a MIDI track as the starting pitches for multiple new harmony parts.





Simi Valley, CA, USA  
April 29, 2005



Official Workstation  
Replacement Software 2005

## Worldwide effects of the Reason 3.0 launch.

When something comes along that's extremely efficient, awesomely inspiring and mindblowingly flexible, the things that are not will simply have to go.

Reason 3.0: Huge, great-sounding Soundbank containing everything from noises to drum loops to life-like strings and piano sounds • Performance-friendly architecture for both live and studio use • Out-of-the-box hardware integration • A lightning-fast sound browser for locating sounds in a flash, on stage or in the studio • One-click loading of massive combinations of instruments and effects • A sound like nothing else • Hands-on, fully featured sequencer • Infinitely expandable sound library - no ROMs or cartridges • Completely and effectively eliminates the need for pricey, oversized workstation keyboards.





It can display standard music notation in real time. Considering its status as a low-cost, beginner-level program, GarageBand is surprisingly deep. Although it's the only sequencer in our roundup that can't play hardware-based MIDI instruments (without third-party software, anyway), its loop-sequencing capabilities and its collection of software instruments are thoroughly professional.

GarageBand presents most of its user interface in a single window, with controls for each track on the left, a timeline that displays track data on the right, a control strip across the center, and when you reveal it, an area for editing tracks or browsing loops at the bottom (see Fig. 3). Adding a track opens a dialog box in which you select either a Real Instrument or a Software Instrument from a long list of each. A Real Instrument is an audio track with preset effects that are optimized for a particular instrument or instruments such as acoustic piano, modern rock bass, string ensemble, or modern female vocals. You can also select an audio track with no effects. If you select a guitar track, you can choose from a list of amp-simulation presets borrowed from Apple Logic 7. In fact, most of GarageBand's technology was originally developed either for Logic or for Apple Soundtrack.

Choosing a Software Instrument creates a MIDI track that's preconfigured with a soft synth or sampled instrument. GarageBand's list of available instruments is extensive, and the multisamples are top-notch, with samples for every note and as many as ten Velocity layers. The soft synths use modeling techniques to emulate a nice variety of classic and modern electronic timbres.

For either type of track—audio or MIDI—you can open an information panel that gives you access to effects-processing parameters. GarageBand's host of effects is much more comprehensive than you might expect in a low-price sequencer. It also handles AU instruments and effects extremely well. To place an AU instrument on a track, you must first create a Software Instrument track and then replace the GarageBand instrument with an instrument plug-in.

You have complete control over each track's level and panning, and you can automate them by manipulating a graphic line with breakpoints. In addition to controlling master volume the same way, GarageBand 2.0.2 lets you transpose any portion or an entire song by using breakpoints to vary the master pitch.



FIG. 8: On all counts, FL Studio is not your average sequencer. Its many recording, editing, and playback features merit it the name workstation.

### What's in Your Garage?

In addition to audio and MIDI recording, GarageBand is adept at loop sequencing. It has done more than any other program to establish Apple Loops as a bona fide standard. Apple Loops are beat-sliced MIDI and AIFF files imprinted with metadata that contains keywords and information about tempo and key signature, making it possible to search for loops in GarageBand's Browser and to pitch-shift and time-stretch music to make it fit your composition.

More than 1,000 Apple Loops are included with GarageBand, and you can add thousands more with optional Apple GarageBand Jam Packs (which also include additional instruments and effects presets) and with third-party libraries. GarageBand can convert its audio and MIDI tracks to Apple Loops, and it can import SMFs and audio files from other formats and convert them to Apple Loops.

You'll need a fairly powerful, up-to-date Mac to run GarageBand, especially if you want to make the most of Apple Loops. Even then, its instability has been known to cause inexplicable crashes. While its lack of MIDI outputs will be a deal-breaker for some musicians, it is ideal for anyone who wants to explore the world of virtual instruments and sampled loops, and the price is right.

### **Bremmers Audio Design MultitrackStudio Pro Plus 3.1.1.0 (Win, \$119 download or \$139 boxed)**

It took me a while to wrap my brain around MultitrackStudio's interface, but once I did I found some nicely implemented features. If your habits run toward recording and mixing without a lot of detailed editing, you'll feel right at home. MultitrackStudio supports



# ONE OF A KIND

- Sound line
- DJ line
- Sampling line
- Effects line
- synth line
- Guitar line



**REAKTOR 5** delivers originality every time. The fifth generation of the award winning sound studio will inspire your creativity with a massive collection of pioneering sound generators and cutting-edge effects. Its unique adaptability allows you to modify any instrument or build new ones from scratch. The new REAKTOR Core Technology™ delves deeper into modular construction than ever before, breaking new ground in versatility and audio quality. Sound synthesis and signal processing have never been so powerful.

THE FUTURE OF SOUND

[www.ni-reaktor.com](http://www.ni-reaktor.com)



„Everything that comes out by Native Instruments is top notch quality, with a depth that I really appreciate. REAKTOR has been all over my productions for years. The new version is incredible, and more indispensable for me than ever.“  
Trent Reznor, Nine Inch Nails



MacFormat  
UK, 08/2005



Electronic Musician  
USA, 01/2004



Computer Music  
UK, 07/2005



Remix  
USA, 01/2004



MusicTech  
UK, 09/2003



Keyboard  
USA, 11/2003

Awards and press statements in reference to REAKTOR 4

**NI** NATIVE INSTRUMENTS  
SOFTWARE SYNTHESIS

GENERATE THE FUTURE OF SOUND



high-resolution audio, has unlimited audio and MIDI tracks, and accepts VST and DirectX plug-ins.

The lack of a mixer view is deceptive: MultitrackStudio is one big mixer, and all of its routing options are available from its main screen (see Fig. 4). Routing is straightforward and powerful, allowing you to send any track to any number of effects returns and assign it to one of any number of groups. Every audio track, effects return, and group has three effects slots. For more processing possibilities, you can assign any or all of the effects slots to the Multi Effect plug-in, which in turn gives you six effects slots. That's a total of 18 insert effects per track, each of which could conceivably hold another Multi Effect. Presets can recall plug-in parameters and entire plug-in chains.

The Stereo Effect gives you separate signal paths for a track's left and right channels, letting you process them independently. A convolution effect is included, and you can download a free set of Classic Reverb impulse responses that include examples from a Hammond spring reverb and the EMT 140 and 250.

It's common for sequencers to integrate audio and MIDI tracks for a smooth workflow, but at times MultitrackStudio blurs the line even further than usual. By default, MIDI tracks have a single effects slot, and you use that to assign the track to a physical MIDI port. If you use the slot to assign the track to a VSTi or DXi virtual instrument, however, you automatically get two additional effects slots, allowing you to process the soft synth's output with additional plug-ins; thus a MIDI track becomes an audio track as well. The included sampler supports both SoundFont and GIG formats, opening

the door to oodles of sample libraries that range from cute and cheap to powerful and steep.

I was somewhat less taken with MultitrackStudio's editing features. You can open any audio or MIDI

track to reveal its edit view, from which you can do basic cut, copy, and paste operations. Audio crossfades are automatic but not editable, and you must click on a button to undo an operation because pressing Control + z doesn't do anything. Basic logical MIDI functions include such standards as Quantize, Transpose, and Humanize. One interesting edit feature is the Multi Track Editor, which applies all edits to every track that has an open Edit view. You can use it to chop out or repeat entire sections across multiple tracks.

I don't know why each MIDI track is stored as a separate SMF, but it doesn't impede your work. Nice touches include one-click setup of an alternate record take in a new track and the ability to split incoming MIDI notes into two keyboard zones and rechannel and transpose them. For recording and mixing without a lot of editing, MultitrackStudio delivers the goods.

### Cakewalk Home Studio 2.2 (Win, \$149)

Although it may not have a modern interface, Home Studio is a solid and stable performer that would be suitable for many common music projects. Its simple and intuitive organization belies a host of powerful production tools, and its long PC heritage (it's built on Cakewalk Sonar 2 technology) ensures that it will integrate well into your workflow.


Home Studio is the model of a classic sequencer. Its Track Properties view appears along the left of the screen, and the area for managing data (audio, MIDI, and controllers, for example) appears to the right (see Fig. 5). There's also an Explorer-style window at the bottom of the screen for locating the files that you need in a project. Numerous aspects of the program can be customized, from picking the location to store audio files and choosing interface color schemes to performing various tweaks to your audio hardware. You can also configure key commands for controlling the program from a computer keyboard or a MIDI controller.

Most of the MIDI activity occurs in the Piano Roll view, where you'll find a keyboard display along the left edge of the screen (unless you're working with a drum track, which shows drum names) and a pane at the bottom for entering and editing controller data. Surprisingly, program changes cannot be entered in this window. Right-clicking on an existing note gives you access to numerous details about the note—Velocity, duration, start time, and so on—and it's easy to fine-tune events to your liking. Just as easily, you can highlight a large number of notes and drag, copy, or delete them as needed. In fact, editing is just about as simple as it gets.

### Audio Aspects

For large-scale editing such as moving big chunks of data around in the Track View, Home Studio doesn't

FIG. 9: Although Mackie Tracttion 2's GUI takes some getting used to, it ensures fast and easy operation once you've learned your way around. No commands appear in the Menu bar—not even File or Edit menus.





MARK HUDSON, HIT SONGWRITER,  
INDEPENDENT PRODUCER FOR OZZY  
OSBOURNE, RINGO STARR, AEROSMITH  
AND MANY OTHERS, WILL BE THE  
PRESIDING DIGITECH SONGWRITING  
CONTEST JUDGE.



# I WANT YOU

FOR THE DIGITECH®

WWW.GUITARWORKSTATION.COM

SONGWRITING CONTEST!

**\$35,000 IN PRIZES**

**FOR USERS OF THE GNX3, GNX3000 & GNX4,  
WORLD'S MOST POWERFUL GUITAR WORKSTATIONS.**

Record your best original songs on a  
DigiTech Guitar Workstation®. Submit  
them by September 30<sup>th</sup>, 2005. Contest

administration  
and hosting is by

Broadjam, the #1 independent  
musicians' source for web-based song  
promotion and networking tools.



The first 1000 to check  
out contest details at  
[www.guitarworkstation.com](http://www.guitarworkstation.com) get a  
**FREE** copy of *Guitar Workstation:  
The Power User's Guide*.

**1<sup>ST</sup> PRIZE \$20,000**

worth of gear from DigiTech®, Lexicon®, dbx®, BSS, Crown®,  
Soundcraft®, JBL Pro® and AKG® and a trip to LA...  
plus dinner with producer/judge Mark Hudson who'll  
pitch your song to key recording label execs!

**2<sup>ND</sup> PRIZE \$10,000**

worth of recording and performance gear

**3<sup>RD</sup> PRIZE \$5,000**

worth of recording and performance gear



PERFORM PRACTICE CREATE RECORD Take your music to the next level with a Guitar Workstation!

**DigiTech®**  
The Power to Create

A Harman International Company



## LOW-COST SEQUENCER SPECIFICATIONS

Manufacturer	Program	Platform	Simultaneous MIDI Tracks	Maximum Clock Resolution (ppqn)	Quantization Types	Sequencing Method	Editing Views
Apple Computer	GarageBand 2.0.2	Mac OS X	Unlimited	960	Normal, swing light, swing heavy	Linear, loop	Timeline, piano roll, notation
Bremmers Audio Design	MultitrackStudio Pro Plus 3.1.1.0	Win 98/SE/ME/2000/XP	Unlimited	1,000	Normal, percentage, humanize, length	Linear	Piano roll, notation, drum, controller, wave, tempo, multitrack
Cakewalk	Home Studio 2 XL	Win 98/SE/ME/2000/XP	Unlimited	960	Groove, swing by percentage, tick offset	Linear, pattern	Piano roll, SysEx, event, notation, console, studioware, tempo, markers
Digital Sound Planet	Quartz AudioMaster Pro 4.6	Win 9x/NT/2000	128	960	Normal, input	Linear, loop, overdub, step, punch	Tracks, audio, mixer, piano roll, event list
FASoft	n-Track Studio 4.0.5	Win 98/NT/ME/2000/XP	Unlimited	1,920	Grid, swing, randomize	Linear	Timeline, piano roll, events list
Image-Line Software	FL Studio 5.0.2 Producer Edition	Win 9X/2000/XP	999	768	Swing	Linear, step, pattern	Piano roll, track, envelopes and events
Mackie	Tracktion 2	Mac OS X, Win 2000/XP	Unlimited	960	Grid, swing, groove	Linear, step	Piano roll, timeline, track, controllers
Magix	Music Studio 10 (MIDI Studio, Audio Studio)	Win 98/98 SE/ME/2000/XP	Unlimited	960	Normal, swing, groove	Linear, loop, overdub, step, punch	Piano roll, notation, event list, multitrack
Midisoft	Studio Ensemble 2003 XP (Studio 2003, AudioPro Wave Editor)	Win 9x/XP	32,000	1,000	Normal	Linear, loop, overdub, step, punch	Notation, piano roll, event list, wave
PG Music, Inc.	PowerTracks Pro Audio 10	Win 9x/NT/2000/XP	48	3,940	Swing, percentage, randomize	Linear, step	Tracks, audio, mixer, events, bars, piano roll, notation, SysEx editor
Sagan	Metro LX 6.3	Mac OS X	48	960	Normal, swing, percentage	Linear, loop, overdub, step, punch	Tracks, piano roll, audio, mixer, event, drum, SysEx
Steinberg	Cubase SE 1.0.7	Mac OS X, Win 2000/XP	Unlimited	480	Normal, soft, groove	Linear, loop, overdub, step, punch	Key, list, drum, score, SysEx



SysEx Editing	Looping	Number of Audio Tracks	Integrated MIDI/Audio Edit Screen	Audio Effects	Pitch-Shift Type	DSP Plug-in Formats	Extract Timing from Audio	Special Features	List Price
No	Yes	Unlimited	Yes	Reverb, chorus, echo, flanger, compression, EQ, amp simulation, Vocal Transformer, more	Enhance Tuning (formant preserving)	Audio Units	No	Software instruments included, converts audio to Apple Loops, export to AIFF; iLife '05 suite included	\$79
No	No	Unlimited	Yes	Reverb, delay, chorus, flange, convolution, dynamics, more	Varispeed only	DirectX, VST	Yes (tempo)	Convolution effect, sampler, flexible routing	\$119
Yes	Yes	Unlimited	Yes	Reverb, chorus, flange, delay, AmpSim Lite	Formant preserving, traditional	DirectX, DXi 2.0	No	Home Studio and additional audio FX, DXi sampler, CD of ACID-format Cakewalk loops	\$149
Yes	No	128	Yes	Reverbs, delays, chorus, flange, more	Traditional	VST, DirectX	No	Karaoke file support, GM/GS/XG editor, Specialization display	\$132 (download); \$265 (boxed)
Yes	Yes	Unlimited	Yes	Reverb, echo, compression, pitch shift, chorus, EQ	Formant preserving	DirectX, VST, DXi, VSTi	No	Works with WDM and ASIO drivers, spectrum analyzer	\$49
No	Yes	999	Yes	VST(i), DX(i), Buzz & FL	ZPlane Elastic	VST(i), DX(i), Buzz & FL	Yes	Speech synth, drum machine	\$149
No	Yes	Unlimited	Yes	Reverb, EQ, delay, chorus, phaser, compressor/limiter, pitch shifter, filter, guitar-amp simulation	Traditional	VST	No	Track freeze, multiple VST directory support, 64-bit mix engine, Rack Filters, ReWire host	\$199
Yes	Yes	64	Yes	Reverbs, delays, chorus, flange, more	Elastic Audio (normal, formant preserving)	VST, DirectX	Yes	Software instruments included, CD burning, EQ cloning, ReWire host	\$79
Yes	No	256	No	Normalize, echo, chorus, EQ (AudioPro Wave Editor only)	Traditional	None	No	Extensive notation features	\$84
Yes	Yes	48	Yes	Compression, gate, distortion, reverb, echo, chorus, flanger, ring mod, tremolo, tone, EQ, exciter	Traditional	Proprietary, DirectX	No	Create audio harmonies from MIDI notes, export to WMA and MP3, CD-RW software, guitar tuner	\$49
Yes	Yes	16	Yes	All Audio Units, VST	None	Audio Units, VST	No	ReWire host, track freeze, unlimited markers, plug-in directory, Rhythm Explorer	\$134
Yes	Yes	48	Yes	Reverbs, delays, chorus, flange, more	Traditional, formant preserving, harmony	VST	Yes	ReWire host, VST System Link-compatible, supports native audio	\$149



distinguish between audio and MIDI. Just click on and drag whatever range of events you want, or draw pan, volume, or effects automation directly on the screen. Home Studio also supports automatic crossfades, which it uses when two audio clips overlap.

Home Studio doesn't offer many options for more detailed audio editing; you'll need an external audio application, which you can link to Home Studio, and the name of that program will appear in the Tool menu. You'll probably spend some time in the Loop Construction window, however, where you can tweak settings to better enable Home Studio to perform its looping functions. Looping is enabled simply by clicking on and dragging an audio clip to the desired length.

The Console View provides access to bussing and routing options. There you can configure track and master effects and as many as 16 aux buses, and you can use Home Studio's considerable automation features. Nearly every control in the program can be automated, and it's easy to group multiple controls or take snapshots of specific settings for recall.

Home Studio ships with a Getting Started manual and not much more (aside from the two soft synths), but the online help is extensive. The Cakewalk forum is also a great place for help with the program, and you can rest assured that owning Home Studio will put you in a large family of users who will no doubt help you on your way.

### **Digital Sound Planet Quartz AudioMaster Professional 4.6 (Win, \$132.90 download or \$265.90 boxed)**

Quartz AudioMaster might not look impressive, but under the hood it has lots to offer. Supporting 128 MIDI tracks, 128 audio tracks, 8 aux buses, and as many as 16 stereo inputs and outputs, AudioMaster has enough power to meet the needs of almost any project. It comes with a variety of audio effects and supports VST and DirectX plug-ins.

AudioMaster's interface is plain but functional, and it should feel familiar to anyone who has ever worked with a sequencer (see Fig. 6). It supports customizable key commands for most functions, and it ships with Cakewalk and Cubase key-command templates. AudioMaster presents MIDI and audio data as uninformative empty rectangles, however, which sets it back several years compared with its peers. You can perform basic cut-and-paste editing in the main track view, but more detailed editing takes place in dedicated audio and MIDI windows.

You can do a lot of sequencing and recording in AudioMaster, and if you use GS- or XG-compatible synthesizers, you'll appreciate its direct support of their effects capabilities. Its inability to load virtual instruments, however, may prove frustrating.

AudioMaster's unassuming mixer doesn't reveal its full potential until you click on six separate buttons to show its auxes, dynamics, EQ, groups, inputs, and gain/polarity controls. At that point the program becomes quite impressive, bearing resemblance to a large-format console. Adding insert effects is as simple as clicking on the DSP button and choosing VST, DirectX, or built-in processing from a dialog box. Once you've closed the dialog box, there's no visual indication of whether any plug-ins exist on a track.

### **Spacial Special**

One of Quartz AudioMaster's standout features is an intriguing Spacialization view that allows you to graphically adjust pan and level of multiple tracks by dragging them closer to or farther from the user's position and left or right within a little room. Despite its name, it doesn't actually involve any psychoacoustic DSP, but it makes visualizing placement a breeze. The Surround processor uses perceptual manipulation, and although it's no substitute for true surround panning, it is nevertheless an interesting sonic tweak.

If you're into karaoke, AudioMaster can import and export special karaoke MIDI files (KAR) and display lyrics in a dedicated window. As a navigational aid, the window can display cues (markers) during playback. In addition, AudioMaster can serve as a master or a slave when synchronizing to external sequencers.

Although its software has a lot to offer, Digital Sound Planet's main focus is on serving as a Web site for online musical collaboration. In fact, the site provides a freeware version of Quartz specifically intended for collaboration. Be aware, however, that the company's support is not up to snuff. Despite our best efforts, EM was unable to make direct contact with the company to request a proper review copy of Quartz AudioMaster in time for this roundup. We ended up using the evaluation version, which doesn't let you save projects. If you like what AudioMaster has to offer, don't look for much hand-holding from the manufacturer.

### **FASoft n-Track Studio 4.05 (Win, \$49 or \$75 with 24-bit file support)**

n-Track Studio is a versatile program that would be a good choice for basic and complex audio and MIDI projects. It has a highly modular interface—the various windows can be easily resized and moved around the screen—and it supports a large number of configurable options. The program's audio-editing features are extensive, and its support for common protocols, such as ReWire and DX and VST instruments and effects, allow it to be the centerpiece of a modern music-production studio.

n-Track opens to a blank slate onto which you can insert any number of audio or MIDI tracks (see Fig. 7).



# VIENNA SYMPHONIC LIBRARY

## Summer Classics

**30% OFF**

On Select Products  
July 15 – Sept. 15

Free Sample Downloads!



FIRST & PRO EDITION – 30% off on all products and upgrades!

ATTENTION: FIRST EDITION will be discontinued as of September 15, 2005!



HORIZON SERIES – 30% off on these titles:

FRENCH OBOE  
~~\$295~~ \$207

WOODWIND ENSEMBLES  
~~\$455~~ \$319

EPIC HORNS  
~~\$395~~ \$277

CHAMBER STRINGS  
~~\$895~~ \$627

SOLO STRINGS  
~~\$495~~ \$347



VIENNA SYMPHONIC LIBRARY

[www.vsl.co.at](http://www.vsl.co.at)



VIDEO TUTORIALS on DVD! Paul Steinbauer, Vienna Symphonic Library's Chief Editing Engineer, explains the Performance Tool in meticulous detail. First-handtips and practical examples for beginners and professional users.

\$39



[ilio.com](http://ilio.com)



The program uses the standard arrangement of vertically arranged tracks, with data shown along a horizontal timeline to the right. You can toggle the display of configurable level meters on a per-track basis directly in the tracks area, which is also where you enable the Freeze function. (Freeze renders a track and its effects to disk, and then reloads it onto the same track.)

To begin a mixing or mastering project, you might use the file Import option, which lets you choose one or more WAV or OGG files and pick a time offset to place them anywhere in the project. Like Home Studio, n-Track supports clips, which are chunks of data that you can move around on the timeline. Its auto-fade feature supports logarithmic and linear curves, and it can apply effects on a clip-by-clip basis. Be careful when removing a track from a project, because the first option you'll see when prompted is to delete the actual file off your hard drive.

n-Track's included effects aren't numerous, but they sound very good and have parameters that you can update while a track is playing. The reverb, for example, has ten parameters (pre-delay, length, room size, damping, and others), and as with the other effects, you can apply reverb to only the left or right channel of a stereo file. Input and output meters appear on the effects' dialog boxes, and you can save as many of your own presets as needed.

MIDI features are ample. n-Track's Piano Roll view has an option to display only the type of events you want, and you can select what type of event will be entered when you click on the Place icon. By Control + clicking on that icon, you can designate the note properties (Velocity and length) for new notes that you enter. In the Events List, you can alter multiple notes at once—transposing all notes in a measure, for example—and filter out types of events that you don't want displayed.

### Get Smart

n-Track has a number of smart and helpful features that make common tasks easier. For example, you can snap the cursor to the beginning or end of a clip (as opposed to simply snapping the clip to the cursor position), and you can toggle the display of audio tracks as waveforms or as simple text listings. n-Track also lets you choose whether many of its audio-editing functions result in nondestructive or destructive changes. In some cases (time stretching, for example), you can create a new file reflecting the changes or make changes to an existing file. It also has a handy option that displays a list of all WAV files



FIG. 10: Magix Music Studio's MIDI Studio application is an offshoot of Emagic Logic, featuring the same views, terms, and signal flow.

used in a project, and its built-in CD burning feature is well integrated.

n-Track is available only as a download, and its documentation exists only as online help. (A PDF manual is available as a separate download.) A short, getting-started tutorial is included in the help file, and the indexing is thorough. The users forum appears to be very active, with many thousands of replies to nearly 2,000 individual topics, and the program is updated and enhanced on a regular basis. You'll certainly be in good company if you choose n-Track for your studio.

### Image-Line FL Studio Producer Edition 5.02 (Win, \$149)

FL Studio offers a slightly different approach to sequencing, using a step sequencer for its main composition interface. Individual layers of the sequencer are called channels, though they serve as what most other programs call tracks. On FL Studio's mixer, you'll find tracks, as opposed to what most programs call channels. But terminology aside, this software is a music-production powerhouse and has capabilities that extend far beyond the techno and electronica styles you might associate it with.

More than any other program in this roundup, FL Studio deserves the name workstation. It includes an audio editor, a robust mixer, numerous internal effects and soft synths, sampler players, and more. But that's just for starters: you'll also find a vast number of tools for manipulating MIDI data, such as the note-randomizing and chord-building functions in the Piano Roll; powerful enveloping tools, including the ability to create highly complex curves using LFO generators; and a variety of recording and automation features.



# INTRODUCING CME

## THE NEXT GENERATION OF KEYBOARD CONTROLLERS

"..In a world of Plastic USB Controllers, this is a different animal...I'm going to buy this..

The UF8 is the right product, at the right time, for the right price."

-Craig Anderton, Keyboard Magazine

"I could not stop playing it - seriously.  
Feels like a real grand piano.  
Best action that I have ever seen..."

- Grant Nicholas (T-Bone, Yolanda Adams, Mya, El De Barge, Toni Braxton)

### Everything that you have imagined

Imagine that somehow you were given the power to design the next generation of midi / usb keyboard controllers. You would probably want them in a durable aluminum case so they are roadworthy and appear professional.

You would want to include a full set of sequencer transport controls so you could do all your work from your keyboard without needing a mouse or separate controller. Throw in a breath controller and after-touch for added expressiveness for your virtual synths, and then make sure you can add a 24 bit / 192khz firewire audio expansion option, conveniently giving you extra performance and recording power. Of course, don't forget to put in 8 knobs and 9 sliders. For the 88 note version, you would want to put in the same hammer action assembly that is used on one of the most popular digital grand pianos. For the other models, put in a semi-weighted keyboard that is more robust than anything you would find in its price class.

There, you've done it.... you've created a series of fully professional, all powerful master keyboard controllers.

Actually we've done it .... and we've done it for a price much lower than you would expect.

## THE CME UF LINEUP

### ALL MODELS FEATURE:

- Durable Aluminum Case
- Firewire Audio Expansion Port
- Breath Controller Port
- Aftertouch
- Midi Out Port
- 8 Assignable control knobs, 9 Assignable sliders
- Sustain Pedal and Controller Pedal Jacks
- USB Midi Port, Power Supplied Via USB
- Win 2000/XP, Mac OSX Compatible
- Full Sequencer Transport Controls, LED Data Display.
- Transpose, Octave, Channel Assignment, Keyboard Splitting


**UF5** 49 weighted keys \$199\*




**UF6** 61 weighted keys \$299\*



**UF7** 76 weighted keys \$399\*



**UF8** 88 Hammer Action Keys \$599\*



UF-400e: Firewire Audio Interface Option: 2 Analog ins/outs, 24 bit 192 Khz, 1 Midi I/O, 1 co-axial digital I/O, 111 db, 1 mic input, 2 headphone outputs, mLAN Compatible \*249

Specifications and appearance subject to change without notice. All trademarks and registered trademarks are property of their respective owners.

\*estimated selling price

# CME

www.cme-pro.com  
Distributed in North America by Kaysound



www.kaysound.com  
514-633-8877

**Musician's Friend**  
www.musiciansfriend.com

**samash.com**  
www.samash.com

**Music123.com**  
www.music123.com

**AMERICAN MUSICAL**  
www.americanmusical.com

Available At:



### Step Right Up

When you first start FL Studio, the step sequencer displays four channels, each containing a sample player (see Fig. 8). Click on the button for any of the channels (Kick, Clap, HiHat, and Snare), and a Channel Settings window will open. That window brings you to the primary work areas for the type of channel that you're using; for example, sampler settings include a page to enable looping, time-stretching or pitch-shifting a sample; for replacing the existing sample with a new file; and for applying a variety of effects to the sample. At the bottom of the page is a waveform display in which you can access the Tempo Detection and Wave Editor features.

The default number of steps per pattern is 16, but you can easily change that (to a maximum of 64). Tempo settings range from 10 to 999 bpm in 1/1,000ths of a beat increments. Projects can run more than just the length of a single pattern. In fact, you can have an unlimited number of patterns playing as many as 999 times in sequence, and even loop that if needed. You can build complex formal designs in the Playlist window, in which you can determine when and how often patterns play. There are several tools for entering pattern triggers (such as a paintbrush and pencil), and you can customize the window (color schemes and zoom levels, for example) to your liking.

FL Studio has you covered for many common production tasks. It offers presets for everything from mixer configurations and randomized note timings to effects settings. The content is also worth a special mention. Dozens of individual samples, drum loops, and even complete multitrack

FIG. 11: The audio portion of Magix Music Studio is called Audio Studio, and it features a powerful combination of pattern-based soft synths, high-quality effects, and multitrack audio recording and editing.

production tasks. It offers presets for everything from mixer configurations and randomized note timings to effects settings. The content is also worth a special mention. Dozens of individual samples, drum loops, and even complete multitrack



projects will get you jump started, demonstrating the many facets of the program. The excellent online video tutorials cover aspects of the program ranging from beginning to advanced, and the online help system is extremely thorough.

FL Studio was a big, pleasant surprise for me in this roundup. The program crashed several times, however, during the review period. It crashed once when I adjusted polyphony while a sequence was looping (the problem was not repeatable). But the range of music making that you can do with FL Studio is vast. If you're looking for a program that is not your average sequencer, give it a try.

### Mackie Traktion 2 (Mac/Win, \$199)

Traktion was first bundled with Spike, Mackie's turn-key recording system (reviewed in the January 2005 issue of EM, available online at [www.emusician.com](http://www.emusician.com)). Since then, Traktion has been upgraded to version 2, which includes more plug-ins and enhancements such as external sync, Broadcast WAV file import, new automation features, and support for 64-bit processing and Mackie control surfaces.

Like GarageBand, Traktion has a simplified user interface with most functions always at your fingertips. By default, pop-up help appears whenever you hold your cursor over an object for more than two seconds. Traktion has only three windows, each of which can be selected by clicking on the appropriate tab: Projects, Settings, and the currently open project. The Projects window shows project files and their resources, which may include MIDI files, audio samples, and recorded or imported audio files. In the Settings window, you can enable and disable audio and MIDI devices, specify the sampling rate and latency buffer, edit key commands, and indicate user preferences (such as the number of undo levels).

In the open project's window, inputs are on the left, and data is in the middle, with processors and outputs on the right (see Fig. 9). At the bottom center is the Properties panel, which lets you access the parameters of any object that you select. If you select a MIDI input, you can change MIDI channels, turn on input quantization, and so on. If you select an audio input, you can specify parameters such as file format and bit depth.

Traktion's unique graphical approach extends to plug-ins and other effects, which are called Filters. By default, each track has filters for volume, panning, and a level meter. You can insert an additional filter in series with the others by clicking on and dragging it from the New Filter icon and then selecting it from a list. Filters include instrument plug-ins as well. The GUIs of most plug-ins appear in their own windows, just as you'd expect, but most of them look almost out of place in



# Anthology (an thol'ə jē), n.

**definition:** The complete collection of all nine Eventide TDM plug-ins for an incredibly low price.

**\$200 rebate**  
for Digidesign Massive Pack  
and Eventide plug-in owners\*\*

The Eventide **Anthology** bundle includes: H3000 Factory™, H3000 Band Delays™, Eventide Reverb, Octavox™, H910, Instant Phaser™, Instant Flanger™, H949, and Omnipressor®. **All for only \$995\***



\*List price \$1195. Combined list price if purchased separately \$2875. Estimated US street price \$995. Upgrade price for owners of two or more Eventide software products \$599.

\*\*Anthology must be purchased from an authorized dealer between July 1 through September 30, 2005, terms and rebate form at [www.eventide.com/rebate](http://www.eventide.com/rebate)

Eventide and Omnipressor are registered trademarks; H3000, Clockworks Legacy, H3000 Factory, H3000 Band Delays, Octavox, Instant Phaser, and Instant Flanger are trademarks of Eventide. © 2005 Eventide Inc.

# Eventide®



Tracktion's flat, 2-D landscape. If you want, you can lock them in place on top of the sequencer's GUI.

### Tracktion Packed

One of the first things I noticed about Tracktion was its complete lack of commands in the Menu bar—there isn't a File menu, an Edit menu, and any of the standard Mac or Windows GUI features. Buttons, sliders, and text fields are used for most tasks, and virtually nothing is hidden. Although there isn't an event-list editor, when you click on a note in the track display, you can edit its properties in the Properties panel's MIDI Event window.

If you aren't thrilled with Tracktion's appearance, you can customize the colors of just about everything onscreen. Tracktion can fill the screen no matter what size your monitor is, or you can scale it to make additional room for plug-ins or ReWire-synchronized applications.

Tracktion's user interface is so nonstandard that it could take a while for you to begin performing basic tasks, but it all falls into place once you grasp its GUI. The same traits that might be disorienting at first translate into speed and ease of use after you learn your way around. Because Tracktion's appearance is so unusual, it might be easiest to learn if you're unfamiliar with other sequencers.

### Magix Music Studio 10 Deluxe (Win, \$79.99)

Magix Music Studio is another case of split personalities, consisting of MIDI Studio and Audio Studio. One look at MIDI Studio and you'll know that Magix collaborated with Emagic—the resemblance to Logic is unmistakable (see Fig. 10). If you felt abandoned when Apple bought Emagic and discontinued Logic for Windows, you might want to give Magix MIDI Studio a try. Although it doesn't include the same soft synths that have made the most recent versions of Logic such a great package, it does include some worthy instruments of its own. The interface, terminology, and functionality that you knew and loved (except for the Environment) is there, right down to the fonts and track icons.

If you're less familiar with Logic, here's the rundown: MIDI Studio is a powerful sequencer that supports audio tracks and soft synths. You insert a soft synth on an Audio Instrument track, which holds mix parameters for the synth and its MIDI performance data—a powerful and convenient implementation. You can create and edit MIDI controllers in the HyperDraw view and process them in the Transform window. There is standard piano-roll editing in the Matrix Edit view, and a Drum Edit view and Event List are also among the edit windows. As many as 90 different Screensets can recall specific combinations of views with a keystroke.

MIDI Studio's audio features are extensive, including nondestructive clip editing in the Audio Window

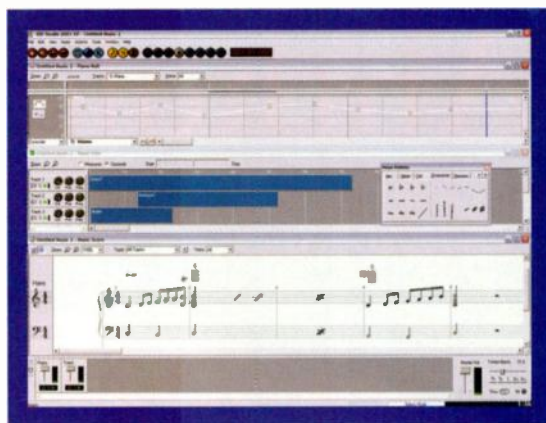


FIG. 12: Studio 2003 XP's strength is in its notation features. It has basic audio recording capabilities, but it does not support plug-ins or complex audio editing.

and sample-accurate editing in the Sample Editor. There are a number of useful effects, ranging from EQ and compression to reverb, and DirectX effects are supported. Music Studio was upgraded to version 10 just as we were finishing this roundup, and new to MIDI Studio is ReWire support, allowing integration with such staples as Propellerhead Reason and Cakewalk Project5. The one major audio limitation is MIDI Studio's 16-bit, 48 kHz maximum resolution.

### The Better Half

Audio Studio's lineage is as impressive as that of its fraternal twin: it owes a great deal to Magix's pro-audio software Samplitude, a well-respected (if underutilized) DAW. Audio Studio doesn't have MIDI support, but it does come with several pattern-based soft synths, ranging from a virtual live drummer and an old-school drum machine to a vocoder (see Fig. 11).

One of Audio Studio's most interesting new features is the addition of Elastic Audio Easy pitch manipulation. With a graphical interface resembling that of the most famous pitch-correction programs, the Elastic Audio Easy editor does credible manual and automatic pitch correction and manual audio transposition. Although I doubt Elastic Audio Easy will supplant its more-famous peers any time soon, I was able to use it to retune and harmonize vocals discretely, as well as create the infamous Cher effect without so much as a glance at the manual.

My favorite discovery, however, was Audio Studio's CD-creation features. It can burn a disc-at-once Red Book CD directly from a project without having to bounce it first—you simply add track markers and burn away. You also have complete control over the placement of Index 0, also known as the "pregap." It took exactly ten seconds for me to create a "hidden" track in the pause between tracks 1 and 2, something that



# BROAD SCOPE AUDIO

- Desktop Audio
- Live Sound/PA
- Pro Recording
- Broadcast/ENG
- Electronic Field Production

## B&H Pro Audio...

is uniquely positioned to meet the diverse needs of today's Audio Professional.

Our 30,000 sq. ft. Superstore, comprehensive Website, and experienced sales staff provide real world solutions for the increasingly specific requirements of Pro Media's converging technologies.

Our huge inventory and prompt worldwide shipping make B&H a true one-stop source for every pro-audio need.

**800-947-5509**

**212-444-6679**

420 Ninth Avenue

New York, NY 10001

visit B&H Online at

**[www.bhproaudio.com](http://www.bhproaudio.com)**

*The Professional's Source*







many dedicated CD-burning programs don't allow. CD Text and subindices are also easy to create.

Unlike MIDI Studio, Audio Studio supports 24-bit audio and features a 32-bit floating-point audio engine. If the MIDI features of MIDI Studio and the audio features of Audio Studio were combined in a single program, Music Studio would be a formidable DAW. As two separate applications, it's still a formidable bargain.

### Midisoft Studio Ensemble 2003 (Win, \$84.95)

Studio Ensemble 2003 is actually a pair of applications. Studio 2003 XP (see Fig. 12) does most of the heavy lifting, and AudioPro Wave Editor lets you edit and process audio clips. Such a division of labor is similar to using an external audio editor with Cakewalk Home Studio, but Studio 2003 XP's audio support is far more limited than Home Studio's. Furthermore, the two applications are not tightly integrated: you must save your changes to a file in AudioPro and then reimport it into Studio 2003.

Studio 2003 approaches sequencing from a traditional music-notation perspective and allows much more manipulation of the printed page than most sequencers, especially those in its price range. Complex meters, ornaments, dynamics, rehearsal markings, articulations, bowings, chord symbols, chord fingerings, odd clefs, and more are available from a point-and-click palette. Most of those symbols, however, do not affect playback.

A standard piano-roll view allows you to enter and edit MIDI parts. As in the score editor, you must select a note value from the

palette and then click on the spot where you want to insert a note. Once a note has been inserted, you can use the mouse in Selection mode to relocate it or change its duration. A Controllers pane below the Notes pane allows simple graphic editing of tempo, continuous controllers, pitch bend, Channel Pressure, and more. You can edit Velocity by right-clicking on a note and then editing the value in a dialog box.

You can combine audio clips with the MIDI tracks or even record audio parts in Studio 2003, but you can't display audio and MIDI side by side. You can drag audio clips across eight audio tracks, but even simple copy and paste operations are unavailable. Interestingly, each audio track has a Frequency control that actually changes the track's playback speed. It's not a time-stretching feature because pitch changes with the speed.

### Riding the Wave

Studio Ensemble's audio editor AudioPro supports a variety of basic file-based audio processes (see Fig. 13). You can easily reverse all or part of a file, trim to selection, and change the DC offset (although the program doesn't give you a method for measuring the existing offset). With only one level of undo, however, a degree of caution is in order. AudioPro has EQ, normalization, and automatic pop and hiss reduction. All processes with user parameters are controlled by text values within a single dialog box. Echo, chorus, flange, and fades are possible, but reverb isn't available. AudioPro doesn't offer any provision for auditioning effects.

If printing musical scores is your primary purpose in selecting sequencing software, Studio 2003 may be your cup of tea. Don't expect to create CD-ready tracks, however, because it's not that kind of a program. It allows you to track a scratch vocal over your MIDI-performed score, and for some folks, that will be sufficient.

Studio 2003 and AudioPro crashed a few times during my testing—the programs would lock up, requiring the three-finger salute. Midisoft has an update that is said to fix some bugs, but when I downloaded it and ran the updater, it refused to install because the folder to which the original CD installed the software was not the same folder in which the updater wanted to find it. The updater didn't give me the option to install it in a different folder.

### PG Music PowerTracks Pro Audio 10 PowerPAK (Win, \$69)

PowerTracks Pro Audio 10 is at the low end of the price continuum, yet it offers a good balance of audio and MIDI features. In fact, it may be the best bargain in the bunch. (An even lower-price version, for \$49, is comparable in features but comes with less additional context.) For starters, it has some nifty setup options,

FIG. 13: AudioPro Wave Editor expands Studio Ensemble 2003's audio capabilities by adding waveform editing, normalization, simple noise reduction, and other DSP processes.







# Kelly Clarkson • Jason Halbert M-POWERED

"I rely on M-Audio gear to easily pull off what would otherwise be difficult or impossible. Ableton Live is the master for the whole show and my Ozonic is the command center for both Live and my rack of gear—including all the patch changes. The hammer-action and piano sound of the ProKeys 88 are so good that I play a second one mounted inside a gutted grand piano cabinet for Kelly's more intimate songs. And the Trigger Finger now lets me play one-shots live that I used to have to sequence. For me, M-Audio means total control."

—Jason Halbert, musical director, Kelly Clarkson



## Kelly Clarkson "BREAKAWAY"

The Acclaimed New Artist Album  
Featuring the smash hits  
"Behind These Hazel Eyes"  
"Since U Been Gone"



**ProKeys 88**  
88-Key Hammer-Action  
Premium Stage Piano



**Ozonic**  
37-Key FireWire Audio/MIDI  
Interface and Controller



**Trigger Finger**  
16-Pad MIDI  
Drum Control Surface

**GET M-POWERED**

**M-AUDIO**

recording interfaces | USB keyboards | studio monitors | microphones | preamps | sound libraries | music software

www.m-audio.com







such as the ability to choose any DXi synth on your system as the default sound engine. There are some unique interface elements—for example, the drum window shows actual pictures of the drums in the General MIDI drum set (see Fig. 14). You can play the drums by clicking on their pictures or by using keyboard shortcuts, and you can record drum hits as you play them.

PowerTracks Pro's audio-editing features range from the commonplace to the unusual. Among the former are reverb, echo, chorus, EQ, pitch shift, and flange (though surprisingly, there's no normalize option); and among the latter are the ability to merge multiple, separate audio clips on a track into one continuous clip; the ability to split a stereo track into two mono tracks; and the Auto-Harmonize feature, which is based on TC Electronic's algorithms. In addition to creating a single harmony track at some interval from an existing track or using the notes in a MIDI track as starting notes for new parts, PowerTracks Pro can generate harmony parts based on any chord symbols that you have placed into your song.

In the MIDI arena, PowerTracks Pro has a number of features that can assist you in your music making. It lets you fill a track with a preexisting note/rhythmic pattern, which is great for making drum tracks quickly. It can also rechannel MIDI data or substitute one type of controller data for another. Its Data Filter lets you isolate specific types or ranges of data (only notes between C4 and C5, for example) for selection prior to editing, and it offers many ways to fine-tune your music, including transposing, sliding, or changing the length of notes.

### Taking Notes

PowerTracks has the page-layout and printing options of a good notation program, but the notation functions are well below that level. To enter a note in the notation window, you must either choose a note duration from a drop-down menu or let the program automatically determine what note value you want based on where in the measure



FIG. 14: PowerTracks Pro Audio includes features that will appeal to guitar and keyboard players alike. Its drum window is also among the more unusual interfaces that you'll find.

you click. Entering dotted notes and tuplets isn't as easy as it could be, and there's support for only a few time signatures. Nevertheless, the printouts look great, and the engraver spacing and other professional features make the notation option a big bonus.

Guitar players will appreciate PowerTracks Pro's offerings. A configurable fretboard display shows notes as they're being played, which can be useful for figuring out fingerings. A Guitar-Cleanup window lets you adjust the timing of individual channels of data received from a MIDI guitar. The tuner plug-in can track the frequency of an incoming signal and show how sharp or flat the notes are. The tuner can also generate a variety of tones.

PowerTracks Pro has numerous other features that I haven't mentioned due to space constraints. Its printed manual, though not exhaustive, is more than adequate, and I didn't experience any glitches or crashes during many hours of using the program.

### Sagan Metro LX 6.3 (Mac, \$134.99)

The history of Metro is long and convoluted. Developed by Jeremy Sagan, Metro began life in 1989 as Dr. T's MIDI-only Mac sequencer Beyond. Macromedia acquired Beyond and changed its name to Metro, pairing it with the audio program Deck. Soon thereafter, a company called OSC gave Metro audio-recording capabilities and eventually sold it to Cakewalk. It has now grown into a family of digital audio sequencers from Sagan Technology.

Metro has been around for a while, gradually migrating from Macintosh System 6 to Mac OS X. Metro's capabilities have grown to the point that it has become a mature sequencer able to hold its own against any other in its price range. Several versions are currently available, ranging from the beginner-level Metro SE (\$69.99) to the full-blown multitrack audio workstation Metro

## CONTACT INFORMATION

Apple Computer  
www.apple.com

Bremmers Audio Design  
www.multitrackstudio.com

Cakewalk  
www.cakewalk.com

Digital Sound Planet  
www.digitalsoundplanet.com

FASoft  
www.ntrack.com

Image-Line Software  
www.flstudio.com

Mackie  
www.mackie.com

Magix  
www.magix.com

Midisoft  
www.midisoft.com

PG Music  
www.pgmusic.com  
Sagan Technology  
www.sagantech.biz

Steinberg  
www.steinberg.net



# "I use Emulator X on just about everything I do."

## Jimmy Nichols

Music Director and Keyboardist  
for Reba McEntire and Faith Hill,  
Nashville producer and session ace,  
co-owner of The Sound Lounge



\$599.99\*

Also available as a  
\$149.99\* software upgrade  
for E-MU Digital Audio Systems



Emulator<sup>®</sup> X is so flexible, it adapts to any project. It's been my main instrument on tour with Reba McEntire – the Wurlitzer stayed in its case the entire tour. Emulator X will be out with me again when I start with Faith this fall. In the studio, I've used it with Lonestar, Faith, Lee Ann Womack, Blaine Larsen, Jo Dee Messina, and many more. I think E-MU has the market cornered on sampling. They seem to get how to make a sampler very playable and functional, and the filters *just plain rock!*



[www.emu.com](http://www.emu.com)

Toll-free  
888-372-1372



\* Estimated street price. Emulator X for Windows XP and 2000 - pictured running on an Open Labs Neko keyboard.  
© 2005 E-MU Systems, Inc. E-MU is a registered trademark of E-MU Systems, Inc. in the US and other countries. All other brand names are the property of their respective owners.





## APOGEE USERS

### Vincent Jones



“ I have recently added the Mini-DAC to the keyboard setup that I use while touring with Sarah McLachlan. What a difference from my hardware sampler converters! The combination of Logic and the Mini-DAC is not only a leap forward in sound quality, but it has enabled me to eliminate a couple of samplers from my setup. I also have a Rosetta 200 with an X-HD card. So, I'm looking forward to using Apogee in the studio with my Pro Tools rig at home!”

#### Musician/Producer/Mixer

Recent Projects: Sarah McLachlan, Dave Gahan,  
Cowboy Junkies

## Mini-DAC

2-channel 192k D/A Converter  
(with optional USB)



read more at:  
[www.apogeedigital.com](http://www.apogeedigital.com)

**Apogee**  
SOUND AMAZING

## Sequencing on a Shoestring




FIG. 16: Designed for comfort and speed, Cubase SE is an easy-to-grasp audio and MIDI sequencer with impressive functionality and outstanding bang for the buck.

buttons that quickly open other windows. You'll seldom need to open the Mixer window, because you can access all its settings in the Track List or the Inspector. Nor do you need to open the Audio Editor if you want to perform an audio process on an entire clip, such as shifting pitch, stretching time, or imposing an envelope or a fade. You can change the height and width of displayed data using sliders in the corner of the Event display or the Edit window. Cubase also lets you open as many sequence files as your computer can handle and copy and paste between them.

### VST Is a Reason to Be

Steinberg invented the Virtual Studio Technology (VST) plug-in format. If a plug-in doesn't work perfectly with Cubase, it isn't truly VST compatible. Cubase SE also provides access to Steinberg's VST System Link, which allows you to network multiple computers over digital audio connections.

Cubase displays details about installed instrument and effects plug-ins in the Plug-In Information window, which shows the number of ins and outs, the number of included presets, and other

pertinent data. You can use that window to enable or disable plug-ins at will—a real convenience when you're trying to conserve resources or track down a problem. In addition, automation and ReWire features are especially well implemented. Lots of thoughtful features and professional touches make Cubase SE a polished program that can take you a long way in the world of computer-based recording.

### Onward and Upward

At some point in your quest to make better music, you may want to upgrade to one of the premium programs for audio and MIDI sequencing. Several sequencers in this roundup are part of a family of applications, and purchasing any of those gives you access to an upgrade path. For \$99, for example, you can upgrade Home Studio to Home Studio XL and receive a DXi sampler, additional audio effects, and several sample libraries. If you've purchased FL Studio Producer Edition online, you can upgrade to FL Studio XXL for \$150 and receive a number of additional soft synths, a video player, and a SoundFont player.



# Left Click = Right Sound



Steinberg will upgrade Cubase SE to Cubase SL3 for \$299.99 (a \$200 savings) or to Cubase SX3 for \$549.99 (a \$250 savings). For \$194.99, upgrading Metro LX to the full version of Metro will buy you many more tracks, 32-bit recording, time- and pitch-shifting, full plug-in automation, and lots of other desirable features. Compared with GarageBand, Apple's Logic Express 7 (Mac, \$299) and Logic Pro 7 (Mac, \$999) offer greatly increased functionality and many additional plug-ins. Apple doesn't offer upgrade pricing, however, if you want to move up from GarageBand to either version of Logic.

## Why Pay More?

Clearly, musicians don't have to spend a fortune to gain impressive multitrack recording and MIDI sequencing power. Most of the programs featured in this roundup offer more tracks than any multitrack tape machine, with audio quality and MIDI resolution that matches or exceeds the needs of all but the most demanding users. Several include an extensive collection of software instruments and effects, and some supply additional content in the form of audio loops and clips.

The recording capabilities of most low-cost sequencers go beyond anything that even the most expensive sequencers could do a few years ago. In a commercial recording environment, recordists need all the sequencing power that modern technology has to offer to stay competitive. With a low-cost sequencer, however, you don't need to waste your time and money on features you may never use. If you don't need all the bells and whistles offered by a pro-level sequencer, you might find everything you need and save yourself a bundle. **EM**

*Associate Editor Dennis Miller lives in the suburbs of Boston. Associate editor Geary Yelton lives in Charlotte, North Carolina. Brian Smithers is Course Director of Audio Workstations at Full Sail Real World Education in Winter Park and teaches music technology at Stetson University in Deland, Florida. Their combined electronic music experience adds up to nearly a century.*

Have one of L.A.'s top studio percussionists with over 20 years of L.A. recording experience record custom tracks for your tune that you can download in 1 to 3 days.

In this world of fast paced technology, you don't have to leave your home studio...Forget about booking an engineer, or conflicting schedules, paying cartage fees, mic rentals, travel expenses, and you don't even have to buy LUNCH!

## percussiontracks.com


Essentially, we take the hassle out of recording, and put in all the groove.

## broadjam Web Hosting



FREE OFFER from Broadjam and Electronic Musician

"I love the new templates and features! We now have more time to work on the music." - Mary Cole, Broadjam Member & Songwriter



### WEBSITES FOR MUSICIANS

- Your own website and email
- No graphic or web experience needed
- Promote your songs, gigs and more
- Communicate with fans and pros
- Extraordinary templates
- Control your content 24/7

IT DOESN'T GET ANY EASIER THAN THIS.

Electronic Musician

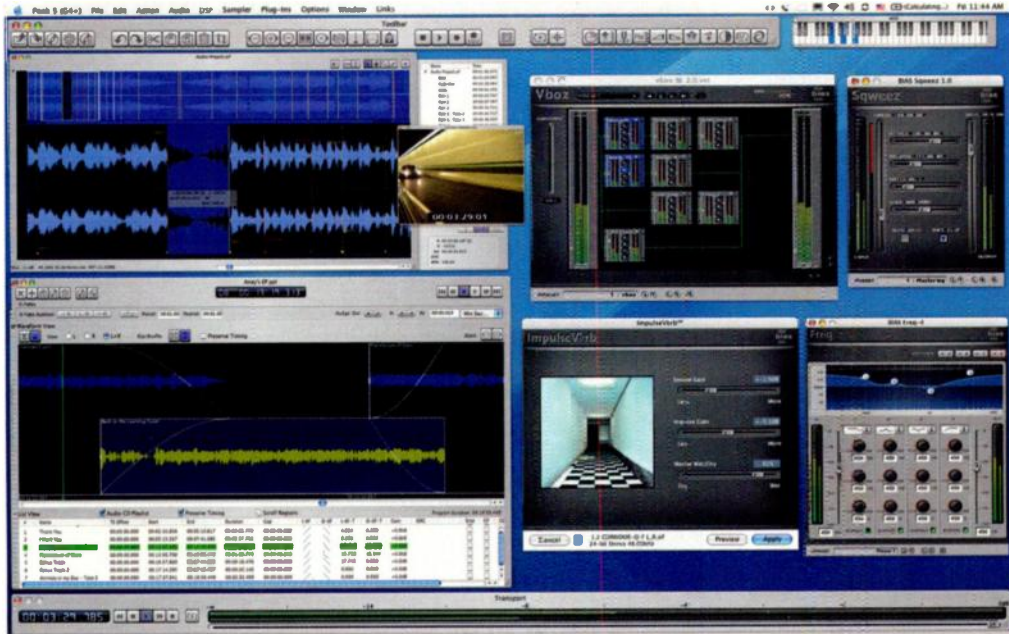
Sign up for Broadjam Web Hosting and receive free one-year subscriptions to Electronic Musician, Mix and/or Remix magazines!

Only at [www.emusician.com/broadjam](http://www.emusician.com/broadjam)

Broadjam Inc. • 313 W. Beltline Hwy. Suite 147 // Madison, WI 53713  
P: 608-271-3533 // E: [customerservice@broadjam.com](mailto:customerservice@broadjam.com)

[www.broadjam.com/hosting](http://www.broadjam.com/hosting)

## Edit. Process. Master. Burn. In ways your DAW can't touch.



www.bias-inc.com • 1 [800] 775-BIAS

In this age of “do-everything” digital audio workstations, it seems they all forgot something big. Namely, true professional-quality CD mastering.

Fortunately, your own mastering lab awaits you: Peak Pro 5. Along with award-winning editing and sound design tools, now you also get the world's very best mastering solution. With advanced playlisting. Superb final-stage processing. Disc burning. Plus subcodes, DDP export, and other 100% Redbook-compliant features.


Need even more power? Check out our Peak Pro XT 5 bundle — with over \$1,000 worth of additional tools, including our acclaimed SoundSoap Pro, SuperFreq, five new plug-ins, and more.



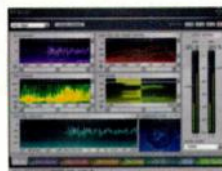
So, when you're ready to master, Peak Pro 5 has everything you need. It's the perfect complement to your DAW. Or, perhaps we should say, it's the perfect finishing touch.




Peak Pro XT 5 comes with these five new plug-ins — plus SoundSoap Pro (a \$599 value) & more!



**Squeeze-5™**  
5-band compressor/limiter  
with linear-phase performance



**Reveal™**  
Professional 7-tool audio  
signal analysis suite



**GateEx™**  
Top-performing gate/  
expander plug-in



**Repli-Q™**  
BQ matching, with  
astounding results



**PitchCraft™**  
Super natural  
pitch correction

**Limited Time Offer: Buy Peak Pro 5 or Peak Pro XT 5 & get even more extras — up to \$399 in value!**

[www.bias-inc.com/peak5](http://www.bias-inc.com/peak5)



© 2006 BIAS, Inc. Peak, Peak Pro, Peak Pro XT, Peak LE, Peak DV, Peak Deck, Deck LE, SoundSoap, SoundSoap Pro, Vbox, iMAG Studio, Proq, Squeeze, ImpulseVerb, PitchCraft, Repli-Q, Squeeze-2, Squeeze-5, Reveal, GateEx and SuperFreq are trademarks of BIAS, Inc. VST is a registered trademark of Steinberg Media Technologies AG. All other trademarks are property of their respective holders. All features, prices, specifications, and offers are subject to change. Certain features such as the number of simultaneous plug-ins or tracks are dependent of specific versions of BIAS software, along with CPU, operating system requirements and capabilities. BIAS, Inc. assumes no responsibility for or guarantees of third-party software or hardware specifications, features, or compatibility with BIAS products.





DANNY CLINCH

# Being John Medeski

By Paul Tingen

Medeski, Martin and Wood's keyboardist discusses his love of retro gear, his distaste for digital, and recording the band's latest CD.

**J**ohn Medeski has been known to make strong snap judgments. Imagine this: as a child prodigy, he was groomed to become one of the country's leading concert pianists. Then, when he was only 14, a whiff of perfume at an after-concert party triggered such a wave of revulsion in him that he instantly abandoned the classical-music world. Instead, he set off for a career in left-field jazz and rock, trying his hand at electronic keyboards.

After years of playing mostly jazz with an avant-garde slant, Medeski eventually rose to the top as one-third of Medeski, Martin and Wood (MM&W), spearheading the trio's idiosyncratic concoction of wild improvisations and hot grooves that incorporates influences from jazz, rock, soul, funk, Latin, African, hip-hop, and countless other styles. The trio's music is instrumental, and with Billy Martin on drums and percussion (see Fig. 1) and Chris Wood on electric- and double bass (see Fig. 2), Medeski's (see Fig. 3) keyboards are its leading voice. It's a sound that's full of character, as can be expected from a player who continues to voice strong opinions.

## Your Opinions, Please

Ask Medeski any type of question, and you risk having to dodge some vehemently expressed convictions. For example, the mention of digital keyboards triggers an impassioned reaction. "Digital keyboards are toys," exclaims Medeski, "because of the playing-to-sound interaction. There's touch sensitivity, but it's not like striking a string, like you do with a Clavinet.

"Compare a real Mellotron to a sampled Mellotron: it's a joke! Perhaps if I was in a pop situation, backing up a singer, a digital keyboard or a soft synth would be okay. But I play creative music, and the keyboards are my voice. You can argue all you want, but if you really want to

get into the molecules of sound and vibration, a digital keyboard is not doing it—it imitates it. And my life's too short for imitation.”

Ask him whether he uses MIDI, and again be prepared to duck. “No!” barks Medeski. “I mean, certain sounds are classics: piano, violin, acoustic guitar, electric guitar, B-3 organ, and Clavinet. Those sounds have passed the test of time. But the DX7 sounds like crap now.”

“A lot of 1980s records sound dated, and that’s due to a large degree to the keyboard sounds. I’m not interested in technology that has nothing to do with music. And today it’s like technology for its own sake. I don’t have time for that. I’m a musician. I have time for music, not for technology. Technology is good when it helps make music better. And all these digital sounds do not make music better.”

## The Vintage Advantage

Medeski’s idea of making music better includes surrounding himself with an array of vintage electronic keyboards, effect pedals, and amplifiers. His main instruments are a Hammond B-3 organ, which goes through a Leslie 117; a Clavinet that goes through a wah-wah, a Roland Space Echo, and a 1953 Fender Bassman amp; a Wurlitzer that’s sent through a 1957 Fender Tremolux; a Mellotron that goes through a 1968 Fender Pro Silverface; an ARP String Ensemble; a Yamaha CS80 synthesizer; a Melodica, which is another Wurlitzer-type keyboard (“I don’t know what the exact name and model number are, but it’s somewhere between a Farfisa and an ARP,” says Medeski); and a Steinway piano. His only concession to modern times is the Moog Voyager, which he puts through a 1950s Kay 703 guitar amplifier.

FIG. 1: Martin at rehearsal at his vintage Rogers kit. For a bass drum, he uses a Jamaican Nayabinghi drum.



MIKE LEVINE

“I’m more interested in an instrument that has one sound world rather than an instrument that has 1,000 sounds, but each type has its limitations,” explains Medeski. “And each of my keyboards has its own sound world. I think of them as different personalities, and that’s why they each have their own amplifier. I spend a lot of time finding amps that work. I really like the Wurlitzer sound that comes from its own speaker, but you can’t mic it live. Even in the studio it doesn’t have enough balls. But in the studio the Wurlitzer and the Mellotron can sound great direct to tape.”



MIKE LEVINE

FIG. 2: When the band performs or records, Chris Wood plays both upright and electric bass. For rehearsals, he sometimes uses this electrified upright.

## Shack Attack

MM&W are the proud owners of Shacklyn, a studio located in a large basement in the Dumbo (Down Under the Manhattan Bridge Overpass) neighborhood of Brooklyn, New York. It’s awash with vintage items such as a 1970s API desk; an MCI 2-inch, 16-track recorder; and all manner of tube and vintage outboard gear.

“We set Shacklyn up right before we recorded *The Dropper* [Blue Note, 2000],” Medeski explains. “It used to be our rehearsal and storage space, because we have so much gear. And then, with *The Dropper*, we decided to set up a space where we could record and feel comfortable and have unlimited time, rather than spend all our money on a commercial studio. So we bought a few things and built a **little stage**, and even built a control room from plywood. **So now** we have the API desk, Telefunken mic pres and compressors, and Neve compressors, which are really cool. Most of our gear is from the 1970s, although we have some Avalon things (see Fig. 4) that are a bit more modern, though still aesthetically older.”

Until recently, digital items were a virtual no-show at Shacklyn, although Medeski does admit to using a MiniDisc recorder on occasion, purely for convenience’s sake. “We rehearse in the studio, and we record a lot of what we do there,” he explains. “It sounds pretty good with the equipment we have. Sometimes we press Record and go, sometimes we bring in a relatively finished piece, and sometimes we improvise from scratch. If it’s a matter of trying to find ideas, or ‘seeds’ as we call them, in a mass improvisation, then we record to cassette or MiniDisc. Recording everything to analog [reel-to-reel] tape is just too expensive.”



# SEE IT FROM THE OTHER SIDE



training for a career in the audio industry

Individual Lab Time  
Hands-on Training  
Over 40 Schools Worldwide  
Full and Part Time Courses  
Job Placement Assistance for All Graduates  
Financial Assistance for Those Who Qualify

 **digidesign** | SPONSORED  
SCHOOL

AMS-Neve - Official Training  
Solid State Logic - Approved Training

**SAE**  
INSTITUTE

## New York City\*

1293 Broadway, 9th Floor  
New York, NY 10001  
212-944-9121

## Los Angeles

6565 Sunset Blvd., Suite 100  
Los Angeles, CA 90028  
323-466-6323

## Miami

16051 West Dixie Highway  
Suite 200  
North Miami Beach, FL 33160  
305-944-7494

## Nashville<sup>Δ</sup>

7 Music Circle North  
Nashville, TN 37203  
615-244-5848

\* accredited by the Accrediting  
Commission of Career Schools and Colleges  
of Technology (ACCSC)  
Δ accredited by ACCSCT, federal financial  
aid for those who qualify

Every new student enrolling in our Audio Technology Program at SAE Institute in the US receives their own Apple iBook and Pro Tools LE digital recording system!  
Subject to change without notice; terms and restrictions apply.



**1-877-27-AUDIO • www.sae.edu**



## History Lesson

The band may love old gear, but MM&W are anything but a bunch of old-fogey jazzers stuck in a time warp. All three members had been active in the New York avant-garde scene of the 1980s, and when they convened in 1991, alchemy occurred instantly.

Until recently, they bottled their particular brand of musical magic on analog tape, starting with their self-released 1992 debut album *Notes from the Underground* (Accurate Jazz, 1992), as well as their breakthrough album *Friday Afternoon in the Universe* (Gramavision, 1995). The follow-up, *Shack Man* (Gramavision, 1996),

was recorded in Hawaii in a studio called The Shack, which later provided half of the name for their Brooklyn studio. The sound of The Shack's API console inspired the band members to buy their own.

Relentless touring, and collaborations with well-known cutting-edge musicians such as guitarist Vernon Reid and DJ Logic, further heightened the band's profile. For a number of years, DJ Logic was the band's unofficial fourth member, his turntable contributions illustrating their openness to present-day influences. Further evidence of this was their association with hip-hop DJ and producer Scott Harding (Wu-Tang Clan, Kool Keith), who was involved in the making of *Combustication* (Blue Note, 1998), *The Dropper*, and *Uninvisible* (Blue Note, 2002).

## Getting Dusted

In 2004, Blue Note released MM&W's *End of the World Party* (*Just in Case*). It was cocreated and produced by John King, who is one-half of the Dust Brothers (aka the "Godfathers of Sampling"). The Dust Brothers have built their reputation by working on releases such as The Beastie Boys' *Paul's Boutique* (Capitol, 1989) and Beck's *Odelay* (Geffen, 1996).

The clash of King's computer-enhanced pop and hip-hop sensibilities with MM&W's improvised analog approach resulted in pop and soul and Latin influences vying for space with sonic experimentation and quirky, almost hit-parade-like licks. *End of the World Party* is an ultracool album, as well as a continuation of and radical departure from the band's previous output. One wonders how MM&W got the idea of hiring John King.

"Over the years, we've been producing a lot of our records ourselves," Medeski explains, "but working with Scotty [Harding] opened our minds. Also, we could make a record once a month. We improvise and create new songs every night we play—at least a third of our set is all-new material and improvised compositions. Fortunately or unfortunately, people record all our live shows and put them on the Web. They may not be the best recordings, but the music is there.

"So the point of making a record is to do something entirely different that uses the studio as the incredible and creative world that it is. It's also a question of 'what more can we do?' So we decided to try a full-blown producer on this record.

# Can you imagine...

A notation program that's faster, smarter and easier to use than Sibelius 3?



New Features Include:

- Dynamic Parts™
- Worksheet Creator™
- Video
- SibeliusEducation.com
- And many more...

## Introducing Sibelius 4 and Dynamic Parts™

Among Sibelius 4's groundbreaking new features is Dynamic Parts™, which allows you to make revisions to a score and update all of the relevant parts simultaneously (or vice versa)—saving hours of arranging and transcribing time. Auto Layout™ helps keep parts page-formatted and ready to print, and lets you easily copy formatting from one part to another.

### Sibelius 4 User Comment on Dynamic Parts

"I did a project with Sibelius 4 using dynamic parts, and the amount of time I saved was enormous. It seems almost miraculous to have this capability after so many years of extracting." - Mark Johnson, copyist, NYC

Sibelius 4 can be purchased through a dealer near you, or call 888-4-Sibelius (888-474-2354).

Sibelius 4 really has to be seen to be believed. Please download a Free Trial Copy at: [www.Sibelius.com](http://www.Sibelius.com)

Sibelius, Sibelius 4, double helix design, Dynamic Parts and Worksheet Creator are trademarks or registered trademarks of Sibelius Software Ltd. Or Sibelius USA Inc. © Sibelius Software Ltd. 2005. All rights reserved.





And we love all the records John King has done with the Dust Brothers. We felt it would be interesting to get his pop perspective. The avant-garde side is our forte, but the pop thing isn't really what we do. And his process is exactly the way we approach recording music."

Hang on a second. Medeski never misses a beat when an opportunity arrives to proudly proclaim how he loves working with real musicians and how MM&W's live-playing approach is its perfect embodiment. ("I'm old school. There's nothing but a bunch of people playing together live.") Conversely, John King and his Dust Brother partner Mike Simpson wear their nonmusicianship on their sleeves. They started out as computer students and have, over the years, always prided themselves in using cutting-edge digital-sampling equipment to create music through cutting, looping, and pasting material played by others. Surely the Dust Brothers and MM&W inhabit entirely different musical, attitudinal, and technological universes, don't they?

Not so, according to Medeski. "We're a band that composes together, and we like to work on all songs together from the beginning. We start from the bottom up, and we work as a unit to create—improvising and picking out the cherry moments. The approach with *End of the World Party* was also 'let's get together and work on some basic tracks, focusing on bass and drums.' We



MIKE LEVINE

FIG. 3: Medeski at his acoustic piano. Stacked on top is an ARP SE-IV String Ensemble and a Roland Space Echo.

spent a week at Shacklyn with John, playing and improvising every day, while he brought all this stuff that made him feel comfortable recording: tons of microphones and a Digidesign Pro Tools HD system. Then he would go through it and pick out the sweet spots. He worked amazingly hard at this."

"Our impression from the first time we spoke to John was that it would be very looped and very much a pop approach. John indeed constructed the album's first two

*four words that change everything*

# PROGRAMMABLE MULTI-TOUCH CONTROL SURFACE

## THE LEMUR

Design an interface visually on your computer, then experience it come to life as you control it with all your fingers. The JazzMutant Lemur turns this fantasy into reality. Visit [cycling74.com/lemur](http://cycling74.com/lemur) to learn more about this amazing new LCD touchscreen controller for advanced software applications.

*distributed in the U.S. by*



JazzMutant  
+33 (0)556 46 03 44  
info@jazzmutant.com



Cycling '74  
415-974-1818  
info@cycling74.com





FIG. 4: The control room rack at Shacklyn features outboard gear from Avalon, dbx, Empirical Labs, Furman, Lexicon, Neve, Telefunken, and Yamaha, among others.

tracks, 'Anonymous Skulls' and the title track, from a one-bar loop, and then we'd go back and play to that to create the songs. But after that, he slowly tuned into the way we develop grooves between us and they way we move from point A to point B. We're players, and we have the luxury of replaying things and working on them, and we develop the songs in that way."

In other words, MM&W can loop or rework their "seeds" live, and they don't need a computer to do that. Although that seems like a considerably different approach than King's, Medeski stressed the common ground. "We aren't coming from fully written songs, but from seeds of ideas that are fleshed out as we go. It's about working in the moment, without preconceived ideas. That's very different from having an idea in your head, writing it down, and then getting players to play it.

"The ease with which you can create your vision with digital equipment can be detrimental, because you can really make things exactly the way you have them in your head—that's rarely

going to be as good as what happens when you combine the input from different people. And the Dust Brothers, even as they're using the technology, also approach music from the perspective of, 'Hey, what you just did is really cool—hang on for a second.'"

### Forward, into the Past

With the similarities and differences in approach between John King and MM&W becoming clear, there's still the gear issue to resolve, with King swearing by the latest digital gizmos, such as Pro Tools HD and Ableton Live, while MM&W and their studio remain locked in the 1970s.

Nor is everything in this situation what it seems. Although the Dust Brothers like to take advantage of the advanced editing capabilities in the latest digital gear, from a sonic perspective they are huge fans of vintage analog and tube equipment, which they claim still sounds better than digital does today. (The Brothers' enthusiasm for such gear is evident at their studio in Los Angeles,

# BUY NOW AND GET A FACTORY REBATE!

Purchase an FW-1884, US-2400, FW-1082 or FW-1804 between now and 9/30/05 and get bucks back\*\*!

FW-1884



**\$150**  
FACTORY REBATE

US-2400



**\$200**  
FACTORY REBATE

FW-1082



**\$100**  
FACTORY REBATE

FW-1804

18-in/12-out Rackmount FireWire Audio/MIDI Interface, 4 bal. XLR / 1/4" TRS mic/line inputs w/phantom power, 4 bal. 1/4" TRS line inputs



**\$75**  
FACTORY REBATE

\*\* You must purchase between July 1 and September 30<sup>th</sup>, 2005 to qualify. Rebate check mailed from TASCAM upon receipt of Proper Paperwork which you can download from our website. Allow 4-6 weeks for delivery. Get complete TASCAM Rebate Program details at [www.tascam.com/rebates](http://www.tascam.com/rebates) Restrictions apply. But don't they always?



Hands tied from all those mouse clicks?

# Stop mousing around.



**FW-1884** Motorized Fader DAW Controller + 18-in/18-out FireWire® Audio/MIDI Interface: NINE 100mm touch-sensitive motorized faders, 8 channel strips w/solo, mute, select, record arm indicators, 8 bal. XLR mic inputs w/phantom power & inserts, 8 bal. 1/4" TRS line inputs, S/PDIF & ADAT® digital I/O, Word clock I/O, monitor outputs, 4 MIDI inputs/4 MIDI outputs.

**A** TASCAM control surface can free you to be truly creative. You get real knobs, faders and buttons that map to popular workstation software programs like Pro Tools®, Cubase® and Logic™.



CUBASE® LE

And with the included Steinberg Cubase LE 48-track recording software you're all set to get into computer recording.\*

Right now, TASCAM control surfaces (and our FW-1804) are eligible for sizeable rebates. Go to a TASCAM dealer today for more details, or find them at: [www.tascam.com/rebates](http://www.tascam.com/rebates)

Fire your mouse today. Hire the professional alternative from TASCAM.

I'm doomed.



# TASCAM®



\* for Mac® & PC. TASCAM Interfaces also come with GigaStudio™ 3 LE, the world's most powerful software sampler (PC only) and a Nomad Factory™ VST tube emulation plug-in demo pack for Mac® & PC. ©2005, TASCAM, a division of TEAC America, Inc. All rights reserved. All trademarks are the property of their respective holders.



CONTRACTOR

[www.tascam.com](http://www.tascam.com)



DJ AND PRODUCER



PRO AUDIO



called The Boat, which sports a 1969 Neve 8028 console once owned by George Martin. (Check out [www.theboatstudio.com](http://www.theboatstudio.com).)

In addition to the Pro Tools HD system that he rented, King brought his bunch of vintage and tube microphones, and some preamps and other outboard gear, all from his own collection. "The microphones John brought," remarks Medeski, "made a big difference. Additionally, Pro Tools HD, at 96 kHz, is the first digital recording setup I've encountered that's worth using. It's different than analog, and there's a certain low-end thing that you just don't get with digital, but it's good in other ways. In the past, we recorded a couple of our records to 2-track analog tape using a stereo

microphone, and with 96 kHz you can get a similar depth and dimension."

Judging that digital technology has finally come of age, Woods and Martin have recently acquired laptops to run basic Pro Tools systems. The band's old Mac G3 was subsequently given to Medeski who, in 2005, at age 40, has finally surrendered to the digital era, even going as far as to acquire an email address. Not that he'll be using the G3 for much else, though. "While studying classical music, I've learned to write for all musical instruments," he explains. "I think what John King does is incredible, but I can write stuff out and get people together and play. I would never say that's a better way of doing things, because I love the way our last few records have come out. It's just different."

## INSIDE SHACKLYN

"Funky" would be a good word to describe Shacklyn, MM&W's project studio, rehearsal room, and storage space. It's located in a nondescript industrial building in Brooklyn, New York, just across the bridge from downtown Manhattan. The band has used it as their headquarters since 1997, and plenty of memorable music has emerged from the basement facility.

When you first walk in, you're in a large open area that doubles as an entranceway and a storage room, and is cluttered with instrument, drum, and road cases stacked on shelves and on the floor. On the far left is a kitchen and an eating area. Against the far-right wall is an antique Windsor organ, and beyond that is a hallway that leads to the control room that features the band's vintage API console; an MCI 2-inch, 16-track recorder; and a rack of outboard gear.

In the center of the building is the main recording and rehearsal room (see Fig. A), which features wooden pallets for flooring, plywood and Sheetrock on the ceiling with Chinese lanterns hanging down, plywood-covered walls, and Medeski's vintage keyboards all over the place. What are the acoustics like in Shacklyn? "Good," answers Medeski. "It would be nice if we could

have the floor filled with sand; other than that, though, it's cool."

The band built a separate room on the left-hand side that functions as a bass booth when they're recording (and a storage space for bicycles when they're not). On *End of the World Party*, one of the mics that producer John King used on Wood's upright (he played upright on about half of the songs, electric on the other half) was an old RCA 44BX ribbon mic. "It sounds unbelievable," says Wood of the RCA. "It has all the oomph and punch that you would want. It did everything that a direct line would do, but it sounds a million times better."

When recording the basic tracks for *End of the World Party*, Medeski and Martin recorded in the main room with Wood in the bass booth. Medeski's amps were miked, but they were isolated from the sound of the drums using improvised techniques. "We use the road cases, put the amps inside of them, and tried to at least blanket them off," says Wood. "It's crude isolation, but it's good enough."

On this day, the band is rehearsing for an upcoming tour. Medeski sits at a grand piano (which once belonged to his childhood piano teacher) that has an ARP SE-IV String ensemble and a Roland Space Echo sitting on top of it. Woods is playing an electric upright (which he uses only for practicing) through an old Ampeg bass amp, and Martin sits behind a vintage Rogers drum kit from the '60s. He uses a red, black, and green Nyabinghi drum for a bass drum, which he explains is a traditional Rastafarian drum that he bought on the beach in Jamaica in the '80s.

The band members, who had been joking, talking, and answering my questions during the setup, start to warm up and play what seems like an improvised piece, and they effortlessly lock into an impressive groove. As the music bounces off the plywood walls of Shacklyn, one thing is for sure: these guys can play.—Mike Levine



FIG. A: The main room at Shacklyn, set up for rehearsal.

MIKE LEVINE



## JOHN KING TALKS MM&W

Dust Brother John King describes what it was like working with MM&W on their recent CD.

"Making *End of the World Party* (see Fig. B) was very selfish of me," King says, "because I imposed my taste on it. It reflects my musical taste, combined with their tastes and abilities. It was a bit different than the other projects that I do because there was no vocalist and it's not a pop album. It's like an avant-garde jazz album.

"I went to MM&W's studio in Brooklyn where they have a fantastic-sounding API board, and brought my whole collection of microphones, including my Neumann U47, U67, U64, and RCA 44—all the fun mics that I have—and rented a Pro Tools HD system. I set up in their studio, and I would play them music that I like and talk with them about music, and then they would get all fired up and play for a little while, maybe 6 or 20 or 30 minutes. I thought the sound we got at their studio was amazing. These guys are totally sick players, and they're open-minded as well.

"Afterward, I listened to the recording, picked out

measures and phrases, looped them, and started to figure out if they would be good to construct a song around. I didn't do much of the editing while I was at Shacklyn, because I wanted to record stuff with them and do the

editing back home, where I would condense those 20-minute jams into 3- to 6-minute songs using Pro Tools and Ableton Live.

"Medeski and Wood then came to my place to finish things. We used some of the keyboards from the initial jams, but John and I also did a lot of layering and overdubbing. I have a huge collection of vintage keyboards, so that was fun for John to play with, because he has a ridiculous collection himself.

"The album's opener, 'Anonymous Skulls,' is a good example, with a couple of my favorite keyboards in

there. The Mini Korg gives a deep synth-bass sound. There's the Mellotron, the B-3, and a Clavinet that we put through all of my crazy vintage distortion pedals. There's also a 1955 Fender Deluxe Blackface amp and my 9-foot Steinway. I also play the Echoplex on that song, and I used Ableton Live for two tracks of ambient loops."




FIG. B: John King's production style on *End of the World Party* featured lots of editing and layering after the basic tracks were recorded.

## Express Yourself

Medeski's classical-music background is still a major influence. He recalls that the perfume incident was not about classical music as such ("I love it"), but about the pretentiousness that often surrounds it; or as he puts it, "the whole scene, all these rich people in fur coats." And so, the keyboardist's beginnings on the classical piano continue to drive his keyboard preferences, as well as his wider outlook on music. "The piano is such an expressive instrument," he says, "I can hit three notes on any of my keyboards, and each will sound different. I need that kind of expressiveness."

Medeski played John King's Steinway at the latter's private studio in Los Angeles, at the time called The Medina. Medeski and Wood went there after the initial seven-day recording stint at Shacklyn to complete the record. (Martin, meanwhile, was tending to his newborn.) "King had a whole bunch of keyboards," Medeski comments, "weird little toy things, but also some great old Korg synthesizers. He also has a Yamaha CS70, and I loved his Mini Korg. Plus, he has tons of great guitar pedals. In general, I like using pedals and have the sound coming out of an amplifier. I don't want to play something, and then have someone

else decide later on how it's going to sound. I prefer to play it with the sound that will be on the record."

It's an old-school approach to recording, and just before Medeski again risks sounding like an old fogey, he adds, "Some of the most creative things are being done by DJs and with computers. Some of the best musicians out there are DJs. That's because they're used to conceiving things as a whole. Put a DJ in a band situation, and they're looking for what they can add to make the whole sound better. Whereas a lot of musicians just wank all over what you're doing without really listening to the whole. They just want to come in and play their licks.

"On the other hand, with the John Kings of this world, there's something that happens when you don't have all those preconceived notions that you're taught at music school. It's inspiring to hear them layer and put music together in a fresh way."

And it's fresh, without a whiff of bad-smelling perfume, Medeski might add. *EM*

---

*Paul Tingen is a writer and musician living in Scotland. He is the author of Miles Beyond, The Electric Explorations of Miles Davis, 1967–1991 (Billboard Books, 2001), a book on early weird funk experimentation. For more information, visit [www.tingen.co.uk](http://www.tingen.co.uk).*



Mbox



Digi 002 Rack



Digi 002



Take it from the top... again



This song rules!

## Sound Advice

When the band Run Don't Walk decided they were ready to move up to Pro Tools® to produce their album, they smartly chose the experts at Sweetwater to help guide their purchase decisions. They didn't know that all Pro Tools LE systems — Mbox,™ Digi 002,™ and Digi 002™ Rack — include over 30 free plug-ins and applications. Richard particularly looked forward to creating cool backing tracks with Reason Adapted, Live DigiDesign Edition, and SampleTank 2 SE.

However, their friendly and informative Sweetwater Sales Engineer also told them that by investing just a little more money, they could upgrade to the Pro Tools LE Factory bundles — providing them with a plethora of additional plug-ins from Bomb Factory and DigiDesign.™ They jumped at the opportunity. Richard loves how the BF-3A makes her vocals sound. Tiffany can't get enough of the TeJ-Ray Variable Delay on her guitars. Run Don't Walk has never sounded better.







Green demonstrates the air scratch



Mixmaster Tiff in da house



**Sweetwater**  
music technology direct

(800) 222-4700

[www.sweetwater.com](http://www.sweetwater.com)

Fax (260) 432-1758 • 5335 Bass Rd, Fort Wayne, IN 46808

# Analog Gear in a Digital World

By Dave Darlington

## Employ old hardware to add warmth to digital mixes.

Many of us often find ourselves mixing “in the box”—using plug-ins in place of analog processors and pushing a mouse instead of riding faders. As a result, I sometimes hear engineers expressing a longing for the good-old days of studio production, when their ultimate job was spreading a mix out on a console, inserting some beloved outboard gear (now relegated to a dusty rack in the corner of the control room), and jockeying faders until the mix was just right. Although the good old days aren’t coming back, you can interface those favorite pieces of analog gear with your DAW, and they’ll give your mix something special that you can’t get out of a plug-in.

### Fix It Now

Although many DAW hardware interfaces come with input stages such as instrument or mic preamps, using an outboard preamp is an easy way to improve the sound of your recordings. Simply connect the output of a dedicated mic pre to an analog line input of

your audio interface or conversion hardware, and you’ll usually hear an improvement. With some interfaces (even high-end ones), the quality of the converters is the primary concern, and the onboard mic preamp may be less than stellar. Tube preamps are noted for their warmth and sweet harmonic distortion, and some solid-state models can provide additional colors that can be useful for your projects.

Many companies offer improved tube circuitry design and make affordable mic pres that are clean, quiet, and warm with high output levels. Quality analog mic pres can be found to fit any budget and any project, from Mackie’s

XDR preamps in its small-format mixers to the highly regarded “British EQ” in Allen & Heath and Soundcraft boards. If your budget allows, you might opt for a classic reissue such as Universal Audio’s LA-610 or a modern “modeling” mic pre like Focusrite’s Liquid Channel, which can emulate other circuits, morphing into any number of well-regarded outboard mic pres.

Highly affordable mic pres such as M-Audio’s DMP3 and ART’s DPS II have made fans of engineers who appreciate the warmth that the units impart to bass and guitar. Turning that formula around, processors that are designed for instruments, such as a “stomp-box” compressor or “modelers” like a Line 6 POD, can be inserted in the analog part of the chain to provide a more or less dramatic effect to a vocal as well as instrument input. Inserting a hardware compressor, such as dbx’s classic 160X or current 160A, between the mic pre and the converter can give you the kind of unexpected punch that you can’t get from a plug-in.


### Fix It Later

If you recorded your a rock band through your computer’s AV port and the recording sounds wimpy, there are ways to get that analog gear into the mix for a warming trend. I’m often called to project studios to enhance a mix coming directly out of the computer, and I’m always amazed at the racks of outboard gear sitting untouched and unpowered in the rear of the room. Many project-studio owner/operators use the high-end analog gear on input, and then neglect it in the mix, having been seduced by plug-ins.

It’s easy, however, to turn your interface converters into “insert points” for your analog outboard gear if you have a multiple-output interface. You can feed a line output from the interface to the outboard analog processor, and return the analog gear’s output to the corresponding input on the interface or converter. In your software, insert this loop into the track you are trying to modify (see Fig. 1). You may have to experiment with the input and output levels of the analog gear so that you don’t overdrive the gear or the interface converters.

Running a channel through the analog piece can produce the desired effect sometimes, imparting the gear’s inherent color to the track. I often

FIG. 1: Analog gear can be inserted into a digital audio applications such as Pro Tools by accessing a specific interface input from a mixer channel’s insert points.





# Accessible. Professional. Compatible.

## project studios



Record with the professional software standard using a variety of affordable M-Audio interfaces.

## professional studios



Take your Pro Tools M-Powered sessions to any professional Pro Tools studio around the world.

# M-AUDIO®

# PRO TOOLS

M-POWERED

## mobile studio



Bring your work home with you or take it on the road—record anywhere, anytime.

## stage



Add the power of Ableton Live, play your tracks on stage and capture performances for studio editing.

Pro Tools M-Powered and M-Audio FireWire and Delta PCI interfaces\* work together in a new era of compatibility—and can seamlessly exchange sessions with other professional Pro Tools systems. This groundbreaking collaboration gives you more choices about your production tools—and that means more options about where, when and how you work. Get M-Powered... Pro Tools M-Powered.

## M-Audio Compatible Products

### Delta PCI interfaces

Audiophile 2496  
Audiophile 192  
Delta 1010-LT  
Delta 1010  
Delta 66  
Delta 44

### FireWire interfaces

FireWire Audiophile  
M-Audio Ozonic  
FireWire Solo  
FireWire 1814  
FireWire 410

\* Compatible only with current Delta models listed above.

Avid, Digidesign, M-Audio, Audiophile, Delta, Ozonic, Pro Tools, Pro Tools M-Powered are either trademarks or registered trademarks of Avid Technology, Inc. in the United States and/or other countries. All other trademarks contained herein are the property of their respective owners.

# M-AUDIO

recording interfaces | USB keyboards | studio monitors | microphones | preamps | sound libraries | music software

www.m-audio.com

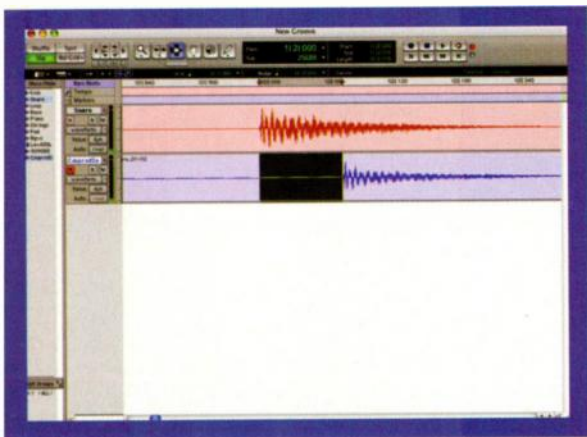


insert a vintage channel strip or a compressor into a track (without engaging EQ or compression), just to gain the quality of the circuitry. The new, affordable channel-strip modules that have tube circuits, such as MindPrint's En-Voice MK II (\$799), can also be used as separate EQ or compression circuits on inserts to warm up tracks.

Because A/D/A conversion takes time, tracks that have hardware inserts can become noticeably latent. Some programs can measure the latency, but it's easy to simply record a bit of the processed track to a new audio track. By comparing the original audio with the processed audio, you can measure exactly how late the processed signal has become. Then you can shift the original audio ahead by exactly that amount of time. After insert processing, the new audio will be time-aligned to the other audio tracks (see Fig. 2).

Another good way to use dormant outboard gear is to run it through hardware aux sends and returns. That works especially well for signal processors such as tape echo and plate reverb. It is also a good way to incorporate outboard digital processors that might not be connected to your DAW digitally. By connecting a numbered audio interface output to your gear and assigning an aux send to that output on the software application's mixer, more than one channel can use the outboard processor. Return the processor's output to an interface input (it doesn't have to be the same number), and assign that input to an aux channel in the DAW (see Fig. 3). I often use that method to take advantage of my classic reverb, harmonizer, and analog filter. In fact, any piece that might work on more than one track gets patched this way. Although that method doesn't work particularly well with compressors or EQs because of latency, time- and modulation-based effects such as reverb and delay work wonderfully.

FIG. 2: Recording a processed signal allows you to see the amount by which the unprocessed signal can be offset in order to align the newly processed signal with other tracks.



### Do Some Time

Another way to integrate analog gear with your DAW is at the output stage, spreading your mix across many analog faders instead of only the L and R outputs from the DAW. When the budget supports it, I like to do as much of the work on the mix as possible at my desktop studio, and then rent a




FIG. 3: Analog gear such as reverbs and delays can be accessed by several tracks at once by using a DAW's aux-send and -return features.

three-hour block of time at a larger studio (which can cost as little as \$300) that has a vintage analog console. (Although I use a mobile Pro Tools rig, you can do the same thing with a laptop and a multiple-output interface.)

In the first hour, I calibrate the analog desk so that all faders are at 0 VU and unity gain. I then assign each channel in the song file to a separate interface output (maintaining stereo pairs where necessary), re-create the individual panning from my DAW mix, and print that mix. In most cases, the mix already sounds better, because of the quality of the analog summing bus in the high-end console.

Next, I adjust the DAW faders individually to 0 VU, and then I compensate for any changes on the analog desk. For example, if my bass track was playing at -6 dB in my mix, I raise the software fader to 0db and attenuate the console fader by 6 dB. Now the DAW is doing less calculating, and the console is doing the balance work. The sound is even better when I print that mix.


In the third hour, I do some tweaks, swap out my plug-in reverbs for the studio's hardware units, and print the best mix that I can in the time remaining. Total expense: \$300 to \$500. Sonic improvement: priceless.

### Check It Out

So get out the feather duster, find a spare AC strip, and fire up those hardware effects, analog mixers, and weird stompboxes that haven't seen work since Pro Tools 1.0 was in beta release. It doesn't have to cost anything to get back some of the good from the good-old days. **EM**

*Dave Darlington has just finished recording and mixing a new album for singer Dar Williams. D>Tour's (Darlington's group) debut album is available from Templar Records.*





**WE LABELED IT "FIREWIRE" ONLY BECAUSE  
"REPLACE YOUR AUDIO INTERFACE" WOULDN'T FIT.**

Sweetwater has sold more Mackie mixers than any other brand. But even they were surprised when they saw the new Onyx Series. Why? With onboard FireWire connectivity, Mackie's Onyx Series premium analog mixers don't just raise the bar—they completely change the game. That's because, with the 24-bit/96kHz FireWire option, Onyx mixers let you connect up to 16 mics and record them as individual tracks directly to your Mac or PC, all with a single FireWire cable. Not to mention letting you mix and EQ a live band in the process. With their premium Onyx mic preamps, British-style Perkins EQ, and built in FireWire I/O, the Onyx Series aren't just superb mixers — they're instant audio interfaces at the press of a button. Call your friendly Sweetwater Sales Engineer at 800.222.4700 to learn about the Onyx solution that's right for you.



**ONYX PREMIUM ANALOG MIXING GOES DIGITAL. PLUG IN TO CONVENIENCE.**



[www.mackie.com](http://www.mackie.com)

**Sweetwater**  
music technology direct

[www.sweetwater.com](http://www.sweetwater.com)

**MACKIE®**

# Parallel Paths

By Eli Krantzberg

## Parallel-process your multiple reverb tracks.

In “Sound Design Workshop: Off the Wall” (see the August 2005 issue of EM), I discussed some of the creative possibilities of slicing, displacing, and offsetting segments of the wet-only portion of a reverb-processed drum loop. This month, I’ll start with a reverb-processed vocal track and process several copies of the wet-only version on parallel tracks. I’ve used Logic Pro 7 for these examples, but you can do the same things with any multi-track DAW and a basic set of plug-ins.

I’ve processed the vocal track with a straightforward plate-reverb setting using a 2.6-second tail (see [Web Clip 1](#)). One of the most basic examples of parallel processing is applying different EQ, compression, and other effects to the dry and wet files. That alone offers considerable flexibility and control in shaping the sound.

### The Splits

You can achieve effects that are even more unusual by splitting the wet file into several frequency bands for independent processing. For example, place copies of the wet file on three separate audio tracks, and place

**FIG. 1:** With the use of high- and lowpass filters, the frequencies of the wet file can be split across several tracks. Here, they are also panned and offset. The center track is being processed with a tape-delay plug-in.

a lowpass and a highpass filter in series on each track. That gives you variable-bandwidth bandpass filters with which to isolate the desired frequency bands. You can then pan and slightly offset the frequency bands to thicken the sound (see [Fig. 1](#) and [Web Clip 2](#)).

Once you have split and panned the wet-file frequency across several tracks, you can try a variety of additional things. You can add a filter with some LFO automation to one or more of the wet tracks; you can slice up the wet file and stagger it across several more tracks to create a panned tremolo effect; or you can apply heavy

compression, overdrive, or distortion to just one of the tracks.

You can achieve further sonic variation by processing the wet file destructively. For example, you can reverse a copy of the wet file and play it on a different track, with the two copies panned slightly apart. Another trick is to use different pitch- and formant-shifting on several copies of the wet file (see [Web Clip 3](#)). Those techniques aren’t for everyday use but, applied sparingly, add interesting sonic color.

### Cut and Dried

Another creative option is to process the wet file with a gating plug-in triggered by a sidechain input. You can use any sort of material from either the same song or another source for the sidechain input. For example, you can use one of the song’s rhythm tracks, so that the gating of the wet file is not rhythmically tied to the phrasing of the original vocal. Percussive keyboard parts and rhythm-guitar tracks make good sources, as well.

Instead of a gate, you can use a compressor-expander with a sidechain input. Using expansion (with the dry track as the sidechain input) produces an inverted ducking, in which the volume of the wet track rises and falls with that of the dry track.

A third alternative is to use an enveloped filter such as Logic’s Autofilter plug-in to process the wet track. An envelope follower, which can follow either the signal being processed or a sidechain input, is typically used to trigger the envelope that controls the filter’s cutoff frequency. The range of possible effects depends on the filter parameters available. In the case of Autofilter, an LFO whose amount is controlled by the envelope follower can also be used to modulate the filter.

Of course, you can combine those techniques, as I have done in [Web Clip 4](#). For example, you can apply the gating to a pitch- or formant-shifted version of the reversed wet file; you can gate the dry file; or you can remove the dry file altogether. In the end, your ear (and the singer) must be the judge, but there’s a wide range of vocal variations out there for you to explore.



*Eli Krantzberg is a Montreal-based drummer, bandleader, and home-studio owner. Special thanks to singer-songwriter Angela Latham for the vocal examples.*





# STYLUS

R-M-X

REALTIME GROOVE MODULE



**POWERED BY S.A.G.E.**  
SPECTRASONICS ADVANCED GROOVE ENGINE

Expand Stylus RMX with the

**S.A.G.E. XPANDER**

S E R I E S



W W W . S P E C T R A S O N I C S . N E T



800.747.4546

www.ilio.com



Exclusive distributors



# Better Late Than Never

By Jim Aikin

## Understanding delay effects.

Musicians are forever looking for ways to improve the sounds that they create. Many of the methods they use fall under the heading of “effects,” which can be free-standing hardware devices, specialized chips built into synthesizers, or software processes running on a computer. The purpose of effects, wherever they’re found, is to alter a signal in some way.

One of the most important categories of effects is the *delay line*, also known as a DDL (digital delay line) or a delay. Delay effects are easy for manufacturers to create, and they have a number of musical uses. If you use any modern music-production software, it’s almost guaranteed that you’ll find a delay among the built-in suite of audio effects.

### Simple Delay

In the simplest type of delay, a signal is sent through the delay line, which delays it for a short period of time before passing it on to the output. The delayed signal is an unchanged copy of the original. It is typically blended with the nondelayed signal, and you’ll usually be able to adjust the relative loudness of these two signals using a wet/dry, a balance, or an output-level control.

The amount of time that passes before the delay line outputs the delayed signal is often measured in

milliseconds (1,000 ms equals one second). If the delay time is only a few milliseconds, the delayed signal will not be perceived as separate from the original dry signal. Instead, the combined signal will have a slightly different tone color than the dry signal. A short delay causes tone-color changes due to the *phase cancellation* of some overtones. (For more about phase, see the Square One column “About Phase” in the May 2004 issue of EM.) Another term for this type of timbral change is *comb filtering*.

Slightly longer delays, between 50 and 100 ms, create an effect called *doubling*. Doubling is sometimes used to fatten up vocal tracks. It creates a sound similar to that of a singer recording the same part twice, onto two separate tracks whose outputs were then mixed. The main difference is that when the doubling is done with a delay line, the effect is more perfect and therefore sounds less natural.

A delay of more than 100 ms is perceived as a separate echo that follows the original sound. A delay-based echo can give a track a strong rhythmic character. Because that use of delay is so important in music arranging, your delay effect will synchronize with the tempo of your DAW (digital audio workstation) software. When the delay is synced, you’ll set the delay-time parameter in musically sensible units such as quarter notes or eighth notes instead of in milliseconds. The abbreviations “T” for triplet and “D” for dotted values are sometimes seen in delay effects, as shown in Fig. 1.

Short delays are not often used on drum tracks because they smear the crisp attack transients of the percussion sounds. That type of doubled attack, which is called *flaming*, is usually an undesirable effect. Longer rhythmic delays, however, can be useful with drum tracks.

### Delay with Feedback

Most delay effects have a feedback parameter. When that is turned up, a certain amount of the delay’s output is fed back into its input. With long delay times, feedback produces repeating echoes. With short delay times, it intensifies the comb-filtering effect and produces a metallic ringing sound.

If the feedback is turned up too high, the delayed signal can get louder over time rather than softer. Such

FIG. 1: The stereo delay in Cubase SX3 includes a separate delay time and output panning knobs for the two delay lines. The wet/dry mix slider is at the right side of the screen.





# Here's why **MORE** musicians shop at



## Musician's Friend

The Best For Less Shipped To Your Door

### **The Best Source for Musical Gear!**

Over 40,000 products to choose from.

### **Guaranteed Low Prices!**

We'll meet or beat any verifiable advertised price.

### **FREE Shipping!**

We'll send your gear **FREE** on most orders over \$199.

### **Fast Delivery!**

Most orders **DELIVERED TO YOUR DOOR** in 2 to 3 business days.

### **100% Satisfaction!**

Take 45 days to decide you're totally satisfied. **THAT'S THE BEST GUARANTEE IN THE MUSIC INDUSTRY!**

### **Easy-to-Use Website!**

The #1 source for music gear and information online!

### **VIP Concert Sweepstakes**

Win VIP concert experiences, great gear, and more!



[www.musiciansfriend.com/free](http://www.musiciansfriend.com/free)

VISIT OUR WEBSITE **TODAY**

**Musician's Friend**

CALL FOR YOUR FREE CATALOGS **NOW**



### FOR A FREE CATALOG SUBSCRIPTION

visit [www.musiciansfriend.com/free](http://www.musiciansfriend.com/free), call 1-800-436-6976, or fill out this coupon, put it in an envelope, and mail it to: Musician's Friend, Dept. CR, P.O. Box 1117, Draper, UT 84020-1117

SPECIFY SOURCE CODE:

**EMEJ**

NAME \_\_\_\_\_

ADDRESS \_\_\_\_\_

CITY \_\_\_\_\_ STATE \_\_\_\_\_ ZIP \_\_\_\_\_ EMAIL ADDRESS \_\_\_\_\_

# 1-800-436-6976

Guitars • Basses • Keyboards / MIDI • Drums / Percussion • DJ Gear / Lighting • Recording • Live Sound • Hi-Fi / AV Equip. • Books & Video • Band • Orchestra • Clearance Center



runaway feedback probably won't damage your audio software; it could, however, damage your speakers (and your ears), so be careful when applying large amounts of delay feedback.

A delay line with moderate feedback and a moderate-to-long delay time can be used to simulate a reverb effect. The sense of ambient space is not as convincing as it is with reverb, but a delay line uses fewer CPU cycles, which may be helpful if you're trying to get the most out of a slower computer.

## Filtering and Delay

Some delay lines have a lowpass filter in their feedback circuit. As the amount of filtering is increased, successive repeats of the delayed signal have fewer and fewer high overtones (see [Web Clip 1](#)). Less often, the filter in a delay may have a highpass mode, in which successive repetitions lose their lows, leaving only the most brittle high overtones.

High-end delay software, such as iZotope Spectron, lets you isolate various bands within the frequency spectrum using bandpass filters (see [Fig. 2](#)). Using this type of software enables you to give each band more or less delay and feedback, creating exotic shimmering or gurgling tone colors.

## Modulated Delay

Some delay lines allow the delay time to be modulated, (most often by an LFO), so that the delay time gradually increases and decreases. That has the effect of lowering and then raising the pitch of the delayed sound. If you turn the wet/dry knob to 100 percent wet to listen to only the delayed signal, a modulated delay will sound like vibrato. But when the wet and dry signals are mixed, a modulated delay introduces *flanging* or *chorusing* (see [Web Clip 2](#)).

In chorusing, two or more signals that are similar in most ways, but slightly different in pitch, are combined. The differences in pitch cause an acoustic phenomenon called *beating*. A dedicated chorus effect may have two or more modulated delay lines, each with its own LFO. Combining multiple delayed signals in that way creates a fat, acoustically active sound.

The main difference between flanging and chorusing is the width of the modulation. The modulation in flanging is very slight, so that the effect is heard mainly in the

## CATCH A GROOVE

Many older delay lines, especially hardware units, can't be set to musically sensible time values such as quarter notes. Here's an easy formula for converting rhythmic values into milliseconds:

$$60,000 / \text{bpm} = \text{ms per quarter note}$$

If you divide the number 60,000 by the tempo in beats per minute, you'll get the number of milliseconds in a single quarter note. To get the correct ms value for an eighth note or other subdivision of the beat, simply divide or multiply the quarter-note value as needed.

overtones as a sort of ringing or swooshing. In chorusing, it's deeper. Flangers often have only one delay line, not multiple delays, and they usually allow feedback. Chorus units generally don't produce feedback. But many delay units can produce either flanging or chorusing as needed, along with other delay effects.

## Stereo Delay

Many delay effects offer separate processing for the left and right halves of a stereo signal. Stereo delays are most often used with long, synchronized delay times for creating dynamic and exciting stereo rhythmic effects. A stereo delay may offer three feedback controls: one for the right channel, one for the left channel, and another, called *cross-feedback*, that sends a portion of one channel's output into the other channel's input.

A *ping-pong* delay is a stereo delay effect in which the delayed signal with feedback appears alternately in the left and right channels, giving the impression that it's bouncing back and forth.

## Multitap Delay

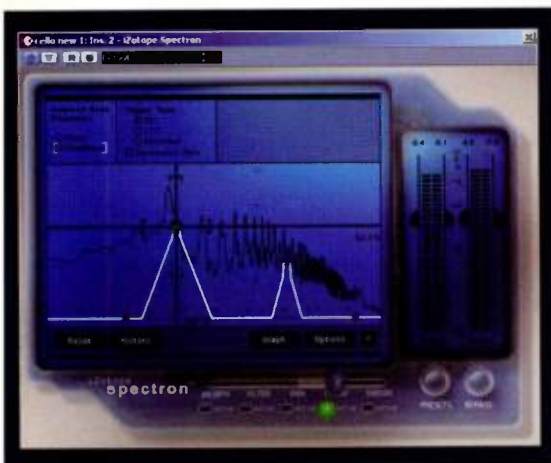
A delay effect that has two or more delay lines, each with its own parameters for delay time, output level, output panning, and feedback, is called a *multitap delay*. Many multitap delays have four or even more "taps" (outputs). By panning various outputs to different positions in the stereo field and giving each its own output level, it's possible to create striking rhythmic effects, such as syncopated rhythmic echoes that get louder and then softer.

Like other effects, delays can be overused. If you apply rhythmic delay to all of your tracks, the result will be a crowded, cluttered mix. But when judiciously applied, delay is a humble yet powerful effect that can do a lot to spice up your sonic palette. **EM**

**EMWEB  
GOODS**

Jim Aikin writes, teaches, and plays music in Northern California. For more on his activities, visit him online at [www.musicwords.net](http://www.musicwords.net).

FIG. 2: Shown below is the frequency-based delay in iZotope Spectron. The black curve shows the frequency spectrum of the input signal, and the white peaks show areas where feedback is being applied.





# BRASS

## GO BEYOND SAMPLING!

PHYSICAL MODELLING OF A TRUMPET, A SAXOPHONE AND A TROMBONE



In the Live Mode, play your BRASS instrument!  
Select an instrument and start playing like a real musician. In the Live page, you have access to a wide range of control parameters to control the model.



In Riff Mode, choose one of the 1000 prewritten musical phrases and feel free to modify it in all aspects! You can immediately use the riff you want or change such things as the length of one note, its pitch, its timbre. In a word, you have total control over your music.



# Landing the Write Job

By Strother Bullins

## Getting technical-writing work from manufacturers.

The idea of “useless knowledge” is inherently erroneous. I am a proud purveyor of “details of limited purpose,” like the release dates of classic albums or the career histories of obscure rock musicians. I frequently use such music-oriented facts to write feature articles, turning data that some consider a waste of gray matter into paychecks. And there’s certainly nothing useless about paychecks.

Many EM readers possess similar sources of knowledge that could serve more than a singular purpose. Being an expert user of Digidesign Pro Tools, for instance, is great if you’re an engineer. But such knowledge could also be leveraged by writing plug-in and peripheral user’s guides or product-oriented features for manufacturers. If you’re a knowledgeable user of pro-audio technology and you have writing chops in addition to your musical ones, then authoring materials for music-product companies could be a perfect way to supplement your income.

### Proving It

Getting started is the most difficult part of breaking into music-product tech writing. Because you will be asking a manufacturer to trust you to inform other end users about its products and how they operate, it’s essential that you have hard proof of your expertise and your writing ability.

If you don’t have writing samples, create some specifically to show your skills. Before you do, however, research the companies that you plan to contact.

“Know your target,” says Greg Rule, editor for Roland Corporation, U.S., and a veteran pro-audio writer. “Study the company you’re pitching to and familiarize yourself with its products, magazines, e-zines, newsletters, and Web sites. Nothing will turn an editor off faster than a pitch riddled with incorrect product names or redundant article suggestions.”

Then, choose a piece of your own gear—a reverb unit or a plug-in, for example—and write a short tutorial about its use in a specific application. Keep it brief, informative, and interesting. “Reveal useful tips or techniques you’ve discovered,” suggests Rule. “Talk about how you’re using the product to improve your music.”

Upon completion, ask a couple of musical peers to read your tutorial to ensure that it excels on a technical and a stylistic level. With product writing such as this, informational clarity is paramount. “Write from a musician’s perspective,” offers Rule. “Don’t get too clinical.”

### Back to the Feature

Writing for music-product companies isn’t always technical. You can often write in the style of features appearing in audio-related publications such as EM. Many manufacturers, especially those who have in-house public relations or marketing departments, generate articles about the way performing artists, engineers, and producers (who are usually product endorsers) use their products.

Authoring a sample article of this type is another good way to show off your skills to manufacturers. Because you lack a stable of product endorsers to write about, look to your network of musically creative counterparts for a feature subject. Most likely, you know a few “buzz-worthy” local musicians in the midst of recording projects or club tours, and surely some of them are using gear or instruments in creative and interesting ways.

In writing your article, be sure to include a short description of the artist’s music and career, what he or she is currently up to, and the interesting way in which this musician is using a particular product. To stimulate your creative writer within, read through a few pro-audio magazines that regularly have artist features, paying attention to editorial structure and how product







## “A Dozen Labels and Publishers Came To Our Showcase Because We Joined TAXI”

*Crossfade – www.crossfadeonline.com*

We stopped by TAXI’s office to pose for this photo because we wanted to thank them for all the great things they’ve done for us.

If you’ve ever dreamed of landing a major label deal and having a hit record, then you’ll understand why we’re so grateful.

We’re from Columbia, South Carolina. It’s not the kind of town where you meet A&R people, or have them come to your gigs. We knew we needed to do something to get our music heard by the right people. After carefully researching our options, we decided that TAXI was the best choice.

We had really high expectations when we joined. And we’re happy to report that TAXI has exceeded all of them.

TAXI sent our CD to several top A&R people, and the response was very positive. Piggy-backing on that, they sent our CD to more than 40 other high-level A&R people at companies like A&M, RCA, Warner Bros, Columbia, Interscope, Dreamworks, MCA, Arista, Virgin, Capitol, Atlantic, Elektra, Epic, Hollywood, Maverick, and many more.

All the sudden, we found ourselves in need of a music attorney. TAXI’s president made one phone call and got us a meeting with one of the top music attorneys in the business.

He signed on to represent us, and with our attorney and TAXI spearheading the effort, we began to build a buzz. That lead to an industry showcase in Los Angeles with A&R people from more than a dozen labels in attendance.

Now, we’re on our way to New York to do a round of showcases there.

Can TAXI do that for *every* member? That’s up to you and

your music. If you’re really, really good, TAXI can deliver.

Will we get a record deal? That’s totally up to us and *our* music. But, because we joined TAXI, we’re getting serious attention from people in the music business we had little chance of meeting on our own.

And TAXI has given us much more than just great opportunities and helpful feedback from their A&R staff. We’ve also learned a lot about the music business from their monthly newsletter, and had an incredible time at the Road Rally – TAXI’s FREE convention for members and their guests.

The convention alone is worth much more than what we invested to become members.

Would we recommend that you join TAXI? Without hesitation. It’s the best thing we’ve ever done for our career.

If you’re an artist, band, or songwriter, call for TAXI’s free information kit, and let them help you get your music to record labels, publishers, and film & TV music supervisors. TAXI rocks!



# TAXI®

*The Independent A&R Leader*

**1-800-458-2111**

mentions are dealt with. Then, formulate your article accordingly.

### Make the Pitch

At this stage, your task is to prove your writing ability. Sending a well-crafted email or letter to a key contact in a firm's marketing department is a good way to start pitching your writing services. In your letter, enclose or attach writing samples along with an announcement of your availability, a description of your relevant musical background, and an explanation of why you are an ideal candidate to write about the company's products. After a day or two, follow up with a phone call reintroducing yourself, ask whether your note was received, and reiterate your eagerness to provide writing services for the firm.

"Submit your article alongside additional promo materials," explains Rule. "That can make a great first impression and can help distinguish you from other freelance writers—especially from nonmusician writers. It shows initiative on your part, as well as your product knowledge."

### Showing Off

If cold-calling potential clients doesn't produce results, try getting up close and personal. The best connections are usually made while face to face, so if you live near a city where a music-products trade show is taking place, attend one for the purpose of promoting yourself. Shows such as those held by NAMM ([www.namm.org](http://www.namm.org)), AES ([www.aes.org](http://www.aes.org)), and NAB ([www.nab.org](http://www.nab.org)) feature rows upon rows of manufacturer booths where products are showcased. Staffing the booths are those key contacts you've desperately been trying to reach via email and phone—all right there in the same building.

Although AES conventions are open to the public, NAMM and NAB conventions are not. For that reason, the latter-mentioned shows may be difficult to gain admission to. In those "closed-convention" scenarios, ask a friend who works for a pro-audio firm, a music store, a broadcast entity, and so on, for assistance in gaining show credentials.

Once you are at a convention, remember that manufacturers frequent these events to generate product interest and sales, not to find wannabe freelance writers. Be considerate of their time, and you'll make the best impression. Executed correctly, attending a show may help your emails and calls to be answered more promptly in the future.

### Your First Gig

Continue to pitch your services until you receive your first writing gig, and then temporarily halt the pitching process. Now is the time to become knowledgeable about of your own writing speed, agility, and general workflow habits. As a fledgling writer, it is imperative that your first work be impeccable.

## FIVE TIPS FOR GETTING WRITING GIGS

- ◆ Know your subject. You'll never get anywhere without a thorough knowledge of the topics (gear or artist related) you want to write about.
- ◆ Research by reading other articles and editorial material. Seeing how others have done it will help you do it right the first time.
- ◆ Build your portfolio. Write gear-instruction articles or artist-profile features to use as writing samples.
- ◆ Pitch your services via email, phone, and in person. Persistence and patience are key.
- ◆ Be professional, meticulous, and punctual. If you behave like a pro, you'll be treated like one.

An initial submission of your work often prompts valuable feedback from your clients; that may include requested revisions, compliments, and suggestions that can be valuable for your future as a music-products writer. You're now a general contractor, and you need to be the best you can. Avoid the problems associated with "bad" contractors: blowing deadlines, missing crucial details, and leaving clients with a post-job mess. "Just be confident that you've nailed it," concludes Rule. "Submitting a sloppy article can do more harm than good."

### Write On

What are the downsides to writing for manufacturers? First, pay can be unpredictable—even low—especially in the beginning. Writer's compensation (often based on word count) varies from client to client and may be determined by your own level of writing and technological expertise. I've found, however, that most introductory writing jobs pay between 20¢ and 25¢ per word (or between \$200 and \$250 per 1,000 words).

Second, just like most other jobs, you're paid to do what you're told. If you want to become a first-call freelance writer, give your clients a heap of convincing music-product information served with a carefully measured dose of style. You're not being paid to put quill to parchment and craft ambitious Shakespearean prose. If you can live with those limitations, writing for manufacturers can be a sweet gig, since few other employment opportunities allow you to spend an afternoon monkeying with the microphone placement on a 4×12 guitar cabinet.

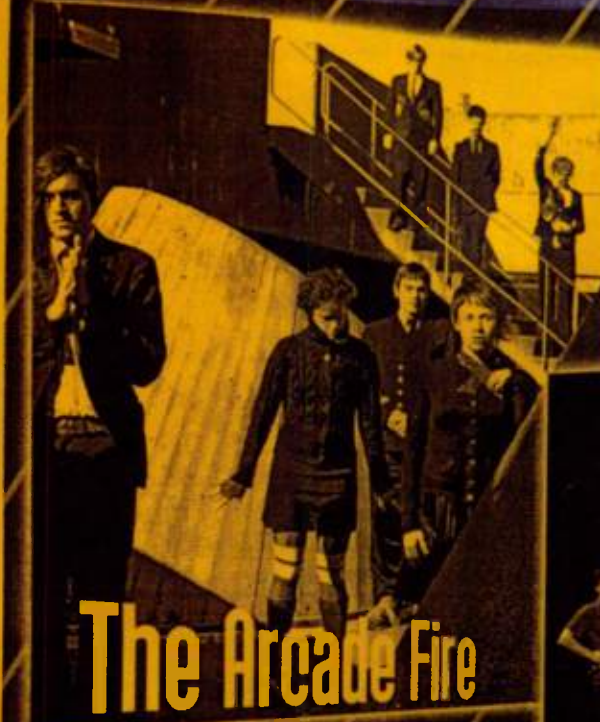
So with valuable music-product knowledge inside your head just waiting to be shared with others, take a stab at writing to make it even more useful to you. Besides, knowledge is only useless if unused. **EM**

*Strother Bullins is a North Carolina-based musician and freelance writer specializing in the professional-audio, music, and entertainment industries.*



**CMJ25  
NYC05**

MUSIC MARATHON  
AT LINCOLN CENTER  
SEPTEMBER 14-17



**The Arcade Fire**



**!!! (CHK CHK CHK)**

## Scheduled to Appear!

[www.cmj.com/marathon](http://www.cmj.com/marathon)

The Arcade Fire - Atmosphere - !!! (Chk Chk Chk) - Dungen - Brian Jonestown Massacre - The Juan Maclean - John Vanderslice - Nouvelle Vague - Of Montreal - The Hold Steady - Against Me! - Mae - Wolf Parade - Blackalicious - Blatant Athlete - Luvert - Supersystem - Mary Timony - Tim Fite - Hot Chip - Devin Davis - Arctic Monkeys - Wolf Mother Constantines - Coldar - Why? - Cut Copy - The Oranges Band - Motion City Soundtrack - Copeland - The Honorary Title Battles - Acid Mothers Temple & The Cosmic - Chad VanGaalen - Mu - Cranes - Alan Sparhawk - Hinsi - The Morning After Girls - Annie - People In Planes - Grand Buffet - The Wrens - The Giraffes - Nashville Pussy - Portastatic - Hella - The Epoxies - Cocorosie - Zoke - The Firebird Band - Big Business - Parts & Labor - Icarus Line - William Elliot Whitmore - Eric Bachmann - The Rosebuds - Clap Your Hands Say Yeah - Amusement Parks On Fire - Need New Body - Youth Group - The Bossip - The Kingsbury Manx - Rogue Wave - Robbers On High Street - Dr. Dog - Early Man - Alias - Her Space Holiday - Core Core Girls - Fruit Bats - Oxford Collapse - Saturday Looks Good To Me - ивннх - Pony Up! - Mahjongg - Langhorne Slim Hockey Night - The Dollyrots - The Reputation - Dressy Bessy

(all performers and schedules subject to change)

# 1000 LIVE.

Sponsored by



Powered by



September 14-17, New York City  
register now at [cmj.com/marathon](http://cmj.com/marathon)

# REVIEWS



## GENELEC 8030A

### A quality monitor for tight spaces.

By Rusty Cutchin

In 2004, Genelec launched its 8000 MDE Series, a line of midprice powered monitors designed to complement the company's 7000-series subwoofers and to form stereo and surround systems that work in any type of mixing environment. The MDE (minimum defraction enclosure) monitors are characterized by strong aluminum casings that have large internal volumes and curved exterior edges. Each 8000 MDE Series

monitor comes with Genelec's Iso-Pod (isolation-positioner decoupler), which is a mounting stand that allows the speaker to be positioned vertically or horizontally. It also insulates the cabinet from the surface on which it sits.

Until recently, the 8030A was the baby of the family, with its 5-inch woofer and 3/4-inch metal-dome tweeter (see Fig. 1). The newer 8020A

has a 4-inch woofer. The 8030A drivers are powered by 40W amplifiers that can generate 105 dB (peak) SPL in a close-field environment. The unit's compact low-frequency driver extends to 58 Hz. Studio owners who are working on hip-hop and other styles that have a bone-crushing bottom may want to beef up their system with Genelec's 7050B (stereo) or 7060A (surround) subwoofer, which gives you a frequency response extending to 25 Hz.

Even without the subwoofer, however, the 8030A is a great match for studios that have limited space and that cater to sound-design, voice-over, or editing work—when accuracy and first-rate imaging are required. Genelec has infused the 8030A with the better quality that is generally found in the company's higher-end monitors.

### Breaking the Mold

The 8030A's looks differ from Genelec's traditional designs. Its rounded corners, molded front and rear sections, and sturdy metal grille covering both drivers give the monitor the look of a speaker designed for heavy-duty (even exterior) sound-reinforcement work. But some obvious features signal that the unit is designed for studio use.

Genelec wisely placed the unit's volume pot, power indicator, and power switch on the front panel. The pot is positioned a bit too low, and its ultrathin lip is hard to grasp if you have a large thumb and index



FIG. 1: The Genelec 8030A can be positioned with the aid of a unique insulating stand called the Iso-Pod, which can be adjusted forward or backward to change the speaker's angle.





# SONIC IMPLANTS®

WORLDS FINEST SAMPLE LIBRARIES AND VIRTUAL INSTRUMENTS

# NEW



## Sonic Implants COMPLETE SYMPHONIC COLLECTION

Sonic Implants, expanding on the huge success of its Symphonic Strings and Brass Collections presents the Sonic Implants Complete Symphonic Collection, four volumes and over 60 gigabytes of Orchestral Strings, Brass, Woodwinds and Percussion. No other orchestral product comes close to the beautiful rich sound, extensive set of articulations and playability of this library. Give your music the power and beauty it deserves. Visit us at [www.sonicimplants.com](http://www.sonicimplants.com) for a free demonstration.

POWERED BY  
GIGASTUDIO3.0

# NEW

## Scarbee VINTAGE KEYBOARD GOLD BUNDLE

Scarbee products are famous in Europe for their incredible feel and sound, so we were very excited to offer their latest creations to North America. Four brand new Virtual Instruments dedicated to capturing the depth and soul of a Rhodes Stage Piano MKI, '73, Wurlitzer 200A Electric Piano, Hohner Clavinet D6, and Hohner Planet N Electric Piano. Extensively multi-sampled and programmed, these VIs put the sound and feel of these retro keyboards under your finger tips. Scarbee Vintage Keyboard Collection, Scarbee Vintage Keyboard FX, and Scarbee Vintage Keyboard Gold Bundle, so retro you will need a new hairstyle. Visit us at [www.sonicimplants.com](http://www.sonicimplants.com) for a free demonstration.



Powered by  
HALION

# NEW

## Fable Sounds BROADWAY BIG BAND

COMING SOON... It's rare when a new Virtual Instrument arrives that could be described as "revolutionary". But that's exactly what the Fable Sounds Broadway Big Band Series is, a huge collection of stunning big band brass, winds, drums, basses and more. Sampled in three mic positions, multiple articulations and phrases, legato samples, multi dynamic layers, and more, and including Fable's Intelligent MIDI software application that lets you un-harness all this power without losing your creative flow. Your Big Band, Pop, Latin, Funk & R&B tracks deserve this new state of the art virtual instrument. Visit us at [www.sonicimplants.com](http://www.sonicimplants.com) for a free demonstration.



Powered by  
HALION

To Purchase or find a dealer near you, contact [WWW.SONICIMPLANTS.COM](http://WWW.SONICIMPLANTS.COM) 888.769.3788

finger. You can, however, easily move the pot back and forth using one finger. The rounded power toggle switch is simple to press, and the LED is large and prominent. The rest of the front panel is vacant except for the concave woofer grille, the tweeter grille, and the wave guide, which allows for smooth on- and off-axis response.

The rear panel (see Fig. 2) hosts the high-quality (if somewhat limited) features that are typical of Genelec monitors. A recessed cavity at the bottom of the monitor allows for upward insertion of a power cord and balanced XLR cables (a female jack for main input and a male jack for output to additional monitors or to a satellite and subwoofer system). As many as six 8030As can be connected together. The 8030A's volume pot controls the level at the XLR output, so the first monitor in the chain gives you a master volume control for the entire system if you keep all the other pots turned fully clockwise.

Above the connector section is a small recessed area containing four DIP switches that you can use for bass rolloff or subtle EQ adjustments (what Genelec calls tilts) to make the monitor match your room. The first switch (Treble Tilt) attenuates the response above 5 kHz by 2 dB. The second switch activates an 85 Hz highpass filter for use with subwoofers. The third and fourth switches are used singly or in combination to engage three degrees of bass attenuation: -2, -4, or -6 dB. Those may be helpful when the monitors are placed close to walls or corners that generate bass buildup.

At the top of the monitor's rear section is a reflex port created from a long, curved tube that ends in a wide flare, giving you improved bass articulation. A number of strategically placed mounting holes allow for bottom or side positioning of the novel Iso-Pod, wall or ceiling mounting with brackets, or standard mic-stand mounting.

### Iso-Podded

I was eager to hook up the 8030As to see if they would be a logical

### PRODUCT SUMMARY

#### GENELEC 8030A

powered close-field monitor  
\$685 each

OVERALL RATING (1 THROUGH 5): 4

PROS: Excellent sound. Superb imaging and transient response. Compact size. Front-mounted volume pot, power switch, and power indicator. Adjustable stand.

CONS: DIP switches for rolloff and EQ features. XLR connections only.

#### MANUFACTURER

Genelec  
www.genelec.com

replacement for my older powered monitors. The 8030As fit better on my workstation desk and in the control room that I use than my main speakers do.

In getting a pair of Genelecs at this price, I expected that there would be some trade-offs, and they became apparent during setup. The lack of balanced TRS inputs meant that I had to drive the 8030As from my FireWire-equipped mixer using XLR outs instead of from my high-quality USB interface. The recessed DIP switches were inconvenient—most new powered monitors have slider switches for those functions. (I happened to have a stereo miniplug headphone adapter nearby, which turned out to be a perfect DIP-switch tool.)

The Iso-Pod works like a computer-monitor stand, except that you can't easily slide the speaker back and forth because of the friction necessitated by the rubberlike padding. It's easier to turn the monitor on its side and slide the pod into a new position. That requires some trial and error to find the optimum angle, especially when the monitor is mounted vertically. When positioned fully forward, the Iso-Pod gives the 8030A an approximately 30-degree downward angle; when slid all the way back, the upward angle is about 10 degrees. If you put your monitors on a surface that's slightly below ear level (such as the riser on my workstation desk), you may need an additional prop to point the 8030A directly at the sweet spot. The Iso-Pod gives you more flexibility when the monitor is positioned above ear level.

### Packing a Punch

I liked the sound coming from the 8030As. I tested the monitors on a variety of material, including CDs by Shania Twain, the Black-Eyed Peas, and Herbie Hancock. The 8030As offered crystal-clear highs, excellent definition and transient response, and superb imaging. The isolation and interplay between contrasting elements, such as bass guitar and stereo reverbs, was consistently distinct. The Genelecs gave new life to CDs that I thought held no more surprises. The 8030As sounded as good as I've ever heard for monitors of their size.

I did conclude, however, that the Genelec subwoofer is a required component. Although I could mix bass elements on the 8030A that would sound fine on systems with enhanced low frequencies, the

FIG. 2: The 8030A's rear panel hosts a recessed I/O section and a small cavity that contains DIP switches for the monitor's bass rolloff and EQ features.





## 8030A SPECIFICATIONS

Analog Inputs	(1) balanced XLR
Analog Outputs	(1) balanced XLR
Peak Output SPL	108 dB SPL
Woofers	5"
Tweeter	¾" metal dome
Crossover Frequency	3 kHz
Frequency Response (free field)	58 Hz–20 kHz (±2 dB)
Power Output RMS (woofer/tweeter)	40W/40W
Dimensions	7.4" (W) × 11.8" (H) × 7.6" (D)
Weight	12.3 lbs.

monitors didn't give me the rich low end that I need for working with various music styles. I wouldn't use the 8030As for hip-hop or dance music. I tested the 8030As on my own mix of a jazz-rock instrumental that has a tightly constructed bass-synth and bass-guitar arrangement. I loved the definition

that the 8030As gave me, but I didn't like the subdued bottom.

### Flexible and Expandable

The 8030A is one component in a product line that has something for everyone in a wide range of prices. If you need to mix in a tight space and don't need to hear deep-bass frequencies, the 8030A, with its superb definition and imaging, is an excellent choice. If you know that a 2.1 or a 5.1 system is right for your room, the 8030A can be an excellent foundation. (You can also save a few bucks by selecting the smaller 8020A along with your chosen subwoofer.) If you need deep bass but don't want to go with a subwoofer, Genelec also offers the larger 8040A and 8050A.

And if you've been a fan of Genelec's high-end monitors, as I have been for years, you will love the price and the performance ratio of the 8030A.

*Rusty Cutchin is an associate editor of EM. He can be contacted at [rcutchin@comcast.net](mailto:rcutchin@comcast.net).*

*"No matter where I am, with Project5, I always have the inspired feel of making music, rather than using software. Project5 blurs the boundary between studio and stage."*

DJ Johnny Juice  
Public Enemy

VERSION 2

project5

MUSIC.INSPIRED - [www.project5.com](http://www.project5.com)

cakewalk

Photo: ©2005, Alyssa Scheinsson

# The sweetest

**Sweetwater and PreSonus** have teamed up to bring you the most powerful and affordable professional computer recording system ever-complete with Sweetwater's Creation Station audio computer and up to three PreSonus FIREPOD FireWire interfaces for 24 simultaneous inputs/outputs with 24 professional quality microphone preamplifiers. Call your Sweetwater Sales Engineer today at 800-222-4700 and get the SWEETEST RECORDING RIG of all time!



## presonus FIREPOD

The FIREPOD is the most affordable professional FireWire recording interface on the planet, with eight pedigree Class A PreSonus microphone preamplifiers, eight balanced outputs, MIDI/SPDIF I/O, and free Cubase LE 48-track audio production software. **Up to three FIREPOD's** can be daisy-chained to deliver 24 simultaneous microphone/line inputs for professional multi-track recording applications. The FIREPOD has been tested and approved by Sweetwater for use with the Sweetwater Creation Station line of computers so that you can be confident your recording system will work flawlessly and efficiently from day one!



## sweetwater CREATION STATION

When Sweetwater set out to build the perfect audio PC, we put our 25 years of experience with computer audio to work, and developed a series of machines that are unmatched in audio performance, reliability and value.

Whether you're composing music in your home studio, recording your next live album on the road, or scoring to picture at a major post facility, there's a Creation Station for you. Starting at under \$1000, the Creation Station machines are whisper quiet and built to withstand the demands of professional audio production, through the use of components like Auralex acoustic treatment and Glyph hard drives. Available in tower, cube, and the rackmount configuration shown here, the Creation Station is sure to be the centerpiece of your PC studio for years to come.



# recording rig.

## steinberg CUBASE SX3



Upgrade your recording rig to the professional's choice for PC music production! Cubase SX3 takes music production to an entirely new level. SX3 adds more than 70 new features including Audio Warp high-quality real-time, Time Stretching and Pitch Shifting algorithm that automatically adopts a project's tempo. Also new in SX3 is External FX Plugins. This function allows for direct integration of external hardware effects processors into the VST audio mixer just like software! The first step in the Steinberg/Yamaha collaboration is called Studio Connections "Total Recall". This modular editing system builds a powerful bridge between the virtual and physical studio. Opening a project can not only recall an entire studio setup within seconds but allow full graphic editing right inside Cubase SX3. Since 1991 the name Cubase has always been synonymous with innovation, and SX3 delivers on features that place creativity first.

## audio-technica AT4040



A marriage of technical precision and artistic inspiration, the AT4040 microphone features an advanced large diaphragm, tensioned specifically to provide smooth, natural sonic characteristics. Designed as a multipurpose performer, this externally polarized true condenser microphone offers exceptionally low noise, wide dynamic range and high-SPL capability. Held to the highest standards of consistency and reliability, the AT4040 may be used with confidence in a wide variety of miking applications in today's modern digital studio.

## novation XSTATION



XStation is the most unique MIDI controller available combining the industry's best feeling semi-weighted keyboard with after-touch, the famous Novation KS 8-voice synth engine, 2 phantom powered mic preamps and instrument inputs, MIDI remote controller functionality, transport controls, a 6x2 multi-effects processor and more. The XStation can be powered conventionally, via its USB port and even batteries. Novation stands for innovative sound and music production tools.

**Sweetwater**  
music technology direct™

800-222-4700  
www.sweetwater.com

**PreSonus**  
freedom to record

FIG. 1: Soundtrack Pro's Multitrack and Waveform editors share the same Project window. Individual projects are accessed using the tabs along the top.



## APPLE COMPUTER Soundtrack Pro 1.0 (Mac)

### Soundtrack Pro raises the bar for sound design and audio repair.

By Len Sasso

Soundtrack Pro is the sound-design and multitrack-audio-editing component of Apple's comprehensive video-production environment called Final Cut Studio. Soundtrack Pro, also available as a standalone product, is an outstanding sound-design and audio-repair tool that sports a huge library of accompanying sounds.

The program has been completely redesigned, although it shares the name and a number of features with its predecessor, Soundtrack 1.1, which was covered in the February 2004 issue of EM. In this review, I will focus on its new features, such as its Waveform editor, its expanded complement of plug-ins, and its audio library.

#### What It Is and Isn't

Soundtrack Pro is designed for post-production audio, with an emphasis on arranging and mixing audio to picture. Although its Multitrack editor incorporates many of the features of other digital audio workstations, it is not a substitute for a standalone DAW. For example, there is no MIDI support, scoring capability, or hosting of virtual instruments; Apple's Logic Pro 7 contains those features.

You can, however, use GarageBand (\$79 and free with new Macs) to achieve a certain degree of virtual-instrument support by creating Apple Loops from virtual-instrument tracks. GarageBand hosts Audio Units (AU) plug-ins; provides MIDI recording, editing, and basic scoring; and will render software-instrument format Apple Loops using the original instrument. The latter allows you to time-stretch and pitch-shift without the artifacts associated with audio files, and then render the result as a new Apple Loop for use in Soundtrack Pro (see Web Clip 1).

Soundtrack Pro's malleable, nondestructive DSP management sets it far ahead of the pack.



Mix Foundation for Excellence in Audio presents

## The 21st Annual

# Technical Excellence & Creativity Awards

**Saturday, October 8**  
**New York Marriott Marquis**  
**New York City**



Sponsored by  
**Mix Magazine**


A Benefit for  
Hearing Conservation  
and Audio Education

**Ticket Information**  
(510) 985-3214 or visit  
[www.mixfoundation.org](http://www.mixfoundation.org)

**Sponsorship Information**  
Eric Geer (414) 967-0104  
[eg@wi.rr.com](mailto:eg@wi.rr.com)

### Celebrate Pro Audio's Finest

Join more than 600 of pro audio's top manufacturers, engineers, producers and other sound professionals as we recognize the outstanding achievements of the past year in audio production and product design, and honor the creative genius of Arif Mardin and David Byrne.



**DAVID BYRNE**  
**Les Paul Award**

Sponsored by Gibson Guitar Corp.



**ARIF MARDIN**  
**TEC Hall of Fame**

Soundtrack Pro's Waveform editor covers most audio-editing tasks for individual audio files. You might still want a standalone audio editor for robust region management, playlists, and the ability to burn CDs. But Soundtrack Pro's malleable, nondestructive DSP management sets it far ahead of the pack.

The combined features of the Multitrack and Waveform editors, along with their tight integration, are a sound designer's dream. Add the flexible handling of Apple Loops, the inclusion of the Apple Loops Utility for creating Apple Loops from standard audio files, and the huge Apple Loops library, and you have a standalone product whose usefulness extends well beyond post-production and sound for picture.

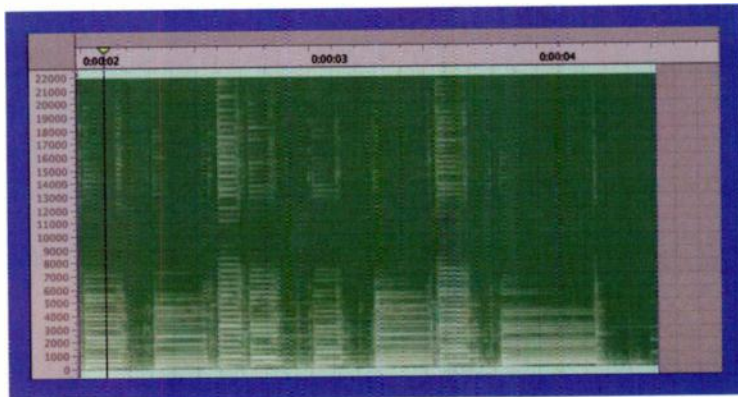
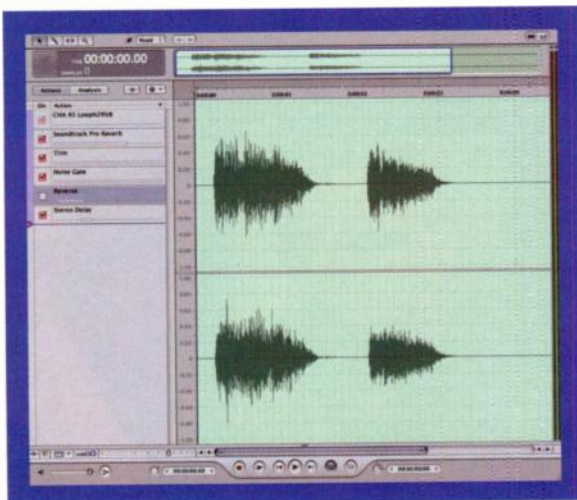
### Get the Picture

Soundtrack Pro's user interface includes two main windows, Inspector-Browser and Project editor, with a multitrack Mixer window thrown in for good measure. Multitracking and audio-file-editing projects share the Projects window and many of the same controls. Individual projects are accessed by clicking on tabs at the top of the Projects window (see Fig. 1).

You can use Soundtrack Pro strictly as a stereo audio-file editor, opening one or more audio-file projects to work on in the Waveform editor. But if you want to take advantage of Soundtrack Pro's multitracking capabilities and their integration with the Waveform editor,

**FIG. 2:** Waveform editor's Actions list along the left allows you to mute and reorder the processes until you have what you want.

it's easiest to start with a blank multitrack project (the default behavior) and add audio files to it before working on them in the Waveform editor. Otherwise, you need to save a file from



**FIG. 3:** The Waveform editor's Spectral display shows the frequency spectrum of the audio file over time. Here, a parametric EQ has been used to take out a swatch around 10 kHz.

the Waveform editor before it can be available to a multitrack project.

### Over the Waves

Soundtrack Pro's new Waveform editor has a Photoshop-style layered architecture, and combines tools and processes typically found in audio editors (along with some atypical ones). You can add, remove, bypass, and reorder processing nondestructively until you are satisfied, and then print the result to the same or to a new audio file.

Soundtrack Pro's layers, called Actions, surpass having just an undo-redo history (see Fig 2). Reordering, for example, is a simple matter of moving Actions around by clicking-and-dragging, whereas in an undo-redo environment you need to undo all intermediate processes, and then redo them in the desired order. Furthermore, Actions can be temporarily bypassed rather than undone.

For example, you can start with EQ followed by compression, but then reverse their order to decide which way works best. You can insert two similar plug-ins (or two copies of the same one with different settings), and then use the A/B Last Two Actions key command to compare them on the fly. You can make a copy of the original file, add reverb, add other processing to a 100 percent wet mix, and finally, track the dry and wet files separately in the Multitrack editor (see Web Clip 2).

### No Last Chance

Another advantage of Action layers is that Waveform editor projects can be saved with their Actions intact, and you can therefore take up where you left off when you reopen them later. They can also be saved as standard audio files, which requires making the Action sequence permanent (called *flattening*). Of course, you can save a flattened copy, preserving the original project for future editing.

In a nice touch, you can save Action sequences as AppleScript droplets for drag-and-drop batch processing. (You can also invoke saved scripts from Soundtrack



# SOMETHING MISSING

**in your buying experience?  
Then you should speak to the pros.**

The pros at Full Compass offer the best buying experience in the audio industry. Serving our customers for 28 years, we offer knowledge, loyalty and long-term service. Our honest personal consultants reveal

your options and capabilities using the most competitive pricing available. Serving the audio and video industry for 28 years, Full Compass is proud to offer the most extensive selection of products and services in the nation.



Services we offer:

- > Rentals
- > Integration
- > Authorized Service and Parts
- > Online Product Info
- > Leasing



The most comprehensive catalog in the audio industry.

Request your free copy: [FULLCOMPASS.COM](http://FULLCOMPASS.COM)

Full Service Consultation



WHERE THE PROS ARE.

800-356-5844  
or 608-831-7330 locally  
Monday-Friday 9-5:30 CST

¡Expertos que hablan español  
disponibles en x1178 y 1342!

Extended hours-Quick answers



800-476-9886

M-F 8-8 Sat 10-4 CST

Pro's Scripts menu.) Saving an Action sequence as a droplet involves a simple save operation from within Soundtrack Pro. Action droplet settings can also be edited directly in the AppleScript Script editor, which can save time in making minor changes to batch processes.

### Sound Surfing

Soundtrack Pro's DSP processing falls into four categories: manual editing, fixed processes, analysis-based processes, and real-time effects. The Sample Edit and Time Stretch manual editing tools allow you to edit individual samples and time-stretch segments of an audio file. Each action with either tool produces an entry in the Actions list for easy undoing.

The fixed processes, accessed from the Process menu, include the usual suspects—fade, normalize, invert, reverse, convert to mono or stereo, and resample—along with some handy unusual effects such as add or replace with ambient noise; insert silence, noise, or a fixed waveform; and noise-print-based noise reduction. Most of the fixed effects can be applied to selections or the whole audio file, and in all cases, an entry is created in the Actions list.

### Analyze This

Analysis-based processes start by analyzing the audio file for common anomalies including clicks and pops, power-line hum (50 and 60 Hz), DC offset, phase problems, and clipping. There's also a silence analyzer, which locates portions of the audio file below a given threshold. Analysis results in a list of found problems, which you can fix individually or as a group. Fixing creates entries in the Actions list for further manipulation.

In addition to the standard waveform display, the Waveform editor offers a spectral view, which shows the audio file's changing harmonic content over time (see Fig. 3). Like the waveform display, the spectral display is interactive, showing the effect of all processing as it is applied. That's very useful when working with frequency-based effects

such as EQ because you can see exactly what's happening to the sound's frequency spectrum as you edit.

### A Plug for the Plugs

Soundtrack's complement of plug-ins has been expanded to include most of Logic Pro 7's effects plug-ins. These 47 top-quality plug-ins have a wide variety of EQ, dynamics, distortion, modulation, and reverb effects, and some interesting special effects. Standouts are the convolution reverb Sound Designer, the formant- and pitch-shifting Vocal Transformer, the frequency-shifting and ring-modulating Ringshifter, and the Matching EQ. In addition, Soundtrack Pro hosts Audio Units effects plug-ins. Plug-ins can be used in both the Multitrack and Waveform editors.

Plug-ins can be applied in two ways in the Waveform editor: they can be inserted directly as Actions, and they can be inserted as real-time effects. As direct Actions, they are applied to the current selection or whole audio file. As real-time effects, their parameters can be automated on the Waveform editor's timeline using automation envelopes. In the latter case, once automation envelopes are set up, you can convert the processing from real time into an Action that incorporates the automation. Furthermore, you can later edit the Action to alter the automation envelopes.

### Sound Ideas

Apple has added 3.75 GB of content to Soundtrack's original 4 GB library. The original content, divided into sounds from Swedish producer PowerFX ([www.PowerFX.com](http://www.PowerFX.com)) and sounds from a variety of musicians working at Apple, has looping and one-shot files in a variety of genres. The new content, contained in the SoundIdeas folder, consists primarily of sound effects, further enhancing Soundtrack Pro's scoring-for-picture capabilities.

The sound-effects library has 1,000 clips ranging from natural sounds (ambiences, animals, people) and special effects (Foley, crashes, mechanical) to a variety of musical and cartoon sounds. Some sci-fi and weapons sounds are thrown in for good measure. Whether or not you're working to picture, you'll find plenty of fodder here to liven your audio tracks.

### Integration

Opening clips in the Waveform editor that you've already opened in the Multitrack editor is as simple as double-clicking. If the clip is part of a larger audio file, its boundaries are automatically delimited by Waveform editor markers (although those markers can't be changed or deleted).

Going the other way isn't as simple. If you open and edit a file directly in the Waveform editor, you must save it to disk, and then manually drag it into the Multitrack editor or into its bin of available audio files. Once you get

#### PRODUCT SUMMARY

#### APPLE COMPUTER Soundtrack Pro 1.0

multitrack audio-editing software  
\$299  
upgrade \$99

OVERALL RATING [1 THROUGH 5]: 4

**PROS:** Photoshop-like nondestructive effects layering. Tight integration of Multitrack and Waveform editors. Eight gigabyte Apple Loops library. Includes most Logic Pro 7 plug-in effects. Includes Apple Loops Utility for creating Apple Loops from standard audio files.

**CONS:** Awkward region management. Can't turn scrolling off. Supports only Mackie Control-compatible control surfaces for remote automation.

**MANUFACTURER**  
Apple Computer, Inc.  
[www.apple.com](http://www.apple.com)



used to adding files to the bin and opening them in the Waveform editor from there, it's no big deal. It would be nice, however, to be able to share the bin between the two editors.

My only other quibbles with the Waveform editor are that there is no region management, and you can't turn scrolling off. The former can be worked around using markers and the handy Create New File From Current Selection key command. That's less convenient, though, than being able to create regions that you can immediately access as clips in the Multitrack editor. Scrolling during playback (which can't be turned off in the Multitrack editor, either) makes it impossible to edit at a high zoom while listening to a larger selection—an ability that is necessary for fine-tuning loop boundaries, for example.

### For the Musician

Soundtrack Pro has a great deal to offer the musician. The Waveform editor is the only one I know of that has a Photoshop-like layered architecture. That alone is worth the price of admission. Being able to freely juggle and toggle fixed and real-time effects along with their automation, and to create batch-processing drop-lets from effects chains is a sound designer's dream.

The Multitrack editor offers a fast and easy environment for multitrack sound design and audio-only composing. Soundtrack Pro supports control surfaces for automation that use the Mackie Control protocol. It would be nice if generic MIDI control surfaces were also supported, but aside from that there is very little missing. It won't replace your DAW, but it's not meant to.

The huge library of Apple Loops, and especially the newly added sound-effects collection is another big bonus. It offers something for every taste and is a welcome alternative to the dance-oriented loop collections that generally accompany audio applications. In short, regardless of whether you work to picture, there are many good reasons to give Soundtrack Pro a listen.



Len Sasso is an associate editor of EM. He can be contacted through his Web site at [www.swiftkick.com](http://www.swiftkick.com).

## Become A Better Producer Online At Berklee | *music.com*™ extension school



*"A lot of the music I've written in the Berkleemusic courses have contributed to the songs on the next Train record. The online courses really pumped up my abilities during the writing process."*

Scott Underwood, Berkleemusic student, Grammy winner, and drummer/composer in Train and Foodpill ([www.foodpill.net](http://www.foodpill.net))

### Scott Underwood's Online Course Curriculum



Music Theory 101



Producing with Pro Tools



Berklee Keyboard Method

Study online with like-minded musicians and the faculty of Berklee College of Music. Over 75 courses and college credit certificate programs are enrolling now.

Fall Semester Enrollment Ends September 15th

Learn More: [Berkleemusic.com](http://Berkleemusic.com) | 1.866.BERKLEE

# WE WILL BEAT ANY DEAL!

## EVERY MAJOR BRAND IN STOCK!

Guitars • Amps • Drums • Keyboards • Synthesizers • Samplers  
Sound Systems • Recording Equipment • Software • Accessories



Renowned arranger Paul Buckmaster with West L.A. Music's Andrew Grad



Noel Gould with System of a Down bassist Shavo Odadjian



The legendary DJ Quik with West L.A. Music's Mark Spiwak



Dan Griffin and Meg Reyburn with ZZ Top guitarist Billy Gibbons



West L.A. Music staff member with legendary keyboardist Herbie Hancock



West L.A. Music staff member with renowned producer Trevor Horn



Legendary drummer Terry Bozzio with West L.A. Music's Glenn Noyes



Legendary rapper Tricky with West L.A. Music staff member

Shop Where the Pros Shop • Call Us Today!



# West L.A. Music

We will beat any price from any authorized stocking dealer anywhere in the United States  
call now: 310-477-1945 • [sales@westlamusic.com](mailto:sales@westlamusic.com)



FIG. 1: The Mackie Onyx 800R is a fully featured and transparent-sounding 8-channel mic pre and A/D converter.

## MACKIE Onyx 800R

### A value-packed, 8-channel mic preamp and A/D converter. By Orren Merton

Mackie has refined its preamp technology for each successive generation of mixers that it's produced. True to form, the preamps found in its new Onyx series of mixers have supplanted the well-respected VLZs as the preamps of choice in Mackie products. According to Mackie, the Onyx preamps are designed specifically for transparent tracking to a DAW, a PDS, or an HDR system.

Considering its confidence in the Onyx preamps, it's not surprising that Mackie has put eight of them—along with 24-bit, 192 kHz A/D converters—into the Onyx 800R, a unit designed as a front end for a digital recording system.

#### Mother Lode of Options

Like other Mackie products, the Onyx 800R has an amazing amount of connectivity and features. You get eight channels of Onyx microphone preamps that offer a gain range of 60 dB (–20 dBu to 40 dB for the balanced line-level inputs, or 0 dB to 60 dB for the XLR inputs). You can access those preamps through the eight XLR inputs on the rear of the 800R. Channels 7 and 8 have a high-impedance instrument input for direct recording.

Unlike some competing units, there are no line-level ¼-inch input jacks on the 800R. The inputs are instead on a DB25 (25-pin) connector on the rear panel, into which you can plug a breakout cable (not provided). Two

other DB25 ports are included: one for analog line outputs and the other for AES/EBU or S/PDIF output.

All eight channels are not identical, but they do share a number of features. Each has a large metal knob that gives you continuous adjustment of preamp gain (see Fig. 1). The individual channels can also be switched between the mic- and line-level inputs. A phase button allows users to reverse the polarity of the signal. A low-cut switch activates an 18 dB/octave highpass filter that cuts off frequencies below 75 Hz.

Each channel is equipped with a phantom-power button that, when pressed, activates a green LED status light. Finally, three LEDs run across the top of every channel to indicate signal-strength levels of –20 dBu, 0 dB, and overload. I wish Mackie had provided a more extensive metering setup; even the narrowest channels look as though they could have accommodated six LEDs across.

#### Channeling the Onyx

Channels 1 and 2 have a couple of features rarely found in multichannel mic preamps in this price range. The 800R has a built-in M-S (middle-side) decoder. M-S recording is a stereo-miking technique that uses one mic with a cardioid pattern and another with a figure-8 pattern to capture a 3-D stereo field (see the sidebar "M-S Recording and the Onyx 800R"). The 800R uses channel 1 for the cardioid (mid) signal and channel 2 for the figure-8 (side) signal. To facilitate using the



REGISTER TO ATTEND AT [WWW.AES.ORG](http://WWW.AES.ORG)



**119<sup>TH</sup> AES**  
**PRO AUDIO EXPO**  
**OCTOBER 7 – 10, 2005**

JAVITS CONVENTION CENTER  
NEW YORK, NEW YORK

**WHERE AUDIO**  
**COMES ALIVE!**

SOUND REINFORCEMENT CONFERENCE  
THE HOME STUDIO REVOLUTION  
SURROUND FOR HIGH DEFINITION

OVER 400 CUTTING EDGE EXHIBITORS  
OVER 100 TRAINING WORKSHOPS  
PAPERS THAT WILL CHANGE THE COURSE OF AUDIO

800R with vintage and other high-quality microphones, channels 1 and 2 have a mic-impedance switch with four selections: 300Ω, 500Ω, 1,300Ω, and 2,400Ω.

On channels 7 and 8, you get a ¼-inch, unbalanced, high-impedance instrument input in addition to the XLR mic input. There is also a button to select which input type is active.

Rounding out the front panel is a power button, a sampling-rate select knob for the digital output, and a button for bit depth. The Sample Rate knob lets you choose from seven sampling rates between 32 kHz and 192 kHz or from External sync using BNC word-clock input. Unless you want to use the Onyx 800R as your digital-clock master, you'll need to use the BNC word-clock option. The Bit Depth button selects either 16-bit (with dither) or 24-bit settings. LEDs indicate sampling-rate lock and bit-depth setting.

### Lightpipe and More

The rear panel of the 800R houses the unit's input and output connectors (see Fig. 2). To the right of the eight XLR mic inputs is the Mid/Side Decode button and two DB25 connectors for balanced line-level inputs and outputs.

The 800R has two ADAT Lightpipe digital outputs. Both of them output the signal from channels 1 through 8 if the sampling rate is 48 kHz or less. If you select a sampling rate of 88.2 kHz or 96 kHz, channels 1 through 4 are transmitted through the first ADAT output, and channels 5 through 8 are transmitted through the second ADAT output (using the S/MUX II protocol).

If you select a sampling rate of 179.4 kHz or 192 kHz, channels 1 and 2 are transmitted through the first ADAT output, and channels 3 and 4 are transmitted through the second ADAT output (using the

FIG. 2: The rear panel is where you find the XLR mic inputs, the analog line inputs and outputs (on DB25 connectors), and the various digital outputs.

## ONYX 800R SPECIFICATIONS

<b>Analog Inputs</b>	(8) balanced XLR mics, (2) ¼" TRS high-impedance instruments, (8) balanced line-level inputs (on DB25 connector)
<b>Analog Outputs</b>	(8) balanced line-level outputs (on DB25 connector)
<b>Digital Outputs</b>	(8) channels ADAT, S/MUX II/IV on Toslink optical connectors, (8) channels AES/EBU or S/PDIF on a DB25 connector
<b>Digital Sync</b>	(1) BNC connector for external word-clock input
<b>Frequency Response</b>	mic input to line output (gain @ unity): +0/-0.1 dB, 20 Hz–30 kHz; mic input to digital output (AES, 192 kHz sampling rate): +0/-0.2 dB, 20 Hz–85 kHz
<b>Distortion (THD + N)</b>	mic input to line output: < .0007%, 20 Hz–20 kHz, 1 kHz input at +4 dBu, preamp @ unity gain; mic input to digital output (AES, 48 kHz sampling rate): < .004%, 10mV RMS input
<b>Dynamic Range</b>	mic input to line output: >123 dB; mic input through A/D converters: >113 dB
<b>Signal-to-Noise</b>	> 103 dB (A-weighted, ref. +4 dBu, mic in to line out, gain @ unity)
<b>Crosstalk</b>	< -100 dB (@1 kHz, +10 dBu signal on adjacent input)
<b>Input Gain</b>	mic in: 0 dB–+60 dB line in: -20 dB–+40 dB
<b>Phantom Power</b>	+48V
<b>Dimensions</b>	19" (W) × 1.75" (H) × 14.4" (D)
<b>Weight</b>	10.6 lbs.

S/MUX IV protocol). If you are connecting the 800R to an audio interface through the ADAT outputs, and you're using sampling rates higher than 48 kHz, make sure that your interface is compatible with the S/MUX protocols.

The external word-clock input and a termination button are also located on the 800R's rear panel. If the 800R is the last digital device receiving word clock, make sure to terminate the signal. There are buttons on the DB25 connector for AES/EBU and S/PDIF digital output to select between 110Ω or 75Ω signals, professional





## M-S RECORDING AND THE 800R

M-S (middle-side) recording is a technique involving stereo recording with coincident-pair microphones. This type of technique uses a pair of closely positioned microphones that are oriented in a specific way in order to capture the true stereo field.

M-S uses the unidirectional characteristics of a cardioid microphone that is pointed straight at the sound source, and the bidirectional characteristics of a figure-8 microphone that is placed next to the cardioid microphone and perpendicular to the sound source. Combined, these



FIG. A: With M-S miking, a directional mic is used to pick up the middle of the stereo image, and a figure-8 mic is used for the sides.

two techniques capture a side-to-side and front-to-back stereo image (see Fig. A).

Since the raw tracks are not standard “right-side/left-side” stereo tracks, the image needs to be decoded using sum-and-difference matrix so that the listener hears a normal stereo image. You can adjust the depth of the stereo field by adjusting the gain of channels 1 and 2. You can then record the output of channels 1 and 2 into a stereo track on your DAW, MDM, or HDR, and you will get a stereo image that will play back normally on any monitor system.

AES/EBU or consumer S/PDIF operation, and dual- or single-wire format. Additionally, there is an input for the power cable. The unit automatically adjusts for any VAC between 100V and 240V.

Overall, the unit has a solid feel to it. It’s heavy, none of the buttons or knobs feel loose, and the jacks are securely anchored to the chassis. All the channel buttons have their functions silk-screened onto them for easy identification. Other than the minimal metering, the 800R is a superbly designed device.

### Sonic Onyx

The real test, of course, is how the Onyx 800R sounds. My initial impression was that its preamps sounded full bodied, transparent, and noise free, even at the highest levels of gain. They sounded as though they had been designed to avoid coloring the signal, rather than sounding like “character” preamps. The high-pass filter seemed very effective, limiting the low-end rumble of the source material without otherwise coloring the signal.

I compared the Onyx 800R to the mic preamps of the RME Fireface 800, which are the same preamps from RME’s OctaMic D. The OctaMic D has features that are similar to the Onyx 800R; it offers almost identical amounts of gain, and it retails for \$200 more.

The preamps of the RME units sound quiet, transparent, and usable in almost every situation except for powering ribbon mics (there’s not enough gain). I compared the Onyx and Fireface preamps by recording acoustic guitar, electric guitar, and vocal sources through dynamic, condenser, and ribbon mics. I also compared electric guitar DI signals. I tested the Onyx 800R as word-clock master and as word-clock slave.

The Onyx 800R and the Fireface 800 preamps were almost identical—so much so that I used Apple Logic

Pro’s Match EQ to learn the EQ footprint of each for comparison. The results were almost completely flat across all the sources and instruments tested.

Like the RME units, the preamps in the Onyx 800R did not provide enough gain for a ribbon mic that was close-miking an acoustic source. Adjusting the Onyx 800R’s mic impedance switch helped to match the unit to the source mic, but not quite enough for that application. To its credit, however, even at maximum gain, the 800R was still silent. The Onyx 800R sounded the same to me when it was used as a word-clock master as it did when used as a word-clock slave.

### Gem of a Unit

Overall, I was impressed with the Onyx 800R. It has eight full-bodied, usable, and transparent preamps, and a host of very desirable features at a great value (less than \$160 per channel). It also easily integrates into any recording setup.

The 800R comes with an excellent printed manual, which is a rare thing these days. Anyone looking for a well-featured front end for a DAW system or other multi-track should give this unit serious consideration.

*Orren Merton is the author of Logic Pro 7 Power! (Muska & Lipman, 2004) and Logic 7 Ignite! (Muska & Lipman, 2005).*

### PRODUCT SUMMARY

#### MACKIE Onyx 800R

8-channel mic preamp and A/D converter  
\$1,279

OVERALL RATING (1 THROUGH 5): 4


PROS: Good sound. Good value. A wide range of digital connectivity. Variable mic impedance for two of the channels. Individual phantom-power switches for each channel. Two channels with high-impedance instrument inputs. M-S support.

CONS: Limited metering. Not enough gain for ribbon mics. Must purchase third-party breakout cables to access ¼-inch line-level I/O and AES/EBU and S/PDIF digital outputs.

#### MANUFACTURER

Mackie  
www.mackie.com

FIG. 1: Like its other classic synth emulations, Arturia's ARP 2600 V adds modern conveniences such as MIDI, polyphony, and effects.



## ARTURIA ARP 2600 V 1.0 (Mac/Win)

### Virtual vintage synth with an old-school sequencer. By Brian Smithers

The ARP 2600 V from Arturia is a cross-platform software emulation of the vintage ARP 2600 monosynth (see Fig. 1). ARP 2600 V works as a standalone program and as a VST, a DirectX, an RTAS, an HTDM, or an Audio Units plug-in within appropriate hosts. It models the original ARP 2600 in every way possible and includes emulations of the model 1601 sequencer and the model 3620 keyboard.

The original ARP 2600 was a direct competitor to the Minimoog. Like its rival, it served up searing leads, thundering basses, and all manner of special effects. Its design was semimodular, with prewired connections that enabled it to create a variety of sounds without patch cables. To create more complex sounds, you could use patch cables to redirect any output to any input in the style of a modular synth.

ARP 2600 V runs on Mac OS X 10.2 and above, and on Windows 98SE, 2000, and XP. It requires at

minimum a 1 GHz processor and 256 MB of RAM. I tested ARP 2600 V in standalone mode running on the Open Labs neKo 64 2 GHz dual-Opteron workstation, and as a DXi plug-in within Sonar 4 on a Toshiba Tecra 2 GHz Centrino notebook. ARP 2600 V behaved well on both.

#### Looks Like One

As with its other virtual vintage synths, Arturia has modeled ARP 2600 V's user interface on that of the original. I sometimes wish that soft-synth manufacturers would be more imaginative than emulative in creating their user interfaces (as in the case of Arturia's CS-80 V, which is difficult to read). Fortunately, the 2600 V's interface is functional and legible. The ability to trace the virtual patch cables makes the emulated interface a particularly good idea, especially in an educational setting. As on the original 2600, all of the normaled connections are labeled. Clicking-and-dragging from any output to any valid input creates a patch cable to illustrate the connection.

When you click on an output connector using your right mouse button (Shift + click on a Mac), a pop-up Connect menu displays a list of all valid patch destinations.

Arturia has done an excellent job of capturing the character of the classic 2600.



# the ultimate hook-up.

## EUREKA

### Professional Recording Channel


- Class A transformer coupled microphone/instrument/line preamp
- Selectable input impedance and "saturate" tube warmth control
- Fully variable ultra fast compressor w/ separate make up gain
- 3 band parametric EQ with bandwidth 'Q' control



## AD192

### Optional Digital Output Card for the Eureka

- 24 bit resolution up to 192K sample rate
- Simultaneous SPDIF and AES outputs
- Analog line input enables one AD192 for two Eureka's



Hook up two Eureka's to your FIREPOD via AD192 SPDIF output for the ultimate signal path. Hook up your FIREPOD to your computer via standard IEEE1394 FireWire connection and use the eight onboard Class A preamps for recording drums, guitar cabs, pianos, ensembles, etc., for the ultimate FireWire computer interface. Need more inputs? Hook up a second FIREPOD for eight additional microphone preamps. Finally, hook up your Central Station to your FIREPOD for ultimate communication and monitoring control.

## FIREPOD

### 24Bit/96k 10x10 FireWire Recording System

- Eight PreSonus microphone preamplifiers
- Two instrument inputs, eight analog line outputs
- SPDIF and MIDI Input/output
- Cubase LE 48 track recording software



## CENTRAL STATION

### Studio Control Center

- Flexible stereo input/output switching & routing
- Talkback, mute, dim, mono
- separate cue and main outputs
- 24 bit/192K D to A converters (SPDIF and Toslink)
- Passive signal path (no op amps) for ultimate stereo imaging and depth



## CSR 1

### Optional Remote Control for the Central Station

- Main volume, input/output switching, dim, mute, mono
- Talkback microphone on remote
- Rack your Central Station with your gear

get the ultimate hook-up on presonus gear from sweetwater today!

**Sweetwater**


music technology direct™

(800) 222-4700

www.sweetwater.com

**PreSonus**

FREEDOM TO RECORD



Right-clicking on a connector also lets you remove a connection. You can drag a connection from one destination to another; unfortunately, the same is not true of a source. If you change your mind about the source, you must remove the connection and start a new one from the preferred source—a minor annoyance in an otherwise well-thought-out implementation.

Holding down the Control button while clicking on one of the many sliders (virtual potentiometers) allows you to assign a MIDI Control Change message to automate that slider's parameter, either by typing the value or by using a Learn mode that detects the controller number when you move a physical MIDI control. Such controller assignments are global, rather than patch-specific.

For finer control over any slider, right-click (Shift + click on a Mac) on a slider and drag. A 2600 has only a handful of knobs, and in typical Arturia fashion, you can set a preference to operate them in either Linear or Circular mode. Linear operation is usually simpler, but Circular mode has a built-in graded resolution—dragging in a larger circle yields inherently finer resolution than a smaller circle because of the greater number of pixels involved.

FIG. 2: ARP 2600 V includes software versions of the classic ARP sequencer and keyboard.

When all three sections are shown, the window is too tall for most displays, but you can scroll it by dragging any noncontrol area of the window.



With the sequencer, synthesizer, and keyboard displayed together, the window is 1,180 pixels high, making it awkward on all but the largest displays (see Fig. 2). You can display the synthesizer, the sequencer, and the keyboard either individually or simultaneously. It's annoying that Arturia chose to bypass normal Windows functions such as scrollbars and the Maximize function. Once you get used to grabbing the gear with the mouse and dragging it up and down, though, it's not too bad.

You can choose from three different skins for your 2600 V. The first skin features the look of the Blue Meanie, the earliest ARP 2600 produced. The second is the more common dark gray with white labels, and the third resembles the final model—



FIG. 3: The tracking generator lets you draw as many as four independent curves to use as modulation sources within 2600 V's architecture.

dark gray with bright orange-brown labels that provide increased visibility on a typical computer monitor.

### Sounds Like One

I took ARP 2600 V to the Audio Playground Synthesizer Museum to compare it with its namesake. The poor old ARP was feeling its age, so the comparisons were limited. The biggest obstacle was that the original keyboard could not communicate properly with the synthesizer. It was unclear whether the problem was with the keyboard or the synth, but I had no better luck with a contemporary keyboard and a MIDI-to-CV converter. Still, I was able to compare the oscillators and the filter.

The basic waveforms of the 2600 V stacked up well against those of the original 2600. The sawtooth of 2600 V was brighter than the original's. Additionally, 2600 V's pulse (set as close to symmetrical as possible) was a bit richer than that of the original, which had a more nasal quality.

The original synth's filter was difficult to control because of a sticky potentiometer, but as I swept the cutoff on both of them, their general characteristics and ranges were similar. The filter's resonance, however, sounded noticeably different. Arturia's version exhibited a rich complexity that was interesting in its own right but qualitatively different than the original. The 2600's filter self-oscillated more quickly and more dramatically than its virtual cousin.

The similarities were generally remarkable. Arturia has done an excellent job of capturing the character of the classic 2600. Any residual temptation toward sonic hair-splitting evaporated with the realization that I didn't have to spray anything on 2600 V's sliders to get them to operate smoothly.

In practice, it's easy to coax rich sounds from ARP 2600 V. It has bite, warmth, and sizzle, and plenty of options for shaping the sound as you go.





# i5



## Let the i5 capture your creative genius.

### KEEP IT SIMPLE

The i5 is designed with one purpose in mind: To be the best all-purpose dynamic instrument microphone on the market at a price that everyone can afford. We succeeded!

With over 20 years of experience in designing and manufacturing high quality, high performance dynamic microphones, Audix brings you the i5 - a perfect solution for a wide variety of tasks. Both on stage and in the studio, the i5 handles guitar cabinets, horns, percussion, acoustic instruments, and even vocals.

Simple, elegant, and easy to use, the i5 is able to handle over 140 dB of SPL without distortion.

### Main Features

- All purpose utility mic for stage and studio
- Easy to set up, simple to use
- Right cardioid pattern for feedback control
- VLM (very low mass) technology
- Frequency response: 50 Hz - 15 kHz
- Clear, natural sound reproduction
- Durable cast body with protective steel grill
- Built to last a lifetime



FOR A DEALER NEAR YOU CALL: 800-966-8261

TEL: 503-682-6933 FAX: 503-682-7114 [www.audixusa.com](http://www.audixusa.com)



Audix Corporation, PO Box 4010, Wilsonville, OR 97170  
©Audix Corp 2005. All rights reserved. Audix and the Audix logo are trademarks of Audix Corporation.



**Better than One**

Arturia added some features that go above and beyond simple emulation. For starters, bundling the keyboard and the sequencer was a nice touch. The keyboard has controls such as pitch-bend range, portamento parameters, global tuning, and a virtual pitch knob like the one that the vintage synth had. More importantly, you can choose monophonic, polyphonic, or unison operation, and there's a dedicated knob for unison detuning. You choose the number of voices from the toolbar at the top of the window, which is an odd placement. It is in plain sight, but it wasn't where I expected to find it, which is next to the mono/poly/unison switch.

A polyphonic ARP 2600 is a real treat to play. One of the classic patches from ARP's patch book was called Monster Organ, but you couldn't play chords on the original. Arturia's version lets you play as many as 32 notes of any patch. For my money, though, it's 2600 V's Unison mode that really kicks it up a notch (see Web Clip 1). You can stack and detune as many as ten voices for supersize solo synths and bigger, bad-der basses.

The 2600 allowed you to use VCO 2 as an LFO, but 2600 V's keyboard adds a dedicated LFO. That lets you

use all three oscillators while still being able to apply LFO effects such as vibrato.


The sequencer is addictive, and because it can sync to your DAW's tempo, it's also very useful. It can be configured as a 16-step monophonic sequencer or as two parallel 8-step sequencers. Its most obvious use—to sequence pitches—is its less interesting function; it was more exciting to map its output to filter cutoff to create a rhythmically shifting timbre (see Web Clip 2). You can easily mix and match the two functions by taking a pitch-quantized output to the oscillators and an unquantized output to the filter.

Unlike more-modern step sequencers, the virtual 1601 doesn't allow you to store multiple patterns and map out a song with them. If your CPU doesn't experience problems when running multiple instances of 2600 V, however, you could have different patterns in each and switch between them.

The ARP 2600 had two built-in speakers, which obviously aren't useful in a virtual instrument. Controls for a chorus and a delay are cleverly hidden behind the 2600 V's left speaker grille. The chorus features simple rate, depth, and wet/dry mix controls, but the delay is a bit more involved. In addition to wet/dry mix, it offers separate left and right controls for delay time and

REV

**NEW! PowerTracks Pro Audio 10** DIGITAL AUDIO  
 INTEGRATED DIGITAL AUDIO & MIDI SEQUENCER FOR WINDOWS®  
 New Version! Cool Features! Unbelievable Low Price! **ONLY \$49**



**PowerTracks Pro Audio 10** is a full-featured music recording and editing program for use with Windows®. It is simple enough for beginners, but powerful enough for professional musicians.

This powerful 48-track MIDI and digital audio sequencer has all the standard functions, such as cut, paste, and event level editing, **plus** advanced features found on more expensive programs, like search and replace, selectable resolution, percentage quantization, and multiple MIDI sync options. **PowerTracks Pro Audio** also offers unique features seldom found on comparable programs at any price!

The amazing **Chord Wizard** will analyze any MIDI file to determine the chord symbols, and displays them in a Chords window. The built-in **TC-Helicon Audio Harmonies** back up any solo audio track with four-part audio harmonies utilizing their industry leading technology. These harmonies use pitch style presets to add true-to-life vibrato and scooping styles ranging from natural vibrato to full-blown Operatic Tenor or Pop Diva styles.

**Full-featured notation** lets you view and edit your music on-screen, print out engraver-quality lead sheets and scores, complete with chords and lyrics, and save your notation as a graphics file to post online or publish in any document.

With **PowerTracks Pro Audio 10**, your computer is a music production powerhouse! You can record up to **48 tracks of digital audio and/or MIDI**, edit and mix your recordings with ease, add **professional-quality DirectX effects** such as reverb and delay, and burn your project to an audio CD, all in record time.

**The new PowerTracks Pro Audio 10 adds these great features & more!**

- ✓ ASIO Driver support
- ✓ Piano Roll Window
- ✓ Audio time stretch & pitch adjust
- ✓ More DirectX plug-ins included (PG Vinyl, PG RTA, PG Vocal Remover)
- ✓ Drag & drop editing for audio
- ✓ Multi-Fretboard/Tablature for guitar & other fretboard instruments
- ✓ 1/4 and 1/2 speed playback of audio at same pitch (great for transcribing!)
- ✓ TC-Helicon Audio Harmonies enhanced with automatic vibrato
- ✓ MIDI Guitar cleanup routines to remove glitches from MIDI guitar recordings

- FIRST-TIME PURCHASE PRICES** (all prices in U.S. dollars)
- PowerTracks Pro Audio 10... \$49  
*Contains PowerTracks Pro Audio & PowerGuide CD-ROM video training.*
  - PowerTracks Pro Audio 10 PowerPAK... \$69  
*PowerTracks Pro Audio, PowerGuide CD-ROM video training & MultiTracks Vol. 1.*
  - PowerTracks Pro Audio 10 PowerPAK Plus... \$79  
*PowerTracks Pro Audio, PowerGuide CD-ROM video & MultiTracks Vols. 1 & 2.*
- UPGRADE PRICES** (all prices in U.S. dollars)
- Upgrade to PowerTracks Pro Audio 10... \$29
  - Upgrade to PowerTracks Pro Audio 10 PowerPAK... \$39
  - Upgrade to PowerTracks Pro Audio 10 PowerPAK Plus... \$49

**"Solid sequencing at an unbelievable price."**

**PG MUSIC INC.**

29 Cadillac Ave., Victoria, BC V8Z 1T3 CANADA  
 Phone (250) 475-2874 • (800) 268-6272

**(888) PG MUSIC**

sales@pgmusic.com • Fax (250) 475-2937 • (877) 475-1444 **www.pgmusic.com**

Electronic Musician





feedback, and it can sync to your DAW's tempo. The effects add useful qualities to 2600 V, and are well exploited in the included presets.

Behind the right-speaker grille is an innovative tracking generator that you can use to create complex modulation sources. The tracking generator holds four user-created curves (per preset) that you can use individually or in combination to modulate any component with a control input. The graphic editor is simple in design, yet it provides powerful tools for drawing sinusoid, parabolic, square, or freehand curves (see Fig. 3). It even has a noise tool to prevent the modulation curve from being too perfect.

After you've adequately tweaked the curve, you can set, automate, or sync its frequency to MIDI Clock and smooth it to soften its effect. The four curves can be used independently to modify various parameters, or you can patch them through the voltage processor to combine them into a single complex modulation curve.

In addition to the 4-pole (24 dB-per-octave) lowpass filter that is characteristic of the vintage 2600, the virtual 2600 features 2-pole (12 dB-per-octave) lowpass, highpass, bandpass, and notch filters modeled after those found in the 2600's predecessor, the ARP 2500 modular (see Web Clip 3).

### Gotta Have One

So what's not to like about Arturia's virtual 2600? Aside from nit-picking about the interface (you can't zoom in on any given module for serious tweaking) and a slight difference in the filter's resonance (at least compared with the real unit available to me), I didn't find much to dislike.

The documentation left me with mixed feelings. On one hand, it's hard to argue with more than 90 pages of paper repeated in three languages. On the other hand, the manual's translation into English is spotty, and there are some typos that can be frustrating. Arturia

PRODUCT SUMMARY

**ARTURIA ARP 2600 V 1.0**

software synthesizer  
\$310

OVERALL RATING [1 THROUGH 5]: 4

PROS: Sounds like a real ARP 2600. Broad plug-in format compatibility. Standalone mode. Useful nonemulative features, including presets, delay, chorus, unison mode, and 32-note polyphony. Innovative tracking generator provides custom modulation curves.

CONS: Manual suffers from incompleteness and mediocre translation. Graphical user interface is too tall for most monitors.

MANUFACTURER  
Arturia  
www.arturia.com

deserves kudos for chapter 6, "The Basics of Subtractive Synthesis," and for chapter 7, "A Few Elements of Sound Design," which are well-thought-out tutorials about creating sounds with ARP 2600 V. Brickbats, however, are in order for incomplete and occasionally scattered descriptions of elements such as the keyboard and the tracking generator.

If you can find a vintage ARP 2600 in good condition and can afford to spend some money on the various retrofits, upgrades, and tweaks that are available, knock yourself out. You'll have a great instrument, but you still won't have presets, unison, polyphony, and total recall within your DAW. For the rest of us, Arturia has brought the best of the past and present together in a cool instrument that upholds the tradition of its namesake while living up to the demands of contemporary production.



*Brian Smithers is Course Director of Audio Workstations at Full Sail Real World Education in Winter Park, Florida. Special thanks to Joseph Rivers and the Audio Playground Synthesizer Museum.*

FIG. 1: The MindPrint TRIO combines input and monitoring functions that might otherwise be missing from a mixerless personal studio.



## MINDPRINT TRIO

### An audio-routing nerve center for your mixerless studio.

By Orren Merton

Audio-hardware manufacturer MindPrint first established its reputation with the well-regarded, tube-based En-Voice channel strip. More recently, MindPrint introduced the TRIO, which stands for Total Recording solutiOn. Resembling a tabletop navigation console on the Federation Starship Enterprise, the TRIO serves as an input and monitoring station for studios that don't have a mixing console, offering all the analog and digital I/O that the budget-minded recordist might need.

The TRIO functions as a channel strip and as an instrument preamp, and it has talkback

to multiple destinations, which might include a pair of powered monitors, a subwoofer, a cassette recorder, and a home-stereo receiver.

#### TRIO I/O

Despite its novel appearance, the TRIO's layout is straightforward and logical. The front panel's left side houses all the controls relating to the input and signal-processing functions, and the middle and right side allow access to monitoring functions (see Fig. 1). The rear panel supplies jacks for all the I/O connections, which follow the layout of the front-panel controls: the input jacks line up with the input controls, and the output jacks line up with the monitor controls. Between the rear panel and TRIO's underside are two sets of DIP switches and three recessed screws to make additional adjustments to the S/PDIF, speaker, analog I/O, and record-monitor sections.

### The TRIO has a far more robust metering system than many other units.

communication, headphone monitoring, computer DAW connectivity, and more. Four pairs of outputs allow it to simultaneously route stereo signals

The TRIO has a generous complement of input and output connectivity (see Fig. 2). In addition to a Class-A XLR mic input, it has a 1 M $\Omega$ , ¼-inch instrument



# DESKTOP AUDIO

- Stand-Alone Software
- Audio Interfaces
- Plug-ins
- Virtual Instruments
- Computers
- Computer Peripherals
- USB/MIDI Controllers
- Sampling Libraries

## PRO RECORDING

- Microphones
- Preamps
- Mixers
- Processors
- Studio Monitors
- Digital Recorders
- Duplicators
- AD/DA Converters

**800-947-5509**

**212-444-6679**

420 Ninth Avenue  
New York, NY 10001  
visit B&H Online at  
[www.bhproaudio.com](http://www.bhproaudio.com)

*The Professional's Source*


**B&H**

**PHOTO - VIDEO - PRO AUDIO**



# GET YOUR COPY OF THE ULTIMATE GUIDE TO HOME STUDIO GEAR

The equipment resource for musicians building and supplying their personal studios.



## ON SALE NOW!

Find the *Personal Studio Buyer's Guide* on newsstands wherever *Electronic Musician* is sold, or call 800-245-2737.

www.emusician.com

TRIO

REVIEW



FIG. 2: The TRIO's rear panel has jacks for connecting two pairs of headphones, three pairs of speakers, a tape recorder, a computer audio interface, an outboard processor, a stereo keyboard, a guitar, and a microphone—all at the same time.

input designed by Hughes & Kettner that, according to MindPrint, avoids loading or degrading the signal from guitar and bass pickups. When I plugged in my Gretsch Duo Jet with Filtertron pickups, the signal was strong and noise free.

Because the instrument input has priority over the mic input, you can leave a mic plugged in, and the TRIO will automatically switch to the other input when you plug in a guitar. You can set the DIP switches on the unit's underside to either distribute the signal evenly to both channels or route the mic and instrument signals to the left recording and monitoring channel.

In addition to the mic and instrument inputs, the TRIO supplies a pair of unbalanced ¼-inch line-level inputs. The input section has unbalanced ¼-inch send and return jacks, which let you insert a signal that bypasses the TRIO's processing. Although it would have increased the cost, having balanced inputs would have been preferable, because many signal processors and line-level sound modules have balanced outputs. A stereo auxiliary input on unbalanced RCA jacks accommodates consumer-level devices such as CD players. I prefer ¼-inch jacks for the auxiliary inputs, so I wouldn't need TRS-to-RCA adapters to connect additional instruments, mics, and so on, but RCA jacks are more typical for devices such as CD players.

The TRIO can interface with your computer's DAW software using either optical S/PDIF I/O on Toslink

connectors or stereo analog I/O on unbalanced RCA jacks, both of which you can use simultaneously. DIP switches on the rear panel let you select the sampling rate (44.1-, 48-, 88.2-, or 96 kHz) and internal or external sync. I wish MindPrint had used coaxial S/PDIF connectors (which are more common on pro gear) or had offered ADAT Lightpipe connectivity.

The TRIO's output section has two ¼-inch stereo headphone jacks, three pairs of speaker outs, and a pair of Direct Out jacks. The Speaker A output is on a pair of unbalanced ¼-inch jacks, whereas Speaker B and Speaker C are on RCA jacks. The main volume knob affects all three outputs.

Speaker A's outputs are the only monitor outs connected to the Volume control. Speaker B's outputs are on RCA jacks, and you can adjust the level with a screw on the unit's underside. Speaker C and the Direct Out are also on RCA jacks and don't have any level control.

The TRIO's monitoring section is almost perfect for some recordists. For my studio, which has balanced connections throughout, I prefer balanced TRS outputs for at least the Speaker A outputs and for the Direct Out jacks as well.

### All Hands to the Bridge

The leftmost column of buttons and dials on the TRIO's front panel control the mic and the instrument input signals. When engaged, the 48V button supplies phantom power to the mic input. The Low Cut button inserts a highpass filter into



the signal path, centered at 80 Hz with a 12 dB-per-octave slope. A steeper slope would be more effective at removing rumble and hum.

The Gain knob controls how much preamplification is applied, adding as much as 60 dB of gain to the mic signal or 54 dB to an instrument-level signal. The pre-amp has low noise and a neutral sound, though it is noisier at the highest gain settings. I compare it favorably with the preamps on M-Audio's FW1814 and other interfaces, but it didn't have quite enough gain to power my Royer R-121 ribbon mic.

The TRIO furnishes two bands of equalization. On the mic/instrument inputs, the high-frequency shelving filter is centered at 7.5 kHz, and the low-frequency shelving filter is centered

at 100 Hz. Both have 12 dB of boost or cut and a vintage frequency-dip-before-boost design. The EQ section cannot be removed from the signal path; luckily, each knob features a detent at 0 dB.

The high-frequency EQ was surprisingly good at adding sheen to vocals, but it was less effective on acoustic or electric guitar. I used the low-frequency EQ to effectively cut boominess from vocals, electric, and acoustic guitars. I didn't like using it to add lows, however, because it was too pronounced, even at low boost settings.

After the EQ section, the TRIO features a soft-knee compressor with an automatic-gain makeup stage and program-dependent attack and release. The compressor's only user control is a single knob labeled Fat, which simultaneously



**CONNECTIONS** are **EVERYTHING**

- > Patented compression spring plugs\* for unrivaled connections
- > Premium oxygen-free copper conductors
- > Double-insulated/ double-shielded design
- > Guaranteed for life
- > Check out the full line at: [www.planetwaves.com](http://www.planetwaves.com)



**PLANET WAVES**

[www.planetwaves.com](http://www.planetwaves.com)

J. D'Addario & Company, Inc. | PO Box 290 | Farmingdale NY 11735 USA

Planet Waves is a trademark of J. D'Addario & Company, Inc. or its affiliates in the United States and/or other countries. All rights reserved. \*Patented by U.S. pat. 6,494,234; 6,523,887; 6,523,888; 6,543,094 and foreign countries.

## TRIO SPECIFICATIONS

**Analog Inputs**

- (1) balanced XLR mic with 48V phantom power,
- (1) 1/4" unbalanced high-impedance instrument,
- (2) 1/4" unbalanced line, (1) 1/4" unbalanced insert return, (2) RCA unbalanced auxiliary,
- (2) RCA unbalanced DAW

**Analog Outputs**

- (2) unbalanced 1/4" monitor, (4) unbalanced RCA monitor, (2) unbalanced RCA DAW,
- (2) unbalanced RCA direct; (1) 1/4" unbalanced insert send, (2) 1/4" stereo headphones

**Digital I/O** 24-bit optical S/PDIF

**Sampling Rates** 44.1-, 48-, 88.2-, 96 kHz

**Maximum Input Levels** 4 dBu (mic), 14 dBu (instrument), 21 dBu (line), 12 dB (aux)

**Mic Input Gain** -74 dBu to -14 dBu (with compressor), -74 dBu to -10 dBu (without compressor)

**Instrument Input Gain** -∞ to +19 dB

**Maximum Output Level** 2 dBu

**Dynamic Range** >105 dBa

**Dimensions** 10.24" (W) × 2.60" (H) × 7.68" (D)

**Weight** 3.42 lbs.

controls the amount of compression and the time-dependent parameters. You can't remove the compressor from the signal path, but turning the Fat knob fully to the left turns off the compression. The compressor was useful for taming vocal and guitar dynamics, but it was definitely not transparent. It sounded like a midrange boost when turned up higher than halfway. If you want an easy, one-knob approach, you can't go wrong with MindPrint's method, but I prefer the control that I get with outboard compressors.

The Rec Vol (record volume) knob controls the mic/instrument level sent to your computer's DAW,

independent of the signal sent to the monitors. That control is a welcome feature that is missing from many comparably priced units.

The second column of buttons on the TRIO's left side has two EQ controls and a Rec Vol knob for the stereo line inputs. The shelving filters for the line inputs function similarly to the mic/instrument EQ filters, with the high-frequency shelving filter centered at 9 kHz and the low-frequency filter centered at 120 kHz. I ran a soft synth from my RME Fireface's line output to the TRIO's line input. The high-frequency EQ sounded almost too high; it would have sounded better if it had the same frequency as the mic/instrument's high EQ. The low-frequency EQ did a good job of fattening up synth bass sounds without making them muddy, and it was also effective at removing boominess in the low end of a lead patch.

Next to the line-level controls is a Talkback button that cuts the monitor signal by 12 dB, as well as a small talkback microphone that is routed to the headphone outputs. The usefulness of the talkback section depends on how you work. If you have a large room or recording booth, it is a welcome addition that's well implemented. If you're recording a singer or an acoustic musician who's wearing headphones, it's a great convenience even if you have only one room. If you record only yourself or someone in the same room that is not wearing headphones, however, you won't need talkback.

**CAREERS IN:**

- GUITAR
- BASS
- KEYBOARD
- PERCUSSION
- VOCAL
- GUITAR MAKING
- AUDIO ENGINEERING
- MUSIC BUSINESS
- MUSIC VIDEO AND COMMERCIAL PRODUCTION

**WEBSITE:** WWW.MI.EDU  
**E-MAIL:** admissions@mi.edu  
**TEL:** 323.462.1384  
**ADDRESS:**  
 1655 McCadden Place  
 Hollywood, CA 90028

**MUSICIANS INSTITUTE**  
 THE WORLD'S MOST INNOVATIVE CONTEMPORARY MUSIC SCHOOL  
 Hands On! Experience - Saturday, October 29<sup>th</sup> 10:45AM  
 For Reservation Call 1-800-255-7529 ext. 151

#### PRODUCT SUMMARY

#### MINDPRINT TRIO

multifunction audio I/O  
 \$549

**OVERALL RATING** (1 THROUGH 5): 3.5

**PROS:** Lots of inputs and outputs. Excellent metering. Zero-latency hardware monitoring. Well-written manual. Good value.

**CONS:** No balanced line inputs or outputs. Too little control over the compressor. No separate headphone mix.

#### MANUFACTURER

MindPrint  
 www.mindprint.com



## Over and Output

At the front panel's bottom center is the Zero Latency Monitor section, which has three knobs for controlling mic/instrument, line, and auxiliary levels sent to the monitors. On the right, separate buttons engage the three speaker banks, collapse the signal to mono, attenuate the master volume by 20 dB, and switch between the monitor and computer return signals.

A large Volume knob adjusts the master level, and the TB Vol and Phones A and B knobs adjust the talkback and headphone levels, respectively. You cannot send separate mixes to the headphone outputs. Considering that most audio interfaces give you zero-latency hardware monitoring, the ability to send a separate headphone mix would have helped the TRIO stand out from the crowd.

The TRIO's stereo 10-segment LED meters have a button to switch between metering the input or the output. In Input mode, the left channel shows the mic/instrument level, and the right channel shows the summed level of both line inputs. Although it might not seem ideal, the TRIO has a far more robust metering system than many other units in this price range. Anyone using an audio interface without meters will appreciate the TRIO's excellent metering.

## The Final Frontier

The TRIO is part channel strip, part DI box, part monitor and output router, part talkback unit, part headphone amp, and part A/D/A converter. Its affordable price, flexibility, solid construction, and excellent manual make it compelling. It isn't designed for everyone, and it isn't necessarily the best device for any single task, but it does furnish a broad range of functions for anyone who needs them. Unless your computer already has built-in S/PDIF I/O, it does not eliminate the need for a dedicated audio interface, and many interfaces provide at least some of the TRIO's capabilities.

By adding so many features to the TRIO, MindPrint had to make compromises in order to keep the price attractive to nonprofessional recordists. Unbalanced analog I/O (other than the XLR input) might keep the TRIO out of some better-equipped project studios. Nonetheless, for personal-studio recordists who want all its functionality, the TRIO is in a league of its own.

---

*Orren Merton recently coauthored Logic 7 Ignite! (Muska & Lipman, 2005), and has authored Logic Pro 7 Power! and GarageBand Ignite! (Muska & Lipman, 2004).*

# THE FIRST PRE-AMP WITH PLUG-INS!!!

Hand-Assembled In USA Modular Pre  
Introducing the

## AP-1



IT'S MORE THAN A PRE-AMP  
- IT'S A TIME-MACHINE!!!

### AP-1

#### EXCLUSIVE FEATURE-SETS:

- Hand Crafted in USA. by Top U.S. Engineers
- Toroidal Power Supply – No Wall Wart Here!
- Open-Ended Architecture to Vary Tone and Texture
- Dual-Topology with ADK "Pop and Swap"™ Technology
- Interchangeability – Both at the Op-Amp and the Transformer
- Robust Design and Tonality are the Paramount Design Criteria
- Upgradeable both in the future, and – remarkably – from the past!

**ADK** MICROPHONES

ADK MICROPHONES, U.S.A.  
800 NE TENNEY ROAD SUITE 110-215  
VANCOUVER WA 98685-2832 U.S.A.  
TELEPHONE: 1-360-566-9400  
FACSIMILE: 1-360-566-1282  
WWW.ADKMIC.COM



FIG. 1: GarageBand Jam Pack 4 is the most recent entry in Apple's series of loops and instrument samples for Mac-wielding musicians.

## APPLE COMPUTER GarageBand Jam Packs 2, 3, 4 (Mac)


Pack your digital garage with loads of loops and sampled instruments.

By Geary Yelton

With the release of GarageBand 2, Apple Computer's consumer-level audio sequencer continues to expand and gain more converts. As its user base grows, so does the demand for the loops and software instruments that make GarageBand a stimulating environment for creating music. The release of Logic Pro and Express 7, which support Apple Loops and GarageBand instruments and have the ability to import GarageBand files, has heightened that demand even more.

GarageBand's introduction in January 2004 coincided with the release of the original *GarageBand Jam Pack* (Mac, \$99), a single-DVD collection of add-on loops, instruments, and effects presets (see the July 2004 issue of EM online at [www.emusician.com](http://www.emusician.com)). Since then, Apple has launched three additional titles in the *Jam Pack* series. Each has its own stylistic niche that targets a different group of musicians. The second volume concentrates on electronica and dance music, the third on traditional and pop genres, and the fourth on orchestral instruments. Each supplies more than 2,000 Apple Loops and numerous multisampled instruments.

I installed *Jam Pack 2* and *Jam Pack 3* when they were released in October 2004, and *Jam Pack 4* in January 2005. Instead of providing sample files that you simply copy to any hard disk, each *Jam Pack* disc has an installer program that places data in various folders on your main hard drive. Discovering what went where proved to be a challenge, but most files go into folders within your



startup drive's Library folder—either into Application Support's GarageBand folder or into Audio's Apple Loops folder. Along with the content, each *Jam Pack* comes with several demo files that show off the kind of music that you can create using the resources it has. Some demos are resource intensive and require a Mac G5 to play.

### Music for Remixers

*GarageBand Jam Pack 2: Remix Tools* (Mac, \$99) is packaged on a single DVD. It supplies content for an assortment of electronica and dance genres that span 2-step, breakbeat, down-tempo, drum 'n' bass, electro, Euro, Goa trance, hip-hop, house, new jazz, R&B, and trip-hop. If you're unfamiliar with some of the musical descendents of funk and techno, working with *Jam Pack 2* can teach you to recognize what makes any of these styles distinct from the others. Most are beat heavy by nature, and each has its own evolutionary lineage that can be traced to the Detroit club scene, German discos, or London's all-night raves.

Although most of *Jam Pack 2*'s Apple Loops are categorized by style, these grooves invite you to mix and match styles to create your own hybrids (see [Web Clip 1](#)). Many of the most exciting loops are the beats; if the drum and percussion grooves here don't make you want to get up and move to the rhythm, you might want to check for a pulse. *Jam Pack 2*'s software instruments also focus on the funk, containing drum kits, percussion, and synth timbres.

As a synthesist and an EM editor, I've had ample opportunity to hear dozens of sample discs in most of



the genres represented on this disc. *Jam Pack 2* is certainly one of the finest collections of funky beats and danceable grooves I've heard, and for less than a hundred bucks, nothing else comes close.

## Fascinating Rhythm

Most musicians will find *GarageBand Jam Pack 3: Rhythm Section* (Mac, \$99) to be the most useful of the three. These two DVD-ROMs offer the greatest breadth in terms of style, encompassing rock, blues, folk, Latin, jazz, country, and other mainstream genres.

About half the Apple Loops are drum patterns, with the other half divided between rhythm-guitar patterns and chord progressions, bass grooves, and even some mallet percussion. If you don't already own a library of prerecorded drum loops, *Jam Pack 3* is an excellent place to start. Most of them offer enough variations and fills to bring your backing tracks to life. The rhythm guitars alone make this collection a worthwhile investment, though you must be careful not to transpose pitch or tempo too far from the original (see [Web Clip 2](#)). Acoustic and electric strumming patterns are presented in many styles, and thanks to the ability to change the key and meter of Apple Loops, most of them transpose well as long as you avoid extremes. Like the loops, *Jam Pack 3's* software instruments concentrate on drums, bass, and guitar, a classification that also includes banjo and Dobro.

*Jam Pack 3* is an essential collection of sounds that almost any user of Apple Loops and GarageBand instruments—especially songwriters—should definitely have. More than any sample collection I've heard (except for *Jam Pack 1*), it adds a wide-ranging and colorful palette of useful sounds to the content that comes standard with iLife '05.

## Hooked on Classics

Given the enormous selection of orchestral sample libraries available, any competing collection faces a challenge. Nonetheless, *GarageBand Jam Pack 4: Symphony Orchestra* (Mac, \$99) stands out from the crowd (see [Fig. 1](#)). Its Apple Loops supply enough recorded phrases to compose some respectable mood music. Most of the loops are best suited for quickly producing soundtracks (see [Web Clip 3](#)). In fact, many of its demo files pay unspoken tribute to the works of contemporary film and television composers, from Danny Elfman ("Escape") to Snuffy Walden ("Capitol"). Many MIDI piano patterns are available—enough to arrange your own piano concerto—and more than two dozen are in waltz time. I especially appreciated the whole-tone piano parts.

Like most symphonic soundware compilations, *Jam Pack 4* has a nice variety of instrumental samples, but their high quality belies its bargain price. Almost any orchestral instrument you might need is on hand, including legato and staccato woodwinds (individually and in sections), orchestral harp, glockenspiel, gong, and


tremolo timpani crescendos. String-section articulations include legato, staccato, pizzicato, tremolo, and trills. The pipe organ samples are especially impressive and well worth the entire price if you need pipe organ samples.

*Jam Pack 4's* orchestral instrument samples are a major improvement over those that come with most sample-playback plug-ins. These two discs will never compete, however, with big-budget soundware from developers such as Sonic Implants, Garritan, or Quantum Leap. But for users on a budget or for those who are looking for ready-made orchestral and cinematic loops, this collection has plenty to offer.

## Something for Everyone

I rate all of Apple's *Jam Packs* extremely highly for value and very highly for quality. The diversity of loops and multisampled instruments is comprehensive. The only common instrument in short supply is the human voice; only a handful of loops tread that territory, and most of those are heavily processed effects. Considering the fact that transposition artifacts are most evident in vocals, perhaps vocals are unsuitable for Apple's pitch-stretching algorithms.

In lots of ways, *Jam Packs'* loops provide the ultimate in needle-drop. (*Needle-drop* is a term referring to libraries of canned music, so named because in the age of vinyl, you could buy music-library LPs and license the music as needed.) Many of the problems associated with traditional needle-drop—finding music suitable for a particular project's pacing and density requirements—are easily solved by using Apple Loops. My only wish is for more endings, because I found myself doing fades at the end of most loop-based compositions.

Like the original *Jam Pack* collection, all three volumes give you more than what you pay for, and each sounds exceptionally good. If you create music in any of the genres targeted by these soundware libraries, you will not be disappointed by the  *GarageBand Jam Pack* series.

*EM* associate editor Geary Yelton bought his first Mac in early 1984. He authored the book *Music* and the Macintosh (*MIDI America*, 1989) five years later and has reviewed Mac software for *EM* since 1986.

### PRODUCT SUMMARY

APPLE COMPUTER GarageBand  
COMPUTER Jam Packs 2, 3, 4

sound libraries  
\$99 each

OVERALL RATING (1 THROUGH 5): 4.5

PROS: Excellent sound quality. Masterful multisampling. Impressive variety. Outstanding bargain.

CONS: Some samples lose their integrity when transposed too far beyond their original pitch or tempo. Too few endings among the Apple Loops.

### MANUFACTURER

Apple Computer  
[www.apple.com](http://www.apple.com)

# QUICK PICKS

AKG

## C 542 BL

By Larry the O

The C 542 BL (\$320) is one of a handful of boundary-layer microphones made by AKG. Boundary-layer microphones are unique in their fundamental attributes: the evenness and low-end extension of the mic's frequency response depend on the size of the boundary on which the mic resides; the pickup pattern is normally hemispherical; and there is less differentiation between the direct and the reverberant sound (especially in frequency response) than with other kinds of mics. At the same time, room sound contributes largely to the audio that a boundary-layer mic captures.

PZM (a trademark of Crown) mics are similar but not identical to boundary-layer mics. (PZM stands for pressure-zone microphone.) In a PZM mic, the transducer faces downward toward the boundary's surface; in a boundary-layer mic, the transducer faces forward (or upward) toward the sound source. According to AKG, the C 542 BL's upward-facing mic

The AKG C 542 BL is a hemispherical-pickup, boundary-layer mic in a 3.2-inch diameter disk with a 12 dB/octave, 150 Hz highpass filter in the attached phantom-power adapter.



element has several advantages over the downward-facing elements in some other pressure-recording microphones, including more-accurate and detailed sound and more consistent performance.

Those characteristics make boundary-layer mics popular for amplifying voices in theatrical productions, in conference settings, and in churches. Boundary-layer mics also have become popular in music recording applications

such as miking pianos and large ensembles. I use a pair of boundary-layer mics for recording interviews, because the technique allows the subject to move around the space without sacrificing intelligibility on the recording.

The C 542 BL is a classic boundary-layer hemispherical-pickup mic in a 3.2-inch diameter disk. Although some boundary-layer mics are designed for specific applications, the C 542 BL is intended to cover the full range of boundary-layer use. The disk is only 0.2 inches thick, making the C 542 BL a small, low-profile package. The attached phantom-power adapter in the mic's XLR connector has a 12 dB/octave, 150 Hz highpass filter.

### On the Surface

There are two methods of deploying boundary-layer mics: either attach them to a wall, a ceiling, or a floor or attach them to a sheet of Plexiglas or other portable flat surface. I performed my evaluations using the first method. Adhesive is included with the C 542 BL for attaching it to surfaces, but the disk has three holes drilled through it to allow permanent mounting to Plexiglas, walls, ceilings, or floors. If you aren't going to mount the mic permanently, the adhesive will come in handy, because boundary-layer mics don't lend themselves to or function optimally with direct-stand mounting. The C 542 BL has rubber feet for easier floor deployment and to isolate the mic from vibration.

I tried the C 542 BL on a number of instruments (vibraphone, drum overheads, acoustic guitar, djembe, and shakers) and a few voices (spoken and sung) in my personal studio. Unfortunately, I was unable to try a pair of the mics on piano. For sport, I compared the C 542 BL with one of the notorious Radio Shack boundary-layer mics, and the difference was clear: the C 542 BL captured a much more balanced spectrum of sound and exhibited greater extension and openness of high frequencies, especially above 8 kHz or so.

Placing a pair of C 542 BLs about 48 inches apart on the ceiling in a two-point stereo arrangement over the vibes rendered a nice, wide stereo image and

achieved an even balance through the instrument's range, leaving no hole in the middle. The attack of my harder-than-usual mallets was quite audible, though not as sharp and peaky as it would have been with close-miking. The low-frequency pickup was pleasing in its range but did not seem smooth. Overall, it was an excellent sound on a notoriously difficult instrument.

### Moving Targets

Solo-sung vocals were my least favorite application for the C 542 BL—it had a bit of a "bark" in the midrange. It showed little change in sound quality, however, when I played rock star and threw myself around the room while singing. (Under those conditions a cardioid condenser would have captured audio that was all over the sonic map.) I could definitely see recording a vocal group in a nice room with this mic.

Next, I recorded a spoken-word passage while walking all around the room as I read, occasionally turning my back on the mic. Other than when I turned my back, the sound varied only slightly. This is the classic boundary-layer experience.

The C 542 BL did a fine job on other instruments as well, though on acoustic guitar the mic did not have the detail of a good small-diaphragm condenser. The contribution of the room sound, however, gave the guitar an immediacy that did not feel unnaturally dry, as close-miking can.

The C 542 BL is a good choice for applications in which boundary-layer pickup is advantageous. It has a clean, well-balanced sound that is free of noise problems and is contained in a compact, low-profile package. Overall, the mic is an excellent and affordable performer.

### Overall Rating (1 through 5): 4

AKG Acoustics  
[www.akgusa.com](http://www.akgusa.com)

## LOOPMASTERS

### Raw Power (Mac/Win)

By Gene Porfido

*Raw Power* (\$69.95) is a collection of more than 1,500 samples and loops in




several rock styles, primarily for use in Propellerhead Reason. The CD comes with NN-XT and Redrum patches, REX2 samples, and WAV files. Produced by Jay Price and Jez Miller for Loopmasters, the sounds were recorded at various studios throughout London specifically for use in this library.

*Raw Power* is divided into five main folders, each based on a musical style. Each folder contains subfolders that include drums, guitars, basses, and synth samples. Within each instrument's subfolder are individual folders for WAV- and REX-format files. The samples were recorded at 44.1 kHz and 16-bits, and the loops are anywhere from one to four measures in length. A sixth folder, Toolbox, contains Reason NN-XT and Redrum patches with full drum kits, vocal effects, guitar noises, acoustic guitar sounds, and synth hits. A PDF file with CD registration and additional Loopmasters product information is provided, as well as a demo WAV file using samples from the *Raw Power* collection.

### The Power of Inspiration

The five main folders—Alternative-USA, Artskool, NewWave, NewYork-Underground, and England'sDreaming—hint at the styles and bands that inspired this library (such as the Stooges, Blondie, the Sex Pistols, and Radiohead). Each Guitar folder contains a mixture of electric-guitar power chords and riffs, and acoustic strums. The Bass folder has synth and electric-bass-guitar riffs played with a pick and fingers through a variety of amps and stompboxes. The Synth folder has loops ranging from classic 70s Clavinet funk to early techno sounds. The Drums folders are divided into two additional folders, one for loops of beats and one for fills. The drums are played on a mixture of live kits and electronic drum machines.

Each style of folder has its own tempo, with all of the samples conforming to the same bpm. The names of the individual samples hint at the feel, genre, or song after which they are modeled. For example, AlternativeUSA, recorded at 145 bpm, has a Who-like guitar



*Raw Power* is a collection of samples and loops inspired by the music of the Stooges, The Who, Blondie, the Sex Pistols, and Radiohead.

riff named "Can't Refrain." This folder also has wah-basses, Rhodes riffs, and a variety of tasteful drumbeats.

Artskool (135 bpm) contains much heavier guitar sounds that are reminiscent of Jimi Hendrix and Eddie Van Halen, as well as bass growls and slides,

Announcing Something COOL...



# JAZZ & BIG BAND



A Complete Jazz & Big Band Sample Library

Trumpets, Trombones, Saxophones, Rhythm Section and more

Includes Extended Ranges, Variety of Mutes and a Comprehensive Collection of Saxophones

Create Realistic-Sounding Jazz & Big Band Arrangements Quickly and Easily

Great Sounding Instruments, Advanced Programming for Expressive Control

Control Dynamics, Tongue/Slur Articulations, Intonation, Vibrato & More.

An entire Big Band can be loaded on a single computer or laptop

Mac or PC, Standalone, VST, DX, AU & RTAS Plugin

For Instrument List, Demos & Information: [www.garritan.com](http://www.garritan.com)



## GARRITAN LIBRARIES

T: (360) 376-5766 E: [gary@garritan.com](mailto:gary@garritan.com) W: [www.garritan.com](http://www.garritan.com)





fat Oberheim synth lines, and various hard-rock drumbeats with flanging and other effects. *NewWave* (120 bpm) contains cleaner guitars with jazzlike '80s tones, tremolo riffs, and fuzzbox leads. The folder's synth sounds contain classic new wave lead lines, and the bass and drum loops are as raw and innocent as the music itself was when it first appeared.

England's *Dreaming* (140 bpm) offers guitar loops reminiscent of early Rolling Stones, Beatles, and other British

bands from the '60s. Add a few classic stereo B-3 licks in the Synth folder and some stock drumbeats and fills, and it's the British Invasion all over again.

*NewYorkUnderground* (130 bpm) is full of classic New York-style rock and alternative licks and beats. The crunchy guitars, echo-laden Rhodes, filtered Wurliizers, and solid drum loops remind the listener of the breakthrough acts that New York City spawned after the punk revolution landed from England.

**Rock On**

*Raw Power* is an interesting collection of samples that stays true to its inspiration. Although my first impression was that the sounds lacked polish and refinement, as I began to explore the CD further I remembered that polish was not what these musical styles of sound and attitude are about. *Raw Power* does an admirable job of re-creating both.

There are plenty of clean and open chords, licks, and riffs as well as dirty power chords in the Guitar folders to piece together any kind of rocking tune. The guitar samples are well recorded, with good tone, feel, and the power to sound loud (according to the liner notes, they were recorded loud). The acoustic-guitar samples are especially well recorded.

The basses have a wide array of licks and tones, most of which are appropriately basic and straightforward. Along with the drumbeats and fills, they can drive the pounding rhythms for which these styles of music are known. Add in the classic keyboard sounds and memorable synth lines, and this collection captures the sound and feel of a musical generation that believed in baring its soul through music.

**Overall Rating (1 through 5): 4**

Loopmasters  
www.loopmasters.com

**MIM MUSIC INDUSTRY MANUAL 2005-2006**

Now available in the U.S. from *Mix*, *Electronic Musician* and *Remix*


emusician.com/embookshelf | remixmag.com/remixbookshelf | mixonline.com/mixbookshelf

**DJ? PROMOTER? PRODUCER?**

...accept no other resource, the new International Edition MIM 2005/6 is the reference book for the global music production and dance scenes, and is now available in the United States.

This International Edition contains the original U.K. content and is loaded with U.S. and Worldwide listings. Now distributed in the United States by *Mix*, *Electronic Musician* and *Remix*.

This easy-to-use guide features 90 indexed sections packed full of thousands of contacts — everybody who's anybody in the professional music industry is (or should be!) listed here.



Nearly 900 pages of Record Stores  
Equipment Dealers  
Recording Facilities  
Music Production Promoters  
Club Venues  
Brand Sponsors  
Agencies  
Record Labels  
Event Services  
Conferences  
Sound and Lighting  
and many more must-have references for the world's dance music and production scene.

**ORDER NOW**  
**\$39.95**

Special pricing for readers of *Mix*, *Electronic Musician* and *Remix* just \$39.95 (plus S&H). Order yours online at [mixonline.com/mixbookshelf](http://mixonline.com/mixbookshelf), [emusician.com/embookshelf](http://emusician.com/embookshelf) or [remixmag.com/remixbookshelf](http://remixmag.com/remixbookshelf) or call 800-262-1954!

Item # MIM05-06

**BLUE MICROPHONES**

**Kickball**

By Rusty Cutchin

Blue Microphones recently introduced another member of the company's innovative and colorful Ball family, which includes the original dynamic Ball (blue) and the condenser 8-Ball (black). Painted red and designed to excel in low-frequency applications, the Kickball (\$149) shares with its predecessors a unique spherical shape. Like the original Ball, the Kickball is a dynamic microphone; the Kickball, however, requires 48V phantom power. As such, Blue claims, the Kickball gives you a consistent frequency response and acoustic balance while safely handling



the high sound-pressure levels associated with kick drums, toms, bass cabinets, and the like.

### Game Ball

The Kickball is about the size of a grapefruit. The striking Blue logo is molded into the mic's hard plastic shell, where it is broken by black mesh covering the capsule on the address side of the sphere. The phantom-power indicator above the grille is a welcome feature. The small pyramid-shaped indicator glows brightly—a helpful aide, because the Kickball will pass signal without phantom power engaged.

On the other side of the globe, a series of slotted openings arc over the mic's male XLR jack and bass-frequency slider switch. At the bottom of the ball is a mic-stand receptacle that allows the Kickball to swivel forward or backward to angle the address side down or up. (For more flexibility, Blue makes the Ringer, a substantial shockmount and adapter that works with all of Blue's spherical mics or with any mic that has a standard thread mount and fits within the ring.)

The bass frequency slider switch has three settings: "0," "+," or "-". At the "0" setting, the mic exhibits an elevated bass response of about 6 dB at 80 Hz. The "+" setting further elevates the curve to about 10 dB in the same range. The "-" setting creates a steep rolloff at about 110 Hz that reaches -20 dB at 40 Hz. Frequency response is listed as 35 Hz to 16 kHz.

### Playing Field

After years of examining Blue's eye-catching designs, I still find myself marveling at the company's approach. Upon opening the first Kickball's box (I examined two Kickballs for this review), I enjoyed the little art deco touches: the typeface of the Blue logo, the gold trim, and the slotted ports that make the mic look like a miniature radio built in the 1940s.


The Kickball case is rugged, and the mic sits still on a desktop if placed directly on the mic-stand receptacle. It is, however, a ball, and when I picked up an adjacent item, the Kickball tipped slightly and then rolled off the desktop onto the carpeted floor. The ball survived the fall with nary an effect on the mic's

sound. Blue points out in its amusing manual that the Kickball "doesn't bounce well," and so harried engineers should remember that a spherical mic should be palm-gripped instead of handheld.

In the areas that really counted, the Kickball sounded fine. I was able to listen to the mic in my small (and dead) "live" room through the XDR preamps on a Mackie Onyx 1620. After checking both mics for sonic consistency and finding no apparent differences, I listened to the mics capturing a standard

15-inch Yamaha kick drum, the same kit's chrome snare, and a vintage Fender Bassman cabinet. I was also able to listen to recordings made by the Kickball side by side with recordings of the same instruments made by two other dynamic mics: a similarly priced Shure SM57 and an AKG D 112 "egg," which lists for twice the Kickball's price.

The Kickball quickly stood apart from those well-traveled transducers. Recording primarily jazzy R&B and country when using a live kit in recent



*Frank G.*

analog preamp  
digitally controlled

carvin.com/TN100  
frankgambale.com

**TN100 Tone Navigator Features include:**

- Analog Distortion and Crunch
- Bass, Mid, Treble, and Presence controls
- Two Mid-sweeps as found on high-end studio consoles
- One button access for each control, MIDI interface
- Dual 24-Bit Effects (Chorus, Reverb, Echo, Flange)
- 2nd effects loop with stereo return
- Cabinet voiced 1/4" & XLR outputs

**CARVIN.com**  
800.854.2235  
Proudly Made in San Diego, CA  
Get your FREE Carvin Pro sound, Amp & Instrument catalog

# Skeptical about MIDI guitar?

# GHOST<sup>®</sup>

MODULAR PICKUP SYSTEM

You'll believe in GHOST.



The GHOST<sup>®</sup> Modular Pickup System from Graph Tech Guitar Labs sets the industry standard in ease of installation, expandability and tracking performance. MIDI guitar that really works.

For FREE INFORMATION on the GHOST Pickup System including audio samples and video files, visit [www.graphtech.com/downloadsgst.php](http://www.graphtech.com/downloadsgst.php)

**Graph Tech**  
GUITAR LABS  
THE GUITAR INDUSTRY'S  
NUT & SADDLE EXPERTS

Graph Tech Guitar Labs  
Phone: (604) 940-5353  
eMail: [sales@graphtech.com](mailto:sales@graphtech.com)  
[www.ghostinside.com](http://www.ghostinside.com)

## QUICK PICKS

years, I've grown accustomed to the D 112's 4 kHz bump, which gives a nice "point" that I've preferred for balancing low kick frequencies with other LF content from funk or synth bass. Expecting a relative excess of boom from Blue's mic, I was glad to find that the Kickball, nestled comfortably in the middle of the kick-drum pillow, provided heft at the "-" and the "0" filter settings, rather than a muddy spread of low-frequency energy. The "+" setting was too much for this kick, but the tracks recorded with the Kickball's other settings were the preferred ones for the funk-rock project.

On snare drum, I got another pleasant surprise when the Kickball's "0" setting fattened up the strident bite that the session drummer had trouble taming. Using the handy Ringer, I was able to position the Kickball over the snare and avoid what I thought would be an

Blue's spherically shaped Kickball dynamic mic features a phantom-powered low-end boost.



increase in bleed from the hi-hat. (Those slots in the back of the Kickball didn't seem to diminish the mic's cardioid performance.) I couldn't hear any loss of detail in stick attack or buzz from the snares.

On the bass cabinet, which I recorded with the intention of blending its miked sound with a direct feed, I gave the nod to the Shure for the purposes of the demo project. As the bassist was going for a deeper hip-hop-style bass sound, however, I didn't need the Kickball's LF boost on settings "0" and "+". The "-" setting came across as slightly muddy compared with the SM57.

### Field Goal

The Kickball was a solid performer on specific, traditional dynamic-mic applications in need of bass enhancement.

The boost provided by Blue's design enhanced the sound sources that I selected for it. The spherical mic and its large shockmount are too bulky for tight spaces, but they are generally worth making room for. Although it's natural to wonder if function is following form on a mic like this, the Kickball is solid enough to be a good recording role player on the right studio team. And at a street price of around \$119, it could be a kick out of the park.

**Overall Rating (1 through 5): 3.5**

Blue Microphones  
[www.bluemic.com](http://www.bluemic.com)

## ULTRASONE

### Proline 750

By Michael Cooper

Most headphones give you an unnatural listening experience by bypassing the pinna—the external portion of the ear largely responsible for sound localization—and piping program material directly into the ear canal. In a natural listening situation, sound is diffracted when it strikes the pinna. The brain analyzes the resulting phase discrepancies, time delays, and tonal colorations (caused by comb filtering), and it forms conclusions as to the localization of discrete sounds.

The Ultrasone Proline 750 circumaural, dynamic headphones (\$399) were designed to produce a more natural listening experience by offsetting its left- and right-channel, 40 mm titanium drivers from the listener's ear canals so that program material is diffracted by the pinnae before entering the ear canals. The company calls its proprietary approach, which employs no signal processing, S-Logic Natural Surround Sound.

S-Logic purportedly helps protect the listener's hearing by producing the same perceived volume as traditional headphone designs, but with sound-pressure levels reduced by up to 4 dB. Another health-related design aspect is the incorporation of Mu-metal shields, which Ultrasone claims reduce the head's exposure to potentially harmful

# EXPLORE

## emusician.com

Electronic Musician



Exciting new interface

Content category searches

Useful downloads and links

Product news and articles

bookmark [www.emusician.com](http://www.emusician.com) today

[WWW.EMUSICIAN.COM](http://WWW.EMUSICIAN.COM)



low-frequency magnetic radiation by up to 98 percent.

### Head Games

The Proline 750 comes with useful features and ships with several accessories. The left and right ear capsules fold up toward the headband so that they fit neatly inside a supplied nylon storage bag. You close the bag by pulling on a drawstring. No toggle or other locking mechanism is offered. Ultrasone gives you two detachable cables—one straight and about 9.4 feet long, and the other partly coiled and roughly six feet long when not stretched. You choose the cable you prefer, and then push and screw its stereo 3.5 mm plug into the base of the 750's left ear capsule. The other end of each cable is fitted with a ¼-inch stereo phone plug. A ¼-inch female-to-3.5 mm male stereo adaptor is also included. All connectors are gold plated. The 750 also ships with a spare pair of ear pads, a demo CD, and an instruction manual.

The Proline 750 weighs a little more than 10 ounces without a cable attached—about the same as the average pro headphone set. The unit's impedance is 40 Ω, and its frequency response range is listed at 8 to 35,000 Hz (with no tolerances given).

### Testing 1, 2, 3

I first used the 750 while recording my own lead vocals. The headphones felt somewhat rigid on my head, no matter how I adjusted the headband. The 750's partly coiled cable was too short for use without an extension cord, but the straight cable gave me plenty of length for my setup.

The 750 provided excellent isolation and respectable sensitivity—about the same as that of my AKG K271 Studio headphones. But my vocal sounded atypically lean in the upper-bass and low-midrange bands and overly bright in the upper-mid to high frequency range. The vocal also sounded more ambient and less focused than it did on the K271s.

Next, I listened to several familiar pop, rock, and country recordings, including my own recently completed mixes. The 750's transient response and reproduction of high-frequency details were both



The Proline 750's left and right ear capsules fold up toward the headband for compact storage.

excellent. I was amazed at how much the bass range lows were extended by—the 750 gives subwoofers a run for their money, accurately reproducing the lowest Chapman Stick notes on Paula Cole's "Tiger." But the 750 sounded lean in the upper-bass and low-midrange bands and hyped in the low highs on all the material that I listened to. I could hear loads of detail in the upper-midrange band, but only because the low mids were unsuitably lean and had negligible frequency masking. The overall sound was thin, harsh, and cutting, especially on vocal-heavy material and mixes that had a moderate bottom end. Vocals, electric guitars, and violins routinely sounded harsh, and snare drums sounded papery thin.

While the 750 produced a subtly increased sense of ambience, I wouldn't characterize the effect as a surround or a natural experience, as the name S-Logic Natural Surround Sound implies. The sound was more diffuse, but localization wasn't especially enhanced. For panning elements in a mix, the headphones did not give a reference that was better than that provided by conventional headphones. (I've heard spatialization software in headphones that has conveyed the illusion of a natural acoustic environment that sounds better than the Proline 750s do.) You'll have to hear the S-Logic effect for yourself to decide whether it's an improvement over what traditional headphone designs offer. To me, the 750's subpar spectral balance made the effect moot. **EM**

### Overall Rating (1 through 5): 2

Ultrasone

[www.ultrasoneusa.com](http://www.ultrasoneusa.com)

**'This mic could be  
the only one you need'**

**Troy Van Leeuwen  
Queens Of The Stone Age**



**Gemini**

**Troy Van Leeuwen**

**'In this day and age of digital recording, anything that can add character to the signal path is worth more than the staples of what everyone uses. With a microphone like the sE Gemini you can really push the limits.'**

**With multiple applications like mono drums, beautifully warm but clear vocals, bass, acoustic guitar and piano, this mic could be the only one you need in a recording situation.'**

**Queens Of The Stone Age**

**[www.seelectronics.com](http://www.seelectronics.com)**

**TRIAL\* • FREE 7 DAY TRIAL\* • FREE 7 DAY  
\*Call for details. Conditions Apply.**

**Exclusive Worldwide Representative**

**SONIC  
DISTRIBUTION**

**617-623-5581  
[www.sonic-distribution.com](http://www.sonic-distribution.com)  
[usa@sonic-distribution.com](mailto:usa@sonic-distribution.com)**



Save \$30

DIRECT discount from Publisher!

24th Anniversary!

Get 2 FREE CDs—see coupon!

# They LAUGHED when I said they could have Perfect Pitch

... until I showed them the simple secret —and they heard it for themselves!



David Lucas Burge

## Learn to recognize EXACT tones and chords—BY EAR!

- A new discovery into your own personal talent
- Know any tone or chord—by EAR ALONE
- Sing correct tones *without* a starting pitch
- Play by ear *instead* of search by hand
- Perform with confidence
- Compose music in your head
- Sight-read with precision
- Enjoy richer, finer music appreciation
- Find your hidden talents...

The true story behind the worldwide #1 best-selling ear training method

by David Lucas Burge

*It all started as a sort of teenage rivalry...*

I'd slave at the piano for five hours daily. Linda would practice far less. Yet somehow she always shined as the star performer of our school. It was frustrating.

*What does she have that I don't? I'd wonder.*

Linda's best friend, Sheryl, bragged on and on to me, adding more fuel to my fire.

"You could never be as good as Linda," she would taunt. "Linda's got Perfect Pitch."

"What's Perfect Pitch?" I asked.

Sheryl gloated about Linda's uncanny abilities: how she could name exact tones and chords—all BY EAR; how she could sing any tone—from memory alone; how she could play songs—after just hearing them; the list went on and on...

My heart sank when the realization came to me. Her EAR is the key to her success. How could I ever hope to compete with her?

But it bothered me. Did she really have Perfect Pitch? How could she know tones and chords just by hearing them? It seemed impossible.

Finally I couldn't stand it anymore. So one day, I marched right up to Linda and asked her point-blank if she had Perfect Pitch.

"Yes," she nodded aloofly.

But Perfect Pitch was too good to believe. I rudely pressed, "Can I test you sometime?"

"OK," she replied.

### Now she would eat her words...

*My plot was ingeniously simple...*

When Linda least suspected. I walked right up and

challenged her to name tones for me—by ear.

I made her stand so she could not see the piano keyboard. I made sure other classmates could not help her. I set up everything perfectly so I could expose her Perfect Pitch claims as a ridiculous joke.

With silent apprehension, I selected a tone to play. (She'll never guess F#, I thought.)

I had barely touched the key.

"F#," she said. I was astonished.

I played another tone.

"C," she announced, not stopping to think.

Frantically, I played more tones, skipping here and there all over the keyboard. But somehow she knew the pitch each time. She was AMAZING.

"Sing an E♭," I demanded, determined to mess her up. She sang a tone. I checked her on the keyboard—and she was right on!

Now I started to boil.

I called out more tones, trying hard to make them increasingly difficult. But she sang each note perfectly on pitch.

I was totally boggled. "How in the world do you do it?" I blurted.

"I don't know," she sighed. And that was all I could get out of her!

The dazzle of Perfect Pitch hit me like a ton of bricks. My head was dizzy with disbelief. Yet from then on, I knew that Perfect Pitch was real



"How in the world do you do it?" I blurted. I was totally boggled. (age 14, 9th grade)

### I couldn't figure it out...

"How does she DO it?" I kept asking myself. On the other hand, why can't everyone recognize and sing tones by ear?

Then it dawned on me. People call themselves musicians and yet they can't tell a C from a C?? Or A major from F major?! That's as strange as a portrait painter who can't name the colors of paint on his palette! It all seemed odd and contradictory.

Humiliated and puzzled, I went home to work on this problem. At age 14, this was a hard nut to crack.

You can be sure I tried it out for myself. With a little sweet-talking, I'd get my three brothers and two sisters to play piano tones for me—so I could try to name them by ear. But it always turned into a messy guessing game I just couldn't win.

Day after day I tried to learn those freaking tones. I would play a note over and over to make it stick in my head. But hours later I would remember it a half step flat. No matter how hard I tried, I couldn't recognize or remember any of the tones by ear. They all started to sound the same after awhile; how were you supposed to know which was which—just by listening?

I would have done anything to have an ear like Linda. But now I realized it was way beyond my reach. So after weeks of work, I finally gave up.

### Then it happened...

*It was like a miracle... a twist of fate... like finding the lost Holy Grail...*

Once I stopped straining my ear, I started to listen NATURALLY. Then the simple secret to Perfect Pitch jumped right into my lap.

Curiously, I began to notice faint "colors" within the tones. Not visual colors, but colors of pitch, colors of



▶ Save \$30 online at **PerfectPitch.com/EM125** or call now: **1-888-745-8880**

sound. They had always been there. But this was the first time I had ever really "let go"—and *listened*—to discover these subtle differences.

Soon—to my own disbelief—I too could name the tones by ear! It was simple. I could hear how F# sounds one way, while B♭ has a *totally different sound*—sort of like "hearing" red and blue!

The realization struck me: THIS IS PERFECT PITCH! This is how Bach, Beethoven, and Mozart

could mentally envision their masterpieces—and know tones, chords, and keys—all by ear!

It was almost childish—I felt sure that *anyone* could unlock their own Perfect Pitch with this simple secret of "Color Hearing."

Bursting with excitement, I told my best friend, Ann (a flutist).

She *laughed* at me. "You have to be *born* with Perfect Pitch," she asserted. "You can't *develop* it."

"You don't understand Perfect Pitch," I countered. I showed her how to listen. Timidly, she confessed that she too could hear the pitch colors. With this jump start, Ann soon realized she had also gained Perfect Pitch.

We became instant celebrities. Classmates loved to call out tones which we would then magically sing from thin air. They played chords for us to name by ear. They quizzed us on what key a song was in. Everyone was fascinated with our "supernatural" powers, yet to Ann and me, it was just normal.

Way back then, I never dreamt I would later cause such a stir in the academic world. But as I entered college and started to explain my discoveries, many professors *laughed* at me.

"You must be *born* with Perfect Pitch," they'd say. "You can't *develop* it!"

I would listen politely. Then I'd reveal the simple secret—so they could hear it for themselves. You'd be surprised how fast they changed their tune!

In college, my so-called "perfect ear" allowed me to skip over two required music courses. Perfect Pitch made everything easier for me—my ability to perform, compose, arrange, transpose, improvise, and even sight-read (because, without looking, you're sure you're playing the correct notes). And because my ears were open, music just seemed richer.

I learned that music is definitely a HEARING art. Oh, you must be wondering: *whatever happened with*

Linda? Excuse me, I'll have to backtrack . . .

It was now my senior year of high school. I was nearly 18. In these three-and-a-half years with Perfect Pitch, my piano teacher insisted I had made ten years of progress. And I had. But my youthful ambition still wasn't satisfied. I needed one more thing: to *beat Linda*. Now was my *final chance*.

The University of Delaware hosts a performing music festival each spring, complete with judges and awards. To my horror, they scheduled me that year as the *grand finale* of the event.

The fated day arrived. Linda gave her usual sterling performance. She would be tough to match, let alone surpass. But my turn finally came, and I went for it.

Slinking to the stage, I sat down and played my heart out with selections from Beethoven, Chopin, and Ravel. The applause was overwhelming.

Later on, I scoured the bulletin board, searching for our grades in the most advanced performance category. Linda received an A, which came as no surprise. I scored an A+.

*Sweet victory was music to my ears—mine at last!*

Join musicians around the world who have discovered this secret for success with the **Perfect Pitch® Ear Training SuperCourse:**

- "Wow! It really worked. I feel like a new musician. I am very proud I could achieve something of this caliber." *J.M.*
- "Thanks...I developed a full Perfect Pitch in just two weeks! I don't know how it worked. It just happened out of nowhere like a miracle." *B.B.*
- "It is wonderful. I can truly hear the differences in the color of the tones." *D.P.*
- "I heard the differences on the initial playing, which did in fact surprise me. It is a breakthrough!" *J.H.*
- "I'm able to play things I hear in my head a lot faster than ever before. Before the course, I could barely do it." *J.W.*
- "I hear a song on the radio and I know what they're doing. My improvisations have improved. I feel more in control." *I.B.*
- "In three short weeks I've noticed a vast difference in my listening skills." *T.E.*
- "I can now identify tones and keys just by hearing them. I can recall and sing individual tones at will. When I hear music now it has much more definition, form and substance. I don't just passively listen to music anymore, but actively listen to detail." *M.U.*
- "Although I was skeptical at first, I am now awed." *R.H.*
- "It's like hearing in a whole new dimension." *L.S.*
- "I wish I could have had this 30 years ago!" *R.B.*
- "Very necessary for someone who wants to become a pro." *L.K.*
- "This is absolutely what I had been searching for." *D.F.*
- "Mr. Burge—you've changed my life!" *T.B.*
- "Learn it or be left behind!" *P.S.* . . .

**Now it's YOUR turn!**

For 24 years now, musicians around the globe have proven the simple methods that David Lucas Burge stumbled upon as a teenager (*plus research at two leading universities—see PerfectPitch.com*).

Now you can hear it for yourself! It's easy and fun—and *guaranteed* to work for YOU—regardless of your instrument, your playing style, or your current ability.

Order your own **Perfect Pitch® Ear Training SuperCourse** and listen to the first CD. We promise you will *immediately* hear the Perfect Pitch colors that David-Lucas starts you on—or return the course for a full prompt refund (you've got our 24-year word on it).

You can even check out your progress at no risk. You must notice immediate and dramatic advancements in 1) your ear, 2) your playing and singing, and 3) your enjoyment of music, or return your course for a full prompt refund, *no questions asked*.

Imagine the talents that Perfect Pitch can open up in YOU to advance your playing, your singing, your own creativity and confidence. *Then again, how will you ever know until you listen for yourself?* There's no risk. Order your course now to **HEAR IT for YOURSELF!**



Celebrating 24 years of perfect listening skills!

**The Perfect Pitch® Ear Training SuperCourse** by David Lucas Burge



For ALL musicians of ALL instruments, beginning and advanced. No music reading skills required. You receive 8 audio CDs + easy Handbook + **TWO FREE bonus CDs**—with this \$30 discount offer (see coupon)!

**40-Day Money Back Guarantee:** You will experience Perfect Pitch for yourself—or you get a full refund!

**YES!** Prove to me that I have Perfect Pitch. Send me ALL 8 CDs + handbook. I'll listen to the first 5 CDs. I must notice *immediate and dramatic advancements* in 1) my ear, 2) my playing & singing, and 3) my enjoyment—or I'll return the course for a full prompt refund, *no questions asked*. If I decide to continue my ear training, I'll enjoy my remaining 3 CDs with advanced lessons. My FREE 74-minute CD on Relative Pitch is *mine to keep* (a \$15 gift)—even if I return my course for a refund. I'll ALSO get: Perfect Pitch for Children (a \$15 gift).  
Send me:  Audio CDs  Audio Cassettes

List price: \$160 + \$6 shipping.  
**Your DIRECT price:** only \$139 + \$6 for Priority RUSH shipping. **You save \$30!**

Check here if you are not yet ready to try the Course:  
 Send me the research from 2 universities—FREE!

NAME \_\_\_\_\_  
ADDRESS \_\_\_\_\_  
CITY \_\_\_\_\_ STATE \_\_\_\_\_ ZIP \_\_\_\_\_  
E-MAIL ADDRESS \_\_\_\_\_

INSTRUMENT(S) YOU PLAY (please include VOICE if applicable)  
Make check or money order payable to **PerfectPitch.com**. International money orders are welcome in U.S. funds. Shipping charge for orders outside USA and Canada: \$16. Iowa residents add 9% tax.  
 Easy Pay Plan available.  Check/money order enclosed.  
Call or see our web site.

CARD NUMBER \_\_\_\_\_ EXPIRATION DATE \_\_\_\_\_  
▶ Mail to: \_\_\_\_\_ Or fax to: (641) 472-2700

**PerfectPitch.com**  
Special Offer Code: EM 125 (\$30 off/2 freeCDs)  
1200 E. Burlington Avenue, Fairfield, IA 52556

**HEAR IT FOR YOURSELF! Save \$30 and get TWO FREE bonus CDs** our 24th Year! ▶



# ADVERTISER INDEX

ADVERTISER	INTERNET	PAGE	ADVERTISER	INTERNET	PAGE
ADK Microphones	www.adkmic.com	137	M-Audio (BX8a/BX5a)	www.m-audio.com	43
AES	www.aes.org	123	M-Audio (Clarkson/Halbert)	www.m-audio.com	77
American Educational Music	www.perfectpitch.com	146-147	M-Audio (Pro Tools)	www.m-audio.com	97
Antares	www.antarestech.com	36	Musicians Friend	www.musiciansfriend.com	103
Apogee	www.apogeedigital.com	82	Musicians Institute	www.mi.edu	136
Arturia	www.arturia.com	105	Native Instruments	www.ni-reaktor.com	63
Audio-Technica	www.audio-technica.com	39	PercussionTracks.com	www.percussiontracks.com	83
Audix	www.audixusa.com	129	PG Music	www.pgmusic.com	130
Auralex	www.auralex.com	12	Remix Hotel (Los Angeles)	www.remixhotel.com	49
B&H Pro Audio (Broad Scope Audio)	www.bhphotovideo.com	75	Rode Microphones	www.rodemicrophones.com	6
B&H Pro Audio (Desktop Audio)	www.bhphotovideo.com	133	Roland	www.rolandus.com	15
Berklee Music	www.berkleemusic.com	121	SAE Institute	www.sae.edu	87
BIAS	www.bias-inc.com	84	Sibelius Software	www.sibelius.com	88
Big Fish Audio	www.bigfishaudio.com	131	Sonic Distribution	www.sonic-distribution.com	145
Broadjam	www.broadjam.com	83	Sonic Implants	www.sonicimplants.com	111
Cakewalk (Project 5)	www.cakewalk.com	113	Studio Projects	www.studioprojects.com	48
Cakewalk (Sonar 4)	www.cakewalk.com	9	Sweetwater Sound	www.sweetwater.com	27
Carillon	www.carillonusa.com	33	Sweetwater Sound (Digidesign)	www.sweetwater.com	94-95
Carvin	www.carvin.com	143	Sweetwater Sound (Mackie)	www.sweetwater.com	99
CMJ (NYC)	www.cmj.com/marathon	109	Sweetwater Sound (MOTU Studio)	www.sweetwater.com	158-159
Cycling 74	www.cycling74.com	89	Sweetwater Sound (MOTU Studio)	www.sweetwater.com	160-161
D'Addario (Planet Waves)	www.daddario.com	135	Sweetwater Sound (PreSonus)	www.sweetwater.com	114-115
Digidesign	www.digidesign.com	35	Sweetwater Sound (PreSonus)	www.sweetwater.com	127
DigiTech	www.digitech.com	65	Tannoy	www.tannoy.com	47
Disc Makers	www.discmakers.com	81	Tascam	www.tascam.com	91
eBlitz Audio Labs	www.eblitzaudiolabs.com	163	Tascam	www.tascam.com	90
E-mu Systems (Digital Audio Systems)	www.emu.com	13	Taxi	www.taxi.com	107
E-mu Systems (Emulator X)	www.emu.com	79	TC Electronic	www.tcelectronic.com	23
Eventide, Inc.	www.eventide.com	73	TEC Awards	www.mixfoundation.org	117
Focal Press	www.focalpress.com	12	Universal Audio	www.uaudio.com	17
Focusrite	www.focusrite.com	41	VirtuosoWorks Inc.	www.notionmusic.com	21
Frontier Design Group	www.frontierdesign.com	46	Waves	www.waves.com	3
Full Compass Systems	www.fullcompass.com	119	West LA Music	www.westlamusic.com	121
Full Sail	www.fullsail.com	44	Woodwind & Brasswind	www.wwbw.com	45
Garrigan Orchestral Strings	www.garrigan.com	141	Yamaha (AW1600)	www.yamaha.com	53
Graph Tech Guitar Labs	www.graphtech.com	144	Yamaha (MG-Series Mixers)	www.yamaha.com/proaudio	11
IK Multimedia	www.ikmultimedia.com	57	<b>ELECTRONIC MUSICIAN MARKETPLACE ADS</b>		
Ilio (Spectrasonics Stylus RMX)	www.ilio.com	101	AEA	www.ribbonmics.com	149
Ilio (Vienna Symphonic Library)	www.vsl.co.at	69	Bayview Pro Audio	www.bayviewproaudio.com	152
Kaysound (CME)	www.Kaysound.com	71	Guild of Canadian Film Composers	www.gcfa.ca	152
Kaysound (SM Pro Audio)	www.Kaysound.com	19	Chameleon Labs	www.chameleonlabs.com	150
Korg (D3200)	www.korg.com	5	Crystal Clear Soun	www.crystalclearcds.com	149
Korg (OASYS)	www.korg.com	4	ELS Productions	www.elsproductions.com	149
Lexicon	www.lexicon.com	55	Emulation Media	www.emulationmedia.com	150
Line 6 (Propellerhead Software)	www.line6.com	59	Florida Music	www.floridamusic.com	149
Line 6 (TonePort)	www.line6.com	25	IndustryReady.com	www.industryready.com	151
Mackie (Onyx 400F)	www.mackie.com	2	Lonely Records	www.lonelyrecords.com	137
Mackie (Controller)	www.mackie.com	61	Media Services	www.mediaomaha.com	150
Mackie (Tracktion 2)	www.mackie.com	30-31	Play-It Productions	www.play-itproductions.net	152
Mark of the Unicorn	www.motu.com	164			

## Electronic Musician's Advertiser Sales and Representatives



Associate Publisher: Joe Perry (770) 343-9978 jerry@primediabusiness.com

**NORTHWEST**  
Greg Sutton

(847) 968-2390  
gsutton@primediabusiness.com

**SOUTHWEST**  
Mari Deetz

(818) 567-4907  
mdeetz@primediabusiness.com

**EAST COAST/EUROPE**  
Jeff Donnenwerth

(770) 643-1425  
jdonnenwerth@primediabusiness.com

**CLASSIFIEDS**

Kevin Blackford (West Coast)

Jason Smith (East Coast)

(800) 544-5530 or (510) 653-3307

emclass@primediabusiness.com



# EM Marketplace

**CD & DVD Duplication - Lowest prices, shipped in 2 days!**

**100 Full Color RETAIL READY CDs just \$240.00**



Free Bar Code  
with purchase!  
Mention this ad.



**1-800-927-3472**

visit us on the web  
[www.elsproductions.com](http://www.elsproductions.com)



Get a FREE Catalog  
1.800.409.8513  
[www.lonelyrecords.com](http://www.lonelyrecords.com)

National Price Guarantee

GRAPHIC DESIGN, MASTERING, POSTERS,  
DVD, CARDBOARD, BARCODES AND MORE.

500 PRESSED  
Retail Ready CDs

**\$799**



CD • DVD • CD-ROM • SHAPED CD • CASSETTE • PACKAGING

**NEED CDs?**

the choice is

**CRYSTALCLEAR**

DISC & TAPE

Trusted experience for over 30 years.

SPECIALS:

1000 CDs • \$999! (Complete! Retail Ready)

1000 Promo CD Pack • \$599!

1000 DVDs • \$1899! (Complete! Retail Ready)

**1-800-880-0073**

[www.crystalclearcds.com](http://www.crystalclearcds.com)

RIBBONMICS.COM PRESENTS:

**IT CAME FROM AEA...**



Many scientists agree that Object R92 poses  
no threat to Earth... What do YOU think???

**CURRENTLY INVADING A DEALER NEAR YOU!**

## WORLD-CLASS MUSIC TECHNOLOGY

Interfaces | Daw's | Software | Recording Tech  
The Hottest Brands Only. Cheaper



**ableton5**

Live5's award-winning elastic audio sequencing.  
Import, arrange and process multiple audio clips  
and loops into complete songs regardless of their  
pitch or tempo all in real time.

**Floridamusicco.com**  
**1-800-378-7599**



## CD & DVD MANUFACTURING

### INDIE ARTIST ONE STOP!

New Lower Prices! Same Great Quality!

**1000 Retail Ready CDs \$995**

Glass Mastering, up to 3 color silk screen on CD, full color insert, jewelbox with choice of black or clear tray, assembly, shrinkwrap, 4 Panel folder add \$100  
**FREE barcode, FREE CoolDisc™ Upgrade, FREE CD Baby.**

**1000 Retail Ready DVDs - \$1499**

**emulationmedia 1-800-791-0063**

**www.emulationmedia.com**

FREE Barcode, FREE CoolDisc™ Upgrade, FREE CD Baby  
 Graphic & Website Design • Web Stores • Marketing & Promotion  
 Short & Long Runs • Quick Turn Times • Merchandise • Mastering



Now available in  
 the U.S. from Mix,  
*Electronic  
 Musician  
 and Remix*

**ORDER  
 NOW  
 \$39.95**

Order yours online

at [mixonline.com/mixbookshelf](http://mixonline.com/mixbookshelf),  
[emusician.com/embookshelf](http://emusician.com/embookshelf) or  
[remixmag.com/remixbookshelf](http://remixmag.com/remixbookshelf)  
 or call 800-262-1954!

Item # MIM05-06

## Model 7602

Discreet - Class A  
 Mic Preamp - Equalizer

**You've already  
 heard it.**



**\$799.00**  
 MSRP

**Chameleon Labs**

[www.chameleonlabs.com](http://www.chameleonlabs.com) 206-264-7602

## YOUR FIRST IMPRESSION IS THE MOST IMPORTANT.

*You already sound professional... now look professional!*



**\$1190**

**1,000 RETAIL READY CDs**

Package includes 3 color on disk print, 4 panel print with assembly, wrap and upc.

*We at Media Services look forward to providing you with outstanding service and quality. You can trust us to take your CD/DVD project to the next level. Call us today on pricing for all standard and custom packages. We also offer great deals on promotional products such as posters and postcards.*



CD AND DVD MANUFACTURING

**(888) 891-9091**

[www.media-services.com](http://www.media-services.com)

## Electronic Musician®

**Stand out and get noticed in the MarketPlace  
 section of Electronic Musician.**

MarketPlace is a cost-effective, high-profile buyer's section offering advertisements to enhance your company's products and services, websites, product catalogs and ancillary products.

### MOVE PRODUCTS FAST

Contact your sales representative today!

**Jason Smith**, East Coast Sales (510) 985-3276

**Kevin Blackford**, West Coast Sales (510) 985-3259

**Order Line:** (800) 544-5530 or

**Email:** [emclass@primediabusiness.com](mailto:emclass@primediabusiness.com)



INDUSTRY READY © 2008 ALL RIGHTS RESERVED

ARE YOU READY?  
SEE HOW YOU CAN BE THE NEXT STAR!

*Musician - Singers - Songwriters*

ARE YOU A TALENTED ARTIST WITHOUT A RECORD CONTRACT?  
INDUSTRY READY WILL GET YOU ON THE ROAD TO SUCCESS!  
OUR MUSIC PROFESSIONALS WILL REVIEW YOUR SONGS AND  
INTRODUCE YOU TO TOP RECORD LABELS! IT'S TIME TO SHINE!  
INDUSTRY READY WILL GET YOUR CAREER ON THE MOVE!

CONTACT US TODAY!  
[WWW.INDUSTRYREADY.COM](http://WWW.INDUSTRYREADY.COM)

WE BUY TRACKS, WE ALSO BUY SONGS

**Industry**  
*Ready*.com

*We get songs Ready!*





**THE GUILD OF CANADIAN FILM COMPOSERS  
New Music Industry Resources on DVD**

Indispensible tools for Composers, Producers, Directors, Lawyers and Educators!



**"And now...The Soundtrack Business!"**

All aspects of the Biz for Music Soundtracks in Film, Television, and New Media



**"And now...The Music Score!"**

Learn all aspects of realizing the Soundtrack, guided by five international film composers

Order online at [www.gcfc.ca](http://www.gcfc.ca)  
(educational discount available)

OR by tel: (416) 410-5076 Toll free 1-866-657-1117

ENTERTAINMENT TECHNOLOGY

eClassifieds

**Reach more than 1.1 million web visitors!**


The Entertainment eClassifieds are the user friendly, affordable way to connect buyers, sellers, job seeker and employers. Immediate response • Sell your gear to an interested market • Post items yourself, anytime with self-service tool • Include a photo, audio or video file • Power search capabilities

Find what you need, sell what you don't!  
[www.emusician.com/eMarketplace](http://www.emusician.com/eMarketplace)

**\$1099<sup>00</sup>**  
1000 pcs.



**Complete  
Minijacket  
Package**

**INCLUDES  
COLOR  
PRINTING**



TOLL FREE: 1-800-815-3444 or 212-695-6530  
[WWW.PLAY-ITPRODUCTIONS.NET](http://WWW.PLAY-ITPRODUCTIONS.NET)

**PLAY-IT  
PRODUCTIONS**



**Classified Advertising**  
Get your company name into the minds of thousands of customers. For classified advertising rates and deadlines please call: **(800) 544-5530** or contact your sales representative directly.



Electronic Musician, Music Education Technology, Mix, Sound & Video Contractor

West Coast Sales  
Kevin Blackford  
(510) 985-3259

Electronic Musician Music Education Technology, Mix, Sound & Video Contractor

East Coast Sales  
Jason Smith  
(510) 985-3276

Video Systems, Millimeter & Remix Sales

Philip Boyok  
(510) 985-3225

[www.videosystems.com](http://www.videosystems.com) • [www.metmagazine.com](http://www.metmagazine.com) • [www.emusician.com](http://www.emusician.com) • [www.millimeter.com](http://www.millimeter.com) • [www.mixonline.com](http://www.mixonline.com) • [www.remixmag.com](http://www.remixmag.com) • [www.svconline.com](http://www.svconline.com)



**ELECTRONIC MUSICIAN CLASSIFIED ADS** are the easiest and most economical means of reaching a buyer for your product or service. The classified pages of EM supply our readers with a valuable shopping marketplace. We suggest you buy wisely; mail-order consumers have rights, and sellers must comply with the Federal Trade Commission as well as various state laws. EM shall not be liable for the contents of advertisements. For complete information on prices and deadlines, call (800) 544-5530.

## ACOUSTIC PRODUCTS

### REALTRAPS®

MINITRAPS—Affordable Acoustic Treatment  
*Rave Reviews From Top Pros*



"Our control room at Le Crib Studios needed serious help. After installing MiniTraps the room sounds better than we believed possible, with clear, round bottom and vastly improved imaging. Fantastic product, great company."  
—Nile Rodgers



"MiniTraps really made a difference in my studio. I previously had foam corner bass traps, but they really seemed to have no affect. It wasn't until I added the MiniTraps that my low end evened out."  
—Charles Dye

(Ricky Martin, Jon Bon Jovi, Shakira, Lauryn Hill, Gloria Estefan)

Toll-Free: 866-732-5872

www.REALTRAPS.com

**SILENT Source**  
58 Nonotuck St., Northampton, MA 01062  
Info: (413) 584-7944 Fax: (413) 584-2377  
**ORDER: 800-583-7174**

Acousticore Fabric Panels •  
Sound Barrier • Isolation Hangers  
Tube Traps • Silence Wallcovering •  
WhisperWedge • ProFoam • Clearsonic  
• Hushfoam • R.P.G. Diffusers •  
Sonex • Sound Quilt • More  
[www.silentsource.com](http://www.silentsource.com)  
[info@silentsource.com](mailto:info@silentsource.com)  
QUALITY • PRICE • SERVICE • INTEGRITY

### SILENCE CASES

Record, Edit, Mix, Master...



THINK in PEACE.

Attenuation cases keep your PC gear QUIET and COOL. Multiple designs available starting at \$429

510-655-3440

[www.silencecases.com](http://www.silencecases.com)

Small ads rock! Your classified ad could be here!  
(800)544 5530

**VIBRANT TECHNOLOGIES**

DIFFUSER PANELS  
WAVE-FORMS™ ACOUSTIC PANELS  
800-449-0845  
[www.vibrantech.com](http://www.vibrantech.com)

**RPG AcousticTools**  
PROVEN, AFFORDABLE ROOM SOLUTIONS FROM THE MUSIC INDUSTRY'S LEADING ACOUSTICAL INNOVATOR.

RPG DIFFUSOR SYSTEMS, INC.  
[www.rpginc.com/PROAUDIO](http://www.rpginc.com/PROAUDIO)

Over 10,000 Studios Served  
Total Sound Control

**Auralex** acoustics  
[www.auralex.com](http://www.auralex.com)  
What About Your Room?

### VocalBooth.com

MODULAR SOUND REDUCTION SYSTEMS



Listen to your dreams. Follow your heart. Don't ever stop.

— Calvin Mann

541-330-6045

[www.vocalbooth.com](http://www.vocalbooth.com)

[www.SoundSuckers.com](http://www.SoundSuckers.com)  
Be Professional, Buy the Best!  
Soundproofing Products  
Sound Isolation Booths  
Custom Projects & Free Advice  
TOLL FREE 1-888-833-1554 (OR) 541-947-2602

**AcousticsFirst™**  
Toll Free 888-765-2900

Full product line for sound control and noise elimination.  
Web: <http://www.acousticsfirst.com>

### WhisperRoom INC.

SOUND ISOLATION ENCLOSURES

Celebrating over 15 years of reducing sound to a Whisper!

Recording, Broadcasting, Practicing



MDL 102126S  
(8'5"X10'5")

19 Sizes and 2 Levels of Isolation Available

New! SoundWave Deflection System  
(Change parallel walls to non-parallel)  
Immediate Shipping!

[www.whisperroom.com](http://www.whisperroom.com)

PH: 423-585-5827 FX: 423-585-5831

## EMPLOYMENT

# Altec Lansing, the #1 Company in Powered Audio, is hiring!

Our innovative products are winning over consumers, creating steady company growth and brand new career opportunities. We offer competitive salary and benefits — and a great work environment!



We are currently seeking experienced and talented **Electrical Engineers**, **Mechanical Engineers** and **Acoustics Engineers** for roles in Design, Program Management and Engineering Management at our Corporate HQ in Milford, PA.

Visit our website at:

[www.alteclansing.com](http://www.alteclansing.com)

E-mail your resume to:

[resumes@alteclansing.com](mailto:resumes@alteclansing.com)

Fax your resume to:

(570) 296-1412

**ALTEC LANSING®**

535 Routes 6 & 209

Milford, PA 18337-0277



## ANALOG SYNTHS

Synthesizers.....  
made of TUBES??  
(....WHY NOT?)  
**METASONIX**  
WWW.METASONIX.COM  
PMB 109, 881 11th St  
Lakeport CA 95453 USA

**MODULARSYNTH.COM**  
REAL ANALOG MODULAR  
OVER 350 MODULES  
15 COMPANIES  
www.modularsynth.com

BLACET  METASONIX  OAKLEY  
 CYNOSTRIES  MODCAN  WIARD  
 DOEPFER  MOTM  SYNTHESIZERS.COM

## CABLES

**Accusound**  
Silver Studio Pro Microphone  
Patch Instrument Cables  
World Class Cables at a Real World Price  
Email our website for secure online shopping  
WWW.ACCUSOUNDPROAUDIO.COM


## CASES

**Case Specialists**  
discount-distributors.com  
We Will Beat  
ANY Price!  
800-346-4638



## EQUIPMENT FOR SALE

**SINGERS! REMOVE VOCALS**  
Unlimited Free Backgrounds  
from Original Standard Recordings!  
Thompson Vocal Eliminator™  
VE-4 Free Brochure & Demo  
24 Hour Demo/Info Line  
(770)482-2485 - Ext 16  
LT Sound Dept EM-1 7980 LT Parkway Lithonia, GA 30058  
www.VocalEliminator.com/ig\_o/EM  
Better Than Karaoke for Over 25 Years!



**Bad Ass Music Stands**  
800/228-4668  
bamstands.com



## EMPLOYMENT

# "This Job Rocks!"

— Mark Magdich, Sweetwater Sales Engineer



- Do you know professional audio, MIDI, guitars, keyboards, studio and live sound?
- Are you a music technology expert?
- Do you love talking about gear, technology, and music with other audio pros?
- Do you believe in providing stellar customer service?
- Do you want a job you can be proud of, working for a company you can believe in?

If you are a highly motivated music technology expert, Sweetwater wants to speak with you! We are growing fast, so we're seeking several Sales Engineers to fill new positions for our award-winning Sales Team.

Visit [www.sweetwater.com/careers](http://www.sweetwater.com/careers) now for full details and online application. Contact Kristine Haas, Director of Human Resources, at 1-800-222-4700, ext. 1050.



## FURNITURE

### THE ORIGINAL

RACKMOUNT YOUR G5 - WWW.ISO-BOX.COM



ORDER TOLL-FREE: 888.580.9188

 Sound Construction & Supply Inc.

## millimeter.

For the latest news  
and technology check  
out Millimeter at

[www.millimeter.com](http://www.millimeter.com)

The Professional Resource for  
Production and Post.

## BAYVIEW PRO AUDIO

[www.bayviewproaudio.com](http://www.bayviewproaudio.com)

Toll free: 888.718.0300

Subscribe to FREE  
Mix e-newsletters!  
Visit [www.mixonline.com](http://www.mixonline.com)

**MIXLINE**



**OMNIRAX**  
STUDIO FURNITURE



CODA DB  
with Sidecars

OMNIRAX 800.332.3363 418.332.3392  
FAX 418.332.2807  
www.omnirax.com

www.ArgosyConsole.com  
studio furniture  
800.315.0878



Spire  
ARGOSY

**THRESHOLD MASTERING**  
Los Lobos • Bluewin • Incubus

STEPHEN MARSH  
Original Mastering Engineer  
310.571.0588  
www.thresholdsound.com

Subscribe to SVC online  
at www.svconline.com

CUSTOM PRO TOOLS | HD EDITING SUITE  
*on a budget?*  
LOW-COST  
**MASTERING**  
AMAZING RESULTS  
SINGER/SONGWRITERS OUR SPECIALTY  
**stephensongs.com**

**INSTRUCTION & SCHOOLS**

**Earn Income with your Home Studio!**  
http://em.homestudioprofits.com

**BE A RECORDING ENGINEER**  
★ TRAIN AT HOME  
Easy Home Study practical training in Multi-track Recording. Join our successful working graduates or build your own studio. Career guidance/Diploma/Registered School.  
FREE INFORMATION:  
Audio Institute of America  
814 4th Ave, Suite F, San Francisco, CA 94121  
Or visit us at www.audiolnsstitute.com

**MASTERING**  
Guaranteed to give you that "Big Label" sound.  
**\$475** Complete Album Analog & Digital Mastering!  
New York's Premiere Mastering Studio  
Check Out Our Website...  
www.musichousemastering.com  
**1-800-692-1210**  
Located in NY. Serving the US Since 1989

**REMIX**  
Sign up for the  
**REMIX HOTEL** Newsletter  
www.remixhotel.com

**MUSIC EDUCATION TECHNOLOGY**  
**THE DEFINITIVE TECHNOLOGY RESOURCE FOR MUSIC EDUCATORS**  
To place a classified ad in MET's **NEW** quarterly publication, please call our sales associates at:  
**800-544-5530**  
or email at:  
**metclass@primediabusiness.com**

**PARTS & ACCESSORIES**

**HOTWIRED!**  
Your Custom Cable House  
Founded BY a recording professional, FOR recording professionals.  
**MOGAMI AND NEUTRIK**  
Custom Cable Assemblies  
info@hotwiredcables.com  
**1-877-67WIRED!**

**RECORDING SERVICES**

**LITTLE HOLLYWOOD STUDIO**  
Nashville  
Sweeten your tracks with world class studio musicians.  
Any instrument, all styles, average  
**\$100 per song.**  
Details: 615-871-4419,  
littleshollywoodstudio.com

**MASTERING & PRODUCTION**

**MIRROR SOUND Mastering**  
"Let Mirror Sound Reflect Your Ideas!"  
\$40 per/song - \$300 minimum  
Satisfaction Guaranteed  
**206.440.5889**  
www.mirrorsound.com/mastering

Sonic Factory Studio  
Best Quality • Best Price  
CD/DVD Mastering/Replication  
Ask for Grand Opening Special  
1-877-SONIC-62  
www.sonicfactory.net  
info@sonicfactory.net

**RECORDS, TAPES, CDS**

www.yourmusiconcd.com  
**100 BULK CDRS \$59** 300 FULL COLOR PACKAGE \$549  
Includes cdr and duplication  
**100 BASIC CDRs \$99**  
Includes cdr on cd print, 100 or more packages  
**100 FULL COLOR CDR PACKAGE \$199**  
Includes cdr, on cd print, color cover(411) & 100 full color assembly jewel case, and shrinkwrap from your artist.  
**1000 FULL COLOR PACKAGE \$999**  
**500 FULL COLOR PACKAGE \$824**  
SNS ATLANTA 678-442-0933  
DIGITAL INC TOLL FREE 1-877-442-0933

Subscribe to Video Systems online at  
www.videosystems.com



**e**musician!  
**EXTRA!**

**Electronic Musician's**  
weekly e-newsletter  
delivers the latest  
news direct to your inbox! Subscribe  
today at [www.emusician.com](http://www.emusician.com)

CD • DVD • CD-ROM • SHAPED CD • CASSETTE • PACKAGING

**CRYSTAL CLEAR**  
DISC & TAPE  
Trusted experience for over 30 years.

**1-800-880-0073**  
[www.crystalclearcds.com](http://www.crystalclearcds.com)

**Odds On**  
CD & DVD MANUFACTURING

Odds On Save BIG!!

100 CDs <del>\$299</del>	250 CDs <del>\$499</del>	500 CDs <del>\$699</del>
1,000 CDs <del>\$1,299</del>	2,500 CDs <del>\$1,999</del>	5,000 CDs <del>\$2,799</del>

Order Today!  
**877-ODDS ON 1**  
[www.OddsOnRecording.com](http://www.OddsOnRecording.com)

**WE BEAT ANY PRICE!**

- Highest Quality
- Reliable Service
- CD's Cassettes Video Posters, etc.

**NO BULL**  
**TOTAL TAPE SERVICES**  
**(888) 567-6835**  
[www.totaltapeservices.com](http://www.totaltapeservices.com)

**1,000 CDs**  
In full-color  
jackets for just  
**\$990!**

Call for a FREE catalog and  
jacket sample at 1-800-468-9353  
Or visit our website at  
[www.discmakers.com/remix](http://www.discmakers.com/remix)

**DISC MAKERS**

**Lowest Price  
Period!**

CD Audio / CD Rom / DVD Replication  
Video Duplication / Graphic Design  
Printing / Packaging / Pre-Press

**BALL MEDIA**  
**888.256.3472**  
[www.ballmedia.com](http://www.ballmedia.com)

For the best price in CD Replication....  
there is only one number you'll need!

**1.888.891.9091**  
**MEDIA** [WWW.MEDIAOMAHA.COM](http://WWW.MEDIAOMAHA.COM)

**ELS PRODUCTIONS**  
**100 Full Color  
Retail Ready CDs  
\$240.00!**

**1-800-927-3472**  
[www.elsproductions.com](http://www.elsproductions.com)

**PRICE Quality SERVICE**

**PRICE:** It's important, but go too low and you may REALLY pay!  
**QUALITY:** Compromise quality...kiss your future good-bye!  
**SERVICE:** You want it?? We've got it! **20 YEARS** proves it!

CD • CD ROM • DVD • DESIGN • PRINT • PACKAGING • & LOTS MORE

**EAST CO. MULTIMEDIA**  
[www.eastcomultimedia.com](http://www.eastcomultimedia.com) **1-800-365-8273** since 1988

**audio  
PRODUCTION**

SEMINARS ON DEMAND

**YOUR TIME.  
ANYTIME.  
ONLINE.**

Audio Production Seminars On Demand are  
an exciting new medium for experiencing  
new products, applications and techniques.  
Sharpen your music production skills on your  
time, anytime. Log on to learn more!

[mixonline.com](http://mixonline.com) | [emusician.com](http://emusician.com) | [remixmag.com](http://remixmag.com)

PRESENTED EXCLUSIVELY BY

Electronic Musician® MIX® REMIX®

**You should care  
who makes your CD.  
WE DO.**

- the best customer service in the business\*
- instant online quote
- inhouse mastering, design & multimedia
- quality finished CDs, DVDs & vinyl

**MUSIC  
MANUFACTURING  
SERVICES**

[www.musicmanufacturing.com](http://www.musicmanufacturing.com)

**US: 1-800-293-2075**  
**Canada: 1-800-667-4237**

New York • Toronto • Montreal • St. Johns

\*Read our client survey results to find out more.



**CD, CASSETTE, CDR and CD-ROM**  
**Complete Packages!**



1-800-444-DDAI  
[www.4ddai.com](http://www.4ddai.com)

- CD/CASS MASTERING
- CD/CASS REPLICATION
- CEDAR RESTORATION
- GRAPHIC DESIGN
- FILMS AND PRINTING
- CD-ROM AUTHORIZING

**Lonely RECORDS**

Get a **FREE** Catalog  
 1.800.409.8513  
[www.lonelyrecords.com](http://www.lonelyrecords.com)

Retail Ready CD Packages **99¢**

**Whitewater Studios**  
**MASTERING • CDs • TAPES**

Complete CD Mastering \$375.00

FREE BAR CODE!	500 Bulk CDs \$349	FREE BAR CODE!
	1000 CDs complete \$999	

Short-Run CD packages • Real-Time cassettes

We give you the best in service & price!  
 828-274-0956 9 Busbee View Rd  
 Asheville, NC 28803  
[www.whitewaterrecording.com](http://www.whitewaterrecording.com)

**SOFTWARE, MIDI FILES, SOUND**

**BAND-IN-A-BOX IMPROVEMENT PRODUCTS\*\*\***

**\*You can put a Better-Band-In-Your-Box.\***

**\*Norton Music (since 1990)\***

[www.nortonmusic.com](http://www.nortonmusic.com)

Tired of not finding the right groove? Unlimited patterns are yours to create with **DRUM MOSAICS**. No Library is complete without it! 2 Disk Wav. CD Rom, only \$89.00! Available only at [loop-d-loops.com](http://loop-d-loops.com).

**The Beat Is All In Your Imagination!**

**BEGINNERS WELCOME!**

Name-brand Software and Hardware to set up your computer for music recording and printing. Free articles and online catalog!

[www.musicmall.com/cmp](http://www.musicmall.com/cmp)

**HEY LOOK! WE'RE ON THE WEB!**

Toll Free: 800-538-2336



All Formats! Best Prices!

[www.tapes.com](http://www.tapes.com)

**all under one roof!**

**deal direct & SAVE**

FREE CATALOG or CUSTOM QUOTE

Compact Disc Replication • Cassette Duplication • Complete Packages • Digital Mastering • Graphics and Printing

You'll Hear & Feel the Difference

**C&C MUSIC**

[www.CandCmusic.com](http://www.CandCmusic.com)  
 OUTSIDE THE U.S. CALL: 631-244-0800

Toll free: 800★289★9155

**1000 Store Ready CDs \$899**

**INCLUDES 100 FULL COLOR POSTERS**

1000 Bulk CDs \$499

[www.TrackmasterAV.com](http://www.TrackmasterAV.com)  
 Toll Free: 888-374-8877

Your 1-stop shop for CD, AUDIO & VIDEO cassette projects!

**WORLD CLASS MIDI FILES**

the WORKS Music Productions

For Free Catalog & Demo Disk call (800) 531-5868 or visit our Web site: [www.worksmidi.com](http://www.worksmidi.com)

Popular styles, General MIDI-compatible, e-mail delivery avail. Box 22681, Milwaukie, OR 97269

**Music Tools Blowout!**

10 Years of Great Deals

Digital Audio Hardware, Interfaces, Samples, Software, Cables, MIDIs

Over 1300 Classic Guitar MIDIs

Shop for 20,000+ products at [www.midi-classics.com](http://www.midi-classics.com)

**Call 800-787-6434 NOW!**

MIDI Classics, Dept E, Box 311, Waterlogue, CT 06089

Subscribe to **MIX**

[www.mixonline.com](http://www.mixonline.com)

**The Patch King**

QUALITY SOUNDS for SYNTHS and SAMPLERS SINCE 1984

(246) 420-4504

[WWW.KIDNEPRO.COM](http://WWW.KIDNEPRO.COM)

**Live MIDI Drum Sequences**

**BEATBOY**

[www.beatboy.com](http://www.beatboy.com)

DRUM SEQUENCES

Nigel Olsson (Elton John) • Ray Yslas (C. Aguilera)  
 Richie Garcia (Collins / Sting) • Eddie Bayers (Country)  
 Rod Morgenstein (Dregs)

**dynamic • exciting • creative**

ENTERTAINMENT TECHNOLOGY

**eClassifieds**

Reach more than 1.1 million web visitors!

The Entertainment eClassifieds are the user friendly, affordable way to connect buyers, sellers, job seeker and employers. Immediate response • Sell your gear to an interested market • Post items yourself, anytime with self-service tool • Include a photo, audio or video file • Power search capabilities

[www.emusician.com/eMarketplace](http://www.emusician.com/eMarketplace)

**TALENT**

**Industry Ready**

Musician • Singer • Songwriter

IT'S TIME TO GET SIGNED!

See how Industry Ready can make you a music star!

[www.industryready.com](http://www.industryready.com)



# The MOTU Power-on-Demand Studio

Digital Performer, the Traveler and a host of development partner products deliver on-demand processing and world-class sound.

## The look.

Whether you've got a G4 PowerBook, G5 Power Mac or both, the Apple 30-inch Cinema Display gives your MOTU power-on-demand studio the world class look your eyes want — and the look your clients respect. A 77% increase in screen real estate gives you the space you need to visualize your entire DP project. An eye-popping 2560x1600 pixel resolution lets you view 64 faders at one time in the Mixing Board!



## The effects.

Cycling 74 **Pluggo™ 3.5** is an extraordinary, must-have collection of more than one hundred audio plug-ins that offer real-time interactive audio processing, modulation, and synthesis right inside DP. Delays, filters, pitch effects, distortion, granulation, spectral effects, modulators, multi-channel processing, synthesizers, audio routing, reverb, dynamics, visual display — the list is huge, and you'll have a blast exploring Pluggo's vast array of sounds and effects.




## The help.

Of course, the tech support wizards at Sweetwater can help you with any operational issues you might encounter with your MOTU power-on-demand studio, but if you want complete peace of mind, the **AppleCare Protection Plan** is the perfect insurance policy. No matter what perils await your portable rig on the road or your studio setup at home, with AppleCare, your investment in your Apple gear is totally protected.



## The piano.

Three incredible grand pianos, Bösendorfer®, Steinway®, and Yamaha®, in one Virtual Instrument for Digital Performer. **Synthogy Ivory™** has been knocking the critics flat with its stunning realism and unsurpassed playing experience! It features more than 32 GB of premium piano samples and a custom engine built exclusively for the exacting demands of recreating the piano. Produced by piano sound design pioneer Joe Ierardi and DSP wiz George Taylor, you have to play it to believe it. Trust us, you will!





## Waves on-demand processing.

The Waves **APA-44M** delivers on-demand Waves processing to your MOTU native desktop studio via standard Ethernet. Open your existing Waves plug-ins as usual in Digital Performer via the new Waves Netshell™. But now you can run up to 6 Waves IR-1 Convolution reverbs at 44.1kHz at once, and save your CPU power. Need more Waves processing? Just add another APA-44M with the snap of an RJ45 Ethernet cable. It's that simple. For extreme processing needs, connect up to 8 units to your network. The APA-44M is equally at home connected to a laptop, desktop or both. Just transfer your Waves authorized iLok. You can even share a stack of APA-44M's among several computers across the Waves Netshell network. The APA-44M ushers in a new era of state-of-the-art, distributed-network Waves processing for your MOTU power-on-demand studio.



## The mix.

The new Grace Design **m902 Reference Headphone Amplifier** is the final word in high fidelity headphone amplification and is the new must-have tool for audio playback in your MOTU power-on-demand studio. Combining a full compliment of analog and 24-bit/192kHz digital inputs with dual headphone and unbalanced line outputs, the m902 is an ideal solution for critical editing, mastering and monitor control for a MOTU studio of any scope.



## Mastering & restoration.

Your DP mastering and processing lab awaits you: **BIAS Peak Pro 5** delivers award winning editing and sound design tools, plus the world's very best native mastering solution for Mac OS X. With advanced playlisting. Superb final-stage processing. Disc burning. Plus PQ subcodes, DDP export (optional add on), and other 100% Redbook-compliant features. Need even more power? Check out our Peak Pro XT 5 bundle with over \$1,000 worth of additional tools, including our acclaimed SoundSoap Pro, SoundSoap 2 (noise reduction and restoration), Squeeze-3 & 5 (linear phase multiband-compression/limiter/upward expander), Reveal (precision analysis suite), PitchCraft (super natural pitch correction/transformation), Repli-Q (linear phase EQ matching), SuperFreq (4, 6, 8, & 10 band parametric EQ) and GateEx (advanced noise gate with downward expander) — all at an amazing price. So, when you're ready to master, Peak Pro 5 has everything you need. It's the perfect complement to DP. Or, perhaps we should say, it's the perfect finishing touch.



## The feel.

Looking for the ultimate compact keyboard controller for your MOTU studio? The Alesis **Photon™ X25** delivers the revolutionary Alesis XYZ controller dome and ten 360-degree rotary knobs, giving you powerful hands-on MIDI control of your Digital Performer studio and software plug-ins. Advanced features include 24-Bit 44.1/48 kHz USB audio I/O with balanced stereo audio inputs and outputs, 25 key, velocity sensitive keyboard, full-size pitch and modulation wheels, and an LCD screen with dedicated encoder for fast and easy set-up.



(800) 222-4700  
www.sweetwater.com



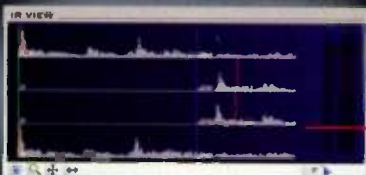


# The MOTU Power-on-Demand Studio

## Audio Ease **Altiverb V5™**

### Your first choice in convolution reverb

Altiverb broke new ground as the first ever convolution reverb plug-in, delivering stunningly realistic acoustic spaces to your MOTU desktop studio. Altiverb V5 continues to lead the way with cutting edge features. Altiverb V5's ever growing Impulse Response library provides the most diverse and highest quality acoustic samples on the market. Recent additions are shown below from the Altiverb Fall 2004 East Coast Tour. Version 5 delivers more seconds of reverb, more instances, and less CPU overhead than any other convolution reverb. And its new adjustable parameters are a snap to use! Altiverb takes full advantage of the Altivec™ processor in your PowerBook G4 or desktop Power Mac G4 or G5. THE must-have reverb for every MOTU studio.



Shift resonances and room modes while adjusting reverb times.

See a 15 minute demo movie at [www.audioease.com](http://www.audioease.com)




The new multi-channel waveform overview reveals crucial detail about gain levels and timing during the first tenth of a second of a reverb tail. The rotatable and zoomable 3D time/frequency plot reveals even more about damping, EQ and resonances.

- Highest quality samples on the market.
- Legendary concert halls and studios.
- Versatile damping and hires-EQ section.
- Click-and-drag 3D sound placement.
- 'Size' parameter of the resonances and room modes.
- Gains and delays for direct early-reflection and tail.
- Waterfall diagram shows time-frequency behavior in 3D.
- Surround up to 192 kHz.
- Snapshot automation for mixing and post-production.

A rotating Virtual Reality movie helps you feel the presence of each space.

Snapshots let you automate complete preset changes.

Altiverb is the most efficient convolution reverb. Reduce CPU load even further with extensive settings.



Place the violins stage left, cellos stage right, and percussion in the back, all in stereo.



Use up to four bands of EQ, tailored for reverb tail adjustment, to fine-tune the sound.



Allaire studios — Shokan, NY

Haydn Hall — Eisenstadt

Mechanics Hall — Worcester, MA

Forest Agorrlitz — Netherlands



[www.allairstudios.com](http://www.allairstudios.com)

Schubert Hall — Vienna

[www.mechanicshall.org](http://www.mechanicshall.org) — Photo by Steve Rosenthal

Sound on Sound Studios — NYC  
[www.soundonsoundstudios.com](http://www.soundonsoundstudios.com)



## The control room.

The PreSonus **Central Station™** is the missing link between your MOTU recording interface, studio monitors, input sources and the artist. Featuring 5 sets of stereo inputs (3 analog and 2 digital with 192kHz D/A conversion), the Central Station allows you to switch between 3 different sets of studio monitor outputs while maintaining a purely passive signal path. The main audio path uses no amplifier stages including op amps, active IC's or chips. This eliminates coloration, noise and distortion, enabling you to hear your mixes more clearly and minimize ear fatigue. In addition, the Central Station features a

complete studio communication solution with built-in condenser talkback microphone, MUTE, DIM, two separate headphone outputs plus a cue output to enhance the creative process. A fast-acting 30 segment LED is also supplied for flawless visual metering of levels both in dBu and dBfs mode. Communicate with the artist via talkback. Send a headphone mix to the artist while listening to the main mix in the control room and more. The Central Station brings all of your inputs and outputs together to work in harmony to enhance the creative process and ease mixing and music production.



## The faders.

Imagine the feeling of touch-sensitive, automated Penny & Giles faders under your hands, and the fine-tuned twist of a V-Pot™ between your fingers. You adjust plug-in settings, automate filter sweeps in real-time, and trim individual track levels. Your hands fly over responsive controls, perfecting your mix — free from the solitary confinement of your mouse. Mackie Control delivers all this in an expandable, compact, desktop-style design forged by the combined talents of Mackie manufacturing and the MOTU Digital Performer engineering team. **Mackie Control Universal** brings large-console, Studio A prowess to your Digital Performer desktop studio, with a wide range of customized control features that go well beyond mixing. It's like putting your hands on DP itself.

## The desk.

When you're on the road and looking to record a full band, the Mackie **Onyx™** series of mixers from Mackie is the perfect complement to your MOTU Traveler. Whisper quiet and built like a tank, Onyx mixers feature an all-new mic preamp design capable of handling virtually any microphone. With the optional Firewire card, you can connect an Onyx mixer to your laptop with a single Firewire cable and have all the extra mic preamps and line inputs you need to capture every drum mic, vocal mic, individual synth output and DI the band throws at you. Since Digital Performer works seamlessly with multiple Core Audio devices, configuring a Traveler/Onyx system is a snap.



## The monitors.

The Mackie **HR Series Active Studio Monitors** are considered some of the most loved and trusted nearfield studio monitors of all time, and with good reason. These award-winning bi-amplified monitors offer a performance that rivals monitors costing two or three times their price. Namely, a stereo field that's wide, deep and incredibly detailed. Low frequencies that are no more or less than what you've recorded. High and mid-range frequencies that are clean and articulated. Plus the sweetest of sweet spots. Whether it's the 6-inch HR-624, 8-inch HR-824 or dual 6-inch 626, there's an HR Series monitor that will tell you the truth, the whole truth, and nothing but the truth.



(800) 222-4700  
www.sweetwater.com

FREE SHIPPING  
SPEDDY FEDEX DELIVERY  
MOST ORDERS SHIP SAME DAY



# Doing It on Purpose

By Larry the O

Understanding the real purpose of any undertaking is crucial to guiding an endeavor to success. When you don't understand the essence of an effort, it is easy to operate from a wrong set of priorities. But in practice, one can easily miss the forest for the trees, especially with projects that involve a lot of detail. Naturally, this problem multiplies in groups because varying interpretations of the mission can produce divergent sets of priorities.

Even two people with the same destination may approach it with very different ideas about the point of the exercise. A friend of mine had quite a learning experience when making his first album. Not only was he finding his way through the recording process, but he was also learning about songwriting and arranging. Most of his learning took place at the sessions; that is, he was writing in the studio, which would have been fine except that the album's producer-engineer preferred a more disciplined recording approach and expected much more pre-production than the artist had done. The producer's objective was to bring the

choose material according to our tastes.

There is also the "why do I put myself through it?" test. Consider the question of working cheaply or for free. There are many good reasons to do so, such as to support worthy charity benefits, get greater public exposure, widen professional contacts, gain experience, do a favor for a friend, and so on. Time is money, though, as are expenses. So you need to decide whether playing for low pay is actually an investment toward a hoped-for return of some sort.

That said, if after six years you are still working for peanuts in order to enlarge your contact base, you need to ask yourself why you're doing it. By that point, you should have either a bunch of great contacts or some other reason for continuing to work cheaply.

Clarity of purpose once saved me from considerable emotional pain, if not financial loss. I provided the majority of the funding for my band's album, mixed the album, produced the sessions, and called in a lot of accumulated favors to make things happen. I was aware that I was putting a lot on the line for a band that I knew to

be volatile. I had to weigh the possibility that I might never see any of what I was owed come back.

After intense reflection, I concluded that if the album turned out the way I realistically thought it could, it would be worth doing as a musical and production statement, regardless of the financial loss. I had access to great facilities and the

opportunity to finally make an album the way I thought it should be done.

You've already guessed that I lost all my money, but it's a work I'm proud to have played a part in, and I have never once had a second thought or a regret about the time, the energy, the equipment, or the money I put into making that album. Incidentally, it eventually became somewhat of a cult favorite, not that that helped my bottom line.

It is all too common to realize after the fact that our objectives—or someone else's—were not what they seemed to be initially. All we can do is to continually try to gain and maintain enough perspective to examine all of our possible reasons for doing something, and then discern which is driving us and why. **EM**

## If after six years you're still working for peanuts in order to enlarge your contact base, you need to ask yourself why you're doing it.

project to completion, while the artist was fashioning an étude out of the album-making experience. Both wanted a finished disc, yet they differed fundamentally on how they were trying to accomplish it. The result was friction between them.

Decision making is surely enhanced by clarity of purpose, too. A soul-funk band that I play with started working on new material that took the band in a more contemporary R&B direction, which made some members unhappy. In considering the material, I tried to examine the band's real reason for playing. Was it to work the events circuit? If so, then we should learn the material that would please the audience. But if the band existed so that we could play the dance music we liked and see how far we could make that go, then we should



# IS IT POSSIBLE to get the protection of a hard shell and the convenience of a soft shell in one case?

All Body Glove instrument case products use water resistant, luggage grade nylon. Dual-sided high density plastic and heavy gauge zippers keep your instrument safe from the elements as well as the rigors of the road.

Cases and covers available for Keyboards, Cymbals, Bass, Mics, Accessories and more

Proprietary Hybrid Hard/Soft shell case design for maximum protection and maximum convenience

Universal sizes available for all standard Acoustic, Bass, Classical, and Electric guitars

Oversized storage compartments

Four Point Backpack with lumbar support and waist anchor

Removable Amp Wallet: Take everything that you need on stage, or in the studio, with you! Mounts to the top of your amplifier.

Limited Lifetime Warranty

## IT IS... if it's a Body Glove case.

MORE INFO AT [WWW.EBLITZAUDIOLABS.COM/BODYGLOVE](http://WWW.EBLITZAUDIOLABS.COM/BODYGLOVE)

Distributed By

**eBlitz**  
AUDIO LABS

615 N. Nash St. Suite 206-B • El Segundo, CA 90245  
310-322-3333 Phone • 310-322-3334 FAX • [contact@eblitzaudiolabs.com](mailto:contact@eblitzaudiolabs.com)



**BODY GLOVE**  
PROTECT THE CORE

**MOTU**  
motu.com



**MOTU**  
*Symphonic*  
INSTRUMENT

Universal Plug-in Compatibility (AU, MAS, RTAS, VST, DXi).

8GB orchestral sound library with hundreds of instruments.

Convolution reverb for authentic acoustic spaces.

Load sounds into MachFive for consolidated access.

Superb sound quality with the 32-bit UVI Engine.

Instant access to all parameters in one window.

Unlimited polyphony and ultra-low software latency.

Create multitimbral stacks and layers in seconds.

Visit [motu.com](http://motu.com) for video and MP3 demonstrations.

...strings...brass...woodwinds...orchestral percussion...horns...classical choirs...pipe organs...concert pianos...period instruments...tutti orchestra/strings/brass...string/brass/wind ensemble

MOTU