

Fix Those Out-of-Tune Vocals

OCTOBER 2007

Electronic Musician

PERSONAL STUDIO | RECORDING | SOUND DESIGN

**RECORD
WITH ANYONE,
ANYWHERE,
ANYTIME**

**Build Your Own
Echo Chamber**


**How Artist Endorsements
Really Work**

*Thomas Dolby on
Online Collaboration*

REVIEWS

**Celemony Melodyne
Sony Sound Forge 9
PreSonus FaderPort
Frontier AlphaTrack
and 7 more**

A PENTON MEDIA PUBLICATION



WWW.EMUSICIAN.COM

World Radio History



my music
my studio
my story

MY RØDE

Introducing the new RØDE M3.

Designed with versatility in mind, the new RØDE M3 microphone is suitable for a wide range of applications in both studio recording and live performance. Extremely low handling noise also makes the M3 the perfect microphone for location recording and field reporting.

The M3's switchable high-pass filter enables you to cut out any unwanted low-end sources, while the three-step PAD (0,-10,-20dB) allows for the capture of loud sound sources.

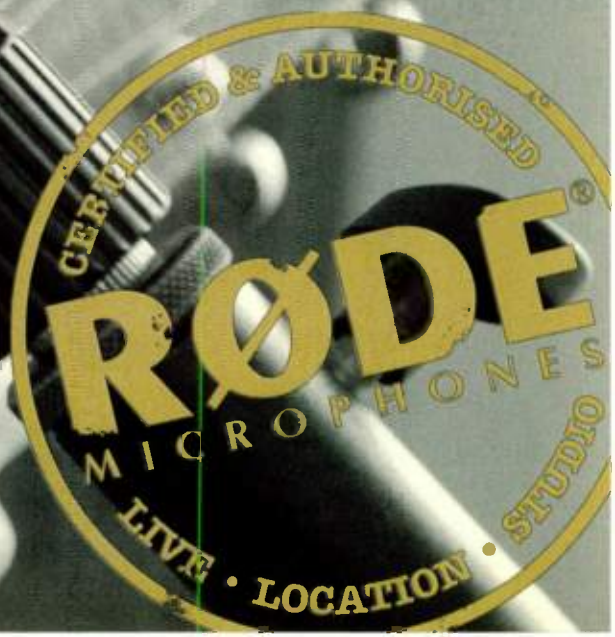
With support for both 9v battery or phantom power, and a ten year warranty*, you can be sure that your M3 is ready to work whenever and wherever you are.

Visit www.rodemic.com/m3 to learn more.

RØDE Microphones
(805) 566 7777

*online registration of microphone required

World Radio History



KORG

INSPIRED TO CREATE. CREATED TO INSPIRE.



R3 SYNTHESIZER/
VOCODER



R3al Power. R3ady to Play. R3 Synth & Vocoder.

This is the R3: the synth that begs to be played, and performs when pushed. It's armed with speaker-shaking sound and an array of features that blows comparable synths away. The R3 is extraordinarily sophisticated and deep, with RADIAS-derived features, yet compact and fun to play.

Korg's multi-synthesis MMT engine, exclusive Formant Motion vocoding, editing software, and so much more make it the go-to synth for both the seasoned player and the DIY multi-instrumentalist alike. So grab the R3 when you need real power - or when you just want to play.

R3. PLAY IT.

Go to www.korg.com/R3 for the full range of features, demos and more.

► R3
Shown
with included
detachable
gooseneck
microphone.



TASCAM

Firewire Audio/MIDI/Control



YOU WANT CONTROL. NOW YOU CAN HAVE IT.

The FireOne Audio/MIDI/Control interface is the fast and easy way to connect with your favorite audio program. Optimize your workflow with the FireOne's 96k/24-bit audio, 16 channels of MIDI, Hi-Z guitar input, TASCAM Pro mic preamps with phantom power, Windows/Mac compatibility and more. All housed in a sleek design ruggedly built to work fast, feel good and turn heads. Create, produce and perform out of the box with the included Ableton Live Lite 6 TASCAM Edition Audio/MIDI sequencer. Take control.



FireOne Audio/MIDI/Control

TASCAM

MAKE IT HAPPEN

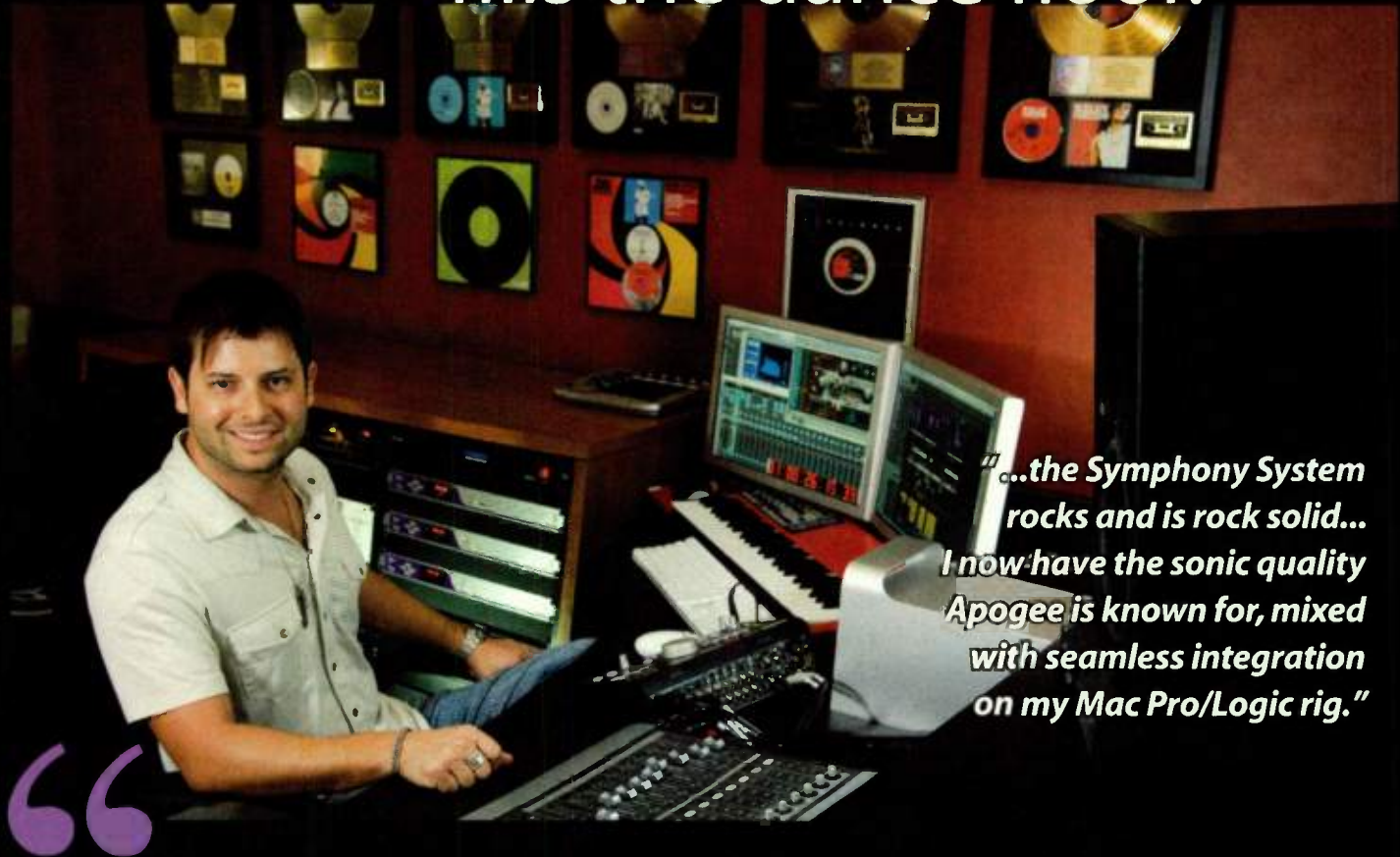
www.tascam.com/fireone

FRONTIER
DESIGN
GROUP

© 2007 TASCAM
Specifications subject to change.



A **Symphony** that fills the dance floor.



"...the Symphony System rocks and is rock solid... I now have the sonic quality Apogee is known for, mixed with seamless integration on my Mac Pro/Logic rig."

Vincent di Pasquale

Producer, Artist, Remixer

"Most simply put, the Symphony System rocks and is rock solid! With most big projects, I prefer mixing 'out of the box' through an analog console. Being a Logic user, **my new Symphony System is hands down the best sounding I/O option with plenty of expandability for larger track counts.** The other big bonus is the Big Ben clock, the C777, built right into the AD-16X. The timing precision is so solid, and with the simple user interface, I easily know all is running smoothly. I now have the sonic quality Apogee is known for, mixed with seamless integration on my Mac Pro/Logic rig. Life in the studio is good!"

Recent projects:

Nelly Furtado, Justin Timberlake
Mariah Carey, Missy Elliott, Nadia Ali



The Symphony System:

Apogee X-Series & Rosetta Series Converters,
Apple's Mac Pro & Logic Pro

See Vincent's system and more Symphony users at:
www.apogeedigital.com



INSIDE

FEATURES

31 MASTER CLASS: PITCH FIXERS

When used subtly, pitch correction can make the difference between a mediocre vocal track and a stellar take. We show you how to get the most from your pitch correction plug-ins. *By Michael Cooper*

COVER STORY


38 THE WORLD IS YOUR WORKSTATION

Online collaboration services let you record, jam, and network with players around the world, including top-name studio musicians and mix engineers. We take a look at these services and how they work. We also ask Thomas Dolby about his experiences with remote collaboration. *By Marty Cutler*

53 DIY: CHAMBER MADE

There's nothing like the natural reverb of a real room to add life to your mix. Learn how to build your own echo chamber—it's easier than you think! *By Dave Simons*

Electronic Musician® (ISSN 0884-4720) is published monthly with an extra issue in October by Penton Media, Inc., 9800 Metcalf Ave., Overland Park, KS 66212 (www.penton.com). This is Volume 23, Issue 10, October 2007. One-year (13 issues) subscription is \$24. Canada is \$30. All other international is \$50. Prices subject to change. Periodicals postage paid at Shawnee Mission, KS, and additional mailing offices. Canadian GST #129597951. Canadian Post International Publications Mail Product (Canadian Distribution) Sales Agreement No. 40597023. Canadian return address: Henschip International, P.O. Box 25542, London, ON N6C 6B2. POSTMASTER: Send address changes to *Electronic Musician*, P.O. Box 15605, North Hollywood, CA 91615.



PAUL BOY

DEPARTMENTS

- 10 FIRST TAKE
- 14 LETTERS
- 18 EMUSICIAN.COM TABLE OF CONTENTS
- 20 WHAT'S NEW
- 120 MARKETPLACE
- 123 CLASSIFIEDS



53



INSIDE

COLUMNS



106

- 28 **TECH PAGE** **Look Ma, No Wires!**
A new technology that delivers power through the air
- 62 **MAKING TRACKS** **Going DAW to DAW**
OMF and AAF are a giant step forward in DAW interchangeability.
- 66 **SOUND DESIGN WORKSHOP** **Morphology**
Oscillator morphing is one of u-he Zebra 2's best-kept secrets.
- 68 **SQUARE ONE** **Sawing Logs**
Logarithms are used in many audio applications. Learn how they work and where you'll come across them.
- 72 **MUSIC BUSINESS INSIDER** **Q&A: Ted Burger**
An artist-relations manager explains endorsement deals.
- 130 **PRO/FILE** **Music Without Borders**
Balkan Beat Box's *Nu Med* mixes genres and recording methods.

76 **CELEMONY SOFTWARE**
Melodyne Studio 3.2.1
(Mac/Win) pitch- and time shifting software

80 **NOVATION Remote Zero SL**
(Mac/Win) USB MIDI control surface

86 **SONY CREATIVE SOFTWARE**
Sound Forge 9.0a (Win) multichannel audio editor

92 **SOLID STATE LOGIC XLogic**
Alpha Channel microphone preamp

100 **FRONTIER AlphaTrack** (Mac/Win) and **PRESONUS FaderPort** (Mac/Win) compact USB control surfaces

106 **GUYATONE Ultram and Ultram** effects stompboxes

REVIEWS

112

QUICK PICKS

Mojave Audio MA-100 tube microphone

FabFilter Timeless 1.0 (Mac/Win) delay plug-in effect

Samson VR88 ribbon microphone

Eiosis ELS Vocoder 1.2 (Mac/Win) vocoder DSP effect



112



Hit the pads, trigger the music
to trigger MIDI files or audio clips at your command

Feel the keys

The best feeling keyboard found in any controller



Built-in USB Audio I/O

Makes the VX your complete music production studio



The Most Powerful Ever

Built-in 32bit CPU and Multi-function expansion slot



Get Motorized

The world's first controller with motorized faders for DAW mixing control



U-CTRL

The smile button for easy setup with most DAW software

VX5 6 7 8 INTELLIGENT KEYBOARD

**VX - A Breakthrough Hardware Fusion
3-in-1 synthesizer, MIDI keyboard, and U-CTRL.**

- 49 notes, 61 notes, 76 notes and 88 notes. Graded hammer action weighted keyboard (VX8) and semi-weighted keyboard (VX5/6/7), initial and after touch, velocity sensitive
- 9*60mm motorized faders for DAW mixing control
- Built-in 2-channel USB audio interface with 2 mic/line inputs, 2 line outs, and 2 headphone outs
- 12 programmable velocity sensitive trigger pads, 8 knobs with center demarcation, 9 endless encoder knobs, DAW transport controls, pitch bend and mod wheel, ribbon and breath controllers, and 2 programmable pedal inputs
- USB MIDI, USB hub functionality, 4 MIDI outs and 1 MIDI in
- U-CTRL for easy setup with most DAW software
- Class-compliant with windows Vista/XP and Mac OS X

CME

Always One Step Ahead

www.cme-pro.com



Distributed by www.keysound.com



World Radio History

Are You an Audio Insider?

If you are a regular visitor to emusician.com, you've probably noticed that some of our articles are now accessible only with a paid registration. In early August we launched an exciting new premium-content site called Audio Insider (AI). However, the transition has been confusing to some of our readers, so before I give you the scoop on AI, let me explain how *Electronic Musician* and emusician.com relate to one another.

Last month I introduced the digital edition of EM, which is identical to the print version but adds the convenience of clickable links. An annual digital subscription costs the same as for print (\$23.97); for \$6 more (\$29.97) you can get both the electronic and paper editions. Digital edition subscribers receive EM in full before it hits the newsstand.

Beginning this month, much of the current issue will go online at emusician.com immediately. Many articles will be available for free, such as "What's New," the review section, product round-

ups, "Square One," and "Tech Page." Keeping "Square One" free allows us to refer readers to important articles about audio and recording fundamentals. (In fact, we will soon launch eMusician 101, a free area on emusician.com that conveniently aggregates all such articles.) On top of that, more multimedia content is being added to emusician.com on a monthly basis, including Podcasts and videos. The remaining features and columns will become part of Audio Insider when they go online each month.

But you get more from being an AI member than the ability to see the current issue on the Web. You'll have access to EM's most sought-after archive articles, as well as downloadable sounds and exclusive video tutorials and Podcasts. The standard membership also

includes a subscription to the digital edition of EM, and lets you read articles from *Mix* and *Remix* so you can further expand your knowledge about music technology. To sweeten the deal, you'll receive benefits with music-industry services from major players: a duplication discount from Discmakers; 10 minutes of free tech support from Obedia; a year of free Web hosting on Broadjam; and discounts on purchases at MixBooks.com. If you're not sure you're ready for a yearly commitment to Audio Insider (\$49.95), you can try it out for a month (\$5.95).

If you are serious about audio production, check out the premium AI membership (\$99.95), which gives you an annual digital-edition subscription to all three magazines. We'll even send you a Mix UA-1 large-diaphragm condenser mic when you sign up for the premium level of AI. For more details, visit us online.

EM will continue to put cool stuff on emusician.com. For example, Senior Editor Mike Levine has posted an interview with Thomas Dolby, who graciously gave us a few moments of his time as he prepared for a new album and tour. TD last appeared on our cover in June 1986, and it seemed appropriate to include him in our feature on Web-based collaboration because his career epitomizes the DIY attitude toward music technology that is at the core of EM's coverage.

Many other things are in store as we keep you abreast of new technologies. So stay tuned!



Gino Robair
Editor

EDITOR

Gino Robair, grobair@emusician.com

EDITOR IN CHIEF/DIRECTOR OF TECHNOLOGY

Steve Oppenheimer, soppenheimer@emusician.com

SENIOR EDITOR

Mike Levine, mlevine@emusician.com

ASSOCIATE EDITORS

Geary Yelton, gyelton@emusician.comDennis Miller, emeditorial@emusician.comLen Sasso, emeditorial@emusician.com

COPY CHIEF

Maria Miyashiro, mmiyashiro@emusician.com

GROUP MANAGING EDITOR

Sarah Benzuly, Sarah.Benzuly@penton.com

GROUP EDITORIAL ASSISTANT

Tracy Katz, tkatz@emusician.com

CONTRIBUTING EDITORS

Michael Cooper, Marty Cutler, Larry the O,

George Petersen, Scott Wilkinson

EDITORIAL DIRECTOR

Tom Kenny, tom.kenny@penton.com

DIRECTOR OF AUDIENCE AND BUSINESS DEVELOPMENT

Dave Reik, Dave.Reik@penton.com

ONLINE AUDIENCE DEVELOPMENT MANAGER

Tami Needham, Tami.Needham@penton.com

GROUP ART DIRECTOR

Dmitry Panich, Dmitry.Panich@penton.com

ART DIRECTOR

Laura Williams, Laura.Williams@penton.com

INFORMATIONAL GRAPHICS

Chuck Dahmer, chuckd@chuckdahmer.com

EXECUTIVE VICE PRESIDENT

Darrell Denny, Darrell.Denny@penton.com

VICE PRESIDENT

Jonathan Chalton, Jonathan.Chalton@penton.com

EXECUTIVE ASSISTANT

Natalie Stephens, Natalie.Stephens@penton.com

ASSOCIATE PUBLISHER

Joe Perry, Joe.Perry@penton.com

EASTERN ADVERTISING DIRECTOR

Michele Kanatous, Michele.Kanatous@penton.com

EAST COAST ADVERTISING MANAGER

Jeff Donnenwerth, Jeff.Donnenwerth@penton.com

SOUTHWEST ADVERTISING MANAGER

Albert Margolis, Albert.Margolis@penton.com

LIST RENTAL

Marie Briganti, (845) 732-7054, marie.briganti@walterkarl.infousa.com

MARKETING DIRECTOR

Kirby Asplund, Kirby.Asplund@penton.com

MARKETING COORDINATOR

Clarina Raydmanov, Clarina.Raydmanov@penton.com

SALES EVENTS COORDINATOR

Jennifer Smith, Jennifer.Smith@penton.com

CLASSIFIEDS/MARKETPLACE ADVERTISING DIRECTOR

Robin Boyce-Trubitt, Robin.Boyce@penton.com

CLASSIFIEDS/SPECIALTY SALES MANAGER

Kevin Blackford, Kevin.Blackford@penton.com

CLASSIFIEDS PRODUCTION COORDINATOR

Jamie Coe, Jamie.Coe@penton.com

GROUP PRODUCTION MANAGER

Melissa Langstaff, Melissa.Langstaff@penton.com

ADVERTISING PRODUCTION COORDINATOR

Jennifer Scott, Jennifer.Scott@penton.com

OFFICE MANAGER

Lara Duchnick, Lara.Duchnick@penton.com



d digidesign

M-AUDIO

SOFTIMAGE

Avid

MAKE YOUR MARK

MUSIC | 3D | VIDEO | FILM

New artists and guests just added—get the latest and register at MakeYourMark.avid.com

Coming in October:

Boston – New York – Los Angeles – San Francisco

If you're serious about growing your skills as an artist, understanding the latest tools is a key part of your success. Enter the Make Your Mark tour—a series of free events where you'll experience the latest and greatest from four creative technology leaders. Immerse yourself in the most advanced digital content production tools on the pc platform, mingle with the minds behind the gear, check out artist-hosted demos and hear industry experts reveal what it takes to break into the biz. Networking opportunities like this are a great way to kick-start your professional career, so sign up for the Make Your Mark tour today before space fills up.

Sponsored by

Microsoft

World Radio History

M Series

ACTIVE STUDIO MONITORS

"Right out of the box, the M-606's instantly impressed me more than any other studio monitors have before."


DJ Skribble
DJ / Producer

Designed for class and built for power and precision, the M-Series Active Studio Monitors easily produce a crisp and extensive range of frequencies, perfect for professional studios seeking versatile monitors. From small mixing environments to multi-channel surround sound setups, these monitors provide a truly professional level of accuracy, sonic clarity and transparency, giving you the ultimate combination of full range monitoring!

iKEY
ikey-audio.com

focal press books

Two new editions of classic bestselling titles!



Surround Sound: Up and Running, 2ed
By Tomlinson Holman

President of TMH Corporation and one of the prominent figures in audio today, widely known for his development of new products and processes in the field of audio and video, including the THX Sound System.

ISBN 13: 9780240808291
\$44.95



Mastering Audio, 2ed
By Bob Katz

Three time Grammy Award winner and inventor.
ISBN 13: 9780240808376
\$39.95

See us at
AES
booth 746

f
Focal
Press

Go to www.focalpress.com to see more new titles like:
The MIDI Manual: A Practical Guide to MIDI in the Project Studio, Third Edition
Analog Synthesizers: Understanding, Performing,
Buying- from the legacy of Moog to software synthesis

Penton Media

CHIEF EXECUTIVE OFFICER

John French, John.French@penton.com

CHIEF FINANCIAL OFFICER

Eric Lundberg, Eric.Lundberg@penton.com

VICE PRESIDENT, GENERAL COUNSEL

Robert Feinberg, Robert.Feinberg@penton.com

EDITORIAL, ADVERTISING, AND BUSINESS OFFICES:

6400 Hollis St., Suite 12, Emeryville, CA 94608, USA
(510) 653-3307

SUBSCRIBER CUSTOMER SERVICE: To subscribe, change your address, or check on your current account status, go to www.emusician.com and click on Customer Service for fastest service. Or email electronicmusician@pubservice.com, call toll-free (866) 860-7087 (U.S.) or (818) 487-2020 (outside the U.S.), or write to PO Box 16886, North Hollywood, CA 91606.

REPRINTS: Contact FosteReprints to purchase quality custom reprints or eprints of articles appearing in this publication at (866) 436-8366 [(219) 879-8366 outside the U.S. and Canada]. Instant reprints and permissions may be purchased directly from our Web site; look for the RSI/Copyright tag appended to the end of each article.

BACK ISSUES: Back issues are available for \$10 each by calling (800) 245-2737 or (815) 734-1216.

PHOTOCOPIES: Authorization to photocopy articles for internal corporate, personal, or instructional use may be obtained from the Copyright Clearance Center (CCC) at (978) 750-8400. Obtain further information at www.copyright.com.

ARCHIVES AND MICROFORM: This magazine is available for research and retrieval of selected archived articles from leading electronic databases and online search services, including Factiva, Lexis-Nexis, and ProQuest. For microform availability, contact National Archive Publishing Company at (800) 521-0600 or (734) 761-4700, or search the Serials in Microform listings at www.napubco.com.

PRIVACY POLICY: Your privacy is a priority to us. For a full policy statement about privacy and information dissemination practices related to Penton Media products, please visit our Web site at www.penton.com.

CORPORATE OFFICE: Penton Media, Inc.
249 West 17th Street
New York, NY 10011

COPYRIGHT 2007
Penton Media, Inc.
ALL RIGHTS RESERVED.



PRINTED IN THE USA.

ALSO PUBLISHERS OF MIX®, REMIX®, MUSIC EDUCATION TECHNOLOGY™, COMPUTER MUSIC PRODUCT GUIDE™, PERSONAL STUDIO BUYER'S GUIDE®, AND PERSONAL STUDIO SERIES.

WWW.EMUSICIAN.COM

*Pro Tools™ is everything I need
to make a hit record, Dawg!*



Get Real

SONAR™ 7

- > SONAR is made for musicians by musicians
- > SONAR offers the best audio quality in the industry: 64-bit end to end
- > SONAR places no artificial limits on your production: unlimited tracks, busses, & inserts
- > SONAR has better music creation features, our specialty for over 20 years
- > SONAR offers superior instrument integration & control
- > SONAR is backed up by Cakewalk's unparalleled customer service

Find out more at www.cakewalk.com/sonar

SONAR is a trademark of Twelve Tone Systems, Inc. Pro Tools is a trademark of Digidesign, a division of Avid technology, Inc.



Letters

Emotional Recordings

I readily identified with the discussion of capturing emotion in recordings (see "Production Values: Pushing the Right Buttons" in the July 2007 issue of EM). In particular, I could relate to the million-dollar question: why do performances sound so gripping on analog?

As a veteran of countless hours of sessions, both analog and digital, dating from the early 1970s until now (and on both sides of the control room glass), my answer to that

over a period of many years. But never does the emotion come from the equipment. That can only come from the performers. Bill Bottrell's approach—namely, to go for early takes and immediacy—is an excellent one for capturing emotion. If more sessions were still done as if you couldn't pitch-correct, cut and paste, or even punch in, we would hear a lot more of that old emotion in contemporary recordings, regardless of which recording technology is used. Of course, that approach

all because of MySpace. We also met DJ Ambition, who is now a third member of our band.

Our songs were being played at well-known clubs, and we're very grateful about that to this day—but how many times should your songs get played until you get signed? When we finally realized how good of a promotion site MySpace is, we extended our music to magazines, radio stations, and so on, and then we met you.

Since you wrote about us in your e-newsletter, *eMusician Xtra*, a lot of opportunities have emerged: a horror movie project starting production next spring, possible deals with two record labels, bookings for electronica/industrial

Electronic Musician is an essential aspect of learning for any progressive musician, engineer, or producer.

question is that there was a greater number of gripping performances taking place in studios in the analog days. Technology required it. The studio clock was ticking, editing options were limited, and even punching in was a suspenseful event for all involved (particularly for the person pushing the red button). A bad punch was not undoable and could be very costly. Consequently, on an analog recording session, the energy level on both sides of the glass was high. That energy could be heard in the performances.

While I don't deny the sonic differences between analog and digital, the fact is that engineers are still discovering new ways to make digital technology more expressive, just as they did with analog, in both cases

would also cost a lot of "artists" their careers, and that, more than any technological advancement, would pave the way for better music recordings.

Daniel O. Baker
via email

Networking to Success

We would like to thank you again for your support and for allowing us the opportunity to express how we have been blessed during the past year.

We (Dehn and Tania from the band Pavmire) joined MySpace last June. Since then we have been getting booked for shows in downtown Houston, Texas, and have been recognized by DJs, record labels, promotion companies, and magazines,

events, collaborations with other bands (including a compilation CD with the electronica band Dyksick), a contact from Paul Cooke (former member and founder of Sade) wanting to produce a track for us, and more fans. So many wonderful things are happening to us, and we think we left out a few!

When we met, Dehn was the only member of Pavmire, and Tania had just come from serving a year in Iraq. Both of us had big dreams of being famous musicians, and now, because of MySpace and you, it is all happening. Anything that not only helps you be heard but also builds your résumé will increase the possibility of making it big. Years ago, it was very difficult just to get record labels to

MM6

CODE NAME: "Mini Mo"

The MM6 synthesizer not only features sounds from the Motif, but the quick edit knobs and arpeggios to control them. You can jam over the top of the street smart grooves with layered or split sounds in Performance mode. When you're ready to record your music, you can record the grooves and keyboard parts directly to the on board song sequencer. For even greater flexibility, connect to your computer via USB and use the bundled Cubase software. Whether you're just jamming with friends or working on complete music productions, the MM6 lets you hit the streets in style.

PLAY—The MM6 not only features key sounds from the Motif, but also the arpeggios to go with them and the category search function to make them easy to find.

TWIST—Your sounds, your way in real time using four dedicated control knobs.

JAM—Over tons of street smart beats in 64 User editable performances that include keyboard splits and layers.

CREATE—Your own songs by recording directly to the on board 16 track sequencer.

PRODUCE—Your music, just connect the MM6 to your computer via USB and use the included Cubase music production software.



YAMAHA

©2007 Yamaha Corporation of America. All rights reserved. www.yamaha.com

For Tips and Tricks:
www.motifator.com



Next Month in EM

Using Large-Diaphragm Dynamic Mics

They're not just for recording kick drums! We show you how large-diaphragm dynamic mics can be used in a variety of ways, including voice and brass tracking.

Production Values:

Omar Hakim

This legendary drummer has played with superstars such as Miles Davis and Sting. Learn how Hakim mics his acoustic kit and works with electronic drums in his unique personal studio.

Dramatic Special Effects

With just a few basic tricks, you can bring mechanical and synthesized sounds to life and create surrealistic effects for film and games.

Making Tracks:

Automation in FL Studio

Use FL Studio's Peak Controller and Formula Controller to create complex modulation contours for track parameters such as level, panning, and EQ.

Sound Design Workshop:

Monster Patch

Where's the beef? Look no further—stacking waveforms can help you get thicker, heftier synth sounds.

Square One:

Vocal-Processing Basics

Brush up on your skills with these proven techniques.

... and much more

Letters

listen to your demo. Now MySpace has made it easier.

Thanks again. We are forever indebted to you for your support. Next time, we just may be on the cover! (Hint, hint.) Lots of love to the staff at *Electronic Musician*.

Pavmire

www.myspace.com/pavmire02
via email

KP3-Inspired Tips

I just wanted to let you know how much I enjoy your magazine's helpful reviews and articles. In the July 2007 issue of EM, I read the Korg KP3 review by David Battino, even though I already own one.

Some good news for EM readers: I've installed the latest firmware updates, and the MIDI sync issues have been resolved. (I can't speak for Auto BPM, as I don't have a need for it.)

I am already a staunch devotee of the KP3, so the reviewer's "Loop Trigger Hack" was a real gem of a tip! It would be great if all your reviewers went to the depth that Mr. Battino has, providing the reader with useful undocumented features.

Lastly, I suggest that EM readers not go into a KP3 purchase with any preconceptions of how they plan to use it. Rather, let it inspire you to all the possibilities. Thanks again.

Mark Kunoff

Bloomington, Indiana

OurSpace

Electronic Musician keeps me informed about the latest upcom-

ing and existing technologies I need to maintain a modern studio. As a sound designer and producer, I rely on *Electronic Musician* to bring diverse resources together in one format, saving me much time when searching for new devices and methods of sound production.

Electronic Musician is an essential aspect of learning for any progressive musician, engineer, or producer. Thanks, and keep up the great work!

Benjamin

www.myspace.com/geodemoaic
via MySpace

You guys always come up with great ideas for each issue. The article on common mixing mistakes (see "Twelve Common Mixing Mistakes" in the July 2007 issue) was a genius idea. Good job and thanks to all the staff at EM. From the editors to the people taking the pictures, you guys set the standard when it comes to making a music magazine.

Nico Canada

www.myspace.com/nicocanadamusic
via MySpace

We Are All Musicians

I was amazed and pleased to see that you did a story on the many musicians who have physical disabilities (see "Overcoming Adversity" in the May 2007 issue of EM). These people always get overlooked and deserve recognition like everyone else. Thank you for taking the time to acknowledge *all* people that create music.

Carmen Rizzo

Hollywood, California

Error Log

September 2007, "Build a Personal Studio on Any Budget," pp. 56 and 58. The correct name of the remote stereo recorder in the killer postproduction and sound-design studio is the Korg MR-1000. **EM**

We Welcome Your Feedback

Address correspondence to:

Letters

Electronic Musician

6400 Hollis Street, Suite 12

Emeryville, CA 94608

or email us at emeditorial@emusician.com.

Published letters may be edited for space and clarity.

No sales tax collected on orders placed outside of Indiana

Sweetwater's shipping team works late into the evening to get your gear to you fast.

The Gear You Want, Brands You Trust *In Stock and Ready to Ship!*

A lot of retailers talk about having the gear you're looking for, but do you get it when you really need it? Our amazing new state-of-the-art distribution center is stocked full of the brands you want, ready to go out our door and straight to yours.

- Located in central U.S. for even faster delivery service
- Most orders ship the same day
- We use FedEx for dependable, quick delivery and safe handling



FREE SHIPPING*
NO MINIMUM PURCHASE
*ON MOST ORDERS
SEE WEBSITE FOR DETAILS.



Sweetwater

Music Instruments & Pro Audio

sweetwater.com • 1-800-222-4700

World Radio History



EMspotlight

Musician in Transition: Thomas Dolby

Over the years, Thomas Dolby has tackled nearly every aspect of the creative process, from songwriting and production to video direction and ringtone design. In this archive interview from 1987, Dolby talks about film scoring, collaboration, and why he refers to himself as an "inventor." By Craig Anderton. emusician.com/em_spotlight

EXCLUSIVE REVIEWS

Read all about the SoundToys Native Effects bundle and the TC Electronic Classic Booster + Distortion and Classic Sustainer pedals. Only on emusician.com.

PODCASTS

Thomas Dolby completely off the grid? In our exclusive Podcast interview, TD talks about his new album, the fall tour, and powering his studio with a wind generator and solar panels.



EM WEB CLIPS

EM WEB CLIPS Learn more online: these bonus audio, video, text, graphics, and MIDI files go into greater detail and give you additional information about the products and techniques covered in EM.

ARTICLE ARCHIVES

Looking for a certain story from the past? You can find issues dating back to September 1999 on our site.

emusician.com/issue_archive

ONLINE BONUS MATERIAL

Find exclusive reviews, video events, and supplemental articles that paint a broader picture of specific topics.



GET ON THE BUS!

Visit our blog, The Bus, for recording tips and tricks as well as discussions of exciting technologies and industry trends. Join the conversation by offering your comments.

blog.emusician.com/the_bus

SPECIFICATIONS

Check the specs: our tables get down to the nitty-gritty of gear reviewed in EM.

emusician.com/specs

See Product Specs
[@emusician.com](http://emusician.com)

E-NEWSLETTER

Our e-newsletter is a convenient way to hear about new products, contests, special offers, and industry news. eMusician Xtra is emailed to readers twice a week, and it's free. Sign up today!

emusician.com

M-AUDIO®

Meet the only mobile recorder
that sounds better than the MicroTrack.



palm sized

MicroTrack II Professional 2-Channel Mobile Digital Recorder

Sound matters—that's why the MicroTrack™ recorder has become the only choice for audio professionals worldwide. Now M-Audio has designed the MicroTrack II, featuring even higher audio fidelity, an extended input gain range, workflow enhancements including faster file transfer rate, and more. A new standard from the people who set the standard, the MicroTrack II delivers what's most important—superior-quality recordings.

- 2-channel WAV (BWF) and MP3 recording and playback
- new features include extended input gain range, analog input limiter and BWF file marking ability
- balanced 1/4" TRS inputs with line inputs and 48V phantom-powered mic preamps
- drag-and-drop file transfer to PC and Mac via high-speed USB 2.0
- storage via CompactFlash or Microdrives (not included)



Includes: stereo electret microphone, earbuds,
headphone extension cable with lapel clip, power supply,
USB cable (A to Mini B) and protective carrying case with mic pouch

▶ GET M-POWERED

www.m-audio.com

© 2007 Avid Technology, Inc. All rights reserved. Avid, M-Audio, the "M" logo and MicroTrack are either trademarks or registered trademarks of Avid Technology, Inc. All other trademarks contained herein are the property of their respective owners. Product features, specifications, system requirements and availability are subject to change without notice.

World Radio History

WHAT'S NEW

By Len Sasso

Hosa Technology Cue 5

Hosa Technology (www.hosatech.com) has introduced a cost-effective alternative to analog monitoring. The new Cue 5 all-digital monitoring system (\$899) keeps the signal entirely in the digital domain until it reaches the speakers. A 5.25-inch low-frequency woofer and a 1.5-inch silk-dome tweeter are mounted in a bass reflex enclosure with an oblong rear port, which minimizes turbulence and distortion. Each enclosure measures a compact 7 by 10.2 by 8.9 inches, and they have a combined weight of 22.5 pounds.



The key to this system is Hosa's proprietary Binary Drive all-digital signal path with integrated Class D amplification, which delivers 30W per channel to a 6Ω load, according to the manufacturer. Binary Drive accepts 24-bit signals at up to 96 kHz via optical or coaxial S/PDIF inputs, performs amplification and crossover

in the digital domain, and provides the low- and high-frequency signals to separate digital-to-analog converters that feed the woofers and tweeters. Included control software for the Mac and PC allows you to tailor the sound to your environment. The software includes 7-band parametric EQ along with independent volume, treble, bass, balance, and mute controls. If you're not quite ready to go all digital, you can feed the Cue 5's analog signals through balanced XLR, balanced ¼-inch TRS, or unbalanced RCA connectors.



Kurzweil SP2X Stage Piano

The new SP2X Stage Piano (\$1,390) from Kurzweil Music Systems (www.kurzweilmusicsystems.com) is designed for practice, songwriting, live performance, and studio recording. The instrument features 64-voice polyphony and 16-part multitimbral operation, and you get 16 multitimbral setups with 3 zones each for layers and splits. A built-in USB interface with MIDI In, Out, and Thru is used for data transfer and operating-system updates. The SP2X owes its 48-pound heft to a fully weighted, 88-note, hammer-action, Velocity-sensitive keyboard. The front panel houses a 3-character LCD, a volume slider, four multifunction knobs, buttons for program recall, and pitch-bend and modulation wheels. On the back, a stereo headphone jack and balanced ¼-inch TRS outputs are fed by 24-bit digital-to-analog converters.

The SP2X comes loaded with 64 factory programs covering acoustic pianos, electric pianos, strings, pads, mallets, and voice. A user-configured quick-access bank keeps 16 programs instantly available. Kurzweil is particularly proud of the sampled Triple Strike Grand Piano. For practicing, the unit includes 64 prerecorded drum grooves and a metronome. You also get a dual effects processor with 64 algorithms that cover reverb, distortion and enhancement, time-based effects, compression and EQ, and spatial processing. The SP2X contains Kurzweil's 24-bit Mara chip and is AC powered. You can purchase an optional piano-style double footswitch and a continuous controller pedal (\$49.95 each).

Native Instruments Audio 8 DJ

Native Instruments (www.native-instruments.com) has just released the second in its line of USB 2.0 audio interfaces. As the name implies, the Audio 8 DJ (\$449) has eight inputs and eight outputs



and is performance optimized for DJ applications. It was designed around Native Instruments Traktor 3 software for DJs, and a lite version, Traktor 3 LE (Mac/Win), is bundled with the interface. You can upgrade to the full

version for \$119 or to Traktor Scratch for \$299.

All inputs and outputs are on RCA connectors to accommodate turntables, CD players, and DJ mixers. Two of the four stereo inputs have software-switchable phono preamps, and you also get an alternative mic input for doing voice-overs. All inputs and outputs use studio-quality 24-bit, 96 kHz digital-to-analog converters from Cirrus Logic. A separate ¼-inch headphone output has its own level knob. Native Instruments' fourth-generation drivers achieve latencies as low as 4 ms. MIDI I/O allows synchronization to external MIDI gear and connection to MIDI controllers. The unit is bus powered, obviating the need for any AC connection. The top panel contains a full spate of LEDs to indicate status and levels.



THE NEW SOLSTICE

Next Generation Audio Workstation

Introducing Solstice, the first ever Rain digital audio workstation powered by AMD. Deep inside Solstice sits the newly redesigned AMD Athlon™ 64 X2 Dual Core processor, an engineering marvel that combines enormous power and amazing efficiency. Add all the tracks you need, pile on the plug-ins and play a whole orchestra worth of virtual instruments – Solstice doesn't even break a sweat.



Experience the next generation of AMD processors in the new Solstice by Rain

Starting at \$1499.95 as low as \$46 / month


SOLSTICE




RECORDING

Call 1-877-MIX-RAIN or visit
www.RainRecording.com/amd-powered-solstice

Audio Impressions Realtime Strings

Audio Impressions (www.audioimpressions.com) is now shipping the first installment of the massive orchestral sample library compiled over the last three years by film and TV composer Christopher L. Stone. Realtime Strings is available as either a complete Windows-based turnkey system (\$11,999) with all the necessary hardware and software, or as a sample library (Win, \$3,499) utilizing proprietary performance software together with Native Instruments Kontakt 2. The software-only system requires at least two PCs—one for the proprietary software and one for the sample library—and three are required to play all 70 stringed instruments in real time at 44.1 or 48 kHz sampling rates. Higher sampling rates require more computers. The turnkey system includes three

rackmount PCs.


Beyond the high-quality samples of all orchestral strings with dozens of articulations at up to 192 kHz, what sets Realtime Strings apart is the proprietary DVZ RT and Space software. DVZ RT (which implements the divisi orchestral scoring method) gives you total real-time control of voice allocation across a fixed complement of string players, eliminating organ-style voice buildup as parts are added. Space is a mic-bleed simulation application that lets you control room size, acoustics, and player positions, generating anything from 7.1 surround to mono output.



Antares Harmony Engine

Based on the throat-modeling technology first featured in its Avox series of plug-ins, Antares Audio Technologies' (www.antarestech.com) Harmony Engine (Mac/Win, \$349) makes easy work of generating vocal harmonies. It simultaneously generates four formant-corrected voices with individual character, vibrato, and pan settings. The plug-ins are available in AU, VST, and RTAS formats. The PC versions are Vista compatible and the Mac versions are Universal Binary.

Harmony Engine offers everything from automatic harmony generation to precise control of each note. You can specify a key and the desired scale intervals, provide a chord sequence complete with inversions and vocal ranges, or use real-time or



prerecorded MIDI to control the individual parts. Real-time MIDI control can be polyphonic (one channel) or multitimbral (four channels). You can even create special effects by freezing formants and pitches. With Voice and Harmony preset matrices, you can instantly recall favorite setups.

Sound Advice

The newest ReFill from **Propellerhead Software** (www.propellerheads.se) is *Abbey Road Keyboards* (\$229), a unique 16- and 24-bit collection of seven sampled instruments. All of them have resided at Abbey Road Studios in London since the 1960s and have been heard on titles ranging from the Beatles' *A Hard Day's Night* and Pink Floyd's *Dark Side of the Moon* to all three movies in the *Lord of the Rings* trilogy. Instruments include a 1905 Steinway Vertegrand piano with lacquered hammers, intentionally tuned to sound out of tune and affectionately known as "Mrs. Mills"; a Challen upright piano; a Hammond RT-3 and Leslie 122; a Mannborg Harmonium; a Schiedmayer celesta; Premier tubular bells; and a Mellotron 400 with strings, cello, and flute tapes.



Think you can't afford Vienna Instru-

ments? **Vienna Symphonic Library** (www.vsl.co.at) has recently released *Vienna Special Edition* (Mac/Win, \$445 Standard, \$595 Extended, \$1,040 Full), a "best of" collection at a down-to-earth price. The Standard Library supplies 28 sampled instruments and ensembles from the strings, brass, woodwinds, and percussion families, as well as harp, celesta, and Bösendorfer Imperial piano. Instead of offering additional articulations, the Extended Library gives you 35 more instruments, adding to the collection's timbral variety. They include saxophones, acoustic and electric guitar, and subsets of the Vienna Konzerthaus organ, Chamber Strings, and Epic Horns collections. All in all, the Full Library contains 80 GB of 24-bit, 44.1 kHz samples comprising a complete orchestra in AU and VST plug-in formats.

—Geary Yelton



ULTIMATE CONTROL

the new standard in portable midi control: ediol PCR-800/-500/-300



PCR-800



PCR-500



PCR-300



- 18 PROGRAMMABLE velocity pads with AFTERTOUCH
- 32/49/61 velocity-sensitive keys with AFTERTOUCH
- "DYNAMIC MAPPING" - intelligent assignment of controls
- 50 FULLY ASSIGNABLE CONTROLS, INCLUDING DEDICATED TRANSPORT BUTTONS
- NEW, UNIQUE CROSSFADER FEATURE FOR USE WITH DJ APPS & MOTIONDIVE.TOKYO



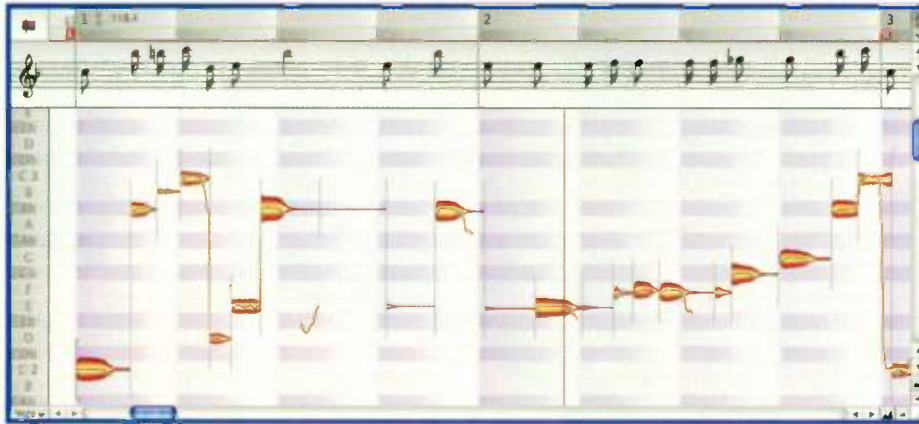
CAPTURE CREATIVITY www.rolandus.com/edirol

World Radio History

Celemony Melodyne 3.2

German software developer Celemony (www.celemony.com) has just released version 3.2 of its flagship pitch-shifting and time-stretching software (\$699). Updates are free for current Melodyne Studio and Melodyne Cre8 users. The new

pitch-shift polyphonic tracks by relatively large intervals without introducing the unwelcome artifacts caused by formant shifting. You use the simple Formant Tuning slider that appears when a polyphonic part is analyzed to tell Melodyne how much formant correction to apply. That ranges from none, for standard pitch-shifting, to the default medium setting that usually produces the most natural results, to extreme settings for special effects. Extreme settings are especially useful for percussion parts.



release fixes a number of bugs and has several important user enhancements as well as a major new feature: Polyphonic Formant Tuning (Studio version only). With that, you can

Although they don't get Polyphonic Formant Tuning, Melodyne Cre8 users do get an improved algorithm, called Percussive 2, that raises the level of percussion processing to that of Melodyne Studio. Operational improvements include new combination vertical and horizontal scroll/zoom sliders, the ability to open arrangements with missing audio files, better RAM and CPU optimization, and Activation Assistant software for easier online authorization.

Download of the Month

POLYFRACTUS MODEL 1.1 (MAC)

Model 1.1 (freeware) is an AU plug-in for the Mac from French musician and software designer Dragan Petrovic. The plug-in's name is a contraction of the words *modulation* and *delay*, both of which it does in the extreme. Delay times for its cross-feedback stereo delay range from 1 ms to 1 second. The primary source of modulation is a souped-up LFO for controlling the delay time. You get seven preset LFO patterns, and you can draw your own. For stereo enhancement, you twist a handy phase knob to shift the phase relationship of the LFO waveforms applied to the right and left stereo channels.

Once you have things moving around, you can inflict further damage with the built-in decimator and ring-modulator circuits. The decimator's effect is as enigmatic as the ring-modulator's is straightforward. Next in line are low- and high shelf filters with a dedicated envelope follower for modulating their levels. The signal path ends in a static, resonant lowpass filter that is useful for toning down the often-edgy results from the preceding stages. MIDI remote



control and automation are up to the host, but most modern DAWs offer both.

Model comes with a goodly assortment of factory presets ranging from subtle rhythm enhancers to typical feedback delays to extreme modulation and distortion (see [Web Clip 1](#)). The documentation is minimal, but not much is necessary. You'll find several other shareware and freeware effects on the Polyfractus Web site (www.polyfractus.com). If you still have Mac OS 9 lurking somewhere, try the multiple-loop player MMP.



You Do The Math



VST Capable Laptop
\$2495



61- Note Keyboard
Controller
\$499



Six Virtual Instruments
and Effects Plug-ins
\$1995

Approximate cost for computer based setup \$4889.

Extra time and effort necessary to become a computer technician, to manage software/hardware compatibility and upgrades -
"an immeasurable black hole in time"



Or compare it to the world-renowned **Kurzweil K2661**
at only **\$2995 MAP**

The K2661 comes pre-loaded with hundreds of incredible sounds and world class effects. With nearly limitless controller and programming capabilities and up to 32 layers per program, the K2661 can process 8 channels of audio in real-time through our legendary VAST synthesis engine... WITH NO NOTICEABLE LATENCY! Our custom hardware performs at lightning-fast speed, which means you'll always hear a note when you play it. Not so with most desktop systems.

Time and effort required to work reliably and sound great... about 10 seconds after power up.

YOU DO THE MATH



The Best Sounding Instruments in the World... Period.

KURZWEIL... SOUND
IT'S THE

www.kurzweilmusicsystems.com

19060 S. Dominguez Hills Drive, Rancho Dominguez CA 90220

World Radio History

Image Line Software Morphine

Image Line Software's (www.image-line.com) flagship sequencer for the PC, FL Studio, is known for its built-in collection of synths that sound and look different. Its latest synth, Morphine (Mac/Win, \$159), breaks the mold by being cross-platform and running both standalone and as a VSTi and AU plug-in. It is a 4-layer additive synth with full resynthesis capability, and it promises both low CPU drain and ease of use.


A Morphine layer starts with one or more harmonic snapshots (additive spectra), which you can draw in or generate automatically by analyzing any audio clip. Looping breakpoint envelopes are used to morph through snapshots. When more than one layer is active, you can also control the mix of



layers using MIDI or envelopes. Realism (through analysis-resynthesis) and motion are the keys here. Added goodies include a fifth sound generator for mixing in sampled sounds such as onset transients, PWM filters for each layer, and a chain of five effects: chorus, delay, reverb, EQ, and distortion. A collection of 340 presets covers the bases for anyone disinclined to get down and dirty with additive synthesis.


Get Smart

Almost anyone who records music nowadays needs to have a thorough understanding of synthesizers and effects processing. To that end, **Keyfax** (www.keyfax.com) has released *Sound Advice* (\$79.99), a 3-DVD video tutorial billed as "analog-



style synthesis and digital effects explained and explored." Using the Yamaha Motif series as a platform, sound designer Dave Polich presents nearly nine hours of instruction that applies to virtually any synth and any effects software or device. On disc 1, Polich begins with an explanation of how to create basic sounds and progresses to specific programming techniques. Disc 2 examines the building block of synthesis, and disc 3 takes a detailed look at different types of effects and their parameters.


If you dream of hearing your music on TV or in film or game soundtracks, then *Hey, That's My Music!* (\$24.95) should be essential reading. Written by intellectual-property-rights expert Brooke



Wentz and published by **Hal Leonard** (distributed by www.musicdispatch.com), the 218-page book unravels the mysteries of music supervision and licensing. For the musician, the author gives real-life examples of placement scenarios and detailed explanations of music rights and the clearance process. For the music supervisor, she covers content acquisition and the complexities of securing music for a variety of formats. The book also includes interviews with industry professionals and provides templates of various forms and agreements.


In *Shaping Sound in the Studio and Beyond* (\$34.99) from Thomson Course Technology PTR (www.courseptr.com), author Gary Gottlieb presents an introduction to the recording studio and investigates the aesthetic side of audio engineering. Taking a comprehensive view of technology as it applies to music production, Gottlieb discusses everything from microphones and speakers to signal processing and mixing, with an emphasis on learning to develop your critical listening skills. Three major topics are covered: basic audio theory, understanding audio equipment, and audio methods and operations such as editing, sound design, and studio procedures. The 400-page book is well suited to anyone who wants to pursue a career in recording or improve his or her studio communication skills.

—Gary Yelton EM



touch • tap • scrape • pick • flick

Remember Why You're a Musician.



Introducing Plectrum.

Stringed instruments
and found objects.
Transformed into
over 150 exotic and
natural-sounding
keyboard instruments.

Imagine 185 instruments you have never played before. Imagine sounds made by plucking, strumming, tapping, scraping, and flicking a range of prepared instruments and found objects. Imagine stretched strings, glass vessels, water filled cups, breaking toys, and much more, sounded out and recorded in thousands of full length, high resolution samples. Imagine these sounds tuned and sorted, under your fingertips, transformed into inspiring keyboard instruments. Imagine what you could do with such instruments. **Imagine Plectrum.**

\$299

VITAL ARTS

www.vitalartsmedia.com

ILIO
exclusive
distributors

800.747.4546 www.ilio.com



Stand-alone version tool

Mac support in Q4 2007

Powered by TASCAM GVI streaming sample playback engine.

plectrumTM

Look Ma, No Wires!

By Scott Wilkinson

Inductive coupling could cut the power cord forever.

It seems that everything is going wireless these days. Cell phones, Wi-Fi local area networks, even citywide networks like WiMAX all cut the cords that bind us. In the realm of music technology, wireless microphone systems are becoming ever more popular, especially as new technologies are used to circumvent old problems (see “Tech Page: What Was Old Is New Again” in the September 2007 issue of EM, available at www.emusician.com).

However, there’s one cord that has yet to be cut—the power cord. All the tools and toys we love to use must get their power from somewhere, usually a wall outlet. Of course, many low-power devices can use rechargeable batteries, but they must be connected to AC power periodically to remain functional.

One way to eliminate the need for power cords is a technique called inductive coupling, which has been around since 1880, when Nikola Tesla first used it to illuminate a vacuum tube with no direct electrical connection. The principle is relatively simple: sending a current through a coil of wire, called the primary, creates an electromagnetic (EM) field around it. If you place another coil of wire, called the secondary, near the primary, the EM field induces a current in the secondary with no electrical connection between the two (see Fig. 1).

So why isn’t this technique being widely used to power devices without power cords? For one thing, the primary and secondary must be very close to each other, and the relative orientation of the coils must be

precisely controlled. In addition, the primary and secondary must be carefully “tuned” to resonate with each other, and the amount of power that can be transferred is limited by the inefficiency of the process, which can lose more than 30 percent of the energy conveyed by a wired connection.

A company called Fulton Innovation has developed an inductive-coupling technology called eCoupled (www.ecoupled.com) that overcomes many of these limitations. The eCoupled system comprises a power supply, which plugs into the wall and houses the primary, and the device to be powered, which includes the secondary. These circuits dynamically tune themselves to the appropriate resonance frequency in the neighborhood of 100 kHz, allowing much greater flexibility in separation and orientation, though we’re still talking inches apart, not feet.

The system achieves an efficiency of more than 98 percent, which is comparable to a wired connection. This allows much higher power levels to be conveyed—for example, Fulton expects to be able to power an electric skillet by transmitting 1,500W, though there is no theoretical limit.

Another hallmark of the eCoupled system is its ability to send data along with power. This is not enabled by inductive coupling directly, but it can be accomplished in a variety of ways. Piggybacking data on the power signal can transmit up to several hundred kilobits per second, but for greater bit rates, a separate set of coils must be used. The eCoupled system has achieved speeds up to 3.3 Mbps in this way, with a theoretical maximum of 200 Mbps.

In most applications, one power supply is paired with one secondary device. However, the system can also power several devices from one primary, in which case the ideal resonance frequency is calculated according to the combined inductance of all devices.

Clearly, this technology has great potential for electronic musicians who depend on power for their studio and stage equipment. With something like an eCoupled system, all you’d have to do is place power supplies around the area and put the gear where you want it rather than near a power outlet. Not only that, but the digital music data could also be transmitted between devices, providing an entirely wireless system, the ultimate in technological freedom. **EM**

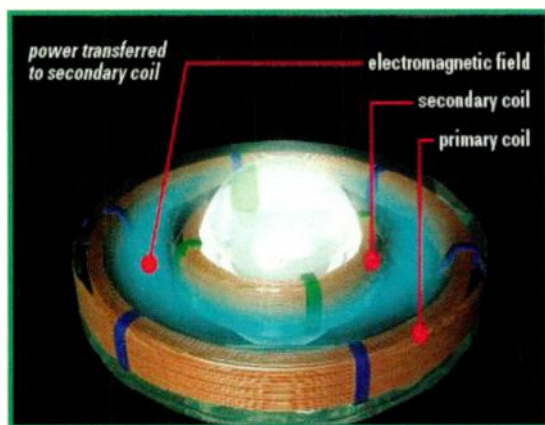



FIG. 1: Sending a current through the primary coil sets up an electromagnetic field, which induces a current in the secondary coil without any electrical connection between them.

CHUCK DANHER

Build the perfect SSL. 4U



Configure the system you require from eight modules - Mic Amp, VHD Mic Amp, Channel EQ, Dynamics, 4-Channel Input, 8-Input Summing module, Master Bus and Stereo Bus Compressor



Based on our finest analogue circuit designs, X-Rack gets SSL's big console processing inside your studio rack - and let's you configure the perfect set-up for your project. Choosing from the eight modules, you could build a stunning SuperAnalogue™ front-end for your recording system, with two different flavours of mic pre (SuperAnalogue™ and VHD), EQ, transparent dynamics and a powerful master section. Or create an SSL summing mixer with an ultra-pure analogue mix buss, using two different line input modules to achieve high channel counts or combine additional sources during mixdown to the legendary Stereo Bus Compressor. And when the system is in use - you can use Total Recall™ to keep track of all module settings.


Choose the perfect combination for your studio at www.solid-state-logic.com/xrack

XLogic X-Rack. This is SSL.

Solid State Logic
S O U N D | | V I S I O N

Apogee, Apple & Sweetwater

An Amazing Ensemble



The promise of a fully native pro audio production system realized...

With the legendary sonic quality of Apogee's audio interfaces combined with the power of Logic Audio and the computer audio expertise of Sweetwater, there is nothing standing between your Mac and sonic perfection.


Apogee Ensemble - The first digitally controlled pro audio interface built specifically for the Mac.

Apogee worked closely with Apple to deliver uncompromising performance and seamless integration with Logic Pro via Logic's Apogee Control Panel. With Ensemble, everything from mic pre and output gain to sample and bit rate selection are controllable from the Mac.



- 8 channels of premium 24-bit 192K AD/DA conversion
- 8 channels of ADAT I/O
- 2 channels of SPDIF I/O
- 4 digitally controlled 75db mic preamps
- 4 Hi-Z instrument inputs
- 2 individual assignable headphone outputs
- Core Audio compliant FireWire 400 I/O
- Apogee exclusive "Soft Limit" and "UV22HR" technologies

Apple Logic Pro 7 - Everything you need for creative audio production.



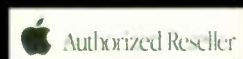
Logic Pro 7

Once your audio reaches your Mac, you need a powerful, flexible application to turn your musical vision into reality. That's where Logic Pro comes in. With more than 30 software instruments, over 70 effects and distributed audio processing, Logic Pro is the choice of

musicians, engineers and producers the world over.

Sweetwater - putting it all together for you.

At Sweetwater, we've been helping our customers use Macintosh computers to make music since the 80's. We've designed, installed, configured and tested more Mac audio systems than any other retailer, period. Give us a call and let us help you realize the promise of a professional native pro audio production system today.




Sweetwater
Music Instruments & Pro Audio

(800) 222-4700
www.sweetwater.com/ensemble



Master CLASS



DMITRY PANICH

Pitch Fixers

By Michael Cooper

Keep your
singers in tune
with these tips.

Despite their detractors, pitch-correction tools and techniques have enjoyed widespread use in the studio, and for good reason. Used judiciously, pitch correction makes tracks sound sweeter and more harmonious. True, those characteristics may not be desirable for some styles of music. But for others, pitch correction is an indispensable technique that gives a production that extra bit of polish.

In this article, I'll offer practical, hands-on tips for getting the best results from pitch-correction software. I'll cite examples of how to use three of the most popular pitch-correction plug-ins: Antares Auto-Tune, Celemony Melodyne Plugin, and Waves Tune. The focus will not be on feature lists of each plug-in but on real-world uses to arrive at the best-sounding tracks. Because this is a master class, I'll skip most of the basics and assume that you already have some experience with at least one of the showcased plug-ins.

Space constraints don't permit a discussion of pitch transposition of polyphonic material or harmonization here. This article's emphasis will be on correcting the pitch of "off-key" monophonic tracks, specifically vocals. Much of what I will discuss can also be applied to other monophonic tracks, such as guitar melodies and bass lines.

Bursting at the Seams

I'll dive into plug-ins in a moment, but first a few pointers about DAW editing vis-à-vis pitch correction are in order. Before I apply pitch correction to a vocal track, I make sure any edits within the track have ultrasmooth transitions in order to reduce pitch-processing artifacts. This usually requires that any seam between adjoining audio regions occur at a zero crossover point for both regions. Failing to choose a zero crossover point results in instantaneous

WWW.EMUSICIAN.COM

31

antares
FOR ALL THE VOICES IN YOUR HEAD

Antares Audio Technologies 231 Technology Circle, Scotts Valley, CA 95066 USA | info@antarestech.com | www.antarestech.com
World Radio History

changes in level at the edit point, which can cause pitch

MIDI Madness

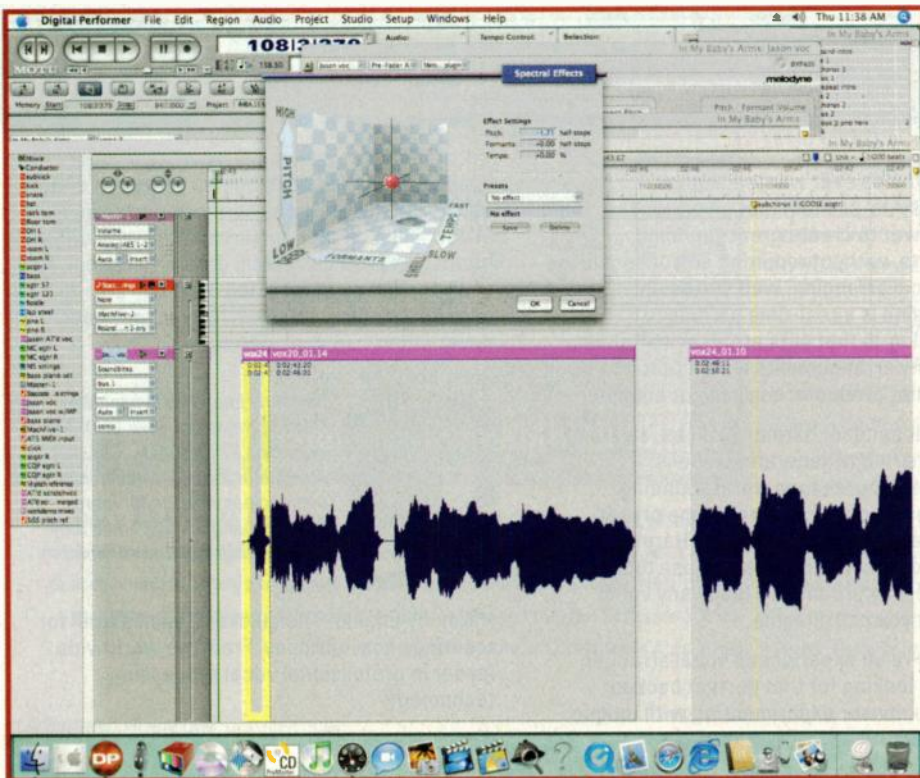
Auto-Tune offers a number of useful features for MIDI mavens. When a song includes one or more key changes, you might be tempted to choose a chromatic scale in Automatic mode to properly treat notes that don't belong to the key signature that starts off the song. But for more-exact pitch discrimination, try using Auto-Tune's Learn Scale From MIDI mode to select all the notes from both scales (and no others) for pitch-correction processing (see Fig. 1).

To do this, first create a new MIDI track in your DAW and assign your keyboard controller to its input. Send the MIDI track's output to Auto-Tune. For example, in MOTU Digital Performer (DP) assign the output to "Auto-Tune 5 (mono): name of vocal track: insert position." Then click on Auto-Tune's Learn Scale From MIDI button. Doing so will automatically change the current scale type to chromatic and activate the plug-in's virtual keyboard.

Next, click on either the Octave As Played or Octave All button to make your subsequent note selections active only in the specific octave range you play them in or across all octaves, respectively. Then play on your MIDI keyboard controller all the notes that occur in your song's melody. The timing for note entry is not important, so take your time. If you enter a wrong note by mistake, click on the Learn Scale From MIDI button twice

and start over, or simply activate the Keyboard Edit's Remove button and click on Auto-Tune's virtual keyboard on the notes you want to remove.

FIG. 3: DP's Spectral Effects processing can be used to transpose a selected sound bite (highlighted in yellow) to the desired pitch.



Once all of your melody's notes are entered, Auto-Tune should handle all of your key changes—unless, of course, some notes are sung more than 50 cents off-pitch and get pulled to a target pitch for another key used elsewhere in your song. In such a case, standard operating procedure in Auto-Tune is to enter Graphical mode and draw the target pitch for that note using the Line tool. (Waves Tune also offers a Line tool for graphic editing, which I'll discuss shortly.) By holding down the Option key (Mac) or Alt key (Windows) on your QWERTY keyboard while drawing, you can make Auto-Tune's Line tool draw a perfectly horizontal line on the pitch graph to keep the target pitch from fluctuating. Auto-Tune 5's new Snap To Note function goes one better, forcing the curve to be drawn to the nearest semitone.


MIDI-philies can accomplish the same result without ever entering Auto-Tune's Graphical mode. Simply click on the Target Notes Via MIDI button and play into your DAW the MIDI note that corresponds to your desired pitch. (You can also record it into a new MIDI track within your DAW.) Play the MIDI note *immediately* after the onset of the sung note and sustain it for the full duration of the note.

Mellow Dining with Plug-ins

In Melodyne Plugin, errant notes are moved to their pitch center simply by double-clicking with the Pitch tool on their Blobs (graphic representations of sung notes). The Pitch tool can also be used to drag an unintentionally nondiatonic note to the correct pitch belonging to the melody's scale. For this application, Melodyne Plugin's Scale Snap function is a real time-saver (see Figs. 2a and 2b).

After playing the offending note into Melodyne Plugin's analysis engine, select Scale Snap from the drop-down menu in the lower left corner of the plug-in's window. In the Note Ruler along the left edge of the window, click on the letter name that corresponds to the current key signature; Shift-clicking toggles the scale between major and minor keys having the same tonic note.

Now drag the off-key Blob to its desired pitch using the Pitch tool. As you drag the Blob up or down, it will snap to notes belonging to the scale you chose in the Note Ruler. However, any offset from exact pitch center that existed before dragging will remain after the Blob is dragged to the new note. If you want the Blob's pitch to be corrected fully, simply double-click on the Blob with the Pitch tool (after first dragging the Blob to its new note in Scale Snap mode).



DMITRY PANICH

Pitch Fixers

By Michael Cooper

Keep your
singers in tune
with these tips.

Despite their detractors, pitch-correction tools and techniques have enjoyed widespread use in the studio, and for good reason. Used judiciously, pitch correction makes tracks sound sweeter and more harmonious. True, those characteristics may not be desirable for some styles of music. But for others, pitch correction is an indispensable technique that gives a production that extra bit of polish.

In this article, I'll offer practical, hands-on tips for getting the best results from pitch-correction software. I'll cite examples of how to use three of the most popular pitch-correction plug-ins: Antares Auto-Tune, Celemony Melodyne Plugin, and Waves Tune. The focus will not be on feature lists of each plug-in but on real-world uses to arrive at the best-sounding tracks. Because this is a master class, I'll skip most of the basics and assume that you already have some experience with at least one of the showcased plug-ins.

Space constraints don't permit a discussion of pitch transposition of polyphonic material or harmonization here. This article's emphasis will be on correcting the pitch of "off-key" monophonic tracks, specifically vocals. Much of what I will discuss can also be applied to other monophonic tracks, such as guitar melodies and bass lines.

Bursting at the Seams

I'll dive into plug-ins in a moment, but first a few pointers about DAW editing vis-à-vis pitch correction are in order. Before I apply pitch correction to a vocal track, I make sure any edits within the track have ultrasmooth transitions in order to reduce pitch-processing artifacts. This usually requires that any seam between adjoining audio regions occur at a zero crossover point for both regions. Failing to choose a zero crossover point results in instantaneous

changes in level at the edit point, which can cause pitch-correction algorithms to produce pops and clicks—even in cases where the unprocessed edit point might not offend.

Additionally, edit points that consistently handle pitch-correction processing the most transparently are those at which both audio regions' waveforms are progressing toward the same polarity (that is, positive or negative excursion). What you don't want, for example, is for audio in the leading region to be heading into a negative waveform excursion at its zero crossover point, only to be whipsawed into a positive excursion after the trailing region's adjoining zero crossover point. Such a fast reversal in polarity often results in pops and clicks or warbly-sounding artifacts once pitch processing is applied to the track.

Where it is not possible to find an edit point at zero crossover points with smooth polarity transitions, applying a crossfade over the compromised edit seam will often gloss things over. Just make sure the crossfade is no longer than it needs to be. A crossfade extends the leading audio region farther along the timeline and the trailing region earlier along the timeline while crossfading between the two where their extensions overlap. Audio that fluctuates wildly in level or pitch, but which voices within the crossfade zone, can also cause pitch-correction artifacts. So listen carefully to any crossfades to see if they sound transparent after pitch correction is applied.

Quick and Not So Dirty

One of Auto-Tune's biggest strengths is that its Automatic mode can be used to correct pitch on the fly (that is, without having to first preload the audio into the plug-in for analysis). This lickety-split action is a godsend when you're pressed for time, such as when mixing demos for clients on a very thin budget.



FIG. 1: Auto-Tune 5's Learn Scale From MIDI function. In this example, all diatonic notes for the scale of A minor are selected along with an F# (by inputting MIDI notes) to accommodate a song's temporary modulation into the key of G major. Note the I/O assignments for the record-enabled MIDI track (shown in Digital Performer's Track Overview window on the left) that feeds Auto-Tune.

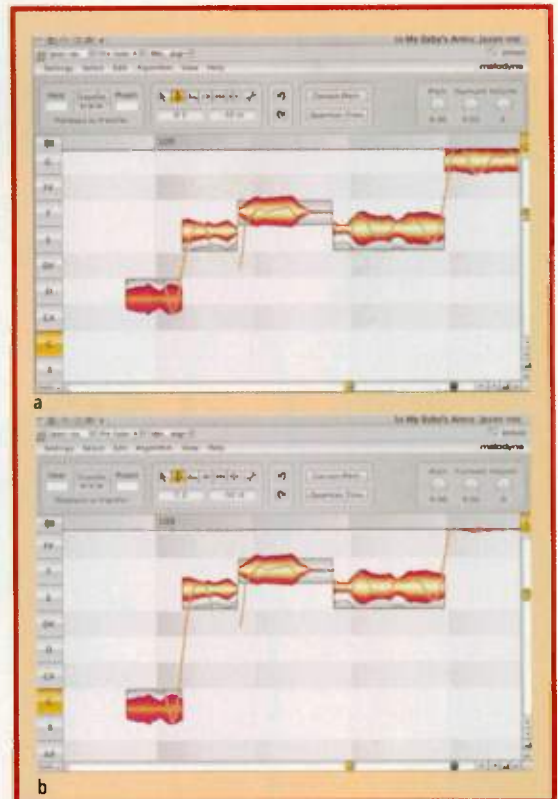


FIG. 2a: The first note shown in this screen shot of Melodyne Plugin is sung as D-natural, before being transposed to C-natural using the Pitch tool and Scale Snap function. FIG. 2b: After transposing the note to C-natural, the original offset from concert pitch remains and the note is still a little flat (as shown by the gray outline—representing pitch center—above the red Blob). Double-clicking on the note with the Pitch tool will move the note to its exact pitch center.


Quick phrases that contain severely off-pitch notes may prompt you to use Automatic mode's faster Retune settings to attain sufficient pitch correction before the offending notes pass. However, such a heavy hand can also increase warbly- or phasey-sounding artifacts.

One solution is to chain two Auto-Tune plug-ins together in series to create a soft-knee effect. The first instantiation is set for a slow Retune time of roughly 50 to 90 ms in order to gently nudge the track's pitch closer but not all the way to where you want it to be. The second Auto-Tune instantiation is set for a faster Retune time of perhaps 20 to 30 ms, moving the pitch even closer to center. With this setup, neither plug-in has to work too hard, thereby (usually) reducing artifacts.

Whether you're working in Auto-Tune's Automatic mode or Graphical mode, applying pitch correction to a vocal track that has a heavy dose of tube distortion can cause pops and clicks. These artifacts can often be completely eliminated by setting the Tracking control to 1, its lowest setting. The Tracking control is accessed in Auto-Tune 5 by clicking on the Options button.

Heads Up!

Introducing Harmony Engine.
The quickest, easiest tool for
creating vocal harmony.



If you've ever wanted a quick, easy-to-use tool that gives you the power to create great sounding harmony parts, without requiring an advanced degree in vocal arranging, well, heads up! Harmony Engine is a real-time harmony generating plug-in that puts professional-quality vocal harmony arrangements within reach of any songwriter, producer, musician or engineer.

With four independent harmony voices, a variety of powerful harmony generating modes, humanization features for natural sounding performances, and a flexible real-time preset system for harmony and vocal type, Harmony Engine provides incredibly easy-to-use tools to quickly and easily produce virtually any vocal arrangement you can imagine.

Whether you're an experienced vocal arranger, a songwriter looking for that perfect backup vocal, or a composer experimenting with unique

vocal effects, Harmony Engine gives you entirely new ways to create the harmony parts you hear in your head. In fact, experimenting with different harmonies is so easy (and, dare we suggest, fun), you may find yourself using Harmony Engine to explore harmonic alternatives you may have never otherwise considered.



Harmony Engine is available in Native formats for Mac OS X and Windows XP and Vista. Check it out at your local Antares dealer or come to our website for more details, audio demos, and a fully functional 10 day trial version.

Harmony Engine. The quickest, easiest tool for creating vocal harmony. From the worldwide leader in professional vocal processing technology.

antares 

FOR ALL THE VOICES IN YOUR HEAD

Antares Audio Technologies 231 Technology Circle, Scotts Valley, CA 95066 USA | info@antarestech.com | www.antarestech.com

World Radio History

MIDI Madness

Auto-Tune offers a number of useful features for MIDI mavens. When a song includes one or more key changes, you might be tempted to choose a chromatic scale in Automatic mode to properly treat notes that don't belong to the key signature that starts off the song. But for more-exact pitch discrimination, try using Auto-Tune's Learn Scale From MIDI mode to select all the notes from both scales (and no others) for pitch-correction processing (see Fig. 1).

To do this, first create a new MIDI track in your DAW and assign your keyboard controller to its input. Send the MIDI track's output to Auto-Tune. For example, in MOTU Digital Performer (DP) assign the output to "Auto-Tune 5 (mono): name of vocal track: insert position." Then click on Auto-Tune's Learn Scale From MIDI button. Doing so will automatically change the current scale type to chromatic and activate the plug-in's virtual keyboard.

Next, click on either the Octave As Played or Octave All button to make your subsequent note selections active only in the specific octave range you play them in or across all octaves, respectively. Then play on your MIDI keyboard controller all the notes that occur in your song's melody. The timing for note entry is not important, so take your time. If you enter a wrong note by mistake, click on the Learn Scale From MIDI button twice

FIG. 3: DP's Spectral Effects processing can be used to transpose a selected sound bite (highlighted in yellow) to the desired pitch.

and start over, or simply activate the Keyboard Edit's Remove button and click on Auto-Tune's virtual keyboard on the notes you want to remove.

Once all of your melody's notes are entered, Auto-Tune should handle all of your key changes—unless, of course, some notes are sung more than 50 cents off-pitch and get pulled to a target pitch for another key used elsewhere in your song. In such a case, standard operating procedure in Auto-Tune is to enter Graphical mode and draw the target pitch for that note using the Line tool. (Waves Tune also offers a Line tool for graphic editing, which I'll discuss shortly.) By holding down the Option key (Mac) or Alt key (Windows) on your QWERTY keyboard while drawing, you can make Auto-Tune's Line tool draw a perfectly horizontal line on the pitch graph to keep the target pitch from fluctuating. Auto-Tune 5's new Snap To Note function goes one better, forcing the curve to be drawn to the nearest semitone.

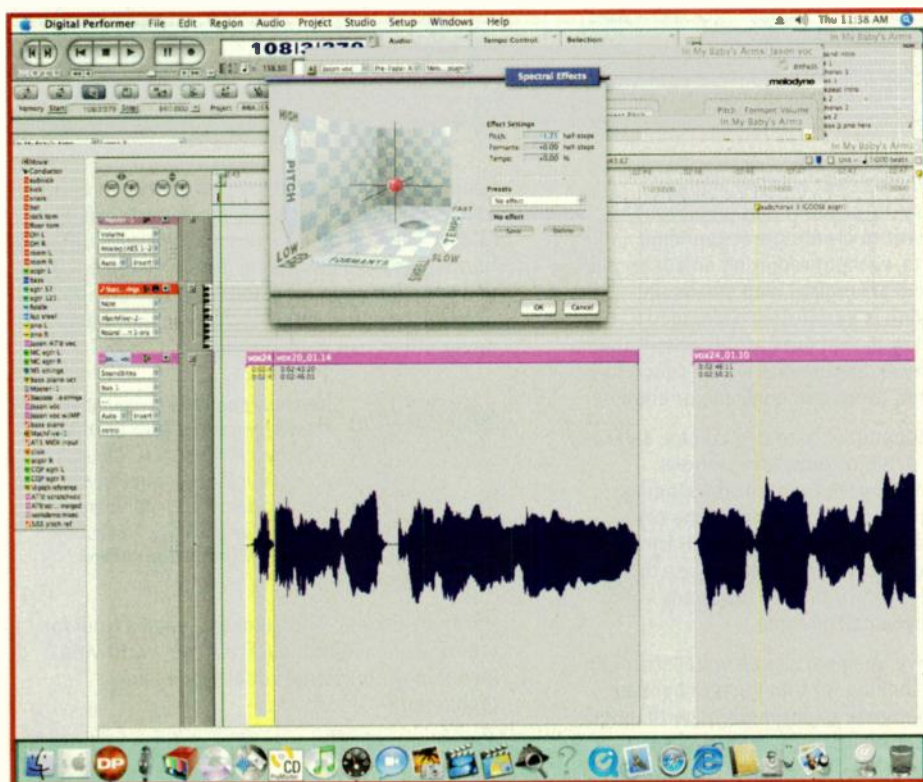
MIDI-philes can accomplish the same result without ever entering Auto-Tune's Graphical mode. Simply click on the Target Notes Via MIDI button and play into your DAW the MIDI note that corresponds to your desired pitch. (You can also record it into a new MIDI track within your DAW.) Play the MIDI note *immediately* after the onset of the sung note and sustain it for the full duration of the note.

Mellow Dining with Plug-ins

In Melodyne Plugin, errant notes are moved to their pitch center simply by double-clicking with the Pitch tool on their Blobs (graphic representations of sung notes). The Pitch tool can also be used to drag an unintentionally nondiatonic note to the correct pitch belonging to the melody's scale. For this application, Melodyne Plugin's Scale Snap function is a real time-saver (see Figs. 2a and 2b).

After playing the offending note into Melodyne Plugin's analysis engine, select Scale Snap from the drop-down menu in the lower left corner of the plug-in's window. In the Note Ruler along the left edge of the window, click on the letter name that corresponds to the current key signature; Shift-clicking toggles the scale between major and minor keys having the same tonic note.

Now drag the off-key Blob to its desired pitch using the Pitch tool. As you drag the Blob up or down, it will snap to notes belonging to the scale you chose in the Note Ruler. However, any offset from exact pitch center that existed before dragging will remain after the Blob is dragged to the new note. If you want the Blob's pitch to be corrected fully, simply double-click on the Blob with the Pitch tool (after first dragging the Blob to its new note in Scale Snap mode).



Cutting Edge Sounds for Today's Music



RAPTURE

Rapture 1.1 is the most powerful instrument on the market today, capable of producing the modern synthesized sounds igniting today's pop, dance, and electronic music. Rapture features over 600 sound programs, and all the controls you will ever need to manipulate and design your own sounds.

Rapture is available for both Mac and PC, and works with any VST, Audio Units, or RTAS compatible host. Add the unrivaled power of Rapture to SONAR, Cubase, Digital Performer, Live, Logic Pro, or Pro Tools productions today.



Meet the rest of the Cakewalk Instruments family:



DIMENSION PRO

Combines real instruments with advanced synthesis for endless sound possibilities.

Available for Mac and PC.



ZETA+

Wavetable synthesis with bandlimited waveshaping for incredible modern sounds.

Available for PC.

cakewalk
www.cakewalk.com



If you don't own any pitch-correction software, your DAW probably has a pitch-shifting function that can be used to transpose isolated notes in a similar fashion (although the process will likely be tedious). For instance, I've used DP's Spectral Effects processing (see Fig. 3) to transpose pickup notes (fleeting notes sung before the downbeat of the first full bar of a phrase). Even great singers often sing these notes off-key by as much as a major third or more, and fixing each of these wild pitches can have a subtle yet noticeable impact on the overall performance.

If you use DP, make a time-range selection for the offending note. Be sure to select slightly more material than you think you'll need at both the start and end points of the time-range selection; you can always trim these sound-bite edges back afterward. Because Spectral Effects is a "constructive" process that creates an entirely new audio region whose edges cannot be extended after rendering, selecting a slightly larger region gives you more flexibility in placing transparent-sounding edit seams with any preceding and following audio regions.

Once your time-range selection is made, audition it by using the Option-Spacebar command and guesstimate how much you need to transpose the audio to place its pitch right on the money. Then call up DP's Spectral Effects command under the Audio menu and enter the required amount of pitch-shift in half steps and hundredths of a half step. The exact amount of pitch-shift needed will be a hit-and-miss determination best made by applying Spectral Effects processing, auditioning the result, and undoing and reapplying (with different pitch-shift amounts) as needed until it sounds right.

Catching a Vibe

Sometimes it's not a note's pitch center but an excessive amount of vibrato that causes a performance to sound off-pitch. Melodyne Plugin's Pitch Modulation tool is extremely effective in taming over-the-top vibrato, and using it is child's play.

After playing the offending portion of the performance into Melodyne Plugin, select the Pitch Modulation tool from the Pitch tool's drop-down menu. Then simply move the tool's cursor over the sound Blob that exhibits the excessive vibrato and drag downward with your mouse. The farther down you drag, the more the vibrato is reduced—to the point of complete elimination, if you want (see Web Clips 1 and 2).

Excessive vibrato can cause Waves Tune to graphically split one held note into multiple note segments having different pitches (see Fig. 4a). If this occurs, set a high Note Tolerance (in the plug-in's Segmentation controls section) and rescan the offending phrase. The high Note Tolerance setting should preclude segmentation into multiple pitches, while also creating a tighter pitch-correction curve that doesn't swing over such a wide pitch range (see Fig. 4b).

With Tune's audio analysis tweaked, now it's time to

tame that unruly vibrato. Turn on Tune's Natural Vibrato function (located in the Vibrato controls section in the plug-in's lower right corner) and reduce the Amount value to decrease the track's vibrato effect. If the vibrato becomes excessive only at the end of a sustained note, you can increase the Vibrato Attack time so that your programmed vibrato reduction kicks in only during the problematic portion of the note. To completely flatten the vibrato effect so that there is no pitch fluctuation, you may need to lower Tune's Speed control to 0.

Of course, you can also reign in wildly fluctuating pitch by drawing a flat (constant) pitch target with

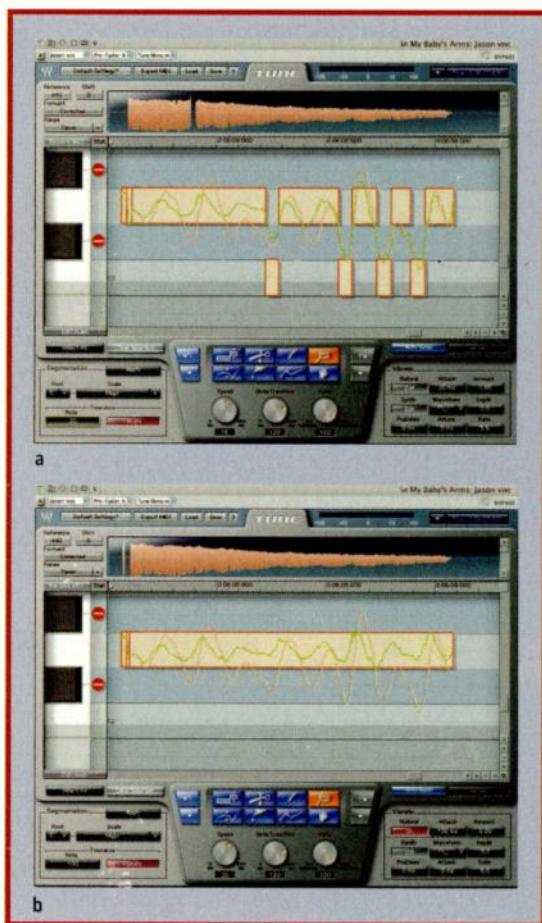


FIG. 4a: Multiple note segmentations in Waves Tune can be caused by excessive vibrato when the plug-in's Note Tolerance is set too low (in this example, to the default value of 20). The orange detected-pitch curve seen here shows that the vibrato is deviating over a range of three semitones, causing the green pitch-correction curve to fluctuate over a range of roughly two semitones. FIG. 4b: Setting the Note Tolerance to 100 in Tune constrains the segmentation of the held note to occur within a range of one semitone. It also creates a tighter pitch-correction (green) curve. The vibrato effect is reduced by turning on the Natural Vibrato function and lowering the Amount parameter to 0.00, its lowest possible value. An Attack time of 100 ms is set here to delay the onset of vibrato reduction.

Tune's Line tool. Click on your desired pitch with the Line tool in Tune's Pitch Edit Area and draw a line from the start to the finish of the offending phrase, double-clicking at the end of the phrase. Use of the Line tool will automatically change Tune's Speed, Note Transition, and Ratio values, so be sure to readjust them to taste.

Stick to Me Like Glue

Looking at Fig. 4b again, check out the two short, additional segments at the onset of the held note. These are unwanted and unnecessary note segments that only complicate editing in Tune. Clicking on them with Tune's Glue tool will join them to the following long segment, making one segment out of all three.

Where note segments are of different pitches, you can join them together and simultaneously tune them all to one pitch. Simply select all the segments and then click on the one that has the desired pitch with Tune's Glue tool.

The Right Tool

Your needs will dictate which pitch-correction tool is best for the job at hand. Auto-Tune's Automatic mode makes it the easiest and quickest pitch-correction plug-in to use. Both Auto-Tune and Tune can set pitch targets by inputting MIDI notes. Tune also offers microtonal tuning and ReWire-style control over the host's basic transport functions. But unlike Auto-Tune and Melodyne Plugin, Tune doesn't support tempo changes and will introduce pops and clicks when confronted with them. Melodyne Plugin is the most complicated but by far the most powerful plug-in of the lot; in addition to pitch correction, it can do things that Tune and Auto-Tune can only dream of, such as intelligent harmonization, timing quantization, and time compression and expansion.

As with other types of production tools, sparing usage and a deft hand are key to getting the most natural-sounding results. Use your ears and don't overdo it. Then enjoy the sweet sound of **EMWEB** success. **EM**

EM contributing editor Michael Cooper is the owner of Michael Cooper Recording in Sisters, Oregon. Visit him at www.myspace.com/michaelcooperrecording.

Unlock the power of Acid[®] and Garage Band[®]

Create entire songs using the new **jLoops** Music Library!

- Over 300 one-measure riffs, strums and patterns
- Complete set of both major and minor chords
- Variety of Rock & Alternative Styles
- Create songs in any key.



ORDER ONLINE!


www.jloops.com

Build songs...not just beats

Download a FREE set of sounds today and experience the difference.

Get the complete **jLoops** "Virtual Band" for only **\$99.00**

ONLINE SPECIAL OFFER: \$49.99 this month only!



Joe Satriani Guitar Amp Mic Pack
Contains: Trion 7000 & D189



Introducing the new Signature Series Mic Packs by



**Joe Satriani
Guitar Amp Mic Pack**

"Together the Trion 7000 and the D189 give two great, but different versions of a screaming guitar cab."

To learn more visit us at www.cadmics.com

Online collaboration services let you work with anyone, anywhere.



THE WORLD IS YOUR WORKSTATION

Almost ten years ago, I produced a MIDI project for PG Music called "The Bluegrass Band." The work flow started with recording basic rhythm tracks with a MIDI guitar and a custom banjo controller. I would sequence and email the MIDI data to a musician friend who had the rare combination of expertise with a sequencer and the ability to translate his bluegrass chops through a MIDI mandolin controller. He would record his parts into his sequencer, then email MIDI files to me, at which point I checked the tracks, balanced the Velocities, and cleaned up the data. If I needed something different, I asked for another take.

What I didn't know at the time was that the remote collaboration I was engaged in was a precursor to what is now being implemented, mainly with digital audio files rather than MIDI files, by a number of Web-based services. Thanks to the growth of broadband, today's musicians can share digital audio files and utilize Web-based audio-and-video communication technology to create a virtual studio environment with others in remote locations. These days, many musicians independently engage in online collaboration, especially for session work. All that's needed is a reasonably fast connection, and a bit of file-transfer savvy.

Sensing a business opportunity in facilitating online collaboration, an increasing number of Web-based companies have emerged, offering a wide variety

of services and features ranging from the hiring of session musicians to social networking to two-way MIDI programming, online jamming, live-band showcases, and more.

It's impossible to fully cover all the online collaboration services in the space allotted, so, given EM's focus on recording, I have narrowed my scope to those for which recording is the main activity, or at least a major one. I'll provide a basic overview of what these services offer and what you'll need for a successful and fruitful collaboration. I'll cover digitalmusician.net (DMN), eJamming, eSession, Indaba Music, i-Studio.net, and SessionPlayers. To get firsthand experience using an online collaboration service, I did a test project in eSession, which I'll talk about later in this story.

Stereo mixer range from Allen & Heath.

Whether it's on stage running your gig, recording live, or producing tracks in your studio, ZED is the ultimate partner to achieve your perfect mix. Its pro features, generous I/O and flexible routing offer a wealth of tools for your work space, and the new DuoPre™ mix amp will give you fantastic sonic results.

We've also teamed up with Cakewalk to include Sonar LE music production software to present the complete digital audio workstation.

ZED... FOR THE REALISATION OF CREATIVE IDEAS



www.myspace.com/thezedspace
www.allen-heath.com/zed

ALLEN & HEATH

Sweetwater
 Music Instruments & Pro Audio

For more information: 800-222-4700
 or www.sweetwater.com

World Radio History





What You Need

It may be obvious, but I'll start by saying that at minimum, you'll need a high-bandwidth Internet connection. The speed of your connection will affect not only download and upload times, but also any audiovisual and data-streaming features you may use. Dial-up is, of course, out of the question, and cable and DSL remain

Collaborative Tools

The basic modes of operation for these online services are remarkably similar. Some share conceptual roots in the Performing Artist's Network (PAN), which was arguably the first collaborative online musical network.

Although a few of the online collaboration services offer real-time monitoring and communication during the recording process, the promise of real-time, full-bandwidth-audio recording for the masses across the Internet is not yet a reality. However, compressed streaming audio is, albeit with some latency. Many of the services support in-session audio-and-video conferencing and instant messaging (IM).

I particularly appreciated eSession's elegant, clean organization.

the most popular choices, although fiber-optic service (FiOS), if it is available in your area, offers higher and



THOMAS DOLBY GOES REMOTE

Among the musicians involved with online collaboration is synth-pop and music-technology icon Thomas Dolby. This fall Dolby is touring the U.S. and U.K., after which he'll embark on a new album project, recorded totally off the grid—that is, using only renewable energy sources. On It, he plans to use eSession to record remotely with a host of musicians in various locales. Dolby spoke to EM in late August from England, where he'd just finished recording on an eSession project. (For more of this interview, go to the Podcasts page at www.emusician.com.)

eSession's model is an offline one, where files are worked on independently and sent back and forth. Do you prefer that to real-time online collaboration, which can have latency issues? Yes, and I don't think we'll ever get around those latency issues, certainly not in this Internet generation. But as far as collaboration goes, a couple of things are key: the first is that there's really no substitute to two or more people sitting in the room, running the track, listening to it, and having a shared experience. All the best producers I know have an ability to become the audience and then respond to that by saying, "We need a bit more of this and a bit more of that." I'm not even talking about jamming; I'm talking about the process of production in layers.

Once you've had that experience and you have established a rapport, it's just fine to work remotely. I think live phone calls or videoconferencing are really helpful as well.

So it's beneficial to be able to see and hear each other when you're working, but not to try to send the audio back and forth in real time. Personally, I've got broadband access, and I get fairly good quality out of Skype videoconferencing, which is free to another computer. Or iChat, same deal, [with] iSight on a Mac. I think it's great to have that open, and I think if someone is just showing you a part, that's very sufficient. But I think that as soon as you get something you like, you should revert to the high-res [file-sharing] process.

Talk about your experience working on eSession. It's very seamless to the end user. All of the previewing and emailing and the negotiations and the high-res tracks are [handled] within the application itself, and the user interface is very straightforward.

Do you see a future where everyone will just be in their home studios, playing remotely, and never meeting in a studio? I would think that theoretically, that would be possible. But part of the beauty of a bunch of musicians being in a room playing together is that you respond absolutely in real time. That's something I especially appreciate, because machines don't do that.

—Mike Levine



PAUL BOX

THE WORLD IS YOUR WORKSTATION

Almost ten years ago, I produced a MIDI project for PG Music called “The Bluegrass Band.” The work flow started with recording basic rhythm tracks with a MIDI guitar and a custom banjo controller. I would sequence and email the MIDI data to a musician friend who had the rare combination of expertise with a sequencer and the ability to translate his bluegrass chops through a MIDI mandolin controller. He would record his parts into his sequencer, then email MIDI files to me, at which point I checked the tracks, balanced the Velocities, and cleaned up the data. If I needed something different, I asked for another take.

What I didn't know at the time was that the remote collaboration I was engaged in was a precursor to what is now being implemented, mainly with digital audio files rather than MIDI files, by a number of Web-based services. Thanks to the growth of broadband, today's musicians can share digital audio files and utilize Web-based audio and-video communication technology to create a virtual studio environment with others in remote locations. These days, many musicians independently engage in online collaboration, especially for session work. All that's needed is a reasonably fast connection and a bit of file-transfer savvy.

Sensing a business opportunity in facilitating online collaboration, an increasing number of Web-based companies have emerged, offering a wide variety

of services and features ranging from the hiring of session musicians to social networking to two-way MIDI programming, online jamming, live-band showcases, and more.

It's impossible to fully cover all the online collaboration services in the space allotted, so, given EM's focus on recording, I have narrowed my scope to those for which recording is the main activity or at least a major one. I'll provide a basic overview of what these services offer and what you'll need for a successful and fruitful collaboration. I'll cover digitalmusician.net (DMN), eJamming, eSession, Indaba Music, i-Studio.net, and SessionPlayers. To get firsthand experience using an online collaboration service, I did a test project in eSession, which I'll talk about later in this story.



What You Need

It may be obvious, but I'll start by saying that at minimum, you'll need a high-bandwidth Internet connection. The speed of your connection will affect not only download and upload times, but also any audiovisual and data-streaming features you may use. Dial-up is, of course, out of the question, and cable and DSL remain

Collaborative Tools

The basic modes of operation for these online services are remarkably similar. Some share conceptual roots in the Performing Artist's Network (PAN), which was arguably the first collaborative online musical network.

Although a few of the online collaboration services offer real-time monitoring and communication during the recording process, the promise of real-time, full-bandwidth-audio recording for the masses across the Internet is not yet a reality. However, compressed streaming audio is, albeit with some latency. Many of the services support in-session audio-and-video conferencing and instant messaging (IM).

For two-way audiovisual communication during a session, you will need at least a FireWire- or USB-capable Webcam. Some services allow any ASIO-compliant microphone as an audio connection, but of course, the better the audio interface, the better the outcome.

According to Joey Finger of SessionPlayers, "An Internet camera complete with a microphone can turn your computer monitor into the control room window.

Production ideas and arranging can be every bit as easy as if you were in the same room."

Digitalmusician.net (DMN) provides three applications tailored for online collaboration: Digital Musician Link (DML), Digital Musician Messenger (DMM), and Digital Musician Recorder (DMR; see Fig. 1). DML is a VST plug-in for Mac OS X 10.3.7 and Windows XP computers. Inserted on a single track, it transmits time-stamped MIDI and audio data between computers connected to the DMN site. Real-time playback is compressed to MP3, but high-resolution files can be sent through DML when the recording is finished.

If you only require real-time monitoring with post-take audio and MIDI file sharing, you can use the DMM plug-in. It supports a wider range of formats than DML, including AU, VST, and RTAS. It provides for monitoring of the master output of each participant's sequencer, and, like DML, communication through video and IM. DMR is a standalone 16-track recorder that can be used as a ReWire client.

I particularly appreciated eSession's elegant, clean organization.

the most popular choices, although fiber-optic service (FiOS), if it is available in your area, offers higher and relatively consistent bandwidth. If you can afford a T1 line, go for it—you'll enjoy much faster and steadier transfer rates.

Because each company examined here differs somewhat in its features, your system requirements and hardware choices may dictate which one you use. These companies are working hard to accommodate all popular platforms and baseline audio systems.

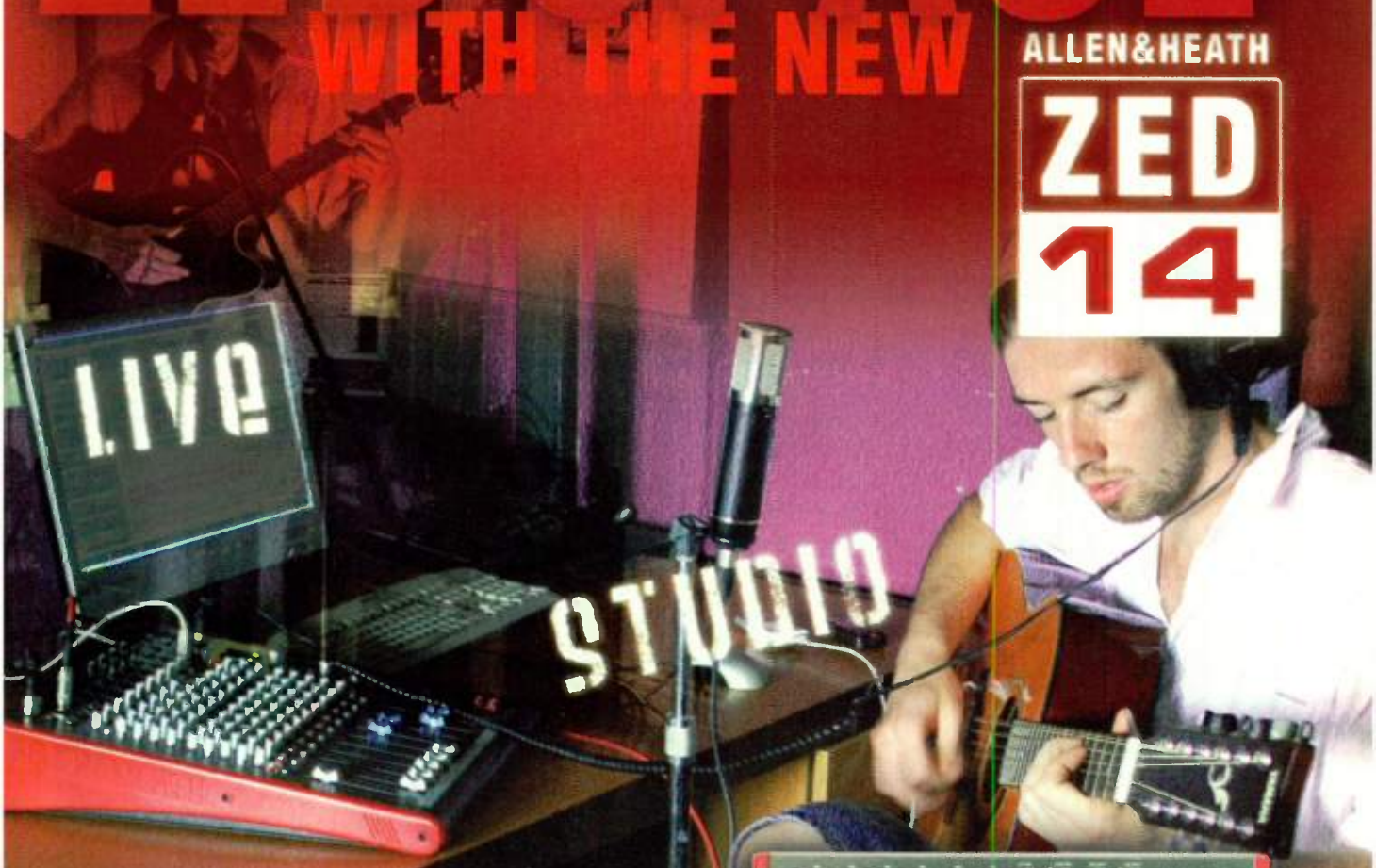


FIG. 1: digitalmusician.net's standalone DMR application is a multitrack recorder that lets you log in to a session without your browser. You can also use it as a ReWire app in conjunction with your favorite digital audio sequencer.

GET INTO YOUR ZED SPACE WITH THE NEW

ALLEN & HEATH

ZED
14



Find your creative space in ZED, the new compact USB stereo mixer range from Allen & Heath.

Whether it's on stage running your gig, recording live, or producing tracks in your studio, ZED is the ultimate partner to achieve your perfect mix. Its pro features, generous I/O and flexible routing offer a wealth of tools for your work space, and the new DuoPre™ mix amp will give you fantastic sonic results.

We've also teamed up with Cakewalk to include Sonar LE music production software to present the complete digital audio workstation.

ZED... FOR THE REALISATION OF CREATIVE IDEAS



www.myspace.com/thezedspace
www.allen-heath.com/zed

ALLEN & HEATH

For more information: 800-222-4700
or www.sweetwater.com

Sweetwater
Music Instruments & Pro Audio

World Radio History





THOMAS DOLBY GOES REMOTE

Among the musicians involved with online collaboration is synth-pop and music-technology icon Thomas Dolby. This fall Dolby is touring the U.S. and U.K., after which he'll embark on a new album project, recorded totally off the grid—that is, using only renewable energy sources. On it, he plans to use eSession to record remotely with a host of musicians in various locales. Dolby spoke to EM in late August from England, where he'd just finished recording on an eSession project. (For more of this interview, go to the Podcasts page at www.emusician.com.)

ESession's model is an offline one, where files are worked on independently and sent back and forth. Do you prefer that to real-time online collaboration, which can have latency issues? Yes, and I don't think we'll ever get around those latency issues, certainly not in this Internet generation. But as far as collaboration goes, a couple of things are key: the first is that there's really no substitute to two or more people sitting in the room, running the track, listening to it, and having a shared experience. All the best producers I know have an ability to become the audience and then respond to that by saying, "We need a bit more of this and a bit more of that." I'm not even talking about jamming; I'm talking about the process of production in layers.

Once you've had that experience and you have established a rapport, it's just fine to work remotely. I think live phone calls or videoconferencing are really helpful as well.

So it's beneficial to be able to see and hear each other when you're working, but not to try to send the audio back and forth in real time. Personally, I've got broadband access, and I get fairly good quality out of Skype videoconferencing, which is free to another computer. Or IChat, same deal, [with] ISight on a Mac. I think it's great to have that open, and I think if someone is just showing you a part, that's very sufficient. But I think that as soon as you get something you like, you should revert to the high-res [file-sharing] process.

Talk about your experience working on eSession.

It's very seamless to the end user. All of the previewing and emailing and the negotiations and the high-res tracks are [handled] within the application itself, and the user interface is very straightforward.

Do you see a future where everyone will just be in their home studios, playing remotely, and never meeting in a studio?

I would think that theoretically, that would be possible. But part of the beauty of a bunch of musicians being in a room playing together is that you respond absolutely in real time. That's something I especially appreciate, because machines don't do that.

—Mike Levine



PAUL BOX

One Great Thing Leads to Another...



BM 6A mkII

BM 12A


..and Another

Dynasty expanded

The Dynaudio Acoustics BM 5A set a new benchmark for what an active nearfield studio monitor could be. The new BM 6A mk II and BM 12A take advantage of that same design philosophy while offering more power, more headroom and wider frequency response.

As one of the few manufacturers that build our own drivers, we believe in a no compromise approach to designing studio monitors, whatever the application. The new BM 6A mk II and BM 12A are no exception to that rule.

Dynaudio Acoustics - Superior tools for critical monitoring



BM 5A

BM 6A mkII

BM 12A

BM 95

BM 145

For details contact your dealer today or visit www.dynaudioacoustics.com

dynaudioacoustics
IF IT'S THERE - YOU'LL KNOW IT

TC ELECTRONIC A/S DENMARK • ☎ + 45 8742 7000
TC ELECTRONIC INC USA • ☎ (818) 665 4900 • INFO@TCELECTRONIC.COM
WWW.DYNAUDIOACOUSTICS.COM



That functionality lets you audition tracks in sync with your main recording software, without having to import them. It also has facilities for finding players, buying and selling tracks, and more.

DMN's suite of software offers a lot of functionality, but I found the jumble of acronyms and applications to be a bit confusing. I hope they'll eventually develop a single, universal application. SessionPlayers also uses the DMR/DML software and gives you access to Source Elements' Source-Connect, another application for real-time collaboration.

The eSession Song Page (see Fig. 2) offers collaborators facilities to upload and download audio files, listen to MP3 files, and discuss aspects of the project through both blog and chat facilities. At the time of this writing, there is no real-time oversight of the recording process, but the company plans to soon release its Virtual Glass plug-in, which will support AU, RTAS, and VST streaming of audio and MIDI Time Code. (At press time it was in the alpha stage of development.) Virtual Glass will allow you to synchronize digital audio sequencers and MTC-driven devices but not transmit MIDI data.

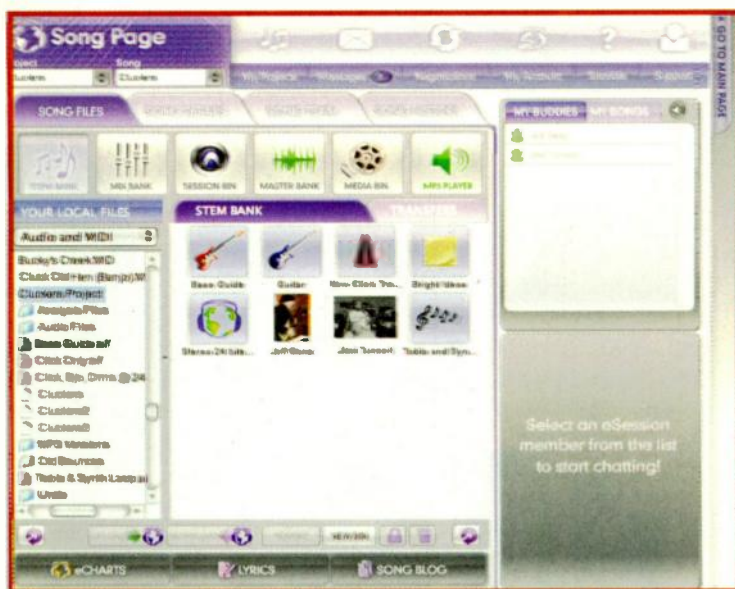


FIG. 2: The Song Page at eSession neatly lays out each collaborator's tracks, including Stems and finished mixes. Note the chat application on the right side of the screen, and my local drives on the left.

At Indaba Music, members initiate sessions and post audio files (WAV, AIFF, or MP3) to the browser-based Indaba Session Console (see Fig. 3), which allows mixing and editing but not recording. Collaborators download the tracks to their DAW software, record their parts, and then upload the new tracks to the Session Console, where the session initiator can access them. Indaba Music's founders opted for this offline

ONLINE COLLABORATION SERVICES COMPARED

Service	Membership Fee	Fee for Studio Musicians	Online Storage for Audio Files
digitalmusician.net	free, Pro membership from about \$13.50/month	optional/negotiated	yes
eJamming	free during beta, \$9.95/month afterward	optional	no
eSession	free	negotiated	250 MB (free) to 150 GB
Indaba Music	free, Pro membership \$10/month	optional/negotiated	250 MB (free); Pro: 10 GB
i-Studio.net	N/A	negotiated/suggested base rate \$250 (for a 3-hour session)	yes
SessionPlayers	\$25/year	varies per player; \$250 minimum	yes

approach rather than implementing real-time streaming and recording over the Web, a process they feel is currently too problematic.

Although eJamming leans more toward jam sessions and social networking than recording, it does let collaborators exchange MIDI and 16-bit, 48 kHz audio files (see Web Clip 1). The service offers eJamming AUDiiO, a standalone audio-and-MIDI recorder that can synchronize with other musicians. You can join in on or offer sessions by invitation, which can be in the form of an audition to see if you are up to the task. Up to four players can be in on a session, and each can record a single audio track at a time, or a multichannel MIDI stack. The work flow is not very different from digitalmusician.net's software: although you receive audio from other musicians, the MIDI and uncompressed audio data from each participant is stored on their local drive and is not shared in real time.

Personally, I much prefer non-real-time, offline exchange and compilation of files. Intermediary recording software connecting collaborators over the Internet can add multiple layers of unnecessary complexity to an already complex recording process. There is an inherent amount of latency in streaming audio—compressed or otherwise—which is an issue when playing or recording using streaming online software such as DML or Source-Connect. As a consequence, you must wear headphones, ignore the acoustic sound of your instrument, and compensate by adjusting your playing to try to stay in the pocket. Not an easy way to groove.

What's more, if you don't want to use compressed,



FIG. 3: Indaba Music's Session Console gives remote collaborators a central interface to upload and download audio files and audition multitrack material.

low-bandwidth audio in your final mix, you ultimately must resort to file sharing the high-bandwidth audio recorded locally on your hard drive (from your DAW), anyway. Considering all that, I found streaming online recording to be too troublesome to pursue. However, you may feel otherwise. Either way, you still have the option of offline file sharing if streaming proves too difficult.

What's in Store

Another advantage of using an online collaboration service is that any session data you record or transfer through its servers will be backed up, at least for the duration of your project. You can assume that the service takes care of and guards its storage better and more

Session Communication	Real-Time Streaming	Support	Optional Open Collaboration
audiovisual chat via DMR, DML, and DMM software	via DMR and DML software	email, forum, phone	yes
chat via eJamming AUDiiO	audio only	email, forum	yes
chat and blogging through Song Page, audiovisual chat via Virtual Glass software (not yet available)	via Virtual Glass software (not yet available)	email, forum, phone, Web conference, video tutorials	no
messaging and blogging	no	email	yes
no	no	email	no
audiovisual chat via DMR, DML software	via DMR and DML software, Source-Connect	email	no



often than you do. Gina Fant-Saez of eSession says, "We operate and maintain our own servers and have 128-bit SSL encryption for file transfers. We've implemented a comprehensive, layered security infrastructure that utilizes industry-standard security authentication and authorization. Data is protected at multiple layers—from the server infrastructure all the way up through the application layer."

SessionPlayers encrypts your session files before transmitting them, and backs them up to disk. At i-Studio.net, your session data is stored online and backed up to DVD. Some of these services will erase your files from their servers after the project is completed. At eSession, you also have the option to pay for long-term file storage.

What's My Line

If you have ever dreamed of recording with top-tier session players, you can do it through online collaboration. Besides the cachet of working with high-profile, experienced studio pros, you can count on these play-



FIG. 4: A number of online collaboration services offer access to A-list musicians for your sessions. This screen shot shows some of the keyboardists available at SessionPlayers.

ers to be adept at delivering excellent tracks quickly and professionally.

SessionPlayers and eSession host a dazzling roster of top-shelf musicians, but each takes a different approach to the process. SessionPlayers hews more closely to the model of a production service than a two-way musicians' network: you pay a membership fee, hire your choice of


musicians from an array of first-call players (see Fig. 4), fill out a form listing contact information and session details, and upload MP3 reference tracks and charts. SessionPlayers will then contact you and discuss your recording options and offer production suggestions. If your needs (or your finances) are more modest, it can arrange demo sessions from a cadre of musician-programmers who will develop your arrangement with a sequencer using synthesizers and samplers. As with any of these services, musicians may choose to decline your project; Robben Ford, Leland Sklar, and Peter Erskine may think twice before playing on your hip-hop version of "Beer Barrel Polka." Then again, anything is possible.

A laissez-faire approach guides the work flow at eSession. You become a member (at present, membership is free for a basic account with 250 MB of data-storage space), locate your talent, and submit a work request, an MP3 demo of your song, and a flat \$25 fee, and the offer goes to the talent. If they choose to play, the talent can set the rates on a project-by-project basis,

CENTER FOR DIGITAL IMAGING ARTS AT BOSTON UNIVERSITY

TURN it UP

IT'S YOUR LIFE



CDIA
BOSTON UNIVERSITY

RECORDING ARTS | CERTIFICATE PROGRAM

Find out what it takes to design audio for music, television, film and interactive media. Learn current trends, use the latest technology and get real experience. *Apply today!*

CALL 800-808-CDIA EMAIL INFO@CDIABU.COM WEB WWW.CDIABU.COM

and you are free to negotiate until you can come to an accord (or not). Negotiations have their own page with a record of the transactions—a great idea should any disputes occur later. If the talent can't accommodate your project, your \$25 fee is refunded; if they agree to play, you must arrange a 50 percent payment before the recording can begin.

I particularly appreciated eSession's elegant, clean organization of the entire online collaboration process. From account information to the Stem Banks to plentiful video tutorials to drag-and-drop capabilities for uploading and downloading of tracks, eSession's browser-based application really becomes part of your workstation. Other than the company touting its features on its home page, there are no flashing, animated banners or ads to distract (which you find with some of the others). The company offers a WebEx-based orientation that explains how its service works. You can sign up for this scheduled live tutorial—where you're free to ask questions whenever you want—as many times as you like.

Although i-Studio.net (see Fig. 5) offers the least frills of the services I looked at, it gives you access to plenty of top-shelf players, which is its primary mission. You may recognize several of the names involved in it from the popular Discrete Drums sound libraries. In fact, i-Studio.net is a spin-off of Discrete Drums, and now even offers custom sessions set up in the same multitrack arrangement as the original sound library.

The elite team of players at i-Studio.net have worked with an impressive list of artists, including John Lennon, Johnny Rotten, Pat Metheny, and Bob Dylan. The musicians ply their trade at select studios in New York, Los Angeles, and Nashville. This limited set of recording facilities ensures a consistent level of quality from project to project. At the i-Studio.net site, you can listen to MP3 demos of the various musicians' work to help you determine whether they're right for your project. The musicians start with a negotiable base fee of \$250 for a three-hour recording session, and will record multiple takes for you within that time frame.

At DMN and eJamming I recognized fewer high-profile players, but you can choose from a menu of musicians from around the world to collaborate or jam with. The DMN home page lists projects,

musicians in search of other musicians, special DMN events, the latest forum posts, and more. Projects can be free and completely open to participation, or closed sessions with a wide range of fees offered by the Administrator, who can be the owner of the project or a participant designated to grant access to the files. Because DMN is more global in scope, I found not only pianists, drummers, guitarists, and bassists to play rock and pop, but also banjoists, accordionists, and mandolinists looking to play progressive bluegrass and fusion (my musical styles of choice). This more eclectic

WHERE WILL YOUR INSPIRATION HIT?



MXL-USB.006

Music & Videos

- Plug and Play, no software to install
- True studio quality condenser microphone
- Large 22mm gold capsule
- Comes complete with travel case, table stand and 10' USB 2.0 cable



MXL-USB.007

XY Stereo, Solo & Ensemble

- Perfect for recording live demos on location with true XY stereo imaging
- Twin large 22mm gold capsules
- Comes complete with travel case, table stand and 10' USB 2.0 cable



MXL-USB.008

Podcasting & Voiceover Narration

- Plug and Play, no software to install
- Professional condenser microphone
- Large 32mm gold capsule achieves broadcast quality recordings
- Comes complete with case, table stand and 10' USB 2.0 cable

MXL has a portable solution to capture the moment

For a dealer near you or for a free demo CD call:
800-800-6608 / www.mxl-usb.com



Where Great Recordings Begin





approach can be useful when you are looking for less conventional instrumentalists, although it is advisable to audition potential collaborators' MP3s first, to make sure you are on the same page, musically speaking.

Indaba Music boasts a membership of around 5,000 (about 25 percent of which are from outside the United States), and the site's extensive social-networking facilities make it easy to find and audition potential collaborators. You can ask any of the members to play on your project, or keep your session totally private. "We give the session owner complete control over who can download which files, and who they let into the session," says cofounder Matt Siegel.

With every service except i-Studio.net, you have the option of bringing in musicians who are not signed up with the group, either by recruiting them as new mem-



FIG. 5: One of the player profiles at i-Studio.net, a service that doesn't offer a lot of extras but has a stable of solid studio players that you can hire.

bers or by granting them temporary access to your files on the company's server. With a paid Studio account, DMN lets you set up as many as seven subaccounts for nonregistered musical collaborators.

BERLINER MICROPHONES

Introducing the New Berliner U77 Tube Microphone!

- Handcrafted Classic Studio Design
- Hand Built PSU with 3 Pattern Switching
- German Made Capsule, Berlin Style
- Hand Tested NOS Raytheon 5703 Tube
- Hand Wound Transformers
- Gotham Cable, Tuchel Connectors
- Custom Shockmount & Accessories
- Solid Cherry Wooden Mic Case



The Art of Sound or the Sound of Art?

Either way, we are confident that when you get your hands on the new Berliner U77 you will undoubtedly agree this is one beautiful microphone with a natural, warm, full sound you will fall in love with instantly! It's what you should expect from a high-end, hand-built piece of workable art!



WWW.BERLINERUSA.COM
Capturing the Sound of the Future!

1-888-MIC-THIS (642-8447) • 208-545-0446 (FAX) • ©2007 BERLINER USA, INC.



KURZWEIL

Billy Joel
David Rosenthal
Elton John
Incubus
Cirque du Soleil
Paul McCartney
The Boston Pops
Mike Garson
Jamie Foxx
The RZA
Alicia Keys
Blue Man Group
Wicked
Stevie Wonder
John Carin
Rick Wright
Steve Walsh
The Dresden Dolls
Peter Gabriel
Rick Wakeman
Patrick Moraz
Jon Anderson of Yes
The Moody Blues
Manhattan Transfer
John Novello
Chick Corea
Greg Mathieson
Pete Townsend
Fall Out Boy
Kenny Rogers
TBN
Just to name a few...

We don't pay artists, producers, composers, or music directors to use Kurzweil, they choose to.

KURZWEIL... SOUND
IT'S THE **SOUND**
... Always

WWW.KURZWEILMUSICSYSTEMS.COM

World Radio History



Into the Fray

My eSession project (see Web Clips 2 through 4) started with a MIDI arrangement of a spooky old modal mountain tune whose general melodic contours were easily adaptable to a modern electronic arrangement reminiscent of Weather Report—at least, that's what I had in my mind's eye. Fortunately, I found my old friends and collaborators Jimi Tunnell (guitar) and Jeff Ganz (bass) on eSession, and was able to negotiate a very reasonable fee. Because they were familiar with my eclectic mind-set, we were able to hash out

the details of the arrangement quickly.

Each musician worked with three reference files: an MP3 of a full arrangement, an MP3 with its instrumentation stripped down to the basic rhythm-section instruments, and a 24-bit, 48 kHz stereo stripped-down mix of the track minus their particular instrument. We then sent suggestions back and forth either through phone calls, email, or the eSession chat application and fleshed out the details. We were not set up for a simultaneous online recording session, and I preferred to give my collaborators time with their ideas without pressure, so this method suited me perfectly (see Web Clip 5).

Despite the best of intentions, it's impossible to account for every individual musician's computer configuration, and collaboration through a Web browser can add a few layers of complexity. Don't be surprised by the odd hurdle here and there. Everything else being perfect, I found that my browser (Netscape on my PC) was not fully supported by eSession. It was an easily remedied problem (I downloaded a new browser), but it underscored the need for patience, a modicum of Web savvy, and a bit of research into the system requirements of the service that you choose.

A problem occurred when one of my Stem Bank files was inadvertently clocked to 44.1 instead of 48 kHz. This is where online collaboration shines. As soon as I discovered the problem, I converted the problematic track to 48 kHz, re-uploaded it, and deleted the original. In all, correcting the problem and getting the new file online took ten minutes—compare that with the best overnight delivery offered by your favorite carrier.

In another instance, one of my collaborators could not get my files to play back at the right pitch or tempo. Of course, this was another word-clock problem (for more on word-clock issues, see "Timing Is Everything" in the August 2007 issue of EM, available at www.emusician.com), and eSession's technical support was able to track it down to an incompatible word-clock setting in my partner's preamp.

Connectivity problems can be hard to troubleshoot. For example, one collaborator couldn't log in to respond to my work request. As it turned out, it was a matter of needing to update Java and Flash applications. Fortunately, eSession's well-informed

**Independence is
Mainstream**

The music industry is evolving.
Independent artists have more control than ever.
Musicians Institute will put the advantage in your hands.

Musicians Institute
School of Contemporary Music and Recording
Performance - Recording - Music Business - Guitar Craft - Film Production
1655 McCadden Place, Hollywood, CA 90028
1-800-ALL-PLAY (USA/Canada), 323-462-1384 (Int'l) admissions@mi.edu www.mi.edu

MUSICIANS INSTITUTE
20TH ANNIVERSARY
1987-2007

Next Open House:
Saturday, Jan. 26 '08
10:45 a.m.

MANUFACTURER CONTACTS

digitalmusician.net www.digitalmusician.net
eJamming www.ejamming.com
eSession www.esession.com
Indaba Music www.indabamusic.com
i-Studio.net www.i-studio.net
The PAN Network http://pan.com
SessionPlayers www.sessionplayers.com
Source Elements www.source-elements.com

customer support solved the problem quickly.

Customer support (in the form of email, forums, and sometimes phone support) at the various online collaboration services is generally willing to help you track down problems whether they are due to bugs in their system, browser difficulties, connectivity problems, software or hardware glitches (with the third-party hardware and software in your setup), improperly configured audio drivers, or pilot error. Such support provides a wide-ranging body of knowledge issuing from one source, and it beats having to seek

out customer support from the manufacturers of the individual products in your recording chain.

Collaborate, Collaborate

I can't say enough about how Web-based collaboration has helped me to realize ideas that have been in my head for years. I came to this story as a skeptic, and although none of the services are glitch-free, I'm convinced that the benefits of online collaboration outweigh any of its drawbacks.

Most of the services discussed in this article make it extremely easy and inexpensive to jump in and get your feet wet. If you are a composer in need of talent to realize the jingle that is due tomorrow morning, a songwriter up in the wee hours looking to develop the bridge you've just written, or a studio pro looking to find more work, there is sure to be something for you in one of these services. In fact, you'll probably find **EMWEB** much more than you anticipated. **EM** **GOODS**

Downbeat magazine once labeled Marty Cutler's music as "Eclectically Madcap." The MP3s from this project proudly substantiate the claim. You can visit his Web site and get in touch at <http://web.mac.com/martycutler/>.



Are your mixes sounding flat and deflated?

Need them to sound warmer, fatter and louder?

Oxford
Plugins

Inflate your mix



The Oxford Inflater from Sonnox will make *anything* sound louder, larger and warmer, giving depth to your mixes and breathing life into vocal tracks and instruments.

Compatible with all platforms - Audio Units, VST, PowerCore, Pro Tools RTAS and TDM - download your demo version of the Inflater today, and inflate YOUR mix !

www.sonnoxplugins.com

World Radio History

Sonnox

See and hear new DSP products
at AES NYC, Oct. 5-8 in
Demo Room #3D12.

AutoCal™



GLM

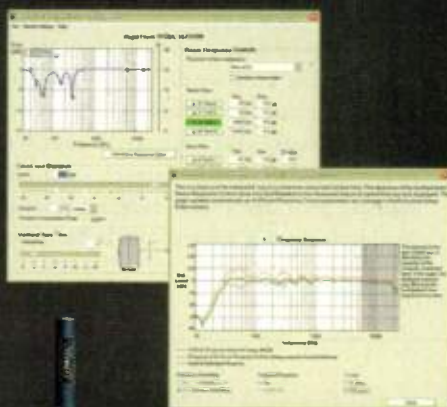
For Mac and PC

Designed to Adapt

Nature has come up with clever ways to let some animals adapt quickly to their environments.

At Genelec our new 8200,7200 DSP Series also have the ability to adapt to their environment, by design.

AutoCal™, Genelec's optimisation software takes into account level, distance and 8-band equalization to adapt each monitor loudspeaker to its immediate environment. What's more it does it as a system, with network control of up to 30 adaptable loudspeakers, including subwoofers.



On screen, GLM software uses its *Interactive Response Editor* to give visual indication, loudspeaker-by-loudspeaker, of exactly what the response of each loudspeaker is.

In 1978 Genelec brought active monitoring to the professional audio world. An essential part of our active design is the room response controls. They are included in every Genelec analogue model to help integrate them to the listening environment. To further this, Genelec Product Specialists travel the world providing system calibration services to ensure optimum monitoring performance for our large system customers.


The Genelec DSP Series now brings this commitment, along with our acoustical knowledge and experience, directly to every customer.

AutoCal™

Cleverly designed to give you the room to adapt.

GENELEC®

www.genelecusa.com



Chamber Made

By Dave Simons

Build a natural space for reverb effects in your studio.

These days even the most basic processors offer a wide variety of reverb options at the touch of a button. Years ago, however, the vast majority of recording engineers were wont to create their own reverberation effects using reflective rooms known as live echo chambers. Deceptively small (anywhere from 10 to 15 feet long on average, with a low ceiling) despite their enormous sound, echo chambers aped the kind of naturally occurring ambience heard in large concert halls. For years studio technicians would remedy a case of the dries by recording singers in adjacent stairwells or even bathrooms. By having a chamber on the premises, though, engineers could count on a dedicated, controlled space solely for the purpose of adding echo.

Rather than placing the performer inside the chamber, the engineer would send the signal from the console to a loudspeaker situated in a corner of the room. A microphone positioned at the opposite end (in order to maximize the echo effect) returned the reverberated sound back to the console, where it was then mixed with the original untreated signal. Adjusting the amount of reverb was simply a matter of increasing or decreasing the send or return signal, or even moving the microphone closer to or farther away from the speaker.

What is the hallmark of old-school echo? For one thing, it tends to be rounder and fuller (listen to any vintage jazz or vocal recording for proof), with none of the telltale crackling decay typical of inexpensive modern reverbs—in short, it sounds more like a real room. And because echo chambers were built by hand, history buffs can often tell where a song was recorded just by the sound of the chamber—Roy Orbison's "Oh, Pretty Woman" (Monument Studio, Nashville) and Steppenwolf's "Born to Be Wild" (American Recorders, Los Angeles) are just two examples of distinctive live echo in action. That concept caught my fancy, and not long after I'd finished writing

a book about some of that history entitled *Studio Stories: How the Great New York Records Were Made* (Backbeat Books, 2004), I built my own live echo chamber right off the drum room in my basement studio. Pretty extreme, I admit, but in all honesty the chamber echo sounds better than any of my digital reverbs, bar none. Most of all, it has a sound that's completely unique to this studio—and there's something very cool about that.

In reality, there's nothing all that complicated about building a chamber. The key is a hard masonry interior, and the most obvious place to find that kind of surface is the corner of a basement. Because you already have the concrete slab flooring and three concrete walls, all you have to do is put up one more wall and a ceiling, and presto—you have the framework for your chamber. (If you don't have a basement, hang on a bit; I'll discuss other options later.)

Getting Started: Framing the Chamber

I chose a remote section of the basement, far enough away from the main living space (for soundproofing purposes) yet easily accessible from the studio itself (see Fig. 1). The designated area measured 15 feet long and 8 feet high, but because of a nearby bulkhead it was only about 4 feet across. However, some very good chambers were also long and narrow. If you do it right, you can get echo in almost any size space.

Start by squaring off the chamber with a long wall made of Sheetrock, fastening the Sheetrock on both sides of the wall frame to a stud every 16 inches. If possible, angle the wall slightly inward (or outward) to create a trapezoidal space, so the sound waves can bounce in different directions. Use the Sheetrock to make a ceiling as well. For an opening, all you'll need is a simple cutout about three feet square, using a hatch

made of soundboard for a covering.

Now comes the important part: making an interior that's as solid, smooth, and reflective as possible. Some people use bathroom tile, which will work great but is ridiculously expensive. The majority of chambers are composed of plaster (a bargain at about five bucks per 50-pound bag) or, specifically, portland cement plaster, which is a standard plaster cut with some cement and lime. Once it's mixed, you have about 15 to 20 minutes to hang the plaster on the walls before it turns to rock. Therefore, mix the plaster in small batches and apply it in several layers

FIG. 1: An unfinished basement is an ideal place to build your own echo chamber.



DAVE SIMONS



DAVE SIMONS

FIG. 2: Place a speaker near and facing into a corner of your echo chamber and adjust its position to get the sound you want.

to both the Sheetrock wall and the preexisting concrete wall, smoothing each layer with a large wet sponge once the plaster begins to set.

Another old trick involves adding hard rounded corners to your chamber to help keep the sound waves moving. Some of the best chambers were actually oval-shaped for this reason. Simply attach a length of Sheetrock or plywood to each corner of the room and then cover it with plaster in several layers.

To make the interior as reflective as possible, chamber builders typically covered their walls, ceiling, and floor with several coats of shellac or even oil-based marine paint (and given the lack of ventilation, nearly asphyxiated themselves in the process). To make sure you're around to enjoy the finished product, use a high-gloss latex paint instead. Be sure to cover the inside of the soundboard hatchway as well.

Though a good extension cable would suffice, it's not a bad idea to bring some dedicated power into the room. Wiring in a combination porcelain lamp holder/outlet box, or something similar, will provide you with light as well as juice—handy should you decide to use a condenser mic, for instance.

Once completed, give your chamber a preliminary test by sticking your head through the hatch—and only your head, because your body will absorb the echo if you stand inside the chamber—and then giving a good yell and clapping your hands. If the echo decays too rapidly or the tone seems fluttery, try the following:

1. Go back into the chamber and inspect for gaps of any kind, then get out the plaster and cover any potential offenders good and proper. This is crucial—in order to keep those sound waves in motion, the chamber should almost resemble the inside of a refrigerator, says producer Mark Neill, owner of San Diego-based

Built from the stuff that studio dreams are made of



XLogic Alpha Analogue products feature our unique VHD technology, a 100% analogue circuit that adds a variable blend of 2nd or 3rd harmonic distortion to your signal. At relatively low input gain settings 'VHD' preamps deliver ultra-clean recordings. Increase the input gain and adjust the VHD control and you can inject your source recordings with anything from '50s valve-style overdrive through to hard-edged '70s transistor-style grit - or any blend of the two.

Designed by the engineers behind our legendary recording consoles, the new XLogic Alpha range brings the 'big record sound' of SSL to your home or project studio at a surprisingly affordable price. Alpha VHD Pre adds four SSL mic preamps to any line level DAW audio interface, transforming it into a high quality, multi-channel SSL analogue recording system. Alpha Channel is a classic console-style channel strip, with analogue & digital outputs and all the features you need to record great vocal and instrument tracks.

Find out more about bringing the SSL sound to your studio at www.solid-state-logic.com/xlogic

Sweetwater
Music Instruments & Pro Audio

(800) 222-4700
www.sweetwater.com

XLogic Alpha. This is SSL.

Solid State Logic
SOUND | VISION

Oxford +44 (0)1865 842300 New York +1 (212) 315 1111 Los Angeles +1 (323) 549 9090 Paris +33 (0)1 48 67 84 85 Milan +39 039 2328 094 Tokyo +81 (0)3 5474 1144

Bad Drum Sound? Replace It.



Is your drum sound driving you nuts? Relax - Drumagog will make those old, stale drums sound like a million bucks! It works by automatically replacing what's on your audio drum tracks with samples of new drums. The industry choice for over 5 years, Drumagog is available for both PC and Mac, in VST, RTAS, and Audio Units plug-in formats. See why producers Chuck Ainlay, Brian Tankersley, and Greg Ladanyi use Drumagog in their projects every day.

877-318-WAVE
www.drumagog.com


WAVEMACHINE LABS

can obviously present some soundproofing issues. In fact, I now do just the opposite—I use only a moderate amount of send level while boosting the return (hence the importance of the condenser mic).

Other Natural Reverb Solutions

If building a chamber isn't feasible, there are numerous ordinary household items that can provide organic reverberation in a pinch. A shower stall or tiled bathroom will do, as will a concrete bulkhead, a length of metallic heating duct, or even a galvanized garbage can. Simply wire up as you would a standard chamber. Other "found" spaces include hallways and stairwells; some of the best echo on record came from such environments. You can even make a chamber outdoors—Les Paul once built one into a hillside adjacent to his home. I even know someone who converted an old concrete septic tank into a chamber (and no, it didn't sound at all like crap).

"I don't think I really got the whole picture until I had a chamber of my own that was producing a recognizable reverb sound," says Liam Watson, owner of London's ToeRag Studios and producer-engineer for the White Stripes, among others. "It literally changed my life! The thing about an echo chamber is that until you've actually used one, you can't really understand how different the echo sound is from anything that's processed. There are studios that still have the old chambers but won't use them, even though it would only take them about half an hour to set them back up. But for me, it's been the biggest breakthrough ever."

Naturally, it's way easier to get reverb out of a box, and like all things analog, a live chamber requires some willingness to work and experiment. But if creating sounds that aren't just like everyone else's appeals to you, then a 4 x 15 room made of plaster and paint may be a good place to start. **EM** 

Dave Simons is a faculty adviser with BMI's online resource center Songwriter101.com. He is the author of Studio Stories: How the Great New York Records Were Made (Backbeat Books, 2004) and Analog Recording: Using Vintage Gear in Today's Home Studio (Backbeat Books, 2006).

WWW.EMUSICIAN.COM

Experience THE WORLD'S LOWEST PRICES!

EVERY MAJOR BRAND IN STOCK!

Guitars • Amps • Drums • Keyboards • Synthesizers • Samplers
Sound Systems • Recording Equipment • Software • Accessories



Christopher Cross with
West L.A. Music's Andy Winston

Steve Winwood with
West L.A. Music's Mark Spiwak

Grammy Award winner Seal with
West L.A. Music's Rick Waite



Maxi Priest's "Chizzy" Chisholm
with West L.A. Music's Rick Waite

West L.A. Music's Rodney George
with comedian George Carlin

Todd Rundgren with
West L.A. Music's Don Griffin

Shop Where the Pros Shop • Call Us Today!



West L.A. Music

West Los Angeles (310) 477-1945 • Universal City (323) 845-1145
Fax (310) 477-2476 • sales@westlamic.com

We will beat any price from any authorized stocking dealer anywhere in the United States.

Built from the stuff that studio dreams are made of



TM
Variable Harmonic Drive

XLogic Alpha Analogue products feature our unique VHD technology, a 100% analogue circuit that adds a variable blend of 2nd or 3rd harmonic distortion to your signal. At relatively low input gain settings 'VHD' preamps deliver ultra-clean recordings. Increase the input gain and adjust the VHD control and you can inject your source recordings with anything from '50s valve-style overdrive through to hard-edged '70s transistor-style grit - or any blend of the two.

Designed by the engineers behind our legendary recording consoles, the new XLogic Alpha range brings the 'big record sound' of SSL to your home or project studio at a surprisingly affordable price. Alpha VHD Pre adds four SSL mic preamps to any line level DAW audio interface, transforming it into a high quality, multi-channel SSL analogue recording system. Alpha Channel is a classic console-style channel strip, with analogue & digital outputs and all the features you need to record great vocal and instrument tracks.

Find out more about bringing the SSL sound to your studio at www.solid-state-logic.com/xlogic

XLogic Alpha. This is SSL.

Sweetwater

Music Instruments & Pro Audio

(800) 222-4700

www.sweetwater.com

Solid State Logic
SOUND | VISION

SERIOUS INNOVATION


The Reflexion Filter



USB2200A



GM10 Guitar Mic




Achieve Microphone Position Consistency



617.623.5581
www.sonicus.net
info@sonicus.net

Chamber Made



CHUCK DANNER

FIG. 3: Point your mic away from the speaker and place it at the opposite end of the chamber.

Soil of the South Studios. "This guy once built a chamber using ceramic tile but neglected to grout between the tiles, and it was just dead in there," recalls Neill. "The second he finished filling in those little grooves, the thing rang forever!" While you're at it, get a caulking gun and carefully seal all ceiling, floor, and wall joints.

2. From the inside of the chamber, apply some pressure to the Sheetrock wall and make sure it's good and solid—even the slightest bit of vibration can kill the echo. If you feel any movement at all, reinforce the wall by adding extra Sheetrock screws at each stud until the entire frame is totally secure.

Setting Up the Chamber

To generate your effects send, you'll need a speaker situated at one end of your chamber, facing into the corner (rather than at the microphone, because you want the least amount of direct signal possible; see Fig. 2). A small speaker is preferable, since speakers with larger cabinets can add absorption and also tend to produce tubbier echoes. At the other end of the chamber, suspend a microphone on a boom stand, pointed away from the speaker toward one of the opposite corners (see Fig. 3). After much experimenting, I settled on a Røde tube condenser mic for the return, because a hotter mic would

increase the amount of available signal from the chamber. However, even a basic dynamic mic such as a Shure SM57 would be suitable.

To drive your speaker, connect a small power amp to the effects send patch of your console. From the outputs of the amp, run some speaker wire out to the chamber, punching a hole in the walls just large enough to allow the wires to pass through, and connect the

speaker. Then connect a long mic cable to the effects return of your console, and run that out to the chamber microphone. Incidentally, should you want a stereo effect, simply use two mic-speaker combinations, one for each side of the chamber.

There are a few tricks you can try to enhance the sound of the reverberation. Using predelay widens the gap between the untreated signal and the "chambered" return. (In the old days, engineers used a tape machine for this purpose, but a digital delay will work just fine.) Running the return through a compressor helps maximize the ring-out, while placing a noise gate in the signal path can prevent extraneous sounds from intruding once the echo has faded. You can also equalize either the send or the return to the chamber, as needed. Hint: though the tendency is to add all effects after the fact, experts contend that you get far more echo out of the chamber when using it live.

Depending on the size of your space and your attention to detail, your chamber should ring anywhere from two seconds minimum to a possible four seconds for larger chambers (mine clocks in at around three seconds on a good day; see Web Clips 1 through 5). Some engineers insist that you have to crank the send to get the best sound out of the chambers, but this approach

WWW.EMUSICIAN.COM

EXPERIENCE FIRST CLASS.




NEW
COLLECTION
available in stores
OCTOBER 1!

Whether you're looking for sampling, synthesizers, classic keyboards, or guitar processing, NATIVE INSTRUMENTS products are #1 in their class. Our new Fall collection features brand new versions of these best-selling instruments and bundles. Check them out at your authorized dealer and experience first class for yourself.

Learn more at www.native-instruments.com/fall2007

**KORE
READY**



NI NATIVE INSTRUMENTS

THE FUTURE OF SOUND

Bad Drum Sound? Replace It.



Is your drum sound driving you nuts? Relax - Drumagog will make those old, stale drums sound like a million bucks! It works by automatically replacing what's on your audio drum tracks with samples of new drums. The industry choice for over 5 years, Drumagog is available for both PC and Mac, in VST, RTAS, and Audio Units plug-in formats. See why producers Chuck Ainlay, Brian Tankersley, and Greg Ladanyi use Drumagog in their projects every day.

877-318-WAVE
www.drumagog.com

WAVEMACHINE LABS

can obviously present some soundproofing issues. In fact, I now do just the opposite—I use only a moderate amount of send level while boosting the return (hence the importance of the condenser mic).

Other Natural Reverb Solutions

If building a chamber isn't feasible, there are numerous ordinary household items that can provide organic reverberation in a pinch. A shower stall or tiled bathroom will do, as will a concrete bulkhead, a length of metallic heating duct, or even a galvanized garbage can. Simply wire up as you would a standard chamber. Other "found" spaces include hallways and stairwells; some of the best echo on record came from such environments. You can even make a chamber outdoors—Les Paul once built one into a hillside adjacent to his home. I even know someone who converted an old concrete septic tank into a chamber (and no, it didn't sound at all like crap).

"I don't think I really got the whole picture until I had a chamber of my own that was producing a recognizable reverb sound," says Liam Watson, owner of London's ToeRag Studios and producer-engineer for the White Stripes, among others. "It literally changed my life! The thing about an echo chamber is that until you've actually used one, you can't really understand how different the echo sound is from anything that's processed. There are studios that still have the old chambers but won't use them, even though it would only take them about half an hour to set them back up. But for me, it's been the biggest breakthrough ever."

Naturally, it's way easier to get reverb out of a box, and like all things analog, a live chamber requires some willingness to work and experiment. But if creating sounds that aren't just like everyone else's appeals to you, then a 4 × 15 room made of plaster and paint may be a **EMWEB** good place to start. **EM** **GROUP**

Dave Simons is a faculty adviser with BMI's online resource center *Songwriter101.com*. He is the author of *Studio Stories: How the Great New York Records Were Made* (Backbeat Books, 2004) and *Analog Recording: Using Vintage Gear in Today's Home Studio* (Backbeat Books, 2006).

Experience **THE WORLD'S**
LOWEST PRICES!
EVERY MAJOR BRAND IN STOCK!
Guitars • Amps • Drums • Keyboards • Synthesizers • Samplers
Sound Systems • Recording Equipment • Software • Accessories



Christopher Cross with
West L.A. Music's Andy Winston

Steve Winwood with
West L.A. Music's Mark Spiwak

Grammy Award winner Seal with
West L.A. Music's Rick Waite



Maxi Priest's "Chizzy" Chisholm
with West L.A. Music's Rick Waite



West L.A. Music's Rodney George
with comedian George Carlin



Todd Rundgren with
West L.A. Music's Don Griffin

Shop Where the Pros Shop • Call Us Today!

West L.A. Music

West Los Angeles (310) 477-1945 • Universal City (323) 845-1145
Fax (310) 477-2476 • sales@westlamusic.com

We will beat any price from any authorized stocking dealer anywhere in the United States.

WWW.EMUSICIAN.COM



REMIX [hotel] los angeles 2007




3

Days of fat beats,
mad science and the hottest
music gear in the industry...

where are YOU gonna be?

November 8-10, 2007 • SAE Institute of Technology
6565 Sunset Blvd, Suite 100 • Los Angeles, CA 90028

FREE music-production master classes, workshops, panels, gear demos and performances from today's hottest artists, DJs, producers and manufacturers. Details to come. Check for updates at remixhotel.com.





YAMAHA &



steinberg


The Best of Both Worlds.

MOTIF XS – MUSIC PRODUCTION SYNTHESIZER

Xpanded Articulation sounds featuring 355MB of wave ROM will inspire your creativity. Performance Recording with 4 intelligent arpeggiators and over 6000 phrases instantly captures your musical ideas. An Integrated Sampling Sequencer with up to 1GB of memory lets you create complete MIDI/audio productions. Studio-style mixing and VCM effects let you master your music right on-board. FireWire and Ethernet computer connectivity and a special Yamaha version of Steinberg software—Cubase AI4—expand your possibilities. With the large color LCD and 8 knobs and sliders for hands-on control, making great sounding music has never been easier.

- New UI with large color LCD and 8 knobs and sliders
- Xpanded Articulation synth engine with 355MB of wave ROM
- Studio-style mixing environment with Virtual Circuitry Modeling effects
- 4 intelligent Arpeggiators with Direct Performance Recording
- Integrated Sampling Sequencer with 1GB of optional memory
- Total Computer Integration and Cubase AI software included

Motif XS6 pictured — also available in 76-note and 88-note versions



GOT CUBASE AI?
Save up to 50% on Cubase Studio4 (\$200) and Cubase 4 (\$400)

CUBASE

Whether you're using AI4 (the special Yamaha version of Cubase), Cubase Studio4 or Cubase 4, new Advanced Integration functions make sure your Yamaha hardware and Steinberg software work in perfect harmony. Download the AI extensions from www.Yamahasynth.com and features like true plug and play connectivity and direct importing of Motif XS songs will convince you that with Yamaha hardware and Steinberg software you really get the best of both worlds.



Cubase AI4

- 48 stereo audio playback tracks
- Up to 64 MIDI tracks
- HALion One Virtual Instrument with 150 Motif sounds
- 25 VST effects
- 8 FX return channels
- Notation with display quantize



Cubase Studio 4


- Unlimited stereo audio playback tracks
- Unlimited MIDI tracks
- HALion One with 600+ Motif sounds
- 33 VST effects
- 64 FX return channels
- Notation Plus Professional Scoring and Printing Support

HS50M & HS10W MONITOR SPEAKER SYSTEM

The new HS Series powered monitors were designed to be true studio reference monitors in the tradition of the famous NS10Ms. This means that mixes that sound good on Yamaha HS speakers will sound good on anything. In fact, that's the ultimate test of a reference monitor. Even better than that, HS series speakers not only sound good, they look great, too. Looking for a way to make your Motif XS sound even better? Pick up a pair of HS50Ms matched with an HS10W subwoofer and hear the Motif XS the way Yamaha did when they developed its sounds.

HS50M

- 5" white polypropylene cone
- 3/4" dome tweeter
- 70-watt biamplified power
- XLR and 1/4" connectors
- Room Control and Frequency Response switches



SWEETWATER – THE MOTIF & CUBASE XSPERTS

The XSperts at Sweetwater can configure the perfect computer system to complement your Motif XS and Cubase system. Whether it's the Creation Station PC or one of the Intel MACs, all Cubase 4 products and Yamaha products are complete cross platform compatible. Sweetwater's staff know more about system integration than anyone, and Steinberg and Yamaha have made our jobs even easier by working hard to make sure that Cubase 4 and the Motif XS are a perfect match and work to give you even more music production power!

www.sweetwater.com
(800) 222-4700

Sweetwater
Music Instruments & Pro Audio

Going DAW to DAW

By Brian Smithers

How to move projects between DAWs using OMF.

In a perfect digital world, collaboration with other electronic musicians would be a simple matter. Sessions would be passed seamlessly between DAWs. Unfortunately, you don't live in that world, and you probably won't—at least for a while. There are accepted standards such as Broadcast Wave (BWF) and Standard MIDI Files (SMFs), but what about your audio edits? That's what OMF and AAF files are for, though they're not perfect yet.

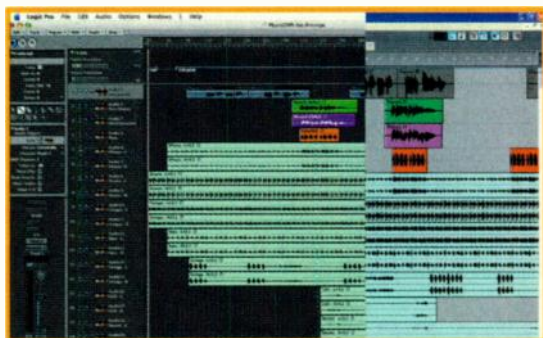
The Open Media Framework (OMF) is an interchange format devised by Avid in 1994. The Advanced Authoring Format (AAF) was developed by the Advanced Media Workflow Association (www.aafassociation.org) in 2000 to expand on OMF. Both enable a DAW or nonlinear video editor to export essential session parameters along with audio and video data in a format that can be read by another DAW or video editor. All of the major DAWs support OMF, and most support AAF, although Digidesign Pro Tools LE and HD require the \$495 DigiTranslator add-on in order to use either OMF or AAF. (Pro Tools M-Powered does not support DigiTranslator.)

Picture Perfect

OMF and AAF provide a platform-independent file structure for describing media data, namely video and audio files, and *metadata*, or information about these files and how they are arranged in a project (see Fig. 1 and "Step-by-Step Instructions" on p. 64). In a common post-production scenario, the edited video session is exported as an OMF or AAF sequence and sent to the audio team to

be imported into their DAW of choice. After cleanup, editing, ADR, sweetening, and mixing, a final mix is sent back to be integrated with the final video.

FIG. 1: OMF and AAF provide the common ground for different DAWs to transfer session data back and forth for collaboration.



Note that OMF/AAF in this case is a one-way street. The video-centric roots of OMF/AAF and the downstream-only perspective, as far as audio is concerned, limit its use in music production scenarios.

Because they are generic, OMF and AAF don't describe complex program-specific parameters such as plug-ins and internal busing. Track automation, fades, and slip-edits are described, but they may not translate perfectly. MIDI tracks, regions, and even tempo maps are not provided for in OMF/AAF sequences.

To make OMF work for you, then, you must approach it with realistic expectations. Do not expect to be able to take an Apple Logic mix that is 90 percent ready to fly and move it into Pro Tools for the final touches. Even if you had used only plug-ins that are available within both hosts, the routing and plug-in settings would not translate. OMF and AAF, however, are useful during tracking and overdubbing. For example, sending an OMF version of a Nuendo session to a Sonar studio for vocal editing and tuning should work just fine.

Ecumenical Export

From your DAW's Save As or Export function, choose OMF or AAF. Which is better? During informal testing with my Full Sail compatriots, we had great success moving OMF sequences between all the major DAWs until we tried to go between Pro Tools and Steinberg Nuendo. Fortunately, an AAF version of the same session translated perfectly between those two. Based on this, you might be inclined to trust AAF more, but alas, not all DAWs support AAF. Whenever possible, export both formats.

If you don't ordinarily use BWF files, convert to that format on export for best compatibility. You will most likely have the option of embedding audio files into the sequence or leaving the audio external, as in most DAWs. Embedding creates simpler file management, as there is only one file to keep track of. It also facilitates the workflow for some DAWs. For example, Cakewalk Sonar can extract information about the audio's sample rate and bit depth from an embedded OMF but requires you to enter that information manually otherwise. File size, however, can be an issue with embedded files. Pro Tools, for one, cannot read an embedded OMF or AAF larger than 2 GB.

MIDI tracks do not export at all, so save them as an SMF. Even if your original session has no MIDI tracks,

CUBASE

Whether you're using AI4 (the special Yamaha version of Cubase), Cubase Studio4 or Cubase 4, new Advanced Integration functions make sure your Yamaha hardware and Steinberg software work in perfect harmony. Download the AI extensions from www.Yamahasynth.com and features like true plug and play connectivity and direct importing of Motif XS songs will convince you that with Yamaha hardware and Steinberg software you really get the best of both worlds.



Cubase AI4

- 48 stereo audio playback tracks
- Up to 64 MIDI tracks
- HALion One Virtual Instrument with 150 Motif sounds
- 25 VST effects
- 8 FX return channels
- Notation with display quantize



Cubase Studio 4


- Unlimited stereo audio playback tracks
- Unlimited MIDI tracks
- HALion One with 600+ Motif sounds
- 33 VST effects
- 64 FX return channels
- Notation Plus Professional Scoring and Printing Support

HS50M & HS10W MONITOR SPEAKER SYSTEM

The new HS Series powered monitors were designed to be true studio reference monitors in the tradition of the famous NS10Ms. This means that mixes that sound good on Yamaha HS speakers will sound good on anything. In fact, that's the ultimate test of a reference monitor. Even better than that, HS series speakers not only sound good, they look great, too. Looking for a way to make your Motif XS sound even better? Pick up a pair of HS50Ms matched with an HS10W subwoofer and hear the Motif XS the way Yamaha did when they developed its sounds.

HS50M

- 5" white polypropylene cone
- 3/4" dome tweeter
- 70-watt biamplified power
- XLR and 1/4" connectors
- Room Control and Frequency Response switches



SWEETWATER - THE MOTIF & CUBASE XSPERTS

The XSperts at Sweetwater can configure the perfect computer system to complement your Motif XS and Cubase system. Whether it's the Creation Station PC or one of the Intel NACs, all Cubase 4 products and Yamaha products are complete cross platform compatible. Sweetwater's staff know more about system integration than anyone, and Steinberg and Yamaha have made our jobs even easier by working hard to make sure that Cubase 4 and the Motif XS are a perfect match and work to give you even more music production power!

www.sweetwater.com
(800) 222-4700

Sweetwater
Music Instruments & Pro Audio

Going DAW to DAW

By Brian Smithers

How to move projects between DAWs using OMF.

In a perfect digital world, collaboration with other electronic musicians would be a simple matter. Sessions would be passed seamlessly between DAWs. Unfortunately, you don't live in that world, and you probably won't—at least for a while. There are accepted standards such as Broadcast Wave (BWF) and Standard MIDI Files (SMFs), but what about your audio edits? That's what OMF and AAF files are for, though they're not perfect yet.

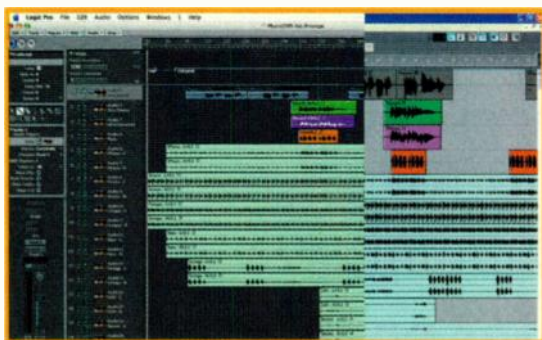
The Open Media Framework (OMF) is an interchange format devised by Avid in 1994. The Advanced Authoring Format (AAF) was developed by the Advanced Media Workflow Association (www.aafassociation.org) in 2000 to expand on OMF. Both enable a DAW or nonlinear video editor to export essential session parameters along with audio and video data in a format that can be read by another DAW or video editor. All of the major DAWs support OMF, and most support AAF, although Digidesign Pro Tools LE and HD require the \$495 DigiTranslator add-on in order to use either OMF or AAF. (Pro Tools M-Powered does not support DigiTranslator.)

Picture Perfect

OMF and AAF provide a platform-independent file structure for describing media data, namely video and audio files, and *metadata*, or information about these files and how they are arranged in a project (see Fig. 1 and “Step-by-Step Instructions” on p. 64). In a common post-production scenario, the edited video session is exported as an OMF or AAF sequence and sent to the audio team to be imported into their DAW of choice.

After cleanup, editing, ADR, sweetening, and mixing, a final mix is sent back to be integrated with the final video.

FIG. 1: OMF and AAF provide the common ground for different DAWs to transfer session data back and forth for collaboration.



Note that OMF/AAF in this case is a one-way street. The video-centric roots of OMF/AAF and the downstream-only perspective, as far as audio is concerned, limit its use in music production scenarios.

Because they are generic, OMF and AAF don't describe complex program-specific parameters such as plug-ins and internal busing. Track automation, fades, and slip-edits are described, but they may not translate perfectly. MIDI tracks, regions, and even tempo maps are not provided for in OMF/AAF sequences.

To make OMF work for you, then, you must approach it with realistic expectations. Do not expect to be able to take an Apple Logic mix that is 90 percent ready to fly and move it into Pro Tools for the final touches. Even if you had used only plug-ins that are available within both hosts, the routing and plug-in settings would not translate. OMF and AAF, however, are useful during tracking and overdubbing. For example, sending an OMF version of a Nuendo session to a Sonar studio for vocal editing and tuning should work just fine.

Ecumenical Export

From your DAW's Save As or Export function, choose OMF or AAF. Which is better? During informal testing with my Full Sail compatriots, we had great success moving OMF sequences between all the major DAWs until we tried to go between Pro Tools and Steinberg Nuendo. Fortunately, an AAF version of the same session translated perfectly between those two. Based on this, you might be inclined to trust AAF more, but alas, not all DAWs support AAF. Whenever possible, export both formats.

If you don't ordinarily use BWF files, convert to that format on export for best compatibility. You will most likely have the option of embedding audio files into the sequence or leaving the audio external, as in most DAWs. Embedding creates simpler file management, as there is only one file to keep track of. It also facilitates the workflow for some DAWs. For example, Cakewalk Sonar can extract information about the audio's sample rate and bit depth from an embedded OMF but requires you to enter that information manually otherwise. File size, however, can be an issue with embedded files. Pro Tools, for one, cannot read an embedded OMF or AAF larger than 2 GB.

MIDI tracks do not export at all, so save them as an SMF. Even if your original session has no MIDI tracks,

BAND-IN-A-BOX®

Program for
Windows® &
Macintosh®

2007.5 FOR WINDOWS® is here!

Electronic Musician
EDITORS' CHOICE

Attention Macintosh Users: Band-in-a-Box 12 for OSX is HERE!

INTELLIGENT MUSIC SOFTWARE FOR YOUR PC OR MAC® IS HERE!

Band-in-a-Box 2007.5 for Windows® is here—Automatic Accompaniment has arrived!

The award-winning Band-in-a-Box is so easy to use! Just type in the chords for any song using standard chord symbols (like C, Fm7 or C13b9), choose the style you'd like, and Band-in-a-Box does the rest... automatically generating a complete professional quality five instrument arrangement of piano, bass, drums, guitar and strings in a wide variety of popular styles.



MAJOR NEW FEATURES IN BAND-IN-A-BOX

RealDrums. We've added RealDrums to Band-in-a-Box—these are audio drum styles that replace the MIDI Drum track with actual recordings of top studio Jazz/Rock/Country drummers! These are not "samples" of single drum hits; they are full recordings, lasting from 1 to 8 bars, playing along in perfect sync with the other Band-in-a-Box tracks. The results are dramatically better than MIDI. They sound like a real drummer, because they are recordings of a real drummer! Adding a real instrument to the mix makes all of the Band-in-a-Box parts sound more authentic. We include a huge library of RealDrums Styles in the Pro and MegaPAK packages, and ALL of the RealDrums Sets in the SuperPAK and UltraPAK packages.

Chords from MP3 ("Audio Chord Wizard"). This is one of the all-time most requested features for Band-in-a-Box. This amazing wizard automatically figures out the chords from any MP3, WAV, or WMA (Windows Media) audio file and displays them in Band-in-a-Box. Just load in any MP3, WAV or WMA file and you'll instantly see the chords in Band-in-a-Box.

"...one of the few music products that sits in the 'must-have' category."
Sound On Sound

"...repeatedly surprises and delights you."
PC Magazine

... and many more (over 50 new features!)

More Hot Products from PG Music

PowerTracks Pro Audio 12 for Windows... \$49

New Version! Cool Features! Unbelievable Low Price!

The New PowerTracks Pro Audio 12: Music Making Made Fun.

PowerTracks Pro Audio is a powerful, feature-packed, audio/MIDI sequencing and digital recording program. With PowerTracks Pro Audio 12, we've added the Audio Chord Wizard and RealDrums. The Audio Chord Wizard "figures out the chords" from MP3, WMA, WMA files and audio CD's. Just open up an MP3 file, tap in the tempo for a few bars, and you have the chords to the song, displayed on the PowerTracks Chords Window, with the bars in sync to the MP3 file! The RealDrums feature instantly creates drum tracks, in many styles, from authentic audio drum recordings, to use instead of MIDI drum patterns.



Guitar Star - Brent Mason... \$49

Brent Mason is widely known as Nashville's #1 guitarist, and was named "Musician of the Year" in 1997 and 1998. Learn from the master with our interactive software program that has hours of video, audio, and tab of Brent playing and teaching his greatest riffs!

Oscar Peterson Multimedia CD-ROM... \$79.95

Multimedia Performances, Transcriptions, Autobiography, Photo Gallery, Discography, and more!

Musical Arcade... \$49

Four great arcade style musical games train your pitch and musical memory—Music Replay, Pitch Invasion, NoteMatch!, and NoteZapper

The Modern Jazz Pianist... \$49

Top studio musicians Renee Rosnes, Miles Black, Ron Johnston, and Brad Turner perform over 50 tunes in a wide variety of modern jazz styles.

PG Music Master Class Series

This collection of software programs is designed to illustrate basic skills to the beginner through advanced instrumentalist. Each volume includes lessons, exercises, practice tunes, and audio lessons from top musicians to help you master your instrument. It's the perfect way to practice your skills.

- ✓ Guitar Master Class Vol. 1: Beginner... \$29 | Vol. 2: Advanced Beginner... \$29
- ✓ Guitar Master Class Vol. 3: Intermediate... \$29
- ✓ The Jazz Guitar Master Class Vol. 1 or Vol. 2... \$29 each | Both Volumes... \$49
- ✓ Beginner Piano Master Class Vol. 1... \$29
- ✓ The Jazz Piano Master Class Vol. 1 or Vol. 2... \$29 | Both Volumes... \$49
- ✓ Blues Piano Master Class Vol. 1: Beginner... \$29

"An incredible program"
Jazz Education Journal

"4-Star Rating"
MacWorld

"Editor's Choice"
Electronic Musician

"Technical Excellence Finalist"
PC Magazine

Band-in-a-Box Prices...

- ✓ **Band-in-a-Box 2007.5 Pro... \$99 (upgrade \$49)**
Includes Band-in-a-Box 2007.5, Styles Sets 0-3, Soloist Set 1, Melodist Set 1, RealDrums Set 1.
- ✓ **Band-in-a-Box 2007.5 MegaPAK... \$269 (upgrade \$149)**
Includes Band-in-a-Box 2007.5, Styles Sets 0-68, Soloist Sets 1-11 & 16-20, Melodist Sets 1-8, RealDrums Set 1-3, & Band-in-a-Box Video Tutorial PAK.
- ✓ **Band-in-a-Box 2007.5 SuperPAK... \$349 (upgrade \$219)**
Includes Band-in-a-Box 2007.5, Styles Sets 0-68, Soloist Sets 1-11 & 16-20, Melodist Sets 1-8, RealDrums Set 1-10, & Band-in-a-Box Video Tutorial PAK.
- ✓ **Band-in-a-Box 2007.5 UltraPAK... \$499 (upgrade \$399)**
Includes Band-in-a-Box 2007.5, Styles Sets 0-68, Soloist Sets 1-20, Melodist Sets 1-8, all of the 101 Riffs and Phrases Series, all of the Fingerbooks, all of the Master Solos Series, 50 Country Guitar Solos, 200 Full songs, Copy the Duets, & Video Tutorial PAK.
- ✓ **PlusPAK upgrade from 2007 to 2007.5... \$59**
Includes Version 2007.5, RealDrums Sets 4-10, Styles Sets 67 & 68, & Soloist Sets 19 & 20.

PG music

PG Music Inc. • www.pgmusic.com

29 Cadillac Ave., Victoria, BC V8Z 1T3 CANADA

Phone (250) 475-2874 • (800) 268-6272

(888) PG MUSIC

www.pgmusic.com • sales@pgmusic.com

Fax (250) 475-2937 • (888) 475-1444

30 DAY MONEY BACK GUARANTEE

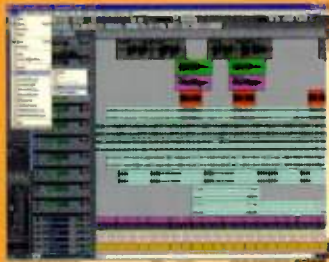
For Special Offers,
please visit

www.pgmusic.com/kb7

DOWNLOAD IT
NOW !!!

STEP-BY-STEP INSTRUCTIONS

1



In Sonar, export the project as an OMF sequence (File→Export→OMF).

2



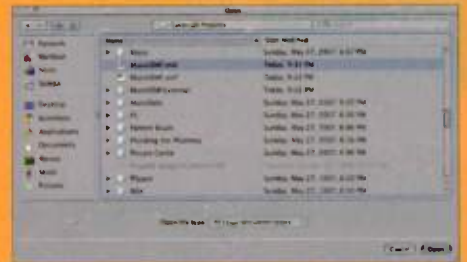
Choosing to embed audio within the OMF file helps avoid any file and path name confusion in the target DAW.

3



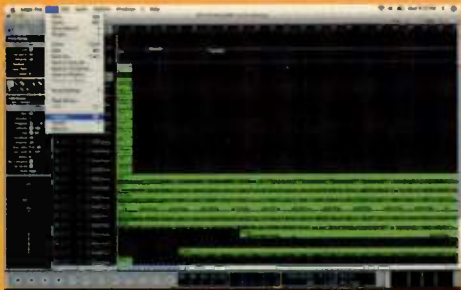
Save the project as a Type 1 Standard MIDI File (File→Save As) to convey tempo information.

4



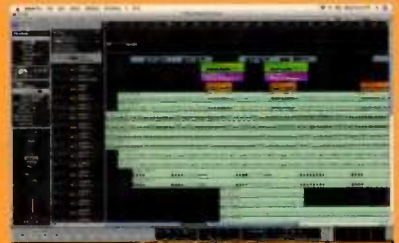
In Logic, open the Standard MIDI File (File→Open).

5



Import the OMF sequence and choose a folder for the audio files (File→Import).

6



The essential content of the Sonar project is now the basis of a Logic song, ready for overdubs, further sequencing, editing, and mixing.

saving an SMF enables you to transmit tempo information to the destination DAW.

Document everything! Name all tracks, regions, and files before exporting. Track and session comments won't translate, so write down critical session information and tracking notes—tempo, frame rate, timecode offset, and so on—in a plain text file, and include that file with

the OMF. If you plan ahead and allow time for surprises, OMF and AAF can be highly effective in bridging the gap between different applications. **EM**

Brian Smithers would like to thank his colleagues at Full Sail Real World Education for their hard-won expertise on OMF and AAF.

M-AUDIO

“Trigger Finger takes my performance options to a whole new level.” — **Joe Hahn,**
Linkin Park

M-Audio Trigger Finger is the drum pad controller of choice for pros like Linkin Park, who can use any gear they want. That's because Trigger Finger is about more than just the ability to trigger sounds, samples and video clips—it's about total performance and total control. Other drum pads use piezo sensors that are susceptible to vibration during performance, which can lead to false triggers. Trigger Finger uses superior FSR (Force-Sensing Resistance) technology for rock-solid performance and dependability. Add that to the onboard knobs and faders and we're taking ultimate creative control—on stage and in the studio.

- 16 velocity- and pressure-sensitive FSR pads > **precision triggering**
- individual assignable pressure on each pad > **flexible and expressive**
- 8 assignable knobs, 4 assignable faders > **total control**
- pre-programmed maps for popular software > **easy setup**
- new price > **\$199.95 MSRP**



MINUTES TO MIDNIGHT
**LINKIN
PARK**

▶ **Out In Stores Now**

▶ **See it now!**
www.m-audio.com/triggerfinger

▶ **GET M-POWERED**

www.m-audio.com

© 2007 Avid Technology, Inc. All rights reserved. Avid, M-Audio and Trigger Finger are either trademarks or registered trademarks of Avid Technology, Inc. All other trademarks contained herein are the property of their respective owners. Product features, specifications, system requirements and availability are subject to change without notice.

Morphology

By Jim Aikin

Expand your sound palette with oscillator morphing.

The oscillators in early analog synthesizers could produce only a few simple waveforms, so the job of shaping the tone color was handled by filters. Today, digital oscillators are far more sophisticated. Filters are still incredibly useful, but you can produce many types of lively, animated sounds without resorting to them.

Among the most powerful of the new oscillators are those in u-he Zebra 2 (www.u-he.com). This modular soft synth has a lot of slick options for timbral manipulation, but the highly flexible sound of the Zebra oscillators starts with waveform morphing. You can work directly with the waveshape or with the additive overtone spectrum.

Fake Filter Sweeps

Starting from Zebra's initial patch, choose SpectroMorph for the Oscillator mode. In this mode, the graphic display shows the waveform's overtone spectrum, not its waveshape. Set wave 1 to produce a very muted sawtooth tone, and set wave 16 to produce a very buzzy highpass sawtooth (see Fig. 1). While wave 16 is selected, Command-click (Mac) or Alt-click (Windows) on the wave 1 selector box to write new waveforms to tables 2 through 15 that morph smoothly from wave 1 to wave 16.

In the Oscillator module, assign Env2 as the modulation input for the wave parameter, turn up the amount, and turn envelope 2's sustain down to 0. When you play a note, you should hear a sound much like a highpass-to-lowpass filter sweep. You can control the sweep's length

by adjusting envelope 2's decay time. By creating more-complex frequency spectra for the two end points of the morph, you can generate a variety of sweep colors. By editing individual wave spectra in the middle of the series, you can create colorful bumps in the sweep. After doing any edits, reselect wave 1 to make it the end point for the envelope sweep.

In GeoMorph mode, the oscillator display shows the actual waveform rather than the overtone spectrum. For classic pulse-width modulation, drag the waveform points to create a very narrow

pulse shape in wave 1, create a square wave in wave 16, and, as before, set up a morph from one to the other.

Shimmering Bell Overtones

SpectroBlend mode provides pinpoint control over the overtones. Choose wave 1 and click on a few places in the display to create a waveform with some random overtones. Option-Command-click (Mac) or Ctrl-Alt-click (Windows) on the next seven waves to copy your spectrum to each of them, then edit each one very slightly.

Choose Lfo2 as the wave-modulation input, turn up the modulation amount to about 3.6, and slow down the rate of LFO2. Select wave 4 as the starting point because the LFO waveform goes both positive and negative. You'll hear subtle animation produced by the LFO sweeping slowly across the slightly different waveform spectra.

When you have something you like, Ctrl-click or right-click on the word Default in the Oscillator module and save your settings as an oscillator preset. Create a second oscillator, load this preset into it, slightly detune the two oscillators from one another, and pan them left and right. Increase the release time on envelope 1 and strike a few keys. You should hear a rich bell sound in which individual overtones fade in and out in subtle ways.

Wave Sequencing

To imitate PPG and Korg Wavestation-style wave sequencing, choose SpectroBlend mode and create 16 different waveforms with a lot of variety. Turn the Resolution knob all the way up to create sharper transitions between waves when step modulation is used.

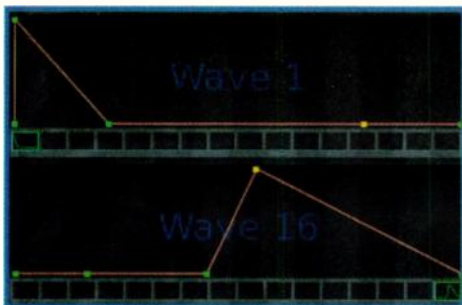
Choose Lfo2 as the input for the oscillator's Wave modulation and turn up the amount to about 7. Set the LFO to the user waveshape, its Restart mode to gate, and its Sync value to $\frac{1}{8}$. Leave the LFO waveshape display in Steps mode and draw some random steps. Now the LFO will produce a rhythmic wave sequence.

You can enhance the effect by switching to the oscillator's FX page and using another stepping LFO to modulate the Formanzilla or Ripples effect. Alternatively, use a wave-sequencing oscillator as an input for one of Zebra's FM oscillators or a comb filter. With a little experimentation and a modicum of taste, you can achieve spectacular results (see Web Clip 1). EM



Jim Aikin writes regularly for EM and Mix.

FIG. 1: These settings for the SpectroMorph oscillator produce a very muted sawtooth sound (top) and a highpass-filter sound (bottom). The display is a graph of overtone amplitudes.



GET IN THE ZONE

AND STAY THERE



ECHOLON is the zone at BLUFF ROAD STUDIO — www.bluffroad.com | www.preonson.com/echolon

FIRESTUDIO™

26x26 FireWire recording system with DSP mixer/router



Sweetwater customers have dozens of Firewire audio interfaces to choose from, yet FIRESTUDIO is among Sweetwater's best sellers. That's because Sweetwater recognizes that FireStudio is a cut above the rest. Utilizing next-generation technology, superior analog circuitry, XMAX Class A mic preamps, ultra-tight word clock with JetPLL™ jitter elimination technology, 52 channels of Firewire I/O and MSR remote capability, FireStudio has the hardware horsepower to be the center of any pro recording rig. Add rock solid Mac and PC drivers, zero-latency mixing/routing software and our ProPak software suite, and you've got an unbeatable system capable of putting you **IN THE ZONE** and keeping you there.

FEATURES

- High-speed FireWire (IEEE 1394) audio interface
- 24-bit resolution, up to 96k sampling rate
- 26 simultaneous inputs and outputs
- 8 XMAX Class A microphone preamps w/ trim control
- 6 analog line inputs, 2 instrument inputs
- 16 channels of optical ADAT I/O (8 ch. via 96k Dual SMUX)
- S/PDIF I/O, MIDI I/O
- JetPLL™ = jitter elimination technology = improved clarity and imaging
- Zero latency DSP mixer/router

Monitor Station Remote (Optional)

- Talkback, dim, mute & mono
- 3 modes: track, surround, mix
- Speaker/input source switching
- Dual headphone amps



Control Console DSP mixer/router (Included)



PreSonus ProPak Complete Software Suite (Included)

- Cubase LE
- Reason Adapted
- AmpliTube LE
- BFD Lite
- Drumaggy LE

Plus over 2GB of plug-ins, virtual instruments, drum traps & samples!



Sweetwater
Music Instruments & Pro Audio

1-800-222-4700
www.sweetwater.com

World Radio History

PreSonus

Sawing Logs

By Brian Smithers

Logarithms in music and audio.

Logarithm is a term that appears in many digital audio settings—logarithmic taper, logarithmic Velocity curve—but what does it really mean? It turns out that logarithms are useful in describing many of the concepts on which we depend. Frequencies, octaves, volume, and more behave in ways that would be awkward to describe without logarithms. In this article, I'll demystify the logarithm and explain its various applications in music and audio.

As electronic musicians, we deal with all sorts of numbers whose resolution changes drastically from low to high. Consider, for example, the relatively simple and familiar concept of musical octaves. Because an increase in pitch of one octave corresponds to a doubling of the fundamental frequency, an octave above 20 Hz is 40 Hz, whereas an octave above 1,000 Hz is 2,000 Hz. Between 20 and 40 Hz, a variation of 1 Hz represents 5 percent (1/20) of the octave—between 1,000 and 2,000 Hz, it represents only 0.1 percent (1/1,000) of the octave.

To put this doubling in mathematical terms, as the octave increases, frequency increases by a power of two: the frequency n octaves above a pitch P is $P \times 2^n$. Because n is literally the exponent of 2, this is called an *exponential relationship*. If pitch rises at a steady rate, as when a musician plays an ascending chromatic scale, frequency rises at an increasing rate. The distance in terms of fre-

quency between each subsequent pair of notes is greater than the distance between the previous pair of notes, yet musically each is a semitone (half step). Fig. 1 illustrates the relationship between musical intervals and frequencies.

So what is a logarithm? The logarithm is n , the octave. A logarithm is the power to which a certain base b must be raised to equal a particular number x . In other words, if $b^n = x$, then $\log_b(x) = n$. A logarithm is the inverse of an exponent.

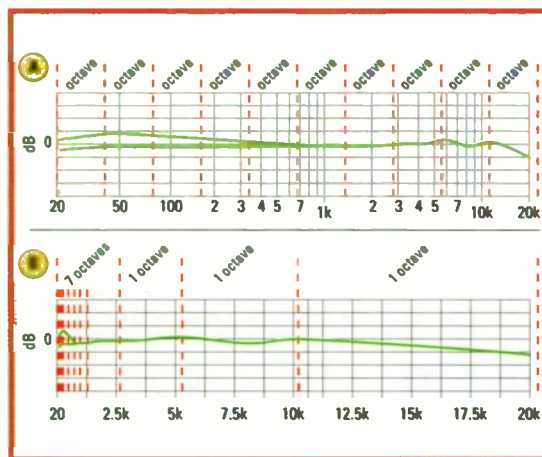
Logarithms solve two problems. First, they allow us to make meaningful comparisons of things, such as musical intervals, when the underlying numeric relationships vary according to range. An octave is still an octave whether it spans 20 Hz or 1,000 Hz. Second, logarithms enable us to describe very large and very small numbers with relatively simple numbers, as you'll see.

To Infinity and Beyond

Our ears can detect the sound of an insect's wings at arm's length, and our ears can be instantly damaged by a train horn at the same distance. In between are all the useful volumes. The ratio between the sound pressure of these two sounds is about a million to one. Imagine a manufacturer describing the signal-to-noise ratio of a new preamp in those terms!

Of course, this is why we use decibels (see the "Square One Classic" article "Decibels Demystified," parts 1 and 2, available online at www.emusician.com). Decibels define the ratio between two powers, so we can make meaningful comparisons between two numbers regardless of whether we're talking pascals or micropascals. They also narrow that million-to-one span to a range of 120 dB. A bel is the power to which 10 must be raised to equal the ratio in question—by definition, it's a logarithm. A decibel is simply a tenth of a bel. If sound A is 100 times louder than sound B, the ratio of their intensities is 100:1, or 100. Because $100 = 10^2$, the ratio is 2 bels, or 20 decibels. Mathematically, $d = 10 \log_{10}(I_A/I_B)$, with d representing the number of decibels and I_A and I_B representing the intensities of sounds A and B, respectively. The decibel, being a logarithm, allows us to describe the *relative* power of two signals regardless of whether their absolute powers are very small numbers or very large numbers.

The numbers tend to get a bit squirrely when



CHUCK DAHMER

FIG. 1: The traditional display of a frequency-response graph (A) uses a scale that is linear with respect to pitch and logarithmic with respect to frequency. A linear frequency graph (B) compresses most of the octaves in the low end of the scale.

GET ADDICTED TO THE GOOD STUFF!



- Complete Drum Production Studio in a Plug-in
- Ultimate Sound, Variety and Functionality
- Industry's Best GUI, Controlling the Kits, Mics, Room and Effects



➤ Drum Kit Design



➤ Room & Sound Control



➤ Beats & Fills Library



bigfishaudio

www.bigfishaudio.com/addictivedrums/

800.717.3474

decibels are used to describe different things. If you double the power of a signal, it increases by 3 dB: because $10^{0.3} = 2$ (approximately), $10 \log_{10}(2/1) = 10 \times 0.3 = 3$. However, since power increases by the square of the voltage, doubling the voltage yields an increase of 6 dB. The math for this depends on the simple fact that squaring a number multiplies its logarithm by 2. We therefore use $20 \log_{10}(2/1) = 20 \times 0.3 = 6$. To double the subjective loudness of a sound requires about ten times the power, so "twice as loud" means 10 dB higher: $10 \log_{10}(10/1) = 10 \times 1 = 10$. If all the math just makes you reach for the aspirin, just remember that a decibel is a logarithmic unit that enables us to cover a million-to-one scale with ease and clarity.

Tapers and Curves

If a fader on a console were built so that voltage varied evenly across the fader's length, then it would lower the volume by only 6 dB at its halfway point, leaving the vast majority of the fader's useful range in the bottom half of its travel. This would make smooth fade-outs virtually impossible. Instead, a fader has a *logarithmic taper* (see Fig. 2) so that it makes much smaller voltage changes at the bottom of its travel than at the top. This configuration is sometimes called *audio taper*, and it allows the fader to change level consistently across its range. Another way to say this is that the fader is linear with respect to volume rather than linear with respect to voltage.

Synthesizer keyboards often feature logarithmic Velocity response so that the loudest volumes are reserved for only the highest few Velocities—those that require the greatest effort. This corresponds to the way acoustic instruments respond. Sometimes *inverse* logarithmic (aka exponential, of course) response can be assigned to controllers to allow finer resolution in the upper range of the control.

In the digital world, each bit of quantization doubles the resolution, so *n*-bit audio has a resolu-

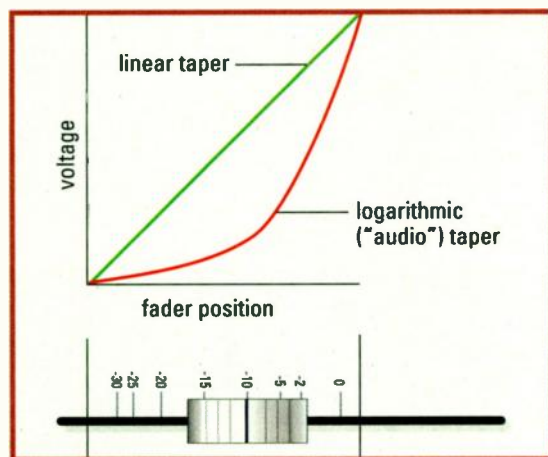


FIG. 2: A fader's taper is logarithmic with respect to voltage, spreading the useful dynamic range more evenly across its length.

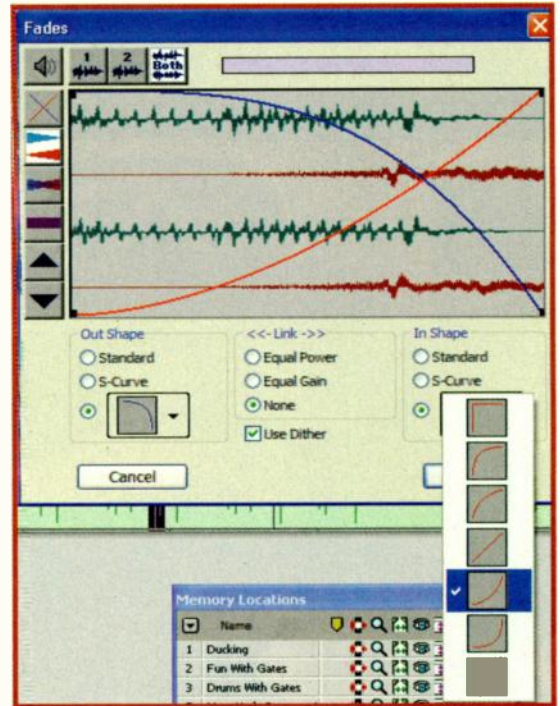


FIG. 3: Most DAWs offer a variety of linear, logarithmic, and exponential fade curves.

tion of 2^n quantization intervals. (This is true of fixed-point quantization—floating-point works a bit differently. See "Square One: How Your DAW Does Math" in the April 2007 issue of EM, available online at www.emusician.com.) Simultaneously, each bit doubles the voltage range that can be measured, increasing dynamic range by 6 dB. If this sounds suspiciously similar to the logarithmic nature of analog audio, it's no coincidence. PCM digital audio takes a quite literal approach to describing the analog waveform, so its structure is appropriately logarithmic.

In most DAWs, a variety of exponential and logarithmic fade curves is available, in addition to a linear fade (see Fig. 3). Typically, a linear fade-out dies away too quickly at the end, just as a linear-taper fader has too little low-volume resolution. A logarithmic curve gets progressively shallower as the volume drops, yielding effectively better resolution at the bottom (see Web Clips 1 and 2).

Be a bit wary when you hear the terms *logarithmic* and *exponential*. If you exchange the *x* and *y* axes of a logarithmic curve, you get an exponential curve. For most musical purposes, we are using logarithms to describe exponential phenomena. This lets us speak in terms of decibels, minor thirds, and so forth and leave the serious number crunching to the pocket-protector.

Brian Smithers is course director of audio workstations at Full Sail Real World Education. His latest book is *Mixing in Pro Tools: Skill Pack* (Thomson Learning, 2006).



CHUCK DAHMER




crowd. EM

The Ueberschall Liquid and Elastik Series.

Customized plugin engines that fit the sounds.



Liquid Instrument Series opens up unimagined ways of controlling existing musical phases in realtime. Enter a new world of sample versatility with L.I.S.



Quality sounds in an innovative, easy to use engine. The Elastik Series provides the perfect tools for producers, composers and DJs.



bigfishaudio

www.bigfishaudio.com

800.717-3474

World Radio History

Q&A: Ted Burger

By Ravi

Demystifying endorsement deals.

Artist endorsements are one of the most effective forms of advertising for musical-equipment manufacturers. Though musicians often boast about “being endorsed,” in actuality they have entered into an agreement to promote a product by offering their public endorsement in exchange for manufacturer sponsorship (free or discounted gear, road support, and so on). Megastars can satisfy their commitment simply by using products in the limelight, but lesser-known artists have to work much harder to deliver results.

Fortunately, the Internet allows exposure to a broad audience, and that “cyber-reach,” combined with a consistent local or regional gig schedule, can generate enough visibility to justify sponsorship of lesser-known acts. It may not be easy, but it’s worth the pursuit; endorsement deals have been a significant form of support for my own career. The key is to create ROI (return on investment) for manufacturers by promoting their products to their target audiences. As long as you only endorse brands that you would use regardless of a deal,

promoting products that contribute to your artistry is natural.

I asked Ted Burger (see Fig. 1), who handles artist relations for the multibrand music manufacturer Hanser Holdings International (HHI), to shed some light on who gets what and why. HHI artist endorsers include Joe Perry, Slash, and Kerry King for BC Rich Guitars; the Brian Wilson Band, Tracii Guns, Van Zant, and yours truly for Kustom Amplification; and Jason Newsted, Bootsy Collins, and others for the Michael Kelly Guitar Company and the Traben Bass Company, to name a few.

How important are endorsement deals in terms of an overall marketing strategy?

In our industry, I believe they are very important. Because music has to do with creativity, feeling, and emotion, there are many factors involved in why someone chooses to play a specific instrument, other than just physical specifications, price, etc. I don’t know a single musician who didn’t grow up idolizing some other musician because of his playing ability or “cool” factor. What that idol played is all a part of the memory and mojo of an instrument, if you will. I believe it still affects every musician, young and old. Having someone influential playing your instrument truly can give it a “cool” factor. Also, for a product that is in its younger stages of brand recognition, having it played by an artist who has mass appeal can really turn many people on to it.

Do artists receive free or discounted gear when endorsing products?

We do both. The level of endorsement is decided on a case-by-case basis. It depends on what we feel our return on investment will be. A musician who plays in front of a large crowd of our target audience every night is going to be at a higher endorsement level than one who has not proven himself to be that influential. I am not talking simply about an artist’s crowd size and CD sales. That can be a factor, but I would rather have a guitar or amp onstage with an artist who draws a crowd of 1,000 people—600 of whom are guitar players—than a pop artist that may draw 20,000 nonmusicians. It is all about inspiring the target audience to go to the store and try out your instrument.



COURTESY TED BURGER

FIG. 1: Ted Burger handles endorsement deals for HHI, which owns Kustom Amplification and BC Rich Guitars, among others.



MOST ORDERS SHIP FREE.*
GUARANTEED LOWEST PRICES.
45 DAY MONEY BACK GUARANTEE.
UP TO 12 MONTHS NO PAYMENTS, NO INTEREST.™

*SEE WEBSITE FOR DETAILS



Sam Ash **COM**

THE ONLINE MUSICAL INSTRUMENT MEGASTORE!

WWW.SAMASH.COM • 1-800-4-SAMASH • CALL OR VISIT THE SITE FOR A FREE CATALOG SUBSCRIPTION

World Radio History

Are deals contracted in writing?

I have represented companies that never use contracts and others that always require one. For a young company trying to establish a name by gathering a roster of young artists who they hope will break big, it is a good idea to have a contract because as the artist gains recognition, other companies will call. You don't want to invest a lot of time and money into an artist just to have them jump ship. For larger, more established brands, it is not necessarily as important because one specific artist may not make or break the company or its artist budget.

What are the primary responsibilities of each party?

In our agreement, the artist provides the company with pictures of himself using the instrument, quotes as to why he has chosen to use that instrument, and an agreement to use that instrument (and sometimes only that one) for appearances. The company agrees to supply that artist with a specified number of instruments per year or will grant him the ability to purchase them at reduced prices, depending on the deal. Some larger deals will also include a commitment by the company to use the artist in a certain amount of ads and promotions throughout the term of the contract. Also, in cases when signature instruments are involved, the artist can sometimes be paid a royalty per each one sold.

Beyond contractual obligations, what do you expect from the artist and what else do you provide?

There is definitely an unwritten agreement that the artist will promote the instrument in good faith by talking about it in interviews, using it during live performances, and generally representing the company in a positive light. If they have chosen to be associated with an instrument and company, it is in their best interest to do so anyway. Quite often we will do co-promotions with an artist in conjunction with CD releases, tours, special signings, and other promotions. That may consist of anything from providing giveaway instruments to providing other promotional materials for contests, giveaways, etc.

How many deal requests do you get in a given month from new artists, and what is the selection process?

I would estimate that I probably get 60 to 80 new requests per month (that is amongst all four major brands that I currently represent). As a musician, I would love to say that it is all about the talent and music. However, as much as that is a part of it, realistically from a business standpoint certain things stand out: the number of live shows per year the artist plays and the size of the crowds; the strength of their following, as well as its demographic (guitar players, keyboard players, non-musicians); if they have a legitimate management com-

pany; if they are on a legitimate record label that I know will promote the band; if the artist is a good musician who would represent the instrument well; and recommendations from other artists whom I respect.

How can independent artists or bands who don't play to big crowds every night demonstrate endorsement value?

It's a judgment call and gut feeling on my part about the band. If they are playing a lot of dates consistently (not necessarily to huge crowds), seem to be organized, and have that "something" about them that makes us feel like it's a good fit, we would consider working with them on an artist-pricing level. This is a win-win situation because the band gets gear at a cheaper price and manufacturers aren't losing money or giving away their budget to an unproven band. However, manufacturers can't sell gear at cut-rate prices to every local band playing lots of gigs. Every manufacturer has a dealer network of retail stores that sell our equipment—that's the bottom line of our business and we cannot undercut our retailers. Our ultimate goal is to drive business into a retail store, not steal it away. So even at a local or regional level, there are lots of factors involved in making those decisions. That's why a band at that level must really stand out to get a manufacturer's attention—artists must work very hard to consistently move their careers forward and keep manufacturers informed of their progress. When it reaches a point where the relationship will be beneficial for both parties, it will happen.

How valuable are artists' mailing lists and other forms of promotion (local radio, cable TV, email signatures, etc.) if they include an endorsement of your product?

Any and all promotions and mailings would be looked at along with all other aspects when considering someone for an endorsement. While the number of fans they reach is important, it is also important to consider who their audience is and if it is made up of our target audience. Who they reach is definitely as important as how many.

How should an artist approach a manufacturer and what should they submit?

It's best to first contact me by email. Then I send out our standard endorsement application outlining all the materials and information that we need. Once the artist provides us with those, we can make a decision. **EM**

Ravi (www.HeyRavi.com), former guitarist of three-time Grammy nominee Hanson, tours the country performing, lecturing, and conducting guitar clinics. He writes for several magazines, and Simon & Schuster published his tour journal.

Win A Complete Motif Recording Rig! **Sweetwater** Music Instruments & Pro Audio

TOTAL RETAIL VALUE - OVER \$4,000!


This complete system includes a **Yamaha Motif XS** music production synthesizer, featuring 355MB of wave ROM; **Cubase Studio 4** software, with unlimited stereo audio playback tracks; and **Yamaha H550M and H510W speakers**, for precise studio monitoring. These three products are a perfect match to give you maximum music production power. And of course, the XSperts at Sweetwater can help you get the most out of all your production gear. Don't wait — register today to win at sweetwaterxsperts.com.

**Yamaha
Motif XS6**
(\$2,799 MSRP)



**Steinberg
Cubase Studio 4**
(\$499.99 MSRP)

**Yamaha
H550M & H510W
Monitors** (\$849 MSRP)



**Register and
Get All the Details at
www.sweetwaterxsperts.com**

REVIEWS



**CELEMONY
SOFTWARE**

Melodyne Studio 3.2.1
(Mac/Win)

An excellent product gets even better.

By Len Sasso

Since its introduction six years ago, Celemony Software's Melodyne has earned its place in the pantheon of pitch- and time-processing software. And although still not cheap, Melodyne Studio 3.2.1, the company's flagship product, costs roughly a third less than version 1.0, which EM reviewed in the July 2002 issue (available online at www.emusician.com). It is also a far more sophisticated product.

Melodyne Studio 3 is standalone software, but it integrates with other audio software in three ways: It

can act as a ReWire host or client. You can use the included Melodyne Bridge plug-in to route audio between Melodyne Studio and your DAW, a process similar to using ReWire but with 2-way audio linking. Finally, you can use the new Melodyne plug-in to perform Melodyne's more basic monophonic functions completely within your DAW.

Up and Running

The standalone software and its attendant plug-ins are available for Windows XP and Vista as well as Mac OS X, including Universal Binary. The Melodyne Bridge plug-in comes in AU, VST, and RTAS formats, and the Melodyne plug-in additionally supports DXi on the PC. For this review, I installed Melodyne Studio 3.2.1, the Melodyne Bridge 3.2.1 plug-in, the Melodyne 1.0.2 plug-in, and Melodyne ReWire 3.2.1 on a dual 2 GHz Power Mac G5 running Mac OS X 10.4.8.

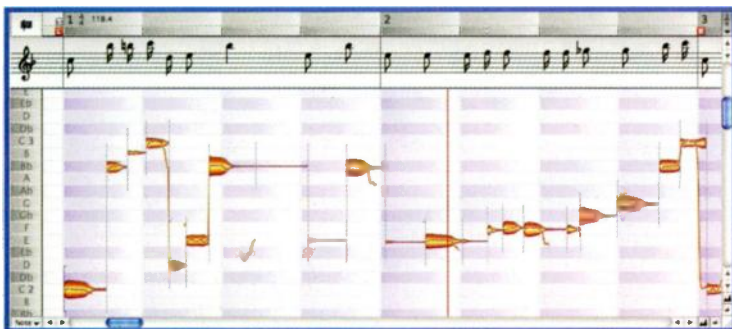


FIG. 1: Melodyne's Editor window displays notes as Blobs that can be relocated in pitch and time.

GUIDE TO EM METERS

- 5 = Amazing; as good as it gets with current technology
- 4 = Clearly above average; very desirable
- 3 = Good; meets expectations
- 2 = Somewhat disappointing but usable
- 1 = Unacceptably flawed

Authorization is accomplished online using the Melodyne Activation Assistant the first time the program is launched, but you can authorize offline if necessary. The authorization attaches to you rather than your computer, so if you change computers, you can request a new license. You can also choose to transfer your license to an iLok key.

Although pitch-shifting, time-stretching, and formant manipulation are at the core of Melodyne's technology, these processes are only the beginning. In addition to monophonic, melodic material, you can process both polyphonic parts and unpitched material such as percussion. Furthermore, the standalone program is a multitrack audio sequencer, and although it is rather limited compared with most professional DAWs, its multitracking is perfect for creating background harmonies for a melody and for pitch- and time-matching different audio parts.

The Intrepid Blob

Whichever approach you take—standalone, ReWire, Bridge, or plug-in—you start by loading or transferring audio to the program for processing. It then presents you with a pitch-and-time analysis of the audio that you manipulate in an Editor window. Audio events are represented by Blobs in the Editor (see Fig. 1).




FIG. 2: Melodyne's Arrangement window is laid out like a basic multitrack audio sequencer.

For melodic material, a Blob's vertical position indicates its average pitch, and a thin line within the Blob indicates transient pitch changes such as scoops, falls, vibrato, and so on. The vertical width of the Blob represents instantaneous amplitude, so the Blob is, in effect, an amplitude envelope. Blobs are arranged horizontally on a timeline with vertical lines connecting adjacent Blobs.

The resemblance to a MIDI piano-roll editor is no accident; you have much the same control over audio events as you have over notes with MIDI. For example,



Control Pad

PAD-TO-USB/MIDI INTERFACE AND DRUM SOFTWARE



Alesis Control Pad is the perfect percussion controller for compact live performances, or studio-based MIDI programming. Control Pad uses plug and play USB 1.1 and MIDI note messages as an extension of your favorite software, to put the digital drumming power of your computer in your hands.

- > 8 high quality, velocity-sensitive percussion pads
- > 2 trigger inputs for connecting external pads
- > 2 foot-switch inputs
- > USB and MIDI

ALESIS



e percussion

notice the transcription of audio to score at the top of the Editor window in Fig. 1. That turns out to be uncannily accurate, and you can export it as a MIDI file or use it to play virtual instruments directly in the standalone program.

You get tools for editing all aspects of a Blob. You can move a Blob vertically by semitones or cents, you can reshape its pitch transients, you can alter its amplitude envelope, you can move it in time, and you can time-stretch it from either end (adjacent Blobs adjust automatically). You can also effect key changes, pitch correction, tempo changes, and quantization. For a quick fix, you'll find tools in both the standalone and plug-in versions to automate pitch correction and quantization.

All Together Now

One of the program's best tricks is quick creation of thickening tracks—multiple parts with slight variations in pitch, timing, and timbre. In any multitrack instance of the application (standalone, ReWire, or Bridge), doubling a part with small random variations on a new track is as easy as selecting all its notes in the Editor window and then Alt-Shift-clicking. Alternatively, you can drag-and-drop the Blobs vertically to create a harmony part, and you can even force the notes to stay within a designated key signature. In any case, the new part is placed on the closest empty track in the Arrangement window for multitrack playback. Repeat the procedure several times, and you have an instant horn section or background vocals. Creating new parts this way is never quite

as authentic as separately recording parts, but a little hand editing of formants and pitch transients can add a lot of realism (see Fig. 2 and Web Clip 1).

You can easily double a part with a synth track by routing Melodyne's audio-to-MIDI analysis to a virtual instrument track in the standalone application. But the most flexible approach is to export the MIDI track and use it in your DAW, because Melodyne does not offer MIDI editing. Alternatively, you can route MIDI in real time using ReWire or an internal MIDI bus, but latency issues make that the least convenient approach.

Melodyne Studio

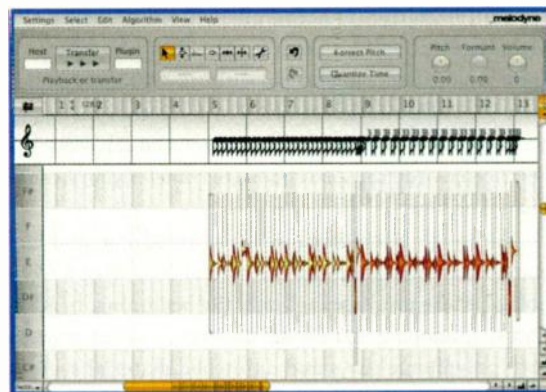


FIG. 3: With the Melodyne plug-in, you can directly process individual audio tracks in your DAW.

works surprisingly well with polyphonic material, including complete mixes. It does not detect individual notes within chords, so their relative pitches always remain the same. But it does now offer formant correction for polyphonic material, and the results are surprisingly good. You can shift the pitch of chordal loops such as guitar, piano, horns, and strings up or down a few semitones with barely noticeable artificiality (see Web Clip 2). With some material, you can even shift whole mixes. That's enough to add life to your worn-out loop library.

Not by Pitch Alone

Melodyne's time-stretching is exceptional compared with most DAWs' built-in time-stretching as well as with that of other dedicated time-manipulation software. I was usually able to make melodic, polyphonic, and percussion parts at least 30 percent longer or shorter without noticeable artifacts. The range is somewhat lower for ambient material and a bit higher for tight, unpitched parts, which I was often able to double or halve in tempo.

You can create tempo changes in a multitrack arrangement, but you can't draw smooth tempo curves. One alternative is to save a tempo track from a MIDI sequencer (your DAW, for instance) and have Melodyne extract its tempo changes from that. But it's probably easier to use one of the methods of integrating the program with your DAW, in which case it will follow your DAW's tempo changes. I tested that process with a 4-track arrangement in Ableton Live 6 using a separate instance of the Melodyne plug-in for each track. The results were better sounding than with Live's already excellent time-warping, and the added CPU drain was negligible.

Because the program treats audio events like MIDI, you can also quantize and modify their timing in other ways. Although you can do this one way or another in most DAWs, Melodyne makes it almost a no-brainer.

PRODUCT SUMMARY

CELEMONY SOFTWARE Melodyne Studio 3.2.1

pitch- and time-shifting software
\$699

FEATURES	5
EASE OF USE	4
AUDIO QUALITY	5
VALUE	4

RATING PRODUCTS FROM 1 TO 5

PROS: Top-quality pitch and time manipulation. Plug-in convenience or standalone operation. Excellent printed manual. Generous authorization policy.

CONS: Rudimentary multitracking implementation. No MIDI editing.

MANUFACTURER
Celemony Software
www.celemony.com

By Any Means

ReWire is the most straightforward way to integrate the program with your DAW. For one thing, it's a familiar process: two standalone applications, each loaded with its own project, are linked in terms of audio, MIDI, tempo, and transport.

Melodyne Bridge goes a step beyond ReWire in that it transfers audio from your DAW to Melodyne tracks. You edit the audio in Melodyne Studio, and then Bridge takes care of playing it back in your DAW. You do not need to load and position audio tracks manually, but the process of transferring the audio is akin to real-time recording, and when you move audio around in your DAW, you need to transfer it again. Once I got used to the process, I preferred using Bridge to using ReWire when I wanted to access the full power of the application's multitrack editing from within my DAW.

The third alternative is the new Melodyne plug-in (see Fig. 3 and Web Clip 3). The plug-in inserts a single track of processing in a DAW audio channel and does not launch or rely on the standalone application. That's the easiest way to accomplish basic pitch and formant correction. When I wanted to process multiple tracks, for example to follow a tempo track, I often found that using several instances of the Melodyne plug-in was still

the quickest and most transparent solution. The plug-in is included with Melodyne Studio, but if it is all you really need, you can purchase it separately for \$299.


This and That

I might quibble about the lack of some convenience features in its implementation of multitracking, but that's ancillary to the program's main purpose. The printed manual and online documentation are excellent. Earlier versions came with a CD of demo sounds from the Ueberschall Liquid Instrument collection, developed in conjunction with Celemony. These are handy but not essential for learning the program, and the titles in the collection are now available from Celemony as the Melodyne Sound Library.

Melodyne Studio is a standout product. It is priced at the high end for vocal-processing software, but it also goes well beyond basic vocal processing. From tracking to mixing to postproduction and remixing, I can't think of a part of the musical process that wouldn't benefit from its presence in your arsenal.



Len Sasso is an associate editor of EM. For an earful and free refreshments, visit his Web site at www.swiftkick.com.



Trigger | iO



TRIGGER-TO-USB/MIDI INTERFACE AND DRUM SOFTWARE

Capture every nuance of performance while harnessing your percussion software and hardware. Trigger|iO converts input from your percussion pads to MIDI note messages for triggering your sounds via USB 1.1 plug and play connection.

- > 10 TRS inputs for triggers
- > Hi-hat pedal input for on/off continuous controller
- > 20 recallable presets
- > USB and MIDI
- > Acoustic and Electronic Drums in standalone, VST, AU and DXi plug-in formats

ALESIS®



FIG. 1: The Remote Zero SL fits neatly between your computer keyboard and monitor. The back panel houses all necessary jacks.



NOVATION Remote Zero SL (Mac/Win)

See Product Specs
@emusician.com

A versatile and compact MIDI control surface.

By Len Sasso

The Remote Zero SL is the latest in Novation's Remote SL series of USB MIDI control surfaces. Previous models come with 25-, 37-, and 61-key MIDI keyboards, whereas the Zero has no keyboard (hence the name). In the interest of saving space, the x-y touch pad and joystick controllers have also been left off, but the sacrifice is worth it—the Remote Zero SL tucks neatly between computer keyboard and monitor, making it one of the most ergonomic control surfaces I've ever used.

With the recent release of the Automap Universal technology, the Remote SLs have three modes of operation: Standard, Mixer Automap, and Plug-in Automap. Standard mode uses a host's or plug-in's MIDI Learn feature. Mixer Automap uses your DAW's control surface setup to control both the DAW mixer and hosted plug-ins. Plug-in Automap controls plug-ins directly by wrapping them and installing Novation's own version of MIDI Learn. All three modes have their uses, and you can switch modes during operation.

The Remote Zero SL is class compliant; for standard MIDI operation, you simply need to connect it to a USB port. For Mixer and Plug-in Automap operation, you do need to install drivers, which are provided on

DVD but are best downloaded from the Novation Web site. I installed the drivers without any problems on my dual 2 GHz Power Mac G5 running Mac OS X 10.4.8. Updating to the latest drivers and the Remote Zero SL operating system was equally painless.

What You Get

The Remote Zero SL control surface houses 8 short (1.625-inch) sliders, 8 standard knobs, 8 rotary encoders, 24 buttons, 8 touch pads, increment and decrement buttons, 6 transport controls, and a rotary encoder for data entry (see Fig. 1). Two huge 144-character, 2-row LCDs show control labels in the top row with values beneath. Additional front-panel buttons toggle the display between the knobs and sliders as well as change pages for multipage Automap setups. In the Automap modes, communication is 2-way, and values are automatically updated from the DAW or plug-in being controlled.

The rear panel sports four MIDI jacks, the USB jack, a power switch and external power jack (external power supply not included), and ¼-inch jacks for expression (continuous) and control (on/off) pedals. In the absence of USB power or an external power supply, you can power the unit with four C batteries.



"Radial makes a DI box that does exactly what it is supposed to do. No compromise."

Paul Boothroyd
(FOH engineer - Paul Simon, AC/DC, Paul McCartney)



"I'm really happy... I replaced my old DI's and found the J48's to have more output and less coloration. Acoustic music has never sounded so good."

Jerry Douglas
(Alison Krauss & Union Square, 12-time Grammy winner)



"I thought Radials only worked on cars, but since my sound man hooked them up to my guitar, I like them even better. Great clear and pure sound!"

Phil Keaggy
(world renowned guitarist/performer)



"It is nice to find great sounding industrial grade equipment still being made today!"

Daniel Lanois
(U2, Robbie Robertson, Bob Dylan, Peter Dinklage)



"Over the past 13 years I have used a variety of DI boxes. The Radial J48 is without a doubt the best, cleanest and most versatile DI I've ever used."

Paul Richards
(California Guitar Trio)



"With a Radial DI, the difference is surprising and dramatic. The sound is punchy, warm, solid and accurate. There's no going back!"

David Oakes
(Front of house engineer - Pat Metheny group)




"When it comes to sonic integrity, nothing touches Radial. Great gear built by great guys."

Steve Stevens
(Billy Idol, Atomic Playboys, soundtrack - 'Top Gun')

Power Tools!

...for Power Players



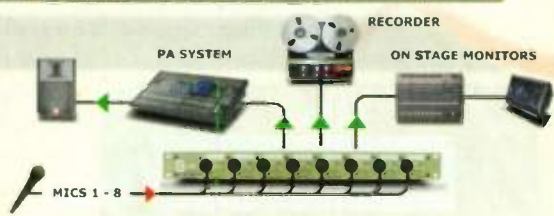
Radial SW8 Auto Switcher

Multi-channel switcher for backing tracks ensures your audio keeps playing even when your playback recorder fails. Choice of balanced or unbalanced inputs plus eight built-in Radial DI boxes for remote stage use. Fully expandable with manual, remote or auto switching.



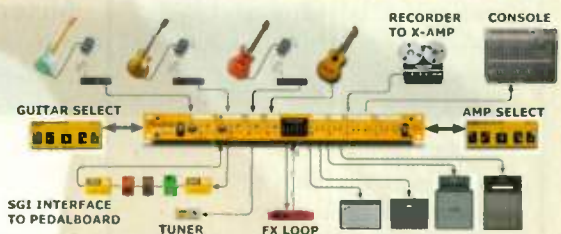
Radial 8ox Mic Splitter

8-channel splitter lets you split mic signals and drive three separate feeds to the front-of-house console, monitor mixer and recorder. Radial transformer equipped for exceptional signal handling without distortion and the 8ox eliminates buzz & hum caused by ground loops.



Radial JX44 Air Control

Guitar amp and effects routing system lets you remotely select between four guitars and drive up to six amps plus your tuner at the same time. Equipped with Radial SGI long-haul guitar interface, Radial JDI direct box and Radial X-Amp for post-production.



Radial
engineering

...true to the music™

www.radialeng.com

1638 Kehit Willy, Port Coquitlam BC V3L 1W1 World Radio History mail info@radialeng.com

The Remote Zero SL has three USB MIDI ports and two standard MIDI ports, one with In, Out, and Thru jacks and the other with an Out jack only. You can freely route MIDI data through any of these ports, but USB ports 2 and 3 are used for Mixer and Plug-in Automap, respectively, so it's best to use USB port 1 for standard operation.

By MIDI Alone

Even as a standard MIDI control surface, the Remote Zero SL is an impressive box. For one thing, it comes with 80 virtual instrument and DAW templates, and for another, it makes it extremely easy to create your own. You use the template management application RemoteSEditor to configure sliders, knobs, and buttons and then to upload your creations to the unit, where you can save them in any of 34 memory locations (see Fig. 2). Six additional memory slots are allocated to Automap configurations.

Programming a control couldn't be easier. You right-click on its image in the editor to open a dialog box for selecting the message type (CC, NRPN, RPN, or SysEx), LCD name, and MIDI information such as port, channel, value range, and behavior. For instance, you can configure buttons as normal (press sends value), momentary (press and release send alternate values), toggle (repeated presses send alternate values), and step (each press increments the value by the step size). You can copy and paste a control's setup, which really speeds things up. Once a program is uploaded to the

Remote Zero SL, you can also quickly change any control's function directly on the unit. Oddly, in the RemoteSEditor application, you cannot set the eight encoders to work as real rotary encoders for incrementing and decrementing the target control, but you can do so once the template is uploaded to the unit.

Mixer Automap

As mentioned, the Remote SL series now has two Automap modes. Mixer mode is the original version of Automap, and it relies on your DAW's implementation of control surface support. Separate presets are provided for Propellerhead Reason, Ableton Live, and DAWs

that use the Mackie HUI protocol (Digidesign Pro Tools and MOTU Digital Performer, for example). Other applications (Steinberg Cubase and Nuendo, for instance) are supported by a generic Mixer Automap template. In all cases, you need to have the Remote SL Automap drivers installed and activate control surface support for the Remote SL in your DAW. In the DAWs I tried—Apple Logic 7.2, Cubase 4, and Live 6—the process was quick and trouble-free.

Despite the name, Mixer Automap mode allows both mixer and plug-in control. In Live, the rotary encoders and the buttons above them control the selected plug-in, the sliders and buttons on the right control Live's mixer, and you can assign the bottom row of knobs and the buttons above them to any control using Live's MIDI Learn. In Reason, the Remote SL controls the device on the Reason track currently selected for MIDI input. In Logic and Cubase, you switch manually between mixer and instrument modes. In all cases, the LCDs indicate the parameters being controlled, and the values update to reflect the current value of the parameter. In short, you can freely jump back and forth between changing values onscreen and on the Remote SL without ever getting out of sync.

You do need to be careful about having two Remote SL-controlled programs active at the same time—when ReWiring Reason to your DAW, for example. I found it easiest to deactivate Remote SL control temporarily for one of the applications. (You can use two Remote SLs to control different applications simultaneously.) You also have to guard against MIDI Learn conflicts. If you have the control surface Remote SL port (usually port 2) also active for MIDI input, you could wind up with Remote SL controls affecting both Automap and MIDI Learn-assigned parameters. It's best to use USB port 1 for MIDI Learn.

Plug-in Automap

Novation recently implemented a new strategy, called Automap Universal, to wrest control of plug-in mapping from the host application. Automap Universal creates a wrapper for AU plug-ins on the Mac and VST plug-ins on the PC, and the wrapped plug-ins are addressed directly by the Remote SL rather than through the host's control surface support. (RTAS support on both platforms and VST support for the Mac are planned for a future update.)

Plug-in Automap is the Remote SL template you use for Automap Universal control of any plug-in. You switch between Mixer and Plug-in Automap by changing templates. Be aware that presets for some Automapped plug-ins are not currently saved with the host project. Novation says an update fixing this problem is imminent.

Automap Universal comes with an application called AutomapServer that must be running when Automap Universal is used. AutomapServer launches

PRODUCT SUMMARY

NOVATION Remote Zero SL

USB MIDI control surface
\$499

FEATURES	4
EASE OF USE	3
DOCUMENTATION	2
VALUE	3

RATING PRODUCTS FROM 1 TO 5

PROS: Compact, easy-to-use control surface. Extralarge LCDs. Lots of controls. Complete programmability in MIDI and Automap Universal modes.

CONS: Documentation is scattered and incomplete. Automap Universal wrapping of plug-ins usually needs editing. Some wrapped plug-ins were unstable.

MANUFACTURER

Novation
www.novationmusic.com

automatically in the background the first time an Automap-wrapped plug-in is instantiated, and you also use it to choose which of your plug-ins are wrapped.

Wrapped plug-ins have a control bar added at the bottom of their GUI (see Fig. 3). You use that to view and modify the mapping of the Remote SL knobs, encoders, sliders, and buttons. When you instantiate a wrapped plug-in, it will have the factory mapping if there is one (about 25 major plug-ins have been factory mapped). Otherwise, the first 144 parameters reported by the plug-in are mapped to three pages of Remote SL controls. Each page maps the rotary encoders and knobs, the buttons directly above them, the sliders, and the buttons directly below them; that's 48 controls on each page.

The factory mappings tend to be sparse, with only a few of the 144 possible controls mapped, and aside from the standardization that the sliders are mapped to virtual instrument amplitude and filter ADSR settings when they exist, the assignments tend to be haphazard. In other words, plan on creating your own mappings for the plug-ins you use frequently, and perhaps forgetting about Plug-in Automap mode for the others. Fortunately, creating your own maps is easy and fairly intuitive, albeit time-consuming.



FIG. 2: The RemoteSLEditor software makes creating your own plug-in and mixer templates a breeze.

The Automap control bar at the bottom of the plug-in GUI amounts to a powerful MIDI Learn panel customized for the special features of the Remote SL. Once MIDI Learn is activated, you click on a control on the plug-in GUI and then move a control on the Remote SL to assign it. A pull-down menu offers continuous learn and clear modes, along with options to load, save, clear,

Vintage. meet Modern.

Introducing the All-New Studio Projects CS Series

The highly-anticipated Studio Projects CS5 is the ultimate all-purpose large diaphragm studio condenser microphone

Studio Projects®

www.studioprojects.com

©2007 PM AUDIO GROUP. ALL RIGHTS RESERVED. World Radio History REGISTERED TRADEMARK OF PM AUDIO GROUP.





FIG. 3: Automap Universal wrapped plug-ins have a control bar added to the bottom of their GUI. You use that to create and edit settings on the fly.

and revert all settings. For buttons and rotary encoders, you can also set minimum and maximum values and step size. Those affect the control's resolution, and they

are usually set to a range of one step, so useful ranges almost always need to be entered manually.

The Swag Bag

As is now fairly common with hardware controllers and interfaces, the Remote Zero SL comes with additional content called the Xcite bundle. The Xcite bundle contains roughly 500 MB of WAV samples from a cross-section of Loopmasters sample CDs, and there are enough in each category to be worthwhile. For virtual instruments, you get the full Novation Bass Station and demos of the FXpansion BFD and Guru drum machines. Finally, there's a lite but still useful version of Ableton Live 5.

The Remote Zero SL is a first-rate control surface that Automap Universal makes even better. It puts mixing and tweaking right above your computer keyboard, and if you want to also spring for a Remote SL keyboard model, you can have the best of both worlds. As a bonus you get eight note-trigger pads, transport controls, tap tempo and a flashing tempo indicator (which fortunately you can disable), and MIDI program- and bank-select implementation.

Len Sasso is an associate editor of EM. For an earful, visit his Web site at www.swiftkick.com.

Platinum Samples
Master Engineer Series

JOE BARRESI

EVIL DRUMS

BFD Compatible Expansion Pack

BFD is a product of **fxpansion**

TOOL, QUEENS OF THE STONE AGE, THE MELVINS, BAD RELIGION, CLUTCH, JUDAS PRIEST, WEEZER, TURBONEGRO, PENNYWISE, L7, KYUSS, ANTHRAX, RAGING SPEEDHORN, FU MANCHU, POWERMAN 5000, BACKYARD BABIES, THE JESUS LIZARD, TOMAHAWK, SKUNK ANANSIE, ...

Joe Barresi is synonymous with Rock having engineered & produced some of today's greatest modern rock bands. Featuring 6 full drum kits, 6 additional kicks and 6 more snares, the *Evil Drums* expansion pack is unlike any other. Recorded at two legendary rock studios to analog tape using his own crazy assortment of outboard gear, Joe Barresi has captured a diverse ensemble of drum sounds with as many as 250 velocity levels to create a unique and exquisitely evil expansion pack.

Evil Drums also includes bonus MIDI grooves performed by Pat Wilson (Weezer, The Special Goodness).

ENGINEERED DRUMS FOR BFD
www.platinumsamples.com

Platinum Samples feature drum heads

AES Booth 941

BFD compatible




 PRODUCTION

THE PROFESSIONAL'S SOURCE



real world solutions from industry professionals!

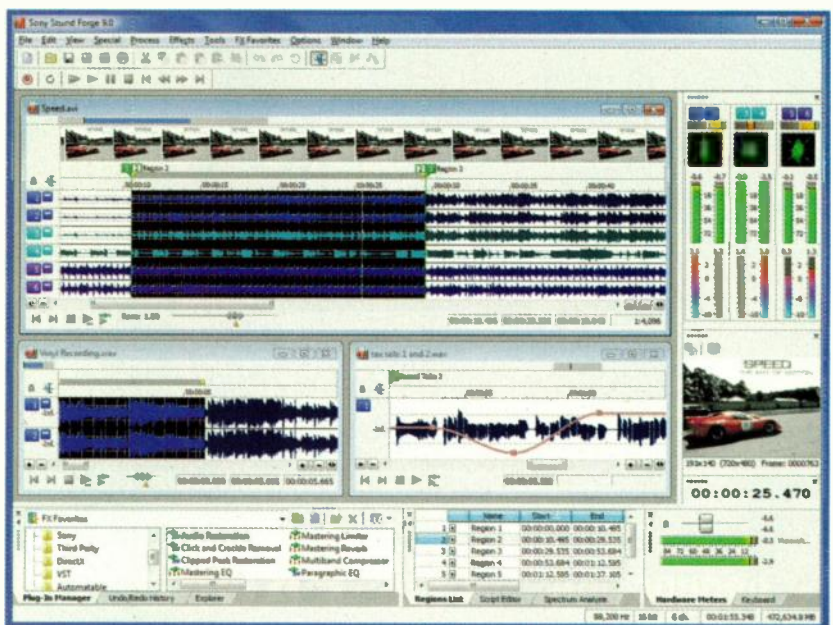
 www.bhproaudio.com



800-947-5509 | 420 Ninth Ave, New York 10001 | We Ship Worldwide



FIG. 1: Sound Forge 9 adds support for multichannel audio files, with up to 32 channels in each file. The program includes intuitive editing, import/export, and conversion capabilities.



SONY CREATIVE SOFTWARE Sound Forge 9.0a (Win)

This venerable editor gets a multichannel face-lift. By Allan Metts

Sony Creative Software's Sound Forge has been a mainstay of the Windows audio-editing scene for well over a decade. When similar applications developed alternate personalities to take on multitrack recording and CD production, Sound Forge kept its focus and remained the go-to application for editing or mastering stereo audio files. (For background on Sound Forge, see the review of version 7 in the April 2004 issue of EM, available online at www.emusician.com.)

With the recent release of version 9, Sound Forge adds support for multichannel audio, making it well equipped to take on a surround sound mix or audio-for-video project. In addition, the program ships with the latest version of CD Architect, so you can get your project ready for the duplication house using this separate application (and Sound Forge itself can avoid the multiple personality syndrome).

I'm Surrounded

As expected, multichannel support in Sound Forge means you'll see a screen containing six or eight chan-

nels of audio (see Fig. 1). The program actually supports files with up to 32 audio channels, but 5.1 and 7.1 are the common surround configurations.


You can record multichannel files, provided your audio hardware has that capability. Any channel from your hardware can be routed to any channel of the file. Once you're set up, clicking on the Record button shows you the standard recording dialog box, only now with more channels. As before, the recording dialog box comes complete with level meters, 30 seconds of preroll recording, and triggering for the recording process using audio thresholds or MIDI Time Code.

Copy and paste operations are supported between channels, as is dragging-and-dropping audio. The behavior of these operations is both flexible and intuitive. For instance, when copying a single channel, the paste operation puts the audio into each selected destination channel (or into all channels if you haven't tagged any as "selected"). When copying multiple channels, the paste operation inserts the audio into selected destination tracks with appropriate warnings if the numbers of source and destination channels are different.

Pasted audio can be inserted or mixed with what



Be a Control Freak



Feel like you're losing control of your creativity? Then do something about it! Digidesign's new 003™ professional music creation workstation not only provides the perfect vehicle for your creativity, it helps drive it.

Lay your hands on 003 and experience ultimate control of your musical endeavors. Go ahead: Ride volume on multiple tracks simultaneously. Set a pan position with the twist of a knob. Mute, solo, and record-enable tracks with the push of a button. Open and tweak virtual instruments and effects plug-ins without the mouse. Even assign and write automation directly from the 003 control surface. If control isn't an issue, check out the 003™ Rack, which provides the same world-class I/O (without the control surface) in a streamlined 2U rackmountable interface.

The Pro Tools LE® family is the best-selling suite of personal studio systems at Sweetwater, and for good reason—their expert staff understand Pro Tools® like no one else. Call your Sweetwater Sales Engineer today to help you select and configure the professional Pro Tools personal studio that's right for you.

Pro Tools LE software included. 18 simultaneous channels of I/O. Over 60 virtual instruments and effects plug-ins. ADAT, S/PDIF, MIDI, and Word Clock I/O. Fast FireWire connection. 24-bit/96 kHz resolution.



Powered by **PRO TOOLS LE**

digidesign.com © 2007 Avid Technology, Inc. All rights reserved. Avid, Digidesign, 003, 003 Rack, Pro Tools, and Pro Tools LE are either trademarks or registered trademarks of Avid Technology, Inc. in the United States and/or other countries. All other trademarks contained herein are the property of their respective owners. Product features, specifications, and system requirements are subject to change without notice.

is already there. You have the same option when dragging-and-dropping (mixing is performed by default, but holding down the Control key while dragging initiates an insert operation). Interestingly, there is no “move” option when dragging-and-dropping—the source material always remains in place (you can achieve the same effect via cutting and pasting, however).

Sound Forge supports several file formats for multichannel audio, including WAV, AVI, Windows Media (both WMA and WMV), ATRAC (AAC and OMA), and Sony MXF. You can save Dolby AC-3 files, but only at 448 Kbps with a 48 kHz sampling rate. If you want to use anything else, you have to purchase the AC-3 encoder from Sony for \$199.95.

Point of View

Sound Forge's Spectrum Analysis view has been upgraded to support multichannel files (see Fig. 2). This window presents a graph representing the frequency content of your file or any portion of it for each channel. The graphs can also update in real time as you play or record audio. I happened to be writing this paragraph while traveling—I switched on real-time input monitoring and found myself watching the frequency content of a Boeing 767's cabin noise, captured using my laptop's microphone.

Several display algorithms and sample sizes are available, as is a sync feature that ensures you are viewing the same region of audio in each of the channel graphs. I particularly like the snapshot capability, which allows you to store four different sets of graphs using distinctive colors. The active display

FIG. 2: Sound Forge's Spectrum Analysis window is multichannel capable. Several different views are available, as are snapshots that allow comparisons of different program material.

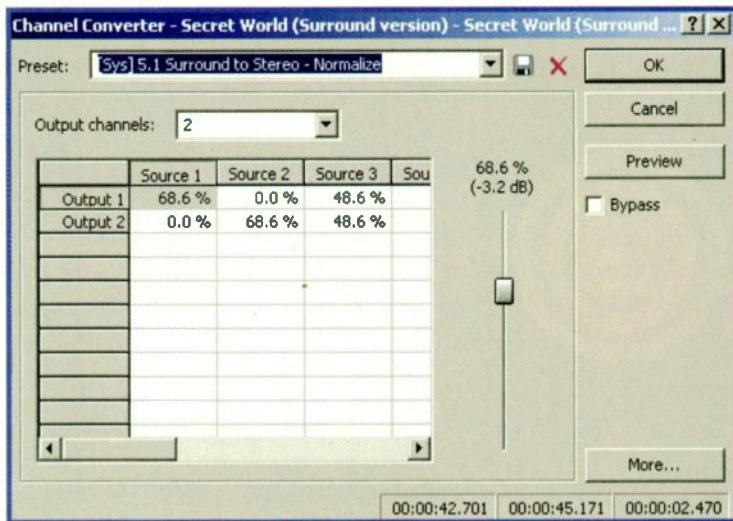
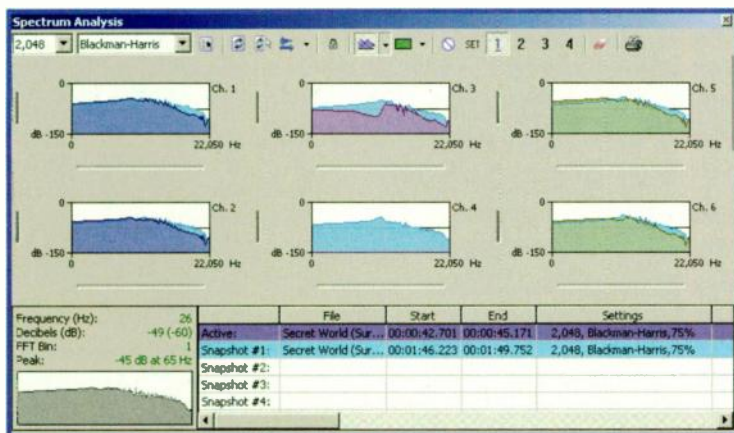


FIG. 3: Sound Forge's channel converter supports conversions between any channel configurations imaginable. Negative percentages indicate a phase reversal.

(or current real-time display) appears in a fifth color.

Each snapshot can be made visible or invisible independently of the others. What's more, you can use snapshots to compare different regions of audio in the same file, regions in different files, or different spectrum analysis settings of a single region.

The channel converter has also been updated for multichannel capabilities (see Fig. 3). This tool was previously useful for stereo-to-mono conversion and channel swapping. Now it offers conversion capabilities using multichannel files as well.

The tool works by presenting a matrix of your source and destination material. Each channel in the source appears as a column, and each channel in the destination appears as a row. You specify how the conversion takes place by entering the amplitude (expressed as a percentage) of each source channel that should appear in each destination channel. Negative numbers indicate a phase reversal, and values greater than 100 percent are allowed.

Presets for common operations (such as converting 5.1 surround to stereo) are provided, as is a handy slider to help you set the values. Unfortunately, graphical pan controls or indicators to help you visualize the operation are missing. This would be a good place to show the spatial placement of an audio channel using a diagram of the stereo or surround field—a chart of percentages doesn't always provide intuitive feedback.

Beyond Multichannel

Multichannel capabilities aren't the only addition to Sound Forge. A new Hardware Meters view shows audio levels independently of the file's playback levels and provides a set of sliders for adjusting preview and playback levels.

Each set of Sound Forge meters (channel meters, hardware meters, and record level meters) now includes optional phase scope and mono-compatibility indicators.

Four different styles of phase-scope displays are available, and the online help includes illustrations on how to interpret each of them to identify phase cancellation problems.

There are improvements in the area of effects processing. The dialog boxes to control these effects are no longer modal, meaning you can go back to the audio to change the selected region (or open other audio files and effects, although only one effect can be active for a given file at a time). Also new are separate controls for wet and dry gain and fade-in/fade-out times, with 25 different choices for fading curves.

Setting effects fade and wet/dry gains in the dialog box works just fine, but even better is Sound Forge's ability to set these using envelopes in the audio itself. Special handles appear in the selected region. Sliding these back and forth changes the time it takes for the dry signal to fade away and the processed signal to fade in (or vice versa).

You can drag these envelopes up and down to change the wet and dry gain values. Note that these features work for all effects, whether or not you're using a plug-in that supports automation (controlling the automatable parameters of VST and DirectX effects is done using the Plug-in Chainer and a different set of envelopes).

Bundle of Joy

A number of other improvements have been made to the usability and features of Sound Forge. Cursor positions and other settings can be changed by simply double-clicking on the values that appear in the status bar; snapping has been improved; and additional color-customization operations are available. Keyboard shortcuts are now customizable, and the marker and region rulers show some usability enhancements.

Sound Forge comes bundled with additional plug-ins and applications, which in combination provide a formidable package for audio mastering, restoration, and CD preparation. Sony's own Noise Reduction plug-in is included, which comprises four plug-ins (one each for noise reduction, audio restoration, click and crackle removal, and clipped peak restoration). The noise reduction plug-in allows you to capture a noise print for use in subsequent processing.

Also included is Sony's CD Architect software. Though CD burning is nothing new, few applications provide extensive control over the subtle settings involved with Red Book audio CDs and the associated PQ lists. With CD Architect, you can configure index markers, track fading and pause times, and CD Text. CD Architect and Sound Forge have both been upgraded

BETTER

VIVID * VERSATILE * EXPRESSIVE * CONVENIENT

WHAT'S NEXT, THE TERABYTE PIANO?

Over the past few years, makers of virtual piano instruments have been going about recreating the complex and majestic sound of the concert grand piano by releasing larger and larger sampled content. Today, you can be asked to devote 40-230 GB of hard drive space to a sampled piano instrument. For working musicians, this is not just silly and impractical, it is also now absolutely unnecessary.

BETTER THAN TERABYTES OF SAMPLES

Pianoteq is the first piano instrument to move in the opposite direction using physical modeling to produce a sound that is stunning in its realism, organic in its touch and extraordinarily responsive to play. Instead of merely recording each note for 5 minutes at varying velocities, we successfully modeled the behavior of the grand piano to 127 levels of dynamics on each note. That's smart.

MEGABYTES NOT GIGABYTES

Amazingly, Pianoteq makes very small demands on your hard drive - just 15 MB. Get blown away at a dealer near you or download a demo at pianoteq.com.



PIANOTEQ III
FOURTH GENERATION PIANO INSTRUMENT

MODARTT
DRTH & MODEL COUPLING

Modartt is a registered trademark of Modartt. All other product and company names are the ® of their respective holders.

DISTRIBUTED BY

music marketing

musicmarketing.ca

TEL: 866 273-4178

World Radio History



Requires Windows XP/2000 or MacOS 10.3.9 or later, 1 GHz CPU min., 2 GHz recommended, 256 MB RAM, and 15 MB of Hard Disk space.

propellerhead SOFTWARE



FALL TERM BEGINS
OCTOBER
1ST

digidesign

cakewalk

live

MOTU

Create.

learn music online

Berkleemusic, the Continuing Education Division of Berklee College of Music, works with the recognized leaders in the music software industry. Learn Berklee's renowned techniques for creating professional-sounding music from anywhere in the world.



Call Our Student Advisors Today
1.866.BERKLEE
berkleemusic.com

PRODUCT SUMMARY

SONY CREATIVE SOFTWARE Sound Forge 9.0a

multichannel audio editor

\$319.96 (boxed)

\$299.96 (download)

FEATURES	4
EASE OF USE	4
AUDIO QUALITY	4
VALUE	3

RATING PRODUCTS FROM 1 TO 5

PROS: Extensive audio editing. Intuitive user interface. Support for multichannel audio files. Includes mastering effects and CD Architect application.

CONS: Customizable AC-3 encoding costs extra. No graphical surround panning.

MANUFACTURER

Sony Creative Software
www.sonycreativesoftware.com

New from the production team at Discrete Drums!

i-Studio.net

an Internet resource for musicians providing custom drum, percussion, bass, guitar, keyboard and mixing sessions.

Fast turnaround, great rates, talented, caring players and engineers

**DRUM, PERCUSSION, BASS, GUITAR, KEYBOARD
and CUSTOM MIX SESSIONS OVER THE WEB!**

Our roster of musicians has worked with:

John Lennon, Paul McCartney, Bob Dylan, the Rolling Stones, Wilco, Billy Idol, Johnny Rotten, James Brown, James Taylor, Shawn Colvin, Meatloaf, Cyndi Lauper, Joan Osborne, Utopia, Enrique Iglesias, the Pretenders, Mick Jagger, the Fixx, Belinda Carlisle, Roger Waters, Megadeth, Anthrax, Alabama, Kenny Chesney, Foreigner, Pat Metheny, Billy Joel, the Beach Boys, Hall & Oates, Willie Nelson, Rodney Crowell, Ian Hunter, Rodney Dangerfield (yes THE Rodney Dangerfield) and many others.

Now they can work with YOU!

DISCRETE DRUMS

www.i-studio.net www.discretedrums.com

for compatibility with Windows Vista.

The Mastering Effects Bundle Powered by iZotope, a set of four effects, rounds out the Sound Forge package. These effects are provided in DirectX format and include a mastering reverb, a multiband compressor, an IRC limiter/loudness maximizer, and a parametric equalizer. I found each of these to be intuitive to use, with a sound quality that is comparable to that of similar offerings elsewhere.

Like many current applications, Sound Forge's extensive printed manual has been relegated to a PDF file, but Sony has provided a printed quick-start and keyboard-shortcut guide for both Sound Forge and CD Architect. The program's online help is complete, and if you use the "?" toolbar button (not the F1 key as you might expect), it is context sensitive.

Overall, Sound Forge still shines as a comprehensive audio editor. If you've had to leave this old friend because it couldn't handle your surround sound needs, now is the perfect time for a reunion.

Allan Metts is an Atlanta-based musician, software/systems designer, and consultant. Check him out at www.sonicbids.com/ AllanMetts.

WWW.EMUSICIAN.COM

Sample Technology

for the Working Composer

REALTIME INSTRUMENTS

Strings

AVAILABLE NOW!

**MOVE BEYOND
ORGAN-LIKE STRINGS:**

DVZ splits virtual players in real time.

Choose from one to seventy strings,
all styles, all articulations in
one load.

Create an infinitely
variable room size from
small studio to a large
scoring stage with **SPACE**



WWW.AUDIOIMPRESSIONS.COM



FIG. 1: The XLogic Alpha Channel fits several high-priced-mixing-board features, including a preamp, 3-band EQ, and A/D conversion, into a single-rackspace unit.

SOLID STATE LOGIC XLogic Alpha Channel

See Product Specs
@emusician.com

Pro console sound at a project studio price.

By Myles Boisen

Solid State Logic—better known as SSL—has long been famous for state-of-the-art automated mixing boards priced far beyond the budget of the average EM reader. But with the introduction of the affordable Alpha series of outboard processors, the SSL brand can now be part of any studio's gear roster.

The XLogic Alpha Channel is a single-channel mic/line preamp with a number of distinctive features. In

addition to a versatile 3-band EQ, the SSL pre offers output limiting, digital I/O, and a variety of insert and stereo-linking options. Although it is designed for use

Out in Front

The Alpha Channel's single-rackspace front panel is a straightforward affair, with a silver powder-coat metal panel, plain labeling, and color-coded plastic knobs (see Fig. 1). An illuminated plastic power button is located on the faceplate's extreme left. All the buttons are the same translucent, illuminating type, and glow white, green, red, or orange depending on their function.

Next to the power button is a combo XLR/unbalanced ¼-inch input jack. A series of four input buttons allow the selection of high-impedance input (1 kΩ disengaged, 10 kΩ engaged), -20 dB pad, 48V phantom power, and phase reverse. One very thoughtful innovation is a warning light built into the pad button; it flashes red to

The Alpha Channel definitely imparts a bit of extra high-end sheen.

addition to a versatile 3-band EQ, the SSL pre offers output limiting, digital I/O, and a variety of insert and stereo-linking options. Although it is designed for use

Empirical Labs INC.

So I got the box, plugged it in on an Etta James vocal that I was having problems with... and it \$#\$%^&* rocks. This is a **great box** - I can see anybody with a DAW wanting to use this thing. I use the shelving, DS'ing and transformer out, and am just **thrilled**. It absolutely complements the digital crap that I am forced to use!

-Ed Cherney

...and on the third day, the big guy made the Lil FrEQ... and everybody went f*ck'in freaky!

-Michael Brauer

"The lil freq has the best de-esser I've ever used, the HF 'limiter' works like magic too."

-Mac Black, GearSlutz.com

**LIL FREQ:
THE EVIDENCE IS
EMPIRICAL**



"Let me put it this way... I've yet to not use it when mixing a vocal track. It's definitely one of those 'I wish I knew about this thing earlier' kinda devices in my rack."

-Yoda117, GearSlutz.com

"It is flat-out the most versatile unit I own ... I think I'm about to buy a second one—if there's one problem with Dave Derr's designs, it's that **you always want another one!**"

-Stuart Mac, GearSlutz.com

We have two Lil FrEQ's in our studio. They are without a doubt the first-call equalizer for all critical applications. Between the shelving EQ, the remarkable, accurate and musical sounding 4 band parametric EQ, and the best sounding De-essing system I have ever experienced, I could not imagine trying to work without these units. There is a definite reason why they the Lil FrEQ's are 'inputs one and two' in rack one of our outboard EQ arsenal.

-FLETCHER, MERCENARY AUDIO/THE METHODS AND APPLICATIONS LABORATORY

Please stop by our AES Booth #162 and say hello!

Visit Empirical Labs on the web at www.empiricallabs.com.

For sales & info, contact Wave Distribution:

**WAVE
DISTRIBUTION**

1141 Greenwood Lake Turnpike, Ringwood, NJ 07456 tel: (973) 728-2425 fax: (973) 728-2931

www.wavedistribution.com email: eli@wavedistribution.com



FIG. 2: The Alpha Channel's rear panel is basic, with analog audio and S/PDIF I/O and links to daisy-chain additional Alpha Channels.

alert you when the input gain level reaches overload.

Also in the Input section, one red knob controls input gain (from +20 to +75 dB), and another controls SSL's unique Variable Harmonic Drive (VHD) feature, as found on the SSL Duality console. The VHD circuit colors the audio signal, initially by subtly boosting the proportion of second-order (aka even-order) harmonics. As you turn the VHD knob clockwise (you rockers will appreciate that this knob goes to 11), odd-order harmonics are added, contributing an edgier and more easily audible flavor of harmonic distortion.

The Insert section presents three buttons labeled In, Sum, and Post EQ. At first glance, these different insert modes are somewhat esoteric, but their functions are explained adequately in the multilingual manual. As with a mixing board, the Alpha Channel insert loop allows you to send the preamp signal to another audio device—typically a compressor or multi-effects box—

and then return it to the preamp circuit for further processing or output to a recording device.

Engaging the In button sends and returns the insert audio signal before the EQ section. Selecting Post EQ places the insert point after the Alpha Channel's EQ module. Pressing the Sum button mixes the send and return signals internally, enabling such advanced uses as parallel compression processing and mixing in a second signal (such as a bass or guitar DI) when connected to the insert return jack.

EQ and I/O

EQ controls take up about half of the Alpha Channel's front panel. A highpass filter section has two buttons offering a -3 dB rolloff at

40 and 80 Hz; they can be simultaneously engaged to achieve a 120 Hz low cut. An EQ in/bypass switch is located in the middle of the panel. The EQ knobs are divided into three panel sections: LF (switchable low

shelving, 40 to 600 Hz; bell curve option, 35 to 500 Hz; black knobs), MF (fully parametric midrange, 300 Hz to 5.2 kHz, green knobs), and HF (shelf only, 1.5 to 22 kHz, red knobs). The EQ gain pots offer cut-and-boost ranges of ± 15 dB (low bell), ± 17 dB (mid parametric), and ± 19 dB (high and low shelf), and they're detented at the zero-gain center point.

On the faceplate's far right is the output-level adjust knob (± 20 dB), a button to engage the Lite Limit output-limiting circuit, an LED indicator for digital input and analog-to-digital converter (ADC) lock, and a ladder-type LED output meter (-36, -24, -12, -6, -3, and 0 dBfs) that indicates gain before the unit's internal ADC. While there is no actual gain-reduction meter for the limiter, the Lite Limit button varies its color from green to orange to red as greater amounts of gain reduction are applied.

The Alpha Channel's rear panel is sparsely appointed (see Fig. 2). In addition to the standard IEC power connector, it has four RCA jacks (two for linking to other Alpha Channel units, and two for coaxial S/PDIF I/O) and three balanced $\frac{1}{4}$ -inch TRS jacks for analog out and insert send and return. The S/PDIF sampling rate is set internally at 24-bit, 44.1 kHz, and can be changed only by the application of an external signal to the S/PDIF input. The Alpha Channel is not able to accept digital audio input, however, and the S/PDIF jack is for external clocking purposes only (from 44.1 to 192 kHz).

Guerrilla Sessions

I put the Alpha Channel through some rigorous real-world testing during a month of sessions at my Guerrilla Recording studio in Oakland, California. Throughout this period I did need the manual to clarify some digital-recording applications and illuminate the various functions of the insert modes. While the manual addressed most of these issues, it could provide more guidance for nonprofessional engineers on suggested setups and digital clocking issues. A tutorial of this type is available on the SSL Web site under Tips and Tricks (www.solid-state-logic.com/music/xlogic_achannel.html), although this feature has been newly launched at press time and is not clearly written.

The preamp's tonality was consistently pleasing and musical, with an exemplary clarity and detail that should please audiophiles and critical engineers alike. Compared with the solid-state preamps I regularly rely on, the Alpha Channel definitely imparts a bit of extra high-end sheen to most sources, but is rarely too

PRODUCT SUMMARY

SOLID STATE LOGIC XLogic Alpha Channel

microphone preamp
\$1,995

FEATURES	4
EASE OF USE	3
AUDIO QUALITY	4
VALUE	3

RATING PRODUCTS FROM 1 TO 5

PROS: Quality mic/line preamp. Effective onboard EQ, insert, and limiting. Harmonic overdrive circuit. Input overload indicator. Phase inverter. Digital audio output.

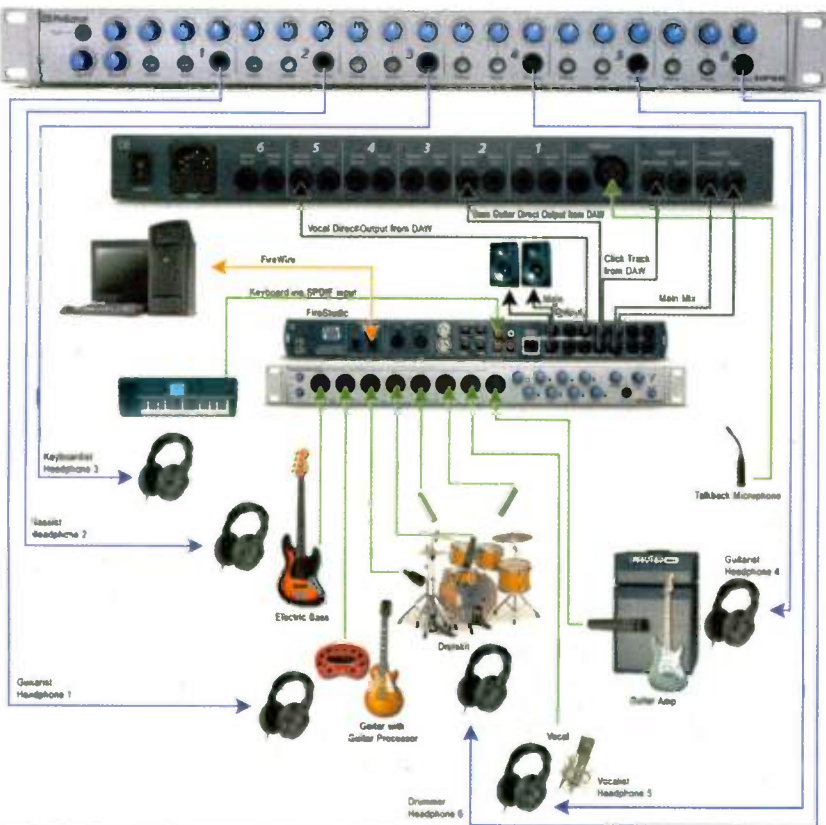
CONS: Combo input jack requires repatching for mic or line input. No XLR output. No sampling-rate display or selector switch.

MANUFACTURER
Solid State Logic (SSL)
www.solid-state-logic.com

MORE ME!

FEATURED ARTIST: THE LAZARUS HEART www.thelazarusheart.com

HP60 Six-Channel Headphone Mixing System



"CAN I GET MORE ME?" Everyone in the band wants a different headphone mix. Give the drummer more click, the singer more vocal, the guitarist more guitar, the bassist more bass, all without effecting each other's mix!

It's easy with the **HP60** since you have three stereo or mono inputs to mix between for each of six headphone outputs! Send the main mix to Input A, the click to Input B and each individual musician's output to their direct input on each channel or any other combination you can dream of. Use the HP60's talkback to communicate with the musicians at the push of a button. And as with all PreSonus products, you can be sure that your HP60 will be loud and clear!

FEATURES

- Six independent ultra low-noise and HIGH OUTPUT headphone amplifiers
- Two sets of stereo or mono inputs (A and B) with balanced TRS connectors
- Stereo external input point on each channel for "more me" control
- Mix control between inputs A and B
- Talkback with external XLR microphone
- Direct stereo line output on each channel
- Mono and mute on each channel
- \$299 (estimated USA street price)

The recording experts at Sweetwater have been helping pro and project studio owners fit together their perfect recording rig for decades. They know that when a musician is the right headphone mix, they turn in an inspired performance. Call Sweetwater day and pick up an HP60. Your sessions will never be the same again!

bright and never lacking in tone or warmth.

With a Blue Bottle tube mic on a female vocalist, the SSL yielded a beautifully airy timbre. Acoustic guitar and bass were rich in harmonics and woody warmth, with a clear presence that helped these instruments stand out in a mix. A tambourine delivered immediate and realistic transients, with a crystal clarity that never got harsh through a Neumann TLM 103 condenser mic. Handclaps were also granted a rich sparkle on the same mic.

Recording several orchestral instruments on a session for the band P.A.F. gave me a unique opportunity to check out the SSL's performance in comparison to the

highly regarded Grace 101 preamp. With a Royer R-122 ribbon mic on oboe, the Alpha Channel was excellent. The ample +75 dB input gain was a big help, with that quiet instrument miked at a distance of about three feet. Without resorting to added equalization, the SSL contributed some nice extra brightness on trumpet and trombone tracks.

However, on violin the Alpha Channel's high-end emphasis was too much, bringing a grating, sandy edge to a solo track recorded using the smooth R-122. Switching over to the Grace 101 preamp yielded a much more pleasing and listenable result. The SSL worked fine on cello with the relatively mellow-sounding Neumann KM 140 condenser mic, and it also performed well on bassoon with the same recording chain.

Classical clarinet sounded too dark with the Royer R-122-Grace 101 combination, whereas the SSL was just right in the high end. In periodic tests the EQ was always musical, and it was easy to hear the results at subtle settings.

Sparkling Performance

The Alpha Channel's Variable Harmonic Drive is an interesting and valuable feature that actually sounds good. I am always wary of enhancement circuits like this, which to my ear can sound grainy or overly colored as soon as the effect becomes audible. Although I tend to be cautious about using any kind of processing while tracking, setting the VHD about halfway gently enhanced most instruments, adding desirable tone and authority without distortion or excess coloration.

I was surprised to find that the VHD circuit had very little impact on a Hammond organ part, and its thickening effect on female vocals was pretty subtle. But it generally improved chordal guitar parts and was most useful on lower-register instruments.

Though not as versatile as the 4-band EQs on most mixing boards, the SSL EQ was transparent, easily audible, and a worthwhile tool all around. At narrow Q settings, filtering was very tight and surgical. On one session, I was able to effectively reduce the high whine of a digital guitar-harmonization pedal using the narrowest bandwidth without adversely affecting the rest of the frequency spectrum.

The Alpha Channel EQ was very transparent and sweet on a high-tech bass rig recorded with an AKG C 414 mic. In this

PHONIC
WWW.PHONIC.COM

CALL 800-430-7222 TODAY!



MONSTER INTERFACE!

FireWire, A/PDIF, AES/EBU, MIDI, ADAT

- | | |
|-------------------------------------------------------------------------|----------------------------------------------------------------|
| <input checked="" type="checkbox"/> Rack-mountable | <input checked="" type="checkbox"/> ADAT In/out |
| <input checked="" type="checkbox"/> 24-bit resolution | <input checked="" type="checkbox"/> SMUX In/out |
| <input checked="" type="checkbox"/> Sampling rate up to 192 kHz | <input checked="" type="checkbox"/> MIDI In/out |
| <input checked="" type="checkbox"/> 18 simultaneous channels in and out | <input checked="" type="checkbox"/> Word clock In/out |
| <input checked="" type="checkbox"/> AES / EBU In/out | <input checked="" type="checkbox"/> Windows and Mac compatible |
| <input checked="" type="checkbox"/> S/PDIF In/out | <input checked="" type="checkbox"/> Steinberg Cubase LE |



FIREFLY 808

Studio Recording Pre-amp and 192kHz FireWire Interface

6103 JOHNS RD. #7 TAMPA, FL 33634 WWW.PHONIC.COM 813-890-8812 INFO@PHONIC.COM

PHONIC

SERIOUS RESOURCES FOR SERIOUS MUSICIANS

From interactive CD-ROMs on the latest music software offerings to comprehensive books on music production, recording, engineering, and the music industry, Course Technology PTR has a solution for every musician.

NEW SERIES!

The publisher that brought you the *Power!* and *Ignite!* series has a new helpful series of books to help you increase your audio skills. Skill Packs provide fully integrated book and CD/DVD instruction on difficult to understand music technology topics. The source files on the companion disc are the building blocks you use to construct the book's projects. This "learn by doing" approach helps make difficult concepts easy to grasp. All Skill Packs are only \$29.99.



MIDI Sequencing in Reason



Using Reason's Virtual Instruments



Editing Audio in Pro Tools



Mixing in Pro Tools



MIDI Editing in Cubase



Working with Beats in Pro Tools

ALSO AVAILABLE...

Ableton Live 6 Power!: The Comprehensive Guide (\$36.99) provides the only guide and reference you'll ever need to master this one of a kind program. Prefer to learn via CD-ROM? Check out *Ableton Live 6 CSI Master* (\$49.99).



Shaping Sound in the Studio and Beyond: Audio Aesthetics and Technology (\$34.99) by Gary Gottlieb is an ideal introduction to studio recording and audio production for anyone interested in pursuing these careers, as well as for home recordists and practicing audio engineers and musicians who want to make the most out of their equipment, or improve their communication skills in the studio.

Come see us at AES Booth 1044 for author signings, discounts, and more!

Not coming to the show? Order now at 1.800.648.7450 or visit www.courseptr.com.

Our products are also available at Borders, Barnes and Noble, Guitar Center, and Amazon.com.

application, the VHD control also worked very well to bring bass transients forward in the mix, adding punch and definition.

The Lite Limit feature is of course very handy for digital recording, as well as for taming the wide dynamic range of percussion, direct bass, and guitar. Under typical tracking conditions, I noticed no distortion or adverse brickwall-limiting effects when engaging this option.

When feeding a line-level input to the Alpha Channel from a CD player (with the input pad engaged), I was also impressed by the SSL limiter's transparency. Moderate limiting was not audible, and it was only when

the input level was dangerously hot, with the Lite Limit button glowing a solid, fiery red, that compression artifacts became apparent. Nonetheless, even with the SSL's output meter lit continuously at 0 dBfs, the unit still demonstrated ample headroom.

A few features on the Alpha Channel took some getting used to. Having only a ¼-inch out really took me by surprise. This choice presents no compromise in audio quality, but it felt like SSL was cutting corners by not including an XLR out for convenience in connecting. And the combo input jack, though a nice space-saving feature, is inconvenient when switching between microphone and line-level or guitar DI inputs during a session.

In addition, it's a shame that SSL put a high-resolution A/D converter in the Alpha Channel but didn't make the converter easier to use by implementing a sampling-rate selector switch. Simple studio setups that are limited to a single digital device, such as a basic DAW interface with only one S/PDIF in and out, may find it cumbersome to clock the Alpha Channel externally at sampling rates other than the unit's 44.1 kHz.


Irrefutable Logic

Clearly, the SSL XLogic Alpha Channel is a piece of gear that doesn't pretend to be flat, either in frequency response or sonic personality. With its glossy high-end timbre, powerful EQ, and effective VHD circuit, this preamp offers superior solid-state sound and a number of exciting permutations for spicing up miked or line-level sources.

Despite the Alpha Channel's proven ability to deliver great sounds, I found a few areas in which it could have justified its price tag by delivering greater value and usefulness to the personal-studio owner: The connection options are limited for a professional device in this price range. Also, I was disappointed by the lack of a sampling-rate display or a sampling-rate selector switch, both of which are standard features on many lower-priced units aimed at project studios.

Limitations aside, the Alpha Channel's major attractions—the SSL preamp, onboard EQ, limiting, and VHD processing—work very well. These features place it solidly in the pro channel-strip category.

Myles Boisen is head engineer at Guerrilla Recording in Oakland, California. Find out more at www.mylesboisen.com.



DREAMERS WANTED.

VOLUME

ANALOG DIGITAL

SCHOOL OF RECORDING ARTS

800.226.7625

3300 University Boulevard • Winter Park, FL 32792

Financial aid available to those who qualify • Career development assistance • Accredited S.I.U., ACCSC

FULL SAIL
Real World Education

DEGREES IN: COMPUTER ANIMATION > DIGITAL ARTS & DESIGN > ENTERTAINMENT BUSINESS > FILM > GAME DEVELOPMENT > SHOW PRODUCTION & TOURING

ONE OF THE FIVE BEST
MUSIC PROGRAMS
IN THE COUNTRY

- Rolling Stone Magazine

fullsail.com

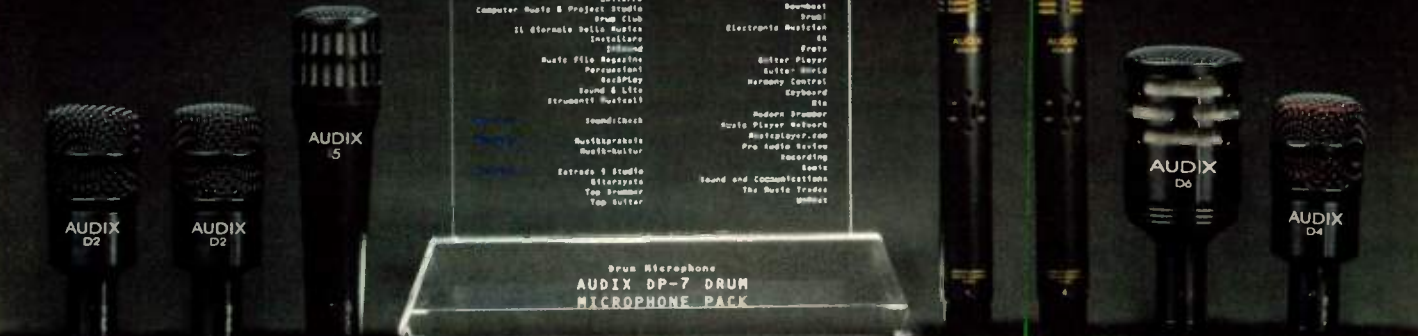
WWW.EMUSICIAN.COM

Best Drum Microphones.

M.I.P.A. 2007

Argentina	Escuela Al Sur Tecnografía	Chile	Producción Audio Producción Profesional
Australia	Tronexone	Colombia	Audio Producer Filharmonía
Brazil	Muzylowj [Jornal]	Costa Rica	Intermedia Musical/Creative
Canada	Next Music Stage	Cuba	Show Master
China	Audio Audio & Technology Recktago Producción Profesional	Denmark	Audio Baber
France	Comptón Music Trade Concilio Musicom Professional Sound	Germany	Academy Computer Music Future Music
Germany	Musibus	India	Guitarra Electrónica Guitarrista Áudio Magazine Producción Audio Producción Profesional
Holland	Multisonic Soundcheck	Japan	Musiboraganinet
Italy	Digital Sound	Malaysia	Starline Interface Music Baber Pro Music News Singapore/Brant
Japan	Multisonic Recording	Philippines	Audante Volume
Latvia	Sterre & Bass Keyboards Multisonic.net Production Partner	Russia	Audio Audio Computer Music Drummer Future Music Guitar and Bass Guitarist Live Sound MI PRO Resolution Shybo Total Guitar
Malaysia	AV Pro Output techBlog-IP	Saudi Arabia	Atollite Guitar Bass Player Bumbeat
Spain	Asa Escalera Estudios	South Africa	Electronics Musician EQ Frets Guitar Player Guitar World Murray Control Keyboard R10 Modern Drummer Solo Player Network MusicPlayer.com Pro Audio Online Recording Some Sound and Communications The Audio Trades unibus
USA	Computer Audio & Project Studio Drum Club Il Giornale della Musica Installare Silmind Audio File Magazine Paragonline Recording Sound & Lite Strumental Musicali		
UK	Soundcheck		
	Musikpraxis Musik-Kultur		
	Estudio 9 Studio Atterpato Top Drummer Tap Guitar		

Drum Microphone
**AUDIX DP-7 DRUM
MICROPHONE PACK**



107 magazines representing 25 countries voted AUDIX the winner of the 2007 Musikmesse International Press Award for "Best Drum Mic". Audix would like to thank all the members of MIPA for this recognition.



For more information go to www.audixusa.com or call 1-800-966-8261

Audix Corporation, PO Box 4010, Wilsonville, OR 97070. ©Audix Corp 2007. All rights reserved. Audix and the Audix logo are trademarks of Audix Corporation.

ALPHATRACK AND FADERPORT

Pro 1.0, and as a standard MIDI controller. Performance in Logic Pro relies on HUI emulation, and there are some unimplemented controls and occasional loss of contact with Logic. Both units performed well with Cubase 4, but the AlphaTrack gets the edge because of its native support. PreSonus plans to release a custom plug-in for Cubase 4 in the near future. The AlphaTrack also worked seamlessly with Reason and Soundtrack Pro, although the latter's control surface support is limited.

One Size Fits All

The guiding principle behind a control surface with a single channel strip is compactness. Both units meet that goal admirably; the FaderPort is a bit more compact, whereas the AlphaTrack has a few more goodies. They are ideal for portable computing in tight spaces but are also very handy on the desktop. I preferred having the controller adjacent to the mouse so that I could easily switch between them. That quickly became second nature.

The biggest difference between the AlphaTrack and the FaderPort is one of design philosophy. The FaderPort is designed purely for mixing, automation, and transport control. Its slider is dedicated to volume, and its rotary encoder is dedicated to pan. That makes the FaderPort extremely simple to use—you're never distracted wondering what mode a knob, fader, or button is in.

The AlphaTrack, on the other hand, is designed as a compact multipurpose controller, which is the primary reason for its LCD and three rotary encoders. The LCD tells you what's doing what, and you always have access to four parameters. Despite its limited number of controls, mode switching makes the AlphaTrack useful in a pinch as a standalone MIDI controller.

AlphaTrack Specifics

For parameter control, the AlphaTrack has a 100 mm touch-sensitive, motorized fader; three touch-sensitive rotary encoders that also function as buttons; and a touch-sensitive ribbon controller (see Fig. 1). The targets of those controls are determined by mode buttons labeled Pan, Send, EQ, and Plug-in located just beneath the rotary encoders. A fifth button sets the DAW's automation mode for the selected track. A toggle-style Shift button calls up alternative functions for the fader, rib-



FIG. 2: The FaderPort's motorized fader and rotary encoder are dedicated to volume and pan mixing and automation.

bon, encoders, and many of the other buttons. A handy Flip button swaps functions between an encoder and the fader for high-resolution control of the encoder's target parameter.

In Pan mode in Cubase, the fader controls volume, the rightmost encoder controls pan, and the leftmost encoder changes tracks. You twist the center encoder to move between markers, and press it to add markers on the fly. The other modes focus the fader and encoders on various channel-strip and plug-in parameters. Touching any of the touch-sensitive controls toggles the LCD from generic to control-specific information. For example, the LCD, which is located just above the rotary encoders, normally indicates their function, but once the fader, the ribbon controller, or an encoder is touched, the LCD changes to display its value and a fuller description of its function. Touch sensitivity is also used for touch-mode automation, in which current automation is read until the control is touched, after which it is overwritten.

You use four function buttons (which in combination with the Shift button actually invoke eight functions) to step through parameter pages as well as to invoke user-defined functions. In Cubase 4, F1 and F2 step through parameter pages when multiple pages are available. For instance, in EQ mode they step through EQ bands, and in Send mode they step through send buses. F3 through F8 are user assigned using drop-down menus in Cubase's Devices Setup dialog box. When you plug a footswitch into the ¼-inch TS jack on the back, its function is user assigned in the same way. Record, Solo, Mute, and dual-function transport buttons round out the AlphaTrack panel.

The ribbon controller is one of the AlphaTrack's more innovative features. In Cubase it is used for navigation and scrubbing, and its action depends on whether it is tapped (jump between markers), dragged over with one finger (scroll), or dragged with two fingers (jog/shuttle).

PRODUCT SUMMARY

FRONTIER DESIGN GROUP AlphaTrack

compact USB control surface
\$249

FEATURES	4
EASE OF USE	3
DOCUMENTATION	3
VALUE	3

RATING PRODUCTS FROM 1 TO 5

PROS: A full-featured control surface in a slick, compact package.

CONS: Currently offers native support for only a few DAWs.

MANUFACTURER

Frontier Design Group
www.frontierdesign.com



Lots of interfaces out there.
Only one has Focusrite mic pre-amps.



Saffire PRO 10 i/o

To record great music you need great gear. Focusrite's microphone pre-amps are used in professional studios all over the globe, and now the Saffire Pro 10 i/o gives you 8 great Focusrite mic-pre's all in a cost effective package for recording directly to your computer.

At \$499*, the Saffire Pro 10 i/o is the perfect choice at the perfect price for recording all your mics and instruments. Lay down multiple tracks while you custom tailor individual monitor mixes for everyone in the band. Ultra-low latency Firewire connection to your DAW and 24-bit/96kHz sampling rates provide all of the headroom you need to capture the greatest recordings.

Call Sweetwater today and get your Saffire Pro 10 i/o.
Focusrite...world class pre's for world class results.

*US MAP Price \$499.99

audio heritage | sonic integrity | professional solutions

Sweetwater
Music Instruments & Pro Audio

For more information: 800-222-4700 or www.sweetwater.com

World Radio History


Focusrite
focusrite.com

ALPHATRACK AND FADERPORT

Used with the Shift key, the ribbon effects audible scrubbing.

FaderPort Specifics

The FaderPort is dedicated to mixing, automation, and transport functions and is, therefore, a much simpler device (see Fig. 2). It currently lacks native support for most DAWs, but in many cases, HUI emulation is sufficient for its tasks. For example, you won't really miss native support for user-assignable buttons or stepping through parameter pages because the FaderPort doesn't have these features. On the other hand, you do need native support to have the FaderPort follow as you change channels with the mouse, as well as to set and move between markers, and you will miss those features.

Like the AlphaTrack, the FaderPort has a 100 mm touch-sensitive, motorized fader—the same high-quality Alps fader used in the Digi-design D-Command. Here, touch sensitivity is used for touch-mode automation. A single rotary encoder is dedicated to pan. Mute, Solo, and Record buttons are next to the pan encoder, and Channel Select and Bank buttons are just below it. In Bank mode, the Channel Select but-

tons jump eight channels at a time, which is very handy. A separate Output button jumps immediately to the output channel strip, but that button also requires native support.

Read, Write, and Touch buttons select automation modes, and an Off button turns off the fader motor. That is nice in Read mode when you don't want to be distracted by the moving fader. Window View buttons show and hide the DAW's mixer, project, and transport windows. The Window View row also contains a dedicated Undo/Redo button. The standard transport buttons are augmented with Punch and Loop mode buttons and a user-assignable button, although that requires native support.

Back-to-Back

For native-supported DAWs—and there may be more of those by the time you read this—the choice between the AlphaTrack and the FaderPort is a choice between simplicity and flexibility. If your goal is mixing, automation, and transport control, the FaderPort has it covered with a minimum of fuss. My one quibble would be the separate power supply for the fader motor—that makes it less convenient for portable operation, but that is the price you pay for the high-quality Alps fader.

If you're after a compact but full-featured control surface, the AlphaTrack is for you. It is excellent for mixing, automation, and transport control, but if that's all you need, the extra stuff makes the unit a little larger, and perhaps more complicated than necessary.

For both units, native support for your DAW is key to functionality and hassle-free operation. So check the information and downloads on the Frontier and PreSonus Web sites and browse the companies' user forums before you buy.

Len Sasso is an associate editor of EM. For an earful, visit his Web site at www.swiftkick.com.

REVI

"When I push up the fader on my **R-122**, it's almost like there's no glass between me and the instrument. It's big and it's real - what more can you ask for!"

- Joe Barresi

(Producer/Engineer: Tool, Queens of the Stone Age, Pennywise, Bad Religion, Clutch, The Melvins)

Royer Ribbons
818.847.0121 • Burbank, CA.
www.royerlabs.com

PRODUCT SUMMARY

PRESONUS FaderPort

compact USB control surface
\$229.95

FEATURES	3
EASE OF USE	4
DOCUMENTATION	2
VALUE	3

RATING PRODUCTS FROM 1 TO 5

PROS: Solid and compact. Covers mixing, automation, and transport control with a minimum of fuss.

CONS: Currently offers native support for only a few DAWs.

MANUFACTURER

PreSonus Audio Electronics
www.presonus.com

Who needs the H2 Handy Recorder?

Every Musician on the Planet.

SIMPLICITY IS A BEAUTIFUL THING.

It's a simple idea: provide brilliant stereo recording in an easy-to-use, ultra-portable device. With the H2, every musician has a way to record high-quality audio.

WHY FOUR MICS ARE BETTER THAN TWO.

The H2 is the only portable recorder with 4 mic capsules onboard in a W-X/Y configuration for 360° recording. Audio is decoded instantly for unrivaled stereo imaging.

PUSH A BUTTON...

That's all it takes to start recording! The H2's intuitive user interface makes it easy to capture the moment. Onboard Auto Gain Control ensures your recordings are at the right level. And you get over 4 hours of continuous operation with 2 AA batteries.

PLAY IT BACK!

Play back your recordings on your home audio system or listen to your masterpiece with the included earbuds. Enjoy studio-quality audio directly from your H2.

SECURE YOUR DIGITAL MEMORIES.

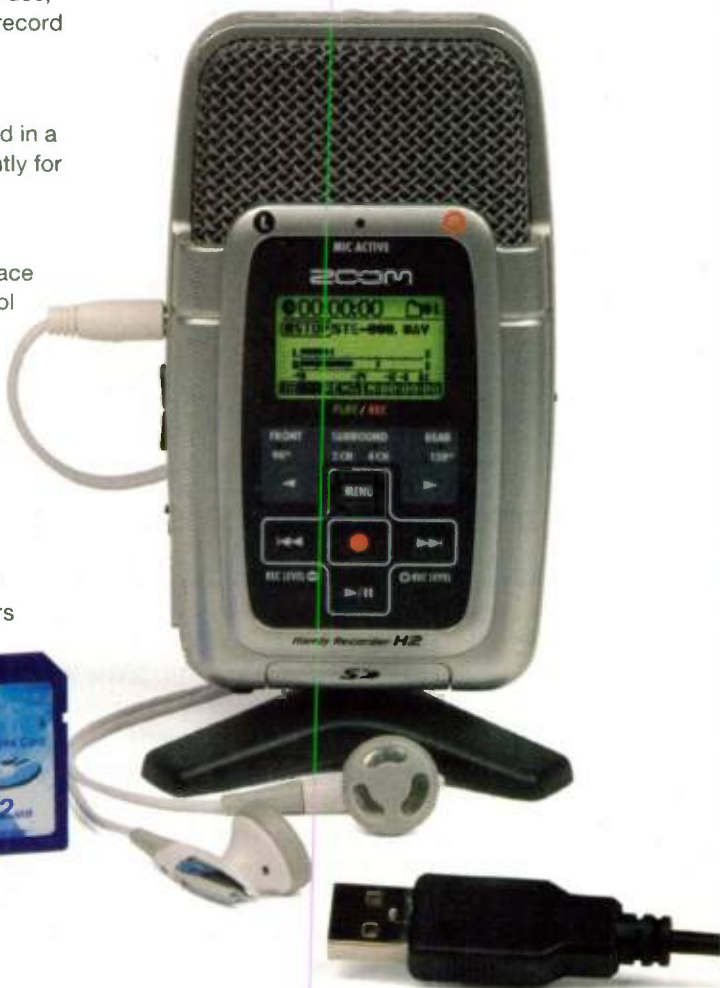
The H2 comes with a 512MB Secure Digital (SD) card. With a 4GB card, the H2 provides 2 hours of recording at 96kHz, 6 hours at 44.1kHz, or a staggering 138 hours at MP3. You can store your recordings on a PC or Mac with the H2's USB interface and then share them online.

WHAT'S LIFE WITHOUT ACCESSORIES?

Your H2 comes with a mic clip adapter, tripod stand, earbuds, a 10' USB cable, stereo cable, AC adapter and a 512MB SD card.

ENJOY YOUR BRILLIANCE!

Recording high-quality audio has never been so easy. You'll be amazed by your sound.



**THE ZOOM H2 HANDY RECORDER.
BRILLIANT STEREO RECORDING.**



FIG. 1: Guyatone's Optical Series stompboxes have plenty of knobs and switches, multiple modes of operation, and customizable control options. The Ultron filter pedal offers autowah, envelope-controlled, and footpedal-controlled modes.



GUYATONE Ultron and Ultram

See Product Specs @emusician.com

Are these boutique stompboxes the ultimate in their class? · By Babz

Autowah effects like the Musitronics Mu-Tron III have been around since the '70s. Stevie Wonder's "Higher Ground" and other funk classics made them popular, but I've never felt they were exploited to their full expressive potential. I've always wanted more far-reaching control over their resonant filters.

The pulsating swell of tremolo is another perennial favorite. Though tremolo has been used (and occasionally overused) on everything from twangy surf guitar to panning electric piano, its simplicity and potential for monotony have made it practically cliché. Thus, I was excited to try out the Guyatone Ultron and Ultram stompboxes, which aim to push the limits of autowah and tremolo to their outermost reaches.

Uncommon Features in Common

The Ultron Optical Auto Wah GST-U05 and Ultram Optical Tremolo GST-C04 are hybrid analog-digital stompboxes. They combine vintage-inspired optical circuitry with a digital low-frequency oscillator (LFO) and a control section that lets you manipulate lots of parameters in real time. Each unit is housed in a sturdy but lightweight Hammond chassis and is dedicated to one effects type. Each sports a full complement of LEDs, switches, and knobs, many performing dual functions, and a 4-character LED display (see Fig. 1). Their range

of tweakable parameters is so extensive, they're almost mini sound-design workstations in stompbox form. I divided my time between stompbox operation and tabletop tweaking because I couldn't keep my hands off of all the controls.

I was delighted that each unit comes with an external power supply (a 9 VDC wall wart), but when I opened the box, I was a little dismayed to find no place to install a battery. Guyatone discovered during development that the digital CPU's power demands made battery operation impractical. Still, it would be nice to have at least a power switch, as unplugging the wall wart is the only way to turn the unit off. However, while poking around inside, I found a vastly more valuable feature: four DIP switches and a threshold trim pot you can use to optimize the units for different instruments, including keyboards. Nice!

Both stompboxes offer six LFO waveforms (triangle, sawtooth, reverse sawtooth, and three rectangular waves), LFO speed (displayed in bpm or milliseconds and as a bright green LED that flashes in time), a true bypass switch, and an input for an optional CV expression pedal (Guyatone recommends a Roland EV-5). You can manually dial in the LFO rate or set it using tap-tempo foot control. The tap-tempo footswitch also doubles as a switch for controlling various operational modes. The Ultron's and Ultram's modes, many of which require expression



“I’ve Already Earned \$50,000 Using TAXI and My Little Home Studio.”

Matt Hirt – TAXI Member

Is your music good enough to make money?

I was pretty sure mine was too, but I didn’t have a clue how to make great connections. I’m just not good at playing the “schmoozing” game. And even if I was, I had little chance of meeting the right people.

I needed a way to market my music, so I joined TAXI and the results were nothing short of incredible.

Now, all I have to worry about is making great music. The people at TAXI do an amazing job of hooking me up with opportunities that I would never uncover on my own.

I’ve already cut deals for more than 70 of my songs, and they’re getting used in TV shows like *Dateline*, *Law and Order SVU*, and *The Osbournes*. And yes, I’m making money.

I was kind of surprised that the recordings I make in my little home

studio were good enough. I guess size really doesn’t matter;-)

Want to know what does matter? Versatility. Being able to supply tracks in different genres makes you even more desirable for Film and TV projects. I didn’t know that until I became a TAXI member and started going to their members-only convention, the Road Rally.

If you joined TAXI and never sent in a single song, you’d still get more than your money’s worth just by going to their convention. It’s three days of incredible panels loaded with some of the most powerful people in the music

business, and the cool part is that it’s FREE!

Unlike some of the other conventions I’ve attended, the panelists at the Rally are friendly and accessible. I’ve never been anywhere that gives you so much great information, and so many chances to meet people who can help your career.

If you’ve needed proof that a regular guy with ordinary equipment can be successful at placing music in TV shows and movies, then my story should do the trick.

Don’t let your music go to waste. Join TAXI. It’s the best service on the planet for people like you and me – they really can turn your dreams into reality if you’re making great music.

Do what I did. Call TAXI’s toll-free number, and get their free information kit. You’ve got nothing to lose, and a whole lot to gain!



TAXI®

The World’s Leading Independent A&R Company

1-800-458-2111

pedal control, are really the key to unlocking the power of these devices.

Ultron Optical Auto Wah

Calling the Ultron GST-U05 an autowah is somewhat of a misnomer, because one of the features setting it apart from earlier units (like the Mu-Tron III) is that you can control the filter manually with an expression pedal. Each of the Ultron's three basic modes offers a different way to control the filter. Controlling it with an expression pedal is called Manual Pedal Wah mode, and it works like a traditional wah-wah pedal. Touch Wah con-

trols the filter using pick attack or some other input signal, and Wave Wah controls it using the internal LFO.

Touch Wah (envelope-controlled) mode essentially nails the Mu-Tron III effect, but with even more user options. Control knobs include Peak (filter resonance), Frequency (filter cutoff), Threshold (envelope sensitivity), and Filter Mode (highpass, bandpass, lowpass, or notch). Toggle switches let you select the filter range (low, medium, or high), and filter cycle up (wah-wah) or down (ow-ow).


Wave Wah (autowah) mode places the filter under LFO control for a distinctly different wah effect. You can further customize the effects using the various controls, the six selectable waveforms, and manual or tap-tempo speed controls.

Manual Pedal Wah mode is one of my favorite options. It gives the player ultimate control, serving up super liquid-cooled extreme wah-wah filter tones that will leave envious shred-meister guitar rivals looking like crybabies (see **Web Clip 1**).

Even when you have selected one of the Ultron's three basic modes, you are not locked into it as a static choice. You have the ability to momentarily switch to another mode (Guyatone calls it a sub mode) using the footswitch labeled Control. For example, when in Touch Wah mode, pressing the Control switch takes you into Wave Wah mode. That allows you to do things like have autowah on choppy

REVIEW

THE PERSONAL STUDIO BUYER'S GUIDE 2008



MAKE SURE TO RESERVE YOUR COPY OF ELECTRONIC MUSICIAN'S DEFINITIVE PRODUCT GUIDE TO PERSONAL STUDIO GEAR.

To order your copy of the PSBG 2008, or any of our other publications, please visit www.mixbooks.com or find it on newsstands wherever Electronic Musician is sold.

MIXBOOKS

PRODUCT SUMMARY

GUYATONE Ultron and Ultrem

effects stompboxes
 Ultron \$425
 Ultrem \$375

FEATURES	4
EASE OF USE	3
AUDIO QUALITY	5
VALUE	3

RATING PRODUCTS FROM 1 TO 5

PROS: Deluxe feature set. Exceptional versatility. Real-time control flexibility. Excellent sound quality. Solid construction. Quiet operation.

CONS: No battery operation. No power switch. Expensive.

MANUFACTURER
 Guyatone
www.guyatone.com

chords and then suddenly invoke a pulsating wah on a sustained chord.

In addition to filter frequency, you can use the expression pedal to control the LFO's depth and speed. In any of the available pedal modes, you can use the Control footswitch to momentarily switch to envelope-controlled wah on the fly. As if all that wasn't enough, you also get two bonus modes that let you change LFO waveforms with the expression pedal.

Ultrem Optical Tremolo

Tremolo is a less flashy effect than autowah, and that's reflected in the Ultrem GST-C04's lower price. But the same deluxe treatment is evident in its design, which packs in as many features and control options as possible for a full variety of tremolo and volume effects, and more (see Fig. 2). The six selectable LFO waveforms cover everything from spot-on emulations of vintage tremolo tones to more modern and mechanical-sounding autogating effects. The Ultrem has stereo outputs for panning tremolo, and you can use an expression pedal to manually pan between amps or channels. You can also use an expression pedal to control volume as well as tremolo speed, depth, and waveform.

Like the Ultron, the Ultrem has three basic modes.

Wave Tap lets you change tremolo speed on the fly using the tap-tempo footswitch. Momentary Wave mode allows you to toggle the tremolo on and off using the Control footswitch. And in Pedal Volume mode, the expression pedal functions as a standard volume pedal.

As with the Ultron, you can mix and match all the Ultrem's options in real time. It gives you countless variations using the Control footswitch and the same main mode and sub mode scheme. The Control switch also lets you control tap tempo, which in itself is a rare feature for a tremolo unit. One of my favorite Ultrem features is the Blend option, which mixes in a bit of dry signal to ensure that the initial note attack is not lost in a volume swell. In addition, the Ultrem offers a Saturation effect that allows you to dial in varying degrees of tube-overdrive emulation. It's a subtler tube crunch than a full-blown sustain or distortion effect. The effect is warm, pleasant, and musically useful; in fact, it's one of the best tube-saturation effects I've heard.

Ultimately . . .

I've owned quite a few stompboxes over the years, and it takes a lot to get my attention, but the Ultron and Ultrem immediately impressed me. I instantly became engrossed in exploring their extraordinarily flexible

BFD2

.new engine.new drums.
.new effects.new grooves.

coming soon. www.fxplansion.com/bfd2

fxplansion

eBlitz
AUDIO LABS

contact@eblitzaudiolabs.com
1765 Oak St. Torrance, CA. 90501
Phone: (805) 258-1465 FAX: (310) 322-3334
www.eblitzaudiolabs.com • www.fxplansion.com

RTAS

VST



FIG. 2: The Ultram offers a deluxe set of tremolo and volume effects paired with simulated tube saturation.



performance options, and even after weeks of putting them through their paces, I've yet to come up for air. It is rare to find a device for which the answer to the question "Okay, but can it do this?" is most likely, "Yes, and several other tricks you hadn't even imagined."

Both units also impressed me with their solid construction and pristine audio quality with nary a hint of noise. And even with so many knobs, switches, dual modes, dual-function controls, and tweakable parameters, I found the user interface to be quite ergonomic, requiring only minimal skimming of the manual for most functions.

The Ultron and Ultram do carry boutique price tags, and cheaper stompboxes offering similar effects are certainly available. An expression pedal is a must, so if you don't happen to have an EV-5 pedal around (as I did), that would be an additional expense.

Although other devices may do some of what these two stompboxes can do, I have yet to see anything else that brings together so many control options and features. Moreover, the ability to adjust input threshold to accommodate line-level sources makes them suitable for sound design, project studio recording, and a variety of audio processing needs, in addition to guitar and bass applications. Using both effects together, along with a little creativity, you can generate a wide range of electronic effects, taking a guitar (or other signal) through some pretty exotic timbral territory (see Web Clip 2).

Are the Ultron and Ultram the ultimate autowah and tremolo stompboxes? I do wish for a power switch, though I suppose it would be unusual for a stompbox to have one. I also wish that adjusting the input gain didn't require opening the unit and messing with DIP switches. Those are relatively minor quibbles, though. The combination of exceptional real-time control flexibility, top-quality audio components, ergonomic design, and adjustable input level makes these devices **EMWEB** if not the ultimate, then pretty darn close. **GLIPS**

Babz is a composer, multi-instrumentalist, and music-technology writer in New York City.



Master the universe.

Designed from the ground up for mastering and sound design professionals, these state-of-the-art plug-ins were originally available as part of Peak Pro XT™. Now the Master Perfection Suite™ is available for virtually every host application on Mac and Windows, offering more features and many interface improvements over other plug-ins in their class.

- PitchCraft™** — Real-time pitch correction/transposition
- Reveal™** — Seven-tool analysis suite
- SuperFreq™** — 4-, 6-, 8-, and 10-band parabolic EQ
- Repli-Q™** — Spectral matching with linear phase EQ
- Sqweez™-3 & -5** — Linear phase multiband dynamics
- GateEx™** — Professional Gate/Expander

Find out more at www.bias-inc.com



Master Perfection Suite™



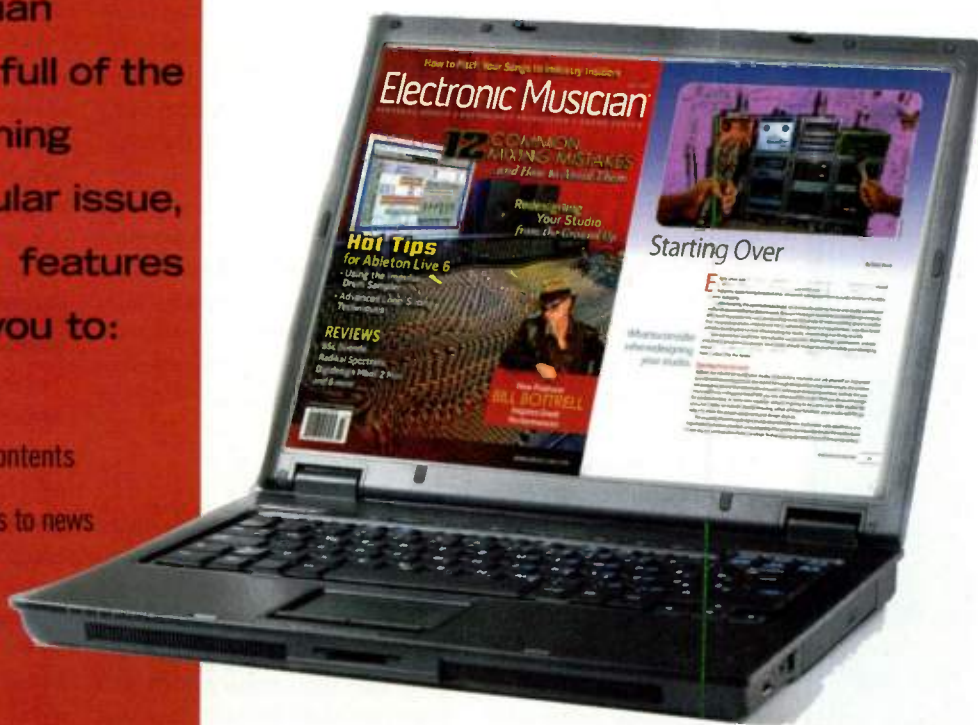
Electronic Musician[®] digital edition

*Go from **Zero**
to **EM** in under 6 seconds!*

Get Electronic Musician in your **inbox**
instead of your **mailbox**

Each digital issue of Electronic Musician magazine will be full of the same award-winning content as a regular issue, but with special features that will enable you to:

- Page through articles online
- Click items in the table of contents
- Click hotlinks for direct access to news and product information
- Zoom, print, or email pages to a friend or colleague
- Browse past issues and supplements
- Get EM before it hits the newsstand



TRY A FREE ISSUE TODAY

www.emusician-digital.com/emusician/sample

Subscribe today for a special introductory offer!

MIX BOOKS

Subscribe today at
www.mixbooks.com

mixbooks offers the best in books, DVDs,
merchandise and more

Digital Editions of Mix also available

Remix available soon - check www.mixbooks.com for updates

World Radio History



Access all your back issues
via Digital Delivery

MOJAVE AUDIO

MA-100

By Eli Crews

Mojave Audio, the company founded by David Royer to produce his condenser microphone designs, has a new mic on the scene. The MA-100 (\$795) is a small-diaphragm tube mic that shares the black and silver color scheme of the company's large-diaphragm MA-200 (see the review online at www.emusician.com). Like its larger sibling,

the MA-100 uses a military-grade JAN 5840 vacuum tube as well as a high-quality Jensen transformer, although the MA-100's transformer is in the power supply. Consequently, the power supply housing is much bigger than that of the MA-200—about the size of a small hardbound book.

The MA-100's accessories include an aluminum flight case, a foam windscreen, and a small clip (instead of a shockmount). But the true jewel in the box is an additional capsule, giving you the choice between cardioid and omnidirectional pickup patterns. The capsules screw easily onto the mic's body.

Present and Accounted For

My first test was to mic a full-range speaker playing program material in order to A/B the MA-100s against each other for consistency, as well as against the other small-diaphragm tube mics I own, two vintage Schoeps M 221Bs. My conclusion was that the Schoeps mics sounded more natural and closer to the original source, but the MA-100s sounded more exciting, with more presence and bite. The MA-100's frequency-response chart shows a significant bump around 6 kHz, which helps explain the perceived difference.

The MA-100's presence peak, in addition to its capacity to withstand high SPLs, makes it an excellent choice for a number of applications. When close-miking snare and toms (as recommended by Mojave Audio's president, Dusty Wakeman), as well as acoustic and electric guitars, the mic performed extraordinarily well. Using a pair of MA-100s as drum overheads, the full kit was well represented. Although the cymbals sometimes had a little more bite than I wanted, I got very good sounds with only a touch of subtractive EQ in the upper midrange. On a jazz drum set, the cymbals sounded better with the omni capsules, which smoothed out the ping of the ride while picking up the rest of the kit in a very natural way.

I also used the MA-100s on strings, horns, vocals, and even as room mics. In every case, they sounded remarkably good: bright without being harsh or lacking depth and body. Consequently, I've been reaching for them instead of the M 221Bs when I want a little extra edge on my sound.

Buzz Kill

The only problem I experienced with the MA-100s was a buzz in the audio signal: on one of the mics it was very slight, but on the other it was quite pronounced. Mojave sent me a replacement pair right away, and I had a similar problem with them (one slight buzz and one major buzz), although the pair had tested fine in the company's facility.

It turns out that the power in my building, although set up with an isolated ground for "tech power," was interacting unsympathetically with the MA-100s' power supplies. The solution was simply to use ground lifts on the supplies' power cables to eliminate any ground loops. This has not been an issue with any of my other tube mics (including my pair of MA-200s).

Mojave assured me that it's looking into why this happens with these power supplies in certain electrical situations. Sticking ground lifts on the power cables

is a pretty easy fix, but it would be better to not have this issue at all.

Quality and Value

Power supply issues notwithstanding, I have fallen in love with the MA-100 over the past few months. It sounds great on a multitude of sources, and having two polar patterns to choose from expands its usefulness further.

I highly recommend auditioning this mic if you are in the market for a small-diaphragm condenser or two. At \$1,600 a pair, the MA-100 is not what I'd call entry level. But I consider that a fair price for what it has to offer.

Value (1 through 5): 4

Mojave Audio

www.mojaveaudio.com

FABFILTER

Timeless 1.0 (Mac/Win)

By Len Sasso

Software designers Floris Klinkert and Frederik Slijkerman are known for the great-sounding filters in their filter effects Volcano and Simplon and their virtual instruments One and Twin. Timeless (\$129) brings stereo, cross-feedback delay to the mix and incorporates the latest ergonomic advances in FabFilter's graphical user interface. The drag-and-drop modulation routing scheme from Twin is of particular note, because Timeless is all about modulation. The plug-in comes in RTAS, VST, and AU format for the Mac and RTAS and VST format for the PC.

One of the best things about Timeless is that it's easy to grasp. You start with a pair of delay lines, feed those into a pair of filters, and throw in some modulation, and you're done. That makes it a snap to dial in your favorite delay setups and combine them with FabFilter's filtering technology. If you've worked with any of FabFilter's other plug-ins, a few minutes looking over the Timeless




The Mojave Audio MA-100 is an excellent, all-purpose small-diaphragm tube microphone.

In one pack, seven legendary synthesizers that offer a huge range of sounds and creative possibilities! They complement each other to provide the highest quality synthesizer sounds to the most discerning musicians.



COLLECTION



The V Collection Includes software recreations of : Moog Modular, Prophet 5, Jupiter-8, Arp 2600, Minimoog, CS-80, Prophet VS



control panel tells you pretty much all you need to know.

Wait a Second

Timeless's two delays are arranged in parallel at the beginning of the signal path, after an input-level control. One delay processes the left stereo channel, while the other processes the right. Direct and Cross feedback knobs set the amount of each delay's output that is fed back to itself and to the other delay. You can invert either feedback signal. Each delay also has a control for panning its output between the right and left channels.

You can sync delay times to host tempo or leave them free-running. In a nice touch, when delay time is tempo synced, you select a note value—quarter note, for example—and then use the Delay Time knob to adjust that value continuously between one-half and twice the note length. You can, therefore, smoothly modulate the delay time even for tempo-synced delays.

The delays have two modes of operation: Tape and Stretch. In Tape mode, changing the delay time produces a momentary change in pitch (think Echoplex). In Stretch mode, there is no pitch change.

You can lock the delay times and the feedback settings together for the two delays so that the affected parameters have the same setting for each.

Alternatively, if you adjust any knob for one delay while holding the Alt key (Option on the Mac), the corresponding knob on the other delay will be adjusted relatively.

A Little Less

Timeless's two resonant multimode stereo filters hold no big surprises for anyone who has used FabFilter products. They have lowpass, bandpass, and highpass modes with 12, 24, and 48 dB slope. You get the same six filter characters as in Twin—FabFilter One, Gentle, Raw, Tube, Metal, and Easy Going—and they sound significantly different from one another. FabFilter One, Gentle, and Easy Going have a smooth, transparent sound, whereas Raw, Tube, and Metal are each edgy in their own distinctive way (see Web Clip 1).

In Timeless, the filters process the delay outputs, and three signal configurations are available: Serial (both delays feed the first filter followed by the second), Parallel (both delays feed both filters), and Per Channel (each delay feeds its own filter). The filters feed Timeless's output section, which consists of separate wet and dry amount and pan knobs. You can use the Dry Enable button to switch the dry signal off, and that setting is not saved with presets. That comes in handy for auditioning presets when Timeless is used as a send effect and you don't want any dry signal from the send bus.

And for Motion

Timeless has two tempo-syncable multiwaveform LFOs and an ADSR envelope generator for modulation, and any Timeless knob is a potential target. All built-in modulation is routed through Modulation Slots, of which there are 24, accessed in groups of 8.

You can use Slot drop-down menus to assign sources and targets, but it's much easier to grab the handle associated with any source and drag-and-drop it to the target knob. That sets up the next unused Slot with the modulation

routing, and you then use Slot controls for amount and polarity. In addition to the LFOs and ADSR, modulation handles are provided for MIDI Aftertouch, Velocity, Mod Wheel, Pitch Bend, and Note Number (keyboard tracking). Full-featured MIDI Learn is also supported for automation and control-surface mapping.

Timeless is a timely addition to the FabFilter product line, and it comes with a generous collection of presets ranging from classic to arcane effects (see Web Clip 2). Modulating the delay lines opens a host of processes not possible with filters alone. You can grab demos of all FabFilter products in a single download, and bundle prices are available for various combinations. The demos are definitely worth a trip to the FabFilter Web site. 

Value (1 through 5): 4

FabFilter
www.fabfilter.com

SAMSON

VR88

By Karen Stackpole

We've all been taught that applying phantom power to a ribbon mic is a big mistake. Recently, though, R&D has been putting new twists on old designs and combining technologies to throw some of our old notions for a loop. A good example of the innovations hitting the market is Samson's VR88 (\$749.95), an accessibly priced active velocity ribbon microphone. It has an active output stage and requires a dose of phantom power to operate. According to Samson Technologies, the VR88 is the result of more than five years of engineering research and product development, and it's a limited production model crafted by hand.

Out of the Box

I received a pair of VR88s, each neatly packaged in its own lightweight aluminum carrying case fitted with form-cut foam to accommodate the microphone, a yokemount, a shockmount, and a



Drag-and-drop modulation assignment makes modulation setup a snap in Timeless.



◆ **DESKTOP
AUDIO**

THE PROFESSIONAL'S SOURCE



real world solutions from industry professionals!

◆ www.bhproaudio.com



800-947-5509 | 420 Ninth Ave, New York 10001 | We Ship Worldwide



DIVIS DANCE MUSIC SUMMIT

NOW IN ITS 14TH YEAR
the Billboard Dance Music Summit
attracts an elite group of international and
domestic attendees to discuss the
latest trends impacting today's dance
music industry.
Be a part of the industry's most
important business to business event!



REGISTER EARLY

and get a complimentary VIP pass to
the official VME pre-party featuring

PAUL VAN DYK
on september 9th

at EMPIRE BALLROOM

GO TO VEGASMUSICEXPERIENCE.COM
for a chance to participate in the VME Emerging
Artists Contest and Win a Trip to VEGAS!!!

Sponsorships: 646.654.4613

For complete info, registration,
sponsorship opportunities exhibition space,
events & up to date info visit
VEGASMUSICEXPERIENCE.COM



PALMS | Billboard | vegas alliance | sonicbids | REMIX | Electronic Musician | Stuff MIX
VIP TRAVEL

VEGASMUSICEXPERIENCE.COM

World Radio History

right-angle XLR mic cable. That's a nice selection of accessories for such an affordable mic. Ribbon mics of yore could hold down a stack of paper in a hurricane, but at 1.1 pounds, this streamlined newcomer is relatively light. Even with its 2-micron-thick corrugated-aluminum-foil ribbon, the mic is quite hardy, boasting an SPL handling capability of up to 138 dB.

The mic's housing is about 7 inches long and 1.25 inches deep. The flattened design makes it easy to handle, and it won't roll off the table if you put it down for a moment. The XLR connection at

The VR88 has a bidirectional figure-8 pickup pattern, like most ribbon mics, and its stated frequency response is between 30 Hz and 16 kHz. The phantom-powered output stage was incorporated to give the mic a hotter output. Most ribbon mics have a very low output, making it difficult to get decent gain from preamps not optimized for use with ribbon mics. The output stage makes the mic suitable for use with any mic preamp. The VR88 is touted as good for vocals and acoustic instruments and tough enough to use on drums and elec-

don't want to break the bank.

Value (1 through 5): 4
Samson Technologies
www.samsontech.com

EIOSIS

ELS Vocoder 1.2 (Mac/Win)
By Len Sasso

ELS Vocoder (\$279) from Eiosis (formerly Elingund) is about as classic as it gets

as that of a frequency-shifter effect at the vocoder's output. That's handy when the modulator is a monophonic vocal or instrumental (see **Web Clip 1**). As with most vocoders, a voiced/unvoiced (V/UV) detector is provided to toggle the carrier between the synthesizer and a noise generator, and you can apply the pitch follower to the whole signal or only the voiced part. You can also quantize the pitch follower's output to semitones.

Most notably, the analysis filter bank, which you can configure with 20 or 22 bands, has a full-fledged mapping matrix. With that you can map any combination of analysis bands to control each processing band. Furthermore, each processing band

resonant lowpass or shelving filter. You can frequency and pulse-width modulate each oscillator with either of the two LFOs, the other oscillator, or noise. The oscillators are tunable in octaves, semitones, and cents; they can track the pitch follower; and they can be always on or gated by the V/UV detector. The lack of an envelope for the filter is a slight drawback of this otherwise capable synth.

The synth responds to incoming MIDI, and a 3-octave keyboard is provided for triggering the synth with the mouse. (Oddly, the keyboard range cannot be shifted.) In a nice touch, right-clicking or Shift-clicking on a note holds it on until clicked again. You can configure the keyboard as 16-voice polyphonic; monophonic; or 2-, 4-, or 8-voice detuned unison. Held notes are saved with vocoder presets, allowing you to save patches along with chords to play them.


Endgame

A frequency shifter (a single-sideband ring modulator) is available at the end of the vocoder's signal path, and you can feed it the full output or just the modulator, carrier, or vocoded signal. You can set output levels and pan positions independently for the dry signal, the lower sidebands, and the upper sidebands using the frequency shifter's back panel. It's unusual to find a frequency shifter on any synth, and being able to apply it to the incoming audio or the built-in synth is a welcome addition to this plug-in's bag of tricks.


ELS Vocoder comes with several hundred factory presets spread across 19 banks. That's plenty to get you started, and you can, of course, create your own presets and banks. Separate A and B memory slots allow you to compare presets quickly, which is handy when you're making incremental modifications. You can download a feature-limited demo from the Eiosis Web site, and it's worth your time to give it a spin. **EM**

Value (1 through 5): 4
Eiosis
www.eiosis.com


Welcome to the New **ELECTRIX**



REPEATER 2
All new version of the loop-based sampler.



VIRTUAL REPEATER PRO
Software loop-based sampler with VST support.




REFERENCE MONITORS
8 and 5 inch available.
Powered and passive.

GET THE SKINNY AT
www.electrixpro.com

ELECTRIX

A DIVISION OF
SBD MUSIC, INC.
800.981.4531



In ELS Vocoder, basic controls for all modules are accessible on a single control panel. The wedge at the bottom right of each module reveals a panel of expert controls.

has its own level meter and fader.

You can assign the MIDI Sustain pedal (CC 64) as well as either of the vocoder's two LFOs to freeze the analysis in its current state. You can apply freezing separately to the band levels, the V/UV status, and the pitch follower. Freezing by an LFO synced to host tempo adds an interesting rhythmic twist to vocoding.

Synthesize That

The built-in synth has two multiwaveform oscillators, and each has a static



◆ **DESKTOP
AUDIO**

THE PROFESSIONAL'S SOURCE



real world solutions from industry professionals!

◆ www.bhproaudio.com



800-947-5509 | 420 Ninth Ave. New York 10001 | We Ship Worldwide



right-angle XLR mic cable. That's a nice selection of accessories for such an affordable mic. Ribbon mics of yore could hold down a stack of paper in a hurricane, but at 1.1 pounds, this streamlined newcomer is relatively light. Even with its 2-micron-thick corrugated-aluminum-foil ribbon, the mic is quite hardy, boasting an SPL handling capability of up to 138 dB.

The mic's housing is about 7 inches long and 1.25 inches deep. The flattened design makes it easy to handle, and it won't roll off the table if you put it down for a moment. The XLR connection at the mic's base is threaded on the outside with a knurled collar that can be screwed off, so the mic can be placed in either the yoke-mount or the shockmount and secured by screwing the collar back on.

Both the specially designed yoke-mount and shockmount are made of die-cast aluminum with a custom mic holster made of molded plastic lining the inside with insulating foam rubber. The swivel stand adapter features a comfortable ergonomic knob to tighten the mounts to a stand, though the knob is made of plastic. Both mounts were easy to use and held the mic securely.



The Samson VR88 is a relatively affordable, handcrafted velocity ribbon mic that can handle most anything you throw at it.

The VR88 has a bidirectional figure-8 pickup pattern, like most ribbon mics, and its stated frequency response is between 30 Hz and 16 kHz. The phantom-powered output stage was incorporated to give the mic a hotter output. Most ribbon mics have a very low output, making it difficult to get decent gain from preamps not optimized for use with ribbon mics. The output stage makes the mic suitable for use with any mic preamp. The VR88 is touted as good for vocals and acoustic instruments and tough enough to use on drums and electric guitar, so I put the VR88 through its paces to see what it could deliver.

Testing—1, 2, 3

I used the VR88s as drum overheads and on cello, female vocals, baritone saxophone, percussion, and acoustic and electric guitar. In all applications, the mics performed admirably, and their sonic characteristics were pretty well matched. The active output gave them about 8 dB to 10 dB hotter output than some other ribbon mics I've used, which was a plus. It was nice not to have to crank up the gain and risk added noise.

Compared with the typically crisp and detailed response of a good condenser, the VR88s sounded a bit veiled and dark on drum overheads, but the sound was smooth and had decent definition—definitely usable. It captured plenty of resonance on steel-string acoustic guitar, but it was a bit dark for my taste and lacked sparkle.

Baritone sax sounded warm and smooth through the VR88. The mic's characteristics were also well suited for cello, sounding rich and full. A female vocalist with a smoky voice was well represented by the mic's velvety response. While not as present as a Royer R-121 on an electric guitar cabinet, it still held its own and captured great tone.

The VR88 exhibits the classic ribbon-mic response, sounding warm and smooth. Though it's a bit on the dark side when miking drums from above and on steel-string guitar, it's a real winner on cello, vocals, and saxophone. The new Samson VR88 is worthy of consideration if you want to expand your sonic palette with ribbon technology but you

don't want to break the bank.

Value (1 through 5): 4
Samson Technologies
www.samsontech.com

EIOSIS

ELS Vocoder 1.2 (Mac/Win) By Len Sasso

ELS Vocoder (\$279) from Eiosis (formerly Eliosound) is about as classic as it gets when it comes to software vocoder emulations. It starts with a bank of bandpass filters coupled with envelope followers that analyze incoming audio (called the modulator) for the level of each frequency band. It uses this analysis to set the band levels of another bank of bandpass filters, which are used to process a different source (called the carrier). The modulator is usually speech, but any rhythmic, harmonically rich sound works well. A built-in 2-oscillator synth is provided for the carrier. The built-in synth is basic, but with an upcoming sidechain feature (which should be available by the time you read this), you can use anything in your audio library or arsenal of soft synths for the carrier.

ELS Vocoder comes as an AU, VST, and RTAS plug-in for both the Mac and PC. I tested it in a variety of host sequencers on a dual 2 GHz Power Mac G5. It is a great-sounding and versatile plug-in, but it is CPU intensive. A single instance using the built-in synth as the carrier (the least CPU-intensive option) easily pushed the CPU meter past 40 percent in Ableton Live 6, Steinberg Cubase 4, and Apple Logic Pro 7.

Analyze This

The vocoder's analysis section offers a few pleasant surprises. An attack-release envelope follower lets you gate the modulator with separate opening and closing thresholds. That's especially useful when using drum and percussion tracks as the modulator.

An optional pitch follower will analyze the pitch of the modulator, and you can use its output to modulate the frequency of the synth's oscillators and LFOs as well



VEGAS MUSIC EXPERIENCE | ANNOUNCING THE LARGEST MUSIC CONFERENCE TO HIT THE WEST-COAST



VEGAS ALLIANCE MUSIC EXPERIENCE
presented by

Billboard DMS



OCTOBER 5 - 10, 2007 | THE PALMS CASINO RESORT

GET READY as the entertainment capital of the world becomes home to one of the most exciting music events to hit the West Coast. Thousands of music lovers, industry elite, world class artists, DJ's, promoters, club owners, record labels, agents, magazines internet gurus & more from all over the world will come together for a week of non-stop 24/7 entertainment & networking opportunities.

- Live Act Performances
- World Class DJ Showcases & Performances
- Evening Artist Showcases
 - Concerts
 - Seminars


- Q & A Sessions with Artists & Key Industry Influencers
- Panels
- Afterhours
- Pool Parties
- ... & MUCH MORE

TAKING PLACE AT MULTIPLE VENUES THROUGHOUT THE ENTIRE VEGAS STRIP!



Billboard
DMS
DANCE MUSIC
SUMMIT

NOW IN ITS 14TH YEAR
the Billboard Dance Music Summit attracts an elite group of international and domestic attendees to discuss the latest trends impacting today's dance music industry.
Be a part of the industry's most important business to business event!



REGISTER EARLY

and get a complimentary VIP pass to the official VME pre-party featuring

PAUL VAN DYK
on september 9th

at EMPIRE BALLROOM

GO TO VEGASMUSICEXPERIENCE.COM
for a chance to participate in the VME Emerging Artists Contest and Win a Trip to VEGAS!!!

Register Today!

Registration: 646.654.4643
Sponsorships: 646.654.4613

For complete info, registration, sponsorship opportunities exhibition space, events & up to date info visit:

VEGASMUSICEXPERIENCE.COM



VEGASMUSICEXPERIENCE.COM

World Radio History

QUICK PICKS

as that of a frequency-shifter effect at the vocoder's output. That's handy when the modulator is a monophonic vocal or instrumental (see **Web Clip 1**). As with most vocoders, a voiced/unvoiced (V/UV) detector is provided to toggle the carrier between the synthesizer and a noise generator, and you can apply the pitch follower to the whole signal or only the voiced part. You can also quantize the pitch follower's output to semitones.

Most notably, the analysis filter bank, which you can configure with 20 or 22 bands, has a full-fledged mapping matrix. With that you can map any combination of analysis bands to control each processing band. Furthermore, each processing band

resonant lowpass or shelving filter. You can frequency and pulse-width modulate each oscillator with either of the two LFOs, the other oscillator, or noise. The oscillators are tunable in octaves, semitones, and cents; they can track the pitch follower; and they can be always on or gated by the V/UV detector. The lack of an envelope for the filter is a slight drawback of this otherwise capable synth.

The synth responds to incoming MIDI, and a 3-octave keyboard is provided for triggering the synth with the mouse. (Oddly, the keyboard range cannot be shifted.) In a nice touch, right-clicking or Shift-clicking on a note holds it on until clicked again. You can configure the keyboard as 16-voice polyphonic; monophonic; or 2-, 4-, or 8-voice detuned unison. Held notes are saved with vocoder presets, allowing you to save patches along with chords to play them.

Endgame


A frequency shifter (a single-sideband ring modulator) is available at the end of the vocoder's signal path, and you can feed it the full output or just the modulator, carrier, or vocoded signal. You can set output levels and pan positions independently for the dry signal, the lower sidebands, and the upper sidebands using the frequency shifter's back panel. It's unusual to find a frequency shifter on any synth, and being able to apply it to the incoming audio or the built-in synth is a welcome addition to this plug-in's bag of tricks.

ELS Vocoder comes with several hundred factory presets spread across 19 banks. That's plenty to get you started, and you can, of course, create your own presets and banks. Separate A and B memory slots allow you to compare presets quickly, which is handy when you're making incremental modifications. You can download a feature-limited demo from the Eiosis Web site, and it's worth your time to give it a spin. **EM**



Value (1 through 5): 4

Eiosis
www.eiosis.com



In ELS Vocoder, basic controls for all modules are accessible on a single control panel. The wedge at the bottom right of each module reveals a panel of expert controls.

has its own level meter and fader.

You can assign the MIDI Sustain pedal (CC 64) as well as either of the vocoder's two LFOs to freeze the analysis in its current state. You can apply freezing separately to the band levels, the V/UV status, and the pitch follower. Freezing by an LFO synced to host tempo adds an interesting rhythmic twist to vocoding.

Synthesize That

The built-in synth has two multiwaveform oscillators, and each has a static

Welcome to the New

ELECTRIX



REPEATER 2
A new version of the loop-based sampler.



VIRTUAL REPEATER PRO
Software loop-based sampler with VST support.



REFERENCE MONITORS
8 and 5 inch available.
Powered and passive.

GET THE SKINNY AT
www.electrixpro.com

ELECTRIX

A DIVISION OF
SBD MUSIC, INC.

800.981.4531



SOFT SYNTHS vs. HARD SYNTHS

THE DEBATE ENDS HERE.

Plug-ins give you endless virtual instruments and effects, but they punish your CPU, and playing live with a computer is risky.

Hardware synths and modules give you fast-access presets for playing live, but you're stuck with one set of sounds.

Why choose? Receptor is a reliable hardware unit that lets you store, mix and play plug-ins with or without a connected computer.

Instant access for live sound

Plug in a MIDI or USB keyboard, or plug a guitar into the instrument input, connect Receptor to a mixer or amplifier and you're good to go. Use Receptor's 16-channel mixer to sculpt your plug-ins into patches you can recall instantly using the front panel controls.

More processing power for your studio

Connect to your computer's DAW via MIDI, analog, S/PDIF, and/or ADAT, and your plug-ins are available on 10 outputs and 4 inputs. Or use UniWire™ to get 16 channels of I/O using

a single Ethernet connection, which lets you open plug-ins right inside your DAW. Either way, your computer breathes easy while Receptor does the heavy lifting.

Plays pro plug-ins like Ivory, Atmosphere, EWQLSO Platinum, and Komplete 4*

Every Receptor comes with \$400 worth of plug-ins free, and you can also order your Receptor loaded with Native Instruments Komplete 4. Receptor runs plug-ins from Applied Acoustics, Spectrasonics, Synthogy, East West, Toontrack, IK Multimedia, FXpansion, Big Fish Audio, and Garritan* to name a few.

Hardware or software control—your choice

Control Receptor's mixer from the front panel buttons or via the graphic mixer on your computer. You can even plug a VGA monitor, keyboard and mouse directly into Receptor.



Find out more at www.PlayReceptor.com or visit an authorized dealer today.

MUSE RESEARCH RECEPTOR

The Hardware Solution for Soft Synths www.museresearch.com

*All trademarks are the property of their respective companies.

World Radio History

EM Marketplace



CD & DVD Duplication - Lowest Prices - Fast Service
100 Full Color RETAIL READY CDs just \$240.00

In 2 Business Days!



Free Bar Code with purchase! (Must mention EM ad)

1-800-927-3472

Call or visit our web site for information on this and other packages - Free sample packet available!
www.elsproductions.com

PLAY-IT PRODUCTIONS

259 W. 30th Street, NY, NY 10001
 TOLL FREE: 1-800-815-3444 or 212-695-6530
 WWW.PLAY-ITPRODUCTIONS.NET

We see the forest and the trees.

CDs/DVDs MASTERING/EDITING GRAPHIC DESIGN MULTIMEDIA

JOSEPHSON ENGINEERING C42MP

"They have an excellent transient response, dimensionality and high-end clarity, making them great for stereo recording.



...
 The C42s sound like they cost twice as much, and they will get plenty of use in my studio."



- Gino Robair

(Electronic Musician, Editor)

josephson.com

OMNIRAX SUPPORTING CREATIVITY WITH INNOVATION AND STYLE!

Synergy S6C24XL

Force 24 MF

Force 12 MP

Force 36 MF

P. O. Box 1792 Sausalito, CA 94966
 800.332.3393 415.332.3392 FAX 415.332.2607
www.omnirax.com info@omnirax.com
The Industry Leader in Studio Furniture

Get your music into digital retails for **free** such as Apple's iTunes, MusicMatch, AOL MusicNet, Napster, Buy Music, EMusic, Listen.com, Audio Lunchbox, and many more.

1,000 Retail Ready CDs

\$950

10th Year Anniversary

We at Media Services look forward to providing you with outstanding service and quality. You can trust us to take your CD/DVD product to the next level. Call us today on pricing for all standard and custom packages. We also offer great deals on promotional products such as posters, t-shirts and postcards.

©Direct Rumar Mill courtesy of United Digital Records. www.cricketrumar.com

Call today **888.891.9091** or visit www.mediaonline.com

the leaders in cd & dvd manufacturing



CASCADE MICROPHONES

The Fraboni Ribbon

Available in Single and Dual Element Versions

FITTED WITH
LUNDAHL TRANSDUCER
LL2913

MODEL: 731R-F

cascademicrophones.com
360.867.1799



OddsOn
cd & dvd manufacturing

CDs in Jewel Box \$849
Includes 1000 CDs in Jewel Box with Full Color 4 Panel Booklet and Tray Card. Full Color Offset CD Printing and Cello Wrap.

CDs in Printed Sleeve \$699
1000 CDs in Full Color Printed Sleeves with Shrink Wrap.

CDs in Digi-Pak \$1,199
Includes 1000 CDs in Full Color 4 Panel Digi-Pak with Clear Tray and Shrink Wrap.

DVD-5 SPECIAL \$1,249
1000 Full Color DVDs in Amray Box with Full Color Entrapment and Cello wrap. DVD9 add \$300.

Radio Ready CD Mastering \$599
Level & Fade Correction, Equalization, Compression, Noise Removal, Track IDs & Re-sequencing with Digital Peak Limiting for the Hottest Playback Level up to 6 Hours of Time.

All CD/DVD Specials include Glass Mastering, Film Outpacing and Offset Printing. No Extra or Hidden Charges.

14 Sunset Way
Henderson, NV 89015
702-318-4001
TOLL-FREE 877-633-7667
OddsOnRecording.com

Order Today!

Graphic Design SPECIAL \$299
4 Hour Turnaround
Typesetting
Scheduling
Dark Layout
Ready to Print
Ply proof
Deluxe Design Starting at Only \$80!

OddsOn
cd & dvd manufacturing



BLINDFOLDED

it's a \$3500 mic

But open your eyes
to **\$749.00** MSRP

The TS-2 Large Diaphragm Tube microphone



The New Price of Great Sound

Chameleon Labs

Listen for yourself at www.chameleonlabs.com • 206.264.7602

Don't miss out on eDeals!

Shop Now and Buy Anytime.

eDeals sends the best buys to your inbox so they're only a click away! This bi-weekly e-newsletter brings you product updates and blowout deals on manufacturer overstock equipment, demo gear, discontinued products and more.

In addition, **eDeals** includes services and employment section of interest to musicians and audio pros everywhere.

Subscribe today at:
<http://www.emusician.com/edeals>



1,000 CDs } **\$1,190**
in Jewel Cases just



This package includes 1,000 replicated CDs in jewel cases with one-page inserts, three-color on-disc printing, and poly wrap for \$1,190. Ready in just 10 business days.



Call today for your **FREE DVD** copy of our "Achieving Success with Your Music" seminar. Get inside information and tips from two of the industry's top pros on marketing, A&R, record labels, and more.

1-866-294-9013 • www.discmakers.com/em

DISC MAKERS™

CDS • DVDS • SHAPED DISCS • SPECIALTY PACKAGING • CASSETTES

NEED CDs? *THE CHOICE IS*
CRYSTALCLEAR®
DISC AND TAPE

CHECK OUT OUR CURRENT SPECIALS!

1000 CDs • **\$999** (COMPLETE RETAIL READY)

1000 PROMO CD PACK • **\$599**

1000 DVDS • **\$1499** (COMPLETE RETAIL READY)

TRUSTED EXPERIENCE FOR OVER 35 YEARS!

WWW.CRYSTALCLEARCD.COM • 1-800-880-0073

Lonely RECORDS

Get a **FREE Catalog**
1.800.409.8513
www.lonelyrecords.com

National Price Guarantee

GRAPHIC DESIGN, MASTERING, POSTERS,
DVD, CARDBOARD, BARCODES AND MORE.

500 PRESSED
Retail Ready CDs

\$799



Floridamusicco.com

1-800-378-7599

Florida's premier high-tech music store

Torq

cue, beat-match and mix digital audio files

compatible with central vinyl/CDs
works instantly and seamlessly. SyncroScience D hardware
summits (mixing, beat party VST effects
functions as a 2-Wire slave
performance/face
integrated time stretching/compression
snapshot function for instant recall of mixer and effects settings



Connectiv I/O

4 x 4 USB 1.1 audio interface with 16-bit/48kHz fidelity
2 mix knobs for blending audio inputs and USB output
4 RCA outputs with high +10dBV peak output level
use as a self-contained digital system, multi-effects processor or slave from control CDs/vinyl

MIX BOOKS

The one-stop online shop featuring the latest books, directories, and cool stuff. Instant access to top titles in the biz such as *MIM Pro*, *Mix's Master Directory*, *EM's Personal Studio Buyer's Guide*, back issues, Thomson Guide publications and much more.



Online at mixbooks.com

EM Classifieds

ELECTRONIC MUSICIAN CLASSIFIED ADS are the easiest and most economical means of reaching a buyer for your product or service. The classified pages of EM supply our readers with a valuable shopping marketplace. We suggest you buy wisely; mail-order consumers have rights, and sellers must comply with the Federal Trade Commission as well as various state laws. EM shall not be liable for the contents of advertisements. For complete information on prices and deadlines, call (800) 544-5530.

ACOUSTIC PRODUCTS

WhisperRoom INC
SOUND ISOLATION ENCLOSURES

Celebrating over 17 years of reducing sound to a Whisper!

Recording, Broadcasting, Practicing



MDL 1021265
(8.5'X10.5')

19 Sizes and 2 Levels of Isolation Available

New! SoundWave Deflection System
(Change parallel walls to non-parallel)
Immediate Shipping!

www.whisperroom.com
PH: 423-585-5827 FX: 423-585-5831

RPG AcousticTools
PROVEN, AFFORDABLE ROOM SOLUTIONS
FROM THE MUSIC INDUSTRY'S LEADING
ACOUSTICAL INNOVATOR.



RIPG
RPG DIFFUSOR SYSTEMS, INC.

WWW.RPGINC.COM/PROAUDIO

AcousticsFirst
Toll Free: 888-765-2900


Full product line for sound control and noise elimination.
Web: <http://www.acousticsfirst.com>

www.gkacoustics.com

Be Professional, Buy the Best!
Soundproofing Products
Sound Isolation Booths
Custom Projects & Free Advice
TOLL FREE 1-888-833-1554 (OR) 541-947-2602

VocalBooth.com
Complete Your Dream

New 14 Carat Diamond Series



Modular Sound Reduction Systems
Broadcast, Voice Over, Drums,
Rehearsal, Audio Post Production,
Studio Control and More!

541-330-6045
www.vocalbooth.com
Information@vocalbooth.com

REALTRAPS[®]
High-Performance
Acoustic Treatment



"After adding seven MondoTraps the bass response in my mastering room smoothed out measurably and audibly, and not a bass note is out of place. Plus, the sweet spot has grown!"
—Bob Katz, Digital Domain

Learn why REALTRAPS has fast become the most sought-after brand for treating pro recording studios and listening rooms. Please visit our web site for a wealth of product information, demo videos, and some of the clearest explanations of room acoustics you'll find anywhere.

Toll-Free: 866-732-5872
www.REALTRAPS.com

SILENT Source

58 Nonotuck St., Northampton, MA 01062
Info: (413) 584-7944 Fax: (413) 584-2377
ORDER: 800-583-7174

Acoustical Fabric Panels

Sound Barrier • Isolation Hangers
Tube Traps • Silence Wallcovering •
WhisperWedge • ProFoam • Gaskets
• Hushfoam • R.P.G. Diffusers •
Sones • Sound Quilt • More

www.silentsource.com
info@silentsource.com

QUALITY • PRICED RIGHT • INTEGRITY

ANALOG SYNTHS

Synthesizers.....
made of TUBES??
(...WHY NOT?)
METASONIX
WWW.METASONIX.COM
PMB 109, 881 11th St
Lakeport CA 95453 USA




CABLES

Upscale Music

Instrument and
Microphone
Cables
Made to Order

Canare® Neutrik® Mogam
860-667-7747
www.upscalemusic.com
Complete Satisfaction
Guaranteed

Harmonically
Transparent



DESIGN & INSTALLATION


AUDIO DESIGN SOLUTIONS INC. **301-607-6607**

"We specialize in audio, video, acoustic design and installation."

- Studios
- Live Venues
- Churches
- Government
- Theatres
- Museums

www.audiodesignsolutions.com

COMING SOON!
THE PERSONAL STUDIO BUYERS GUIDE 2008



MAKE SURE TO RESERVE YOUR COPY OF ELECTRONIC MUSICIAN'S DEFINITIVE PRODUCT GUIDE TO PERSONAL STUDIO GEAR.

To order your copy of the PSBG 2008, or any of our other publications, please visit www.mixbooks.com or find it on newsstands wherever Electronic Musician is sold.

emusician! EXTRA!
Electronic Musician's weekly e-newsletter delivers the latest news direct to your inbox! Subscribe today at www.emusician.com

EMPLOYMENT

Sweetwater: The thrill of a "start-up," the security of established success!

Take your expertise in music technology, strong people skills, and desire to succeed, and apply them toward a rewarding career at Sweetwater!

"Start-up" Company Excitement!

- Brand-new 44-acre campus with private health club, coffee shops, restaurant-style dining, and additional amenities!
- Planned company events: family picnics, amusement park trips, holiday parties, and a whole lot more!
- Work side-by-side with other musicians and engineers in an amazingly creative environment!



"Established" Company Benefits!

- Amazing earning potential!
- 401(k) Plan & Profit-sharing Program
- Employee Accommodation Plan (purchase gear at cost!)
- Relocation assistance
- Group health & dental insurance
- Flexible Spending Account



Sweetwater
Music Instruments & Pro Audio



See More Info Online!
Step Inside the doors and get an in-depth look at Sweetwater.

Visit: www.sweetwater.com/careers
Call: **1-800-222-4700** Jeff McDonald x1052

FURNITURE

OMNIRAX
STUDIO FURNITURE



CODA D8 with Sidecases

OMNIRAX 800.532.5388 415.832.3892
FAX 415.532.2607

www.omnirax.com

Studio Furniture
800.315.0878 **FREE CATALOG**



ARGOSY
argosyconsole.com

THE ORIGINAL

RACKMOUNT YOUR G5 - WWW.ISO-BOX.COM



ORDER TOLL-FREE: 888.580.9188

Sound Construction & Supply Inc.

EQUIPMENT FOR SALE

STEDMAN

Keep your headphones convenient and safe. Clamps to music stand or mic stand.




888-629-5960
www.stedmancorp.com

Lifetime Warranty
Made in USA

JOSEPHSON ENGINEERING

C700A

Two-capsule condenser microphone
Variable pattern
For vocals, spot and far-field pickup



Subscribe to

millimeter

The Professional's Resource for Production and Post

www.digitalcontentproducer.com

INSTRUCTION & SCHOOL

BE A RECORDING ENGINEER

TRAIN AT HOME
Easy Home-Study practical training in Multi-track Recording. Join our successful working graduates or build your own studio. Career guidance / Distance / Reg'lated School.
FREE INFORMATION:
Audio Institute of America
814 4th Ave. Suite F, San Francisco, CA 94121
Or visit us at: www.audioinstitute.com

Fat Pro
TECHNOLOGIES

The Future of Audio Technology is here!



FPM-1, FPM-2 & FPM-4

The PM series power supplies power any condenser or electret type microphone requiring phantom power of 12 vdc to 48 vdc. Each channel is regulated to guarantee the lowest possible noise and crosstalk delivering up to 10 ma per channel. These are the only supplies that will produce 48 volts with any microphone!

Toll Free: 877-454-4404 • www.FatPro.com

REMIX

Sign up for the
REMIX HOTEL Newsletter

www.remixhotel.com

MASTERING & PRODUCTION

Crazy Daisy Productions
Complete, full-service CD Mastering
 Professional, high quality CD mastering for less than \$250
 Send a CD or email an mp3 to get a FREE mastered sample clip
 Short run duplication packages available
crazymastering.com
 Phone: 541.517.1458
 Fax: 425.790.0630
 Email: info@crazymastering.com

Stephen Marsh
MASTERING
 Los Lobos • Beyoncé • Wolfmother
310.569.1688
 www.stephenmarshmastering.com

MASTERING
Guaranteed to give you that "Big Label" sound.
\$475 Complete Album Analog & Digital Mastering!
 New York's Premiere Mastering Studio
 Check Out Our Website...
 www.musichousemastering.com
1-800-692-1210
 Located in NY, Serving the US Since 1989

BARE BONES PRICES!
 Odds-On Blow-Out Discounts!
 Includes on-disc printing, all-color printed booklet, bar code and cello wrapping.
1000 CDs - \$1099
Odds ON
 cd & dvd manufacturing
 www.OddsOnRecording.com
877-ODDS ON 1
 6 3 3 7 6 6 1

Whitewater Studios
MASTERING • CDS • DVDS
 Professional Analog & Digital Mastering!
 "We'll give your project the individual attention it deserves"
Complete Mastering \$375
 1000 CDs complete \$1199
 design, color book/tray card, cd screen, wrap
1000 DVDS \$1499
 design, full color inner, DVD case, wrap
 FREE BAR CODE
 100 CDs with color covers \$299 • DVD packages
 Serving the recording industry since 1987
 828-684-8284 184 Sleepy Gap Rd
 Arden, NC 28704
 www.whitewaterrecording.com

MIX
 For the latest news and technology check out Mix at
www.mixonline.com
 Professional Audio and Music Production

SOFTWARE

The Patch King
Sounds For Synths & Samplers
 Used Music Gear - 3 Month Warranty
718-732-0553
www.kidnepro.com

BEGINNERS WELCOME!!
 Name-brand Software and Hardware to set up your computer for music recording, printing and education. Free articles and online catalog!
www.musicmall.com/cmp

RECORDS, TAPES, CDS

www.yourmusiconcd.com
100 BULK CDRS \$59 Includes cdr, and duplication
100 BASIC CDRS \$89 Includes cdr, on cd print, and jewelcase
100 FULL COLOR CDR PACKAGE \$169 Includes cdr, on cd print, color cover(41) & tray card(40) assembly, jewel case, and shrinkwrap from your artist!
1000 FULL COLOR PACKAGE \$899
100 BULK DVDRS - \$99
100 BASIC DVDRS - \$110
1000 FULL PACKAGE DVDRS - \$1199
 POSTERS - \$0.65
 BUSINESS CARDS - \$7
 FLYERS - \$29
SNS DIGITAL ATLANTA 678-442-0933
INC TOLL FREE 1-877-442-0933

SoUnDEnGIne.com
 Loops & Mapped Instruments
 Sound Effects
 AKAI, Kurzweil, Ensoniq
 Giga & WAV Formats
 Vintage Synth Patches
 *USA 714.407.7771 www.soundengine.com
 Skype/ADN/Yahoo! soundengineinfo

www.digitalcontentproducer.com

NEED CDS? THE CHOICE IS CRYSTAL CLEAR
 CHECK OUT OUR CURRENT SPECIALS!
1000 CDs • \$999 (COMPLETE RETAIL READY) **1000 DVDS • \$1499** (COMPLETE RETAIL READY)
1000 PROMO CD PACK • \$599 **500 DVDz • \$999** (COMPLETE RETAIL READY)
WWW.CRYSTALCLEARCDS.COM • 1-800-880-0073

BAND-IN-A-BOX IMPROVEMENT PRODUCTS***
 You can put a Better-Band-In-Your-Box.
 Norton Music (since 1990)
www.nortonmusic.com

ELS **CD & DVD Duplication - Lowest Prices - Fast Service**
 Free Bar Code with purchase! (Must mention ERM-ed)
1-800-927-3472
100 Full Color RETAIL READY CDS just \$240.00
 Call or visit our web site for information on this and other packages - Free sample packet available!
www.elsproductions.com

For the best price in CD Replication... there is only one number you'll need!
1.888.891.9091
WWW.MEDIAOMAHA.COM

Lonely RECORDS
 Get a FREE Catalog
 1.800.409.8513
 www.lonelyrecords.com
 Retail Ready CD Packages **99¢**

JOBzone RECRUIT > RETAIN > EXPLORE
 It's so much more than a job bank.
 Entertainment Technology's JOBzone brings you the most user-friendly, network-wide online job bank that is exclusively dedicated to serving professionals in the Audio, Video, Broadcast, System Integration, Lighting, and Performance industries.
 Start your search today. Hit the JOBzone link at any of our magazine websites:
 emusician.com | remixmag.com | mixonline.com
 svconline.com | livedesign.com | digitalcontentproducer.com

The Sleek and Powerful MOTU Studio

Run Digital Performer, MachFive 2 and your entire MOTU desktop studio on a new power-packed affordable Intel iMac, side by side with the very best names in audio recording software and hardware.

The all-new, all-in-wonderful iMac

The all-new, all-in-one Apple iMac packs a complete, high-performance computer into a beautifully thin design. Available in 20- and 24-inch widescreen models, iMac is striking to behold, with its anodized aluminum frame and glass cover. The glossy widescreen display makes Digital Performer, MachFive 2 and your other music production software tools come alive with rich color. Now iMac offers greater performance than ever thanks to faster dual-core Intel processors and a speedier frontside bus. iMac features the Intel Core 2 Duo processor at speeds up to 2.4GHz. And for maximum power, you can upgrade the 24-inch iMac to an Intel Core 2 Extreme processor at 2.8GHz. With their 64-bit processor architecture, the Intel Core 2 processors can

manipulate data and execute instructions in large chunks to deliver advanced computational power to iMac. That adds up to exceptional speed and agility, improved performance you'll notice when working with large multi-track Digital Performer sessions running all of your favorite plug-ins and virtual instruments. Augmenting the advanced Core 2 processors is an equally advanced system architecture, which includes an 800MHz system bus and 4MB of shared L2 cache. With such substantial L2 cache, data instructions can be kept close to the two processor cores, greatly increasing performance and allowing the entire system to work more efficiently. Your MOTU desktop studio is now more stylish, powerful and affordable than ever.



32GB of instruments and loops

MOTU MachFive 2 is a universal sampler that includes a whopping 32GB of instrument sounds and loops to get you laying down tracks in no time. Got libraries of your own? MachFive 2 reads all major sampler library and audio file formats directly, with no time-consuming importing or conversions — even advanced Giga libraries with multi-layer “dimension” presets. MachFive 2 delivers tons of advanced features, including unlimited parts, pop-out full-screen editors, Loop Lab beat-slice editing, integrated synthesis and much more.

Waves native processing

Waves has long been synonymous with quality plug-ins, and the Waves Platinum Bundle contains a huge range of top-quality Waves processing for your DP5 studio. The Platinum Bundle now includes Waves Tune LT, L3 Ultramaximizer, and IR-L Convolution Reverb as well as all the plug-ins found in the Waves Gold and Masters bundles. Platinum brings extraordinary signal processing power to DP5, for tracking, mixing, mastering, and sound design. From dynamics processing, equalization, and reverb to pitch correction, spatial imaging, and beyond, Waves Platinum Bundle is a must-have for every MOTU studio.



The MOTU experts at Sweetwater can build the perfect MOTU studio for you. We'll help you select the right components, and we can even install, configure and test the entire system for you. Why shop anywhere else?

Legendary grooves & drumkits

Submersible Music Drumcore delivers access to twelve world-class drummers, such as Terry Bozzio, Matt Sorum, Sly Dunbar and Zoro. The perfect tool for songwriters and composers who need drums quickly in a multitude of styles. Features include an Audio and MIDI librarian (quickly find that perfect groove), "GrooveSets" (for easier songwriting), MIDI instrument (loaded with each drummer's MIDI drumkits) and the "Gabrielizer" (groove generator). Simply drag-and-drop from Drumcore to your Digital Performer 5 tracks or Clippings window.



Multi-pattern condenser mic

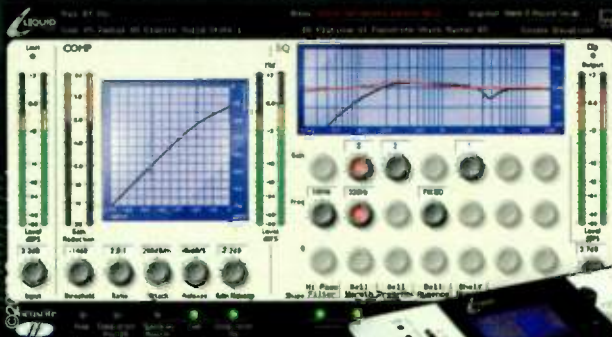
The flagship of the KSM line — and the new must-have mic for any multitrack MOTU studio, the **Shure KSM 44** multi-pattern condenser microphone has an extended frequency response specially tailored for critical studio vocal tracking. Its ultra-thin, externally biased, large dual diaphragms provide precise articulation; extremely low self-noise (7 dBA) ensures that the KSM44 captures only the sound of the performance. Inside the three polar patterns — Cardioid, Omnidirectional and Bidirectional — offer greater flexibility and uniformity in a wide variety of critical recording applications. Class A, transformerless preamplifier circuitry

provides extremely fast transient response and no crossover distortion for improved linearity across the full frequency range.



Komplete control

For DP5 users who want it all: Reaktor5, Kontakt2, Guitar Rig 2 software, Absynth4, Battery3, FM6, B4II, Akoustic Piano, Elektrik Piano, Vokator, Spektral Delay and Pre-53 in a unified interface with hands-on control — **Native Instruments KOMplete 4** and **KORE** put an infinite universe of sound at your finger tips. Every preset included in NI KOMplete 4, more than 8,500 in total, has been preconfigured and categorized in KORE with searchable musical attributes and hands-on controller assignments. This seamless integration of software and hardware turns Native Instrument's award winning synthesizers and samplers into tactile instruments. If you purchase today, you'll receive the KORE 2 software update FREE when it ships later this year!



Vintage EQ/Compression

The **Focusrite Liquid Mix** is another Focusrite first and a true one-of-a-kind. Based on the award-winning Liquid Technology, the Liquid Mix provides 32 channels of simultaneous DSP powered vintage and modern EQ and Compression plug-ins into your DP5 mix without affecting your host computer's CPU. 40 classic compressors and 20 timeless EQs are included. Each EQ and Compressor emulation is painstakingly created through a process called Dynamic Convolution which is a huge step beyond modeling. Through Dynamic Convolution, every frequency at every possible combination of settings is perfectly sampled. That means that you get the true sound and feel of a vintage or modern classic. Tens of thousands of dollars of gear is now right at your fingertips! Think how great your Digital Performer tracks will sound with the Liquid Mix.



Authorized Reseller

www.sweetwater.com

(800) 222-4700

Sweetwater

Music Instruments & Pro Audio

The Sleek and Powerful MOTU Studio



Keystation Pro 88 features

- 88-key hammer-action, velocity-sensitive keyboard
- Powered via USB bus (cable included) or optional 9V power supply
- 24 MIDI-assignable rotary controllers
- 22 MIDI-assignable buttons
- 9 MIDI-assignable Alps faders
- MIDI-assignable pitch bend and modulation wheels

88 Weighted Hammer-Action Keys

Digital Performer 5 gives you unprecedented control over your MIDI and audio tracks. And what better way to take advantage of this hands-on control than the **M-Audio Keystation Pro 88**. Regardless of whether you're a seasoned pro or just ready to take your music to the next level, these hammer action keys are so expressive

that you just won't want to stop playing! The Pro 88 could easily become your sole keyboard in the studio or onstage. Yet the Keystation Pro 88 weighs only 47 lbs. — half of most weighted-action keyboards! And the Pro 88's extensive features make it the most comprehensive and competitive product of its kind!



Control room monitoring

The **PreSonus Central Station** is the missing link between your MOTU recording interface, studio monitors, input sources and the artist. Featuring 5 sets of stereo inputs (3 analog and 2 digital with 192kHz D/A conversion), the Central Station allows you to switch between 3 different sets of studio monitor outputs while maintaining a purely passive signal path. The main audio path uses no amplifier stages including op amps, active IC's or chips. This eliminates coloration, noise and distortion, enabling you to hear your mixes more clearly and minimize ear fatigue. In addition, the Central

Station features a complete studio communication solution with built-in condenser talkback microphone, MUTE, DIM, two separate headphone outputs plus a cue output to enhance the creative process. A fast-acting 30 segment LED is also supplied for flawless visual metering of levels both in dBu and dBfs mode. Communicate with the artist via talkback. Send a headphone mix to the artist while listening to the main mix in the control room and more. The Central Station brings all of your inputs and outputs together to work in harmony to enhance the creative music production process.



Mastering at its finest

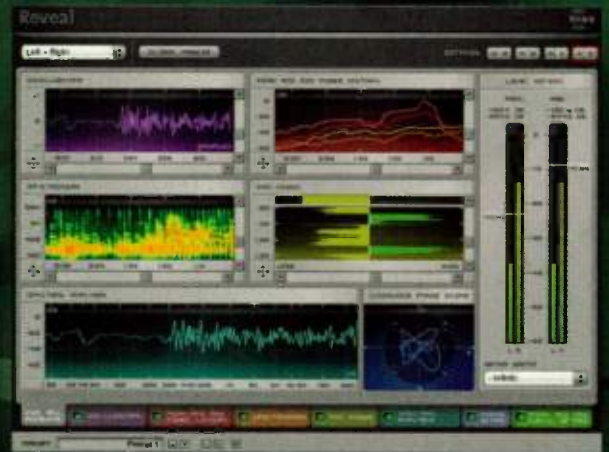
BIAS Master Perfection Suite – Six stunning new audio plug-ins at a breakthrough price.

Repli-Q provides unparalleled spectral matching for improving an improperly equalized track, mastering for different delivery formats, or applying the EQ of one mix or track to another.

Squeeze-3 and **Squeeze-5**, two powerful multi-band compressor/limiter/expander plug-ins, feature advanced new linear phase equalization filters.

PitchCraft offers super natural pitch correction/transposition and manipulation with minimal artifacts. **Reveal** integrates seven analysis tools in a single plug-in — Oscilloscope, Peak & RMS Power History, Spectrogram, Pan Power, Spectral Analysis, Lissajous Phase Scope and Peak & RMS Level Meters.

SuperFreq offers ultimate 4, 6, 8 and 10-band parametric EQ. **GateEx** provides high-quality gating and downward expansion. Available separately, or with **Peak Pro XT**, the Master Perfection Suite is an indispensable addition to your Digital Performer desktop studio.



Professional pad controller

The **Akai Professional MPD24** is the velocity sensitive pad controller for musicians and DJs working with sampled sounds. The MPD24 features 16 MPC-style velocity and pressure sensitive pads plus transport controls for interfacing with Digital Performer and your virtual instruments. You get Akai's exclusive feel: either MPC 16 Levels or Full Level features for ultimate pad control. Now add four selectable pad banks totaling 64 pads, six assignable faders and eight assignable and 360 degree knobs for transmitting MIDI Control Change data. Included editor/librarian software gives you complete, intuitive programming and control for DP5 all of your other software titles. The **IMP24** provides unprecedented creative freedom for manipulating sampled material.

The MOTU experts at Sweetwater can build your customized MOTU studio for you. We'll help you select the right components, and we can even install, configure and test the entire system for you. Why shop anywhere else?



New Mackie monitoring

The high-resolution Mackie HR824mk2 active studio reference monitor sounds as smooth as it looks. The new Zero Edge Baffle™ minimizes diffraction for a crystal clear image of your Digital Performer mix, and controls sound waves for wide, even dispersion. The rear-firing, mass-loaded passive radiator ensures tight, detailed bass extension, down to 35Hz. And thanks to remarkably linear frequency response, you always get accurate mix translation. Acoustic Space, LF roll-off and HF controls let you tailor the sound to suit your MOTU studio space—and your taste. With all this and more, the HR824mk2 turns your Digital Performer desktop studio's sweet spot into a full-on sweet zone.

New hands-on control for DP5

The new Mackie Control Universal Pro control surface gives you ultimate hands-on control of your Digital Performer desktop studio. Nine motorized, touch-sensitive Penny + Giles faders, eight V-Pots and more than 50 master buttons let you tweak parameters to your heart's content. Unlike generic MIDI controllers, the MCU Pro employs a sophisticated communication protocol that delivers ultra-precise control, makes setup easy - no mapping required - and enables you to see your mix in action with real-time visual feedback via the huge backlit LCD and eight LED rings. Apply the custom overlay for Digital Performer for dedicated labeling of DP-specific functions. The MCU Pro is the ultimate way to mix in DP5!

Purified power

To get the most out of your MOTU studio gear, you need the cleanest power possible. The negative effects of poorly supplied wall outlet AC power on your gear can be dramatic, without your ever knowing how good your gear can really sound with properly supplied power. Furman Sound introduces the all-new Power Factor Pro with its ground-breaking Clear Tone Technology™, which actually lowers the AC line impedance supplied by your wall outlet while storing energy for peak current demands — over 45 amps of instantaneous current reserve. Additionally, Linear Filtering Technology™ (LiFT) dramatically lowers AC line noise to unprecedented levels in the critical audio

frequency band. Also included are Furman's unique Series Multi-Stage Protection Plus (SMP+) surge protection and automatic Extreme Voltage Shutdown (EVS), which protect you from damaging voltage spikes or sustained voltage overload. Equipped with the same LiFT and SMP+ features, plus EVS Extreme, the Furman Sound IT-20 II ultra-low noise balanced isolation power conditioner is designed for the most critical, ultra-low noise installations. Delivering an astonishing 80dB of common noise reduction from 20Hz-20kHz, you're assured the lowest possible noise floor for all the gear in your MOTU studio. The IT-20 II's toroid transformer design assures a contained magnetic field for complete isolation from sensitive studio components nearby. The ultimate in purified power.



www.sweetwater.com (800) 222-4700



Sweetwater

Music Instruments & Pro Audio

Music Without Borders

By Debbie Galante Block

Balkan Beat Box mixes styles and studio methods.

The music on Balkan Beat Box's (BBB) latest CD, *Nu Med* (JDub, 2007), is an original blend of Middle Eastern folk influences and electronica. The band describes its mix of organic and electronic elements as "musical nomadism." BBB cofounder and saxophonist Ori Kaplan says the new CD is a musical vision of what the music from the Mediterranean would sound like if borders were removed. "Musical connections are made by BBB that politics often keep separate," Kaplan says. Kaplan and Tamir Muskat anchor the BBB lineup, which also includes vocalist Tomer Yosef and a host of guest artists.

Nomadic is also an apt description of the recording process for *Nu Med*. Although BBB usually works at its own studio, called Vibromonk, in the Williamsburg section of Brooklyn, much of this CD was recorded with friends over the last two years as the band toured through places like Israel and Morocco as well as European destinations such as Bulgaria. "We traveled to record our favorite guitar player in Israel in a friend's living room, for example," says Kaplan. "Some vocals came from London via the Internet, and some vocals were recorded in the Middle East."

No formula exists for how BBB puts a song together, says Muskat. "The song 'Habibi Min Zaman' started as a drum beat with nothing on it. Then Itamar Ziegler came to Vibromonk, dropped this great bass line and cool guitar hook, and that was it. Later we played the song to our friend, Damascus' Dunia, who normally sings in traditional

RIFFS

Balkan Beat Box

Home base: Brooklyn, NY

Console used: MCI analog board

Dynamic duo: Empirical Labs and Daking compressors

Web site: www.balkanbeatbox.com

Egyptian style. He loved the beat. Then we sat down in the room and the song came together in a few hours."

"Joro Boro" evolved in the opposite way. Dessislava Stefanova, of the London Bulgarian Choir, recorded the vocals a cappella and emailed his track from London. "Everything else was built around those vocals," Muskat explains.

The CD features an interesting collection of instruments and sounds. "We used tones from electronic machines, such as old Korg and Univox drum machines, Moog synthesizers, and 1980s electronic drum pads," says Muskat. "We also used a lot of samples I collected from old recordings, or loops I prepared during the year."

When the band works on a song, they make a lot of mixing decisions as they go. This time "since we were traveling and recording anything we wanted without a board, we mixed the whole album on the computer first with plug-ins and analog stuff on the inserts that were recorded back to the computer. When we were done mixing, we were super happy with how the album sounded. I never thought I'd be able to sonically enjoy an all-in-the-computer mix," says Muskat. Still, he couldn't rest without mixing everything again through the board with all the "good analog gear" at Vibromonk.

"The second time, we kept the balance between the tracks, the EQs, and the effects the same as the first mix, but just went through the analog chain, preamp, compressors, etc. Those mixes took first place, no question about it; they were much larger and warmer," Muskat says.

For mixing, BBB used an MCI analog board and outboard compressors from Daking and Empirical Labs (the Distressor). The band also loves using analog effects such as plate reverbs and old Mica-Tone and Farfisa effects.

Muskat says the band won't change its freestyle method of recording. "It keeps our minds open, and you won't believe how many beautiful surprises we run into because we work this way." **EM**



COURTESY JADUB RECORDS

Nu Med/Balkan Beat Box (from left): Ori Kaplan, Tomer Yosef, Tamir Muskat.

alphatrack

One Fader To Rule Them All



MIX. EDIT. AUTOMATE. **RULE.**

Finally, a control surface that fits your desktop and the way you work.

Touch-sensitive 100mm motorized high resolution fader • Touch-sensitive jog and shuttle strip
Touch-sensitive parameter and effects knobs • 32 character backlit LCD
Foot-switch jack • USB interface

See the
Online Demo



FRONTIER
DESIGN
GROUP

www.frontierdesign.com

Studio



UltraLite Features

- 10 inputs / 14 outputs
- Compact: 8.5 x 7 inches
 - Bus-powered
 - 96kHz recording
- On-board CueMix DSP mixing
 - LCD programming
 - 2 mic inputs
- Individual 48V phantom power
 - 60dB pad/trim gain range
 - Stand-alone mixing
 - 6 TRS analog inputs
 - 10 TRS analog outputs
 - Separate main outs
 - Main volume knob
 - Headphone volume knob
 - S/PDIF digital I/O @ 96kHz
- Metering for all inputs & outputs
 - Sample-accurate MIDI
 - On-board SMPTE sync
 - Expandable
- 2 FireWire ports for daisy-chaining
- Mix & match with other interfaces
- Includes AudioDesk® software
- Across-the-board compatibility

Studio to go



UltraLite

Compact bus-powered 10x14 FireWire audio interface

The award-winning 828mkII FireWire audio interface turns your Mac or PC into a top-notch desktop studio. Born from the same innovative design, the award-winning bus-powered UltraLite lets you take your studio to go. And it's the only half-rack audio interface that offers stand-alone operation with programmable mixing

from its unique backlit front panel LCD, plus all the analog, digital and MIDI I/O that you need.



Winner
2007 Editors' Choice Award
Best Audio Interface
— Electronic Musician

Winner
2007 ACE Award
Best Audio Interface
— Future Music

MOTU
motu.com