


Summer 2005
Delivery Schedule
Inside!



Free Online
Training!
Anytime, Anywhere
See inside front cover
for details.



223 Riverside-San Bernardino
Spring 2005

Radio Market Report

Riverside-
San Bernardino



Accredited by
Media
Rating Council®

ARBITRON

Spring 2005
March 31 - June 22



Training on Demand

The Training You Need...When You Need It

Ready to take your sales to the next level?
Check out the many training options at
ArbitronTraining.com, and:

- Go after newspaper advertising dollars
- Break free from rankers
- Learn more about automotive
and other key business categories
- Boost your ability to tell advertisers
your station's story
- Hone your small market skills

**Boost Your Skills with
Sessions On:**

Adding power to your
presentations

Prospecting with
qualitative data

Positioning your station
to the best advantage

Achieving your ratings
goals—for PDs only

Getting more money for
off-prime inventory

We train more radio professionals than any other company
on the planet. Take advantage of the many ways we can help
your business.

Visit us today at www.ArbitronTraining.com.

Radio Market Report

**Summer 2005
Delivery Schedule**
Including Phase 1 &
Phase 2 Arbitrends:
One page in from the
back of the report

2005-2006 Survey Schedule

Spring 2005
March 31 - June 22

Summer 2005
June 30 - September 21

Fall 2005
September 22 - December 14

Winter 2006
January 5 - March 29

Spring 2006
March 30 - June 21



What MRC accreditation means

The Arbitron Radio Service has been accredited by the Media Rating Council (MRC) since 1968. To merit continued MRC accreditation, Arbitron: (1) adheres to the Council's Minimum Standards for Media Rating Research; (2) supplies full information to the MRC regarding details of its operation; (3) conducts its measurement service substantially in accordance with representations to its subscribers and the Council; and (4) submits to, and pays the cost of, thorough annual audits of accredited Arbitron services by CPA firms engaged by the MRC. In addition to paying sizable audit charges, Arbitron provides office and file space for MRC auditors as well as considerable staff and computer time involved in various aspects of the audit.

Further information about the MRC's accreditation and auditing procedures can be obtained from the Executive Director, Media Rating Council, Inc., 370 Lexington Avenue, Suite 902, New York, New York 10017.

Preface

This report is designed to provide radio audience estimates representing radio listening during an average week for this market for the Spring 2005 survey period and other information. The surveys to which the Target Listener Trends estimates apply are identified on the Target Listener Trends pages of this report. The estimates are based on listening information recorded in seven-day diaries by persons 12 years of age and older. All audience estimates are approximations subject to statistical variations and other limitations. The reliability of audience estimates cannot be determined to any precise mathematical value or definition.

This report is intended to furnish radio station, advertiser and agency clients of Arbitron with an aid in evaluating radio audience size and composition. Arbitron attempts to provide herein a summary description of methodology for Arbitron audience estimates contained in the Listener Estimates section of this report. A more detailed description of Arbitron methodology can be found in a separate publication titled *Arbitron Radio Description of Methodology* (available at www.arbitron.com) and other associated relevant documents, available to all Arbitron Radio Report subscribers.

Warning

All Arbitron audience estimates and Arbitron maps are proprietary and confidential.

Each Arbitron audience estimate and Arbitron map is copyrighted. The unauthorized use of any Arbitron audience estimate or map constitutes copyright infringement that could subject the infringer to statutory damages of up to \$150,000 and criminal penalties of up to 10 years imprisonment and a \$500,000 fine pursuant to Chapter 5, Sections 504 and 506 of Title 17 of the U.S. Code. All users of this report are referred to "Restrictions on Use of Report" (Page M6, Paragraph 21).

DMA[®] is a registered service mark of Nielsen Media Research, Inc., and is used pursuant to a license from Nielsen Media Research, Inc.

Contents

The Market	2
Station Information	5
Metro Market Profile	6
Rating Distortion/Rating Bias Policies & Procedures	10
Special Notices	13
Listener Estimates	14
Target Listener Trends/Estimates	14
Listener Composition	254
Listening Locations	262
Time Spent Listening	264
Cume Duplication Percent	270
Exclusive & Overnight Listening	273
Ethnic Composition	274
TSA Target Listeners (includes Metro)	277
DMA Target Listeners	N/A
Methodology	M1
Arbitron Radio Reliability Tables	M1
Description of Methodology	M3
Selected Arbitron Terms	M7
Metro Market Profile Sources	M8
Arbitron Radio Market Survey Schedule	M9

Please note/Users of this report should become familiar with the sections of this report titled "Description of Methodology" (Pages M3-M7) and "Limitations" (Page M5, Paragraph 16). Instructions for estimating reliability and effective sample bases for this report can be found on Pages M1 and M2.

Riverside-San Bernardino



Subscribers to this report may not reproduce this map for any purpose, including but not limited to sales, marketing, advertising or promotional purposes, without the express written permission of Arbitron Inc.

Metro
 TSA
 DMA®

TSA and DMA sampled in Spring and Fall only. For definitions of the terms Metro, TSA and DMA, see Page M3, Paragraph 1, and Page M7, "Selected Arbitron Terms."

Metro Rank: 28

Market Surveyed: Winter, Spring, Summer, Fall

Station Subscribers to This Report*

KAEH-FM	KATY-FM	KCAL-AM	KCAL-FM	KCXX-FM	KDAI-FM
KDIF-AM	KFRG-FM	KGGI-FM	KKBT-FM	KLVE-FM	KOLA-FM
KRCV-FM	KSCA-FM	KTDD-AM	KWIE-FM	KXRS-FM	KXSB-FM

* Station subscribers as of release to print.

Population Estimates and Tabulated (In-Tab) Diaries by County

Estimated P12+ Population	In-Tab	Area	County/ Split County	ST	HDA Blk. / Hisp.	Estimated P12+ Population	In-Tab	Area	County/ Split County	ST	HDA Blk. / Hisp.
973,100	1,450	MT	RIVERSIDE W INNER	CA	H	487,300	250	T	SAN BRNDNO W OUTER	CA	
692,600	1,008	MT	SAN BERN W INNER	CA	H	343,200	1,038	T	SAN BRNDNO W REM	CA	H
190,800	75	T	RIVERSIDE WEST OUTER	CA							

M - Metro County T - TSA County D - DMA County

HDA - High-Density Area
(Black or Hispanic)

REM - Remainder portion of geographic split county

High-Density Area

Black/Hispanic

Combined	Total		Ethnic	
	In-Tab	Est. Pop. 12+	In-Tab	Est. Pop. 12+
HDHA				
HDHA	1,987	1,353,500	971	635,500

These population estimates are based on Census 2000 data, updated and projected to January 1, 2005 by Claritas, Inc.

Effective with the Fall 2004 survey, population estimates for this report are based on Claritas, Inc. 1/1/05 whole-county population estimates (Census 2000-based).

For split-county population estimates, the 1/1/05 whole-county populations are allocated to the respective split counties, based on Claritas, Inc. 1/1/04 zip code population estimates (Census 2000-based).

For total Metro in-tab counts for applicable ethnic groups, see Page 4.

Population Estimates and In-Tab Diary Sample by Demographics

	Metro					TSA				
	Est. Pop.	Est. Pop. % P12+	In-Tab Sample	% Unwgt. In-Tab Sample	% Wgt. In-Tab Sample	Est. Pop.	Est. Pop. % P12+	In-Tab Sample	% Unwgt. In-Tab Sample	% Wgt. In-Tab Sample
Men										
12-24	230,400	13.8	310	12.6	13.8	366,500	13.6	466	12.2	13.6
18-24	121,500	7.3	149	6.1	7.3	193,600	7.2	215	5.6	7.2
25-34	149,900	9.0	197	8.0	9.0	238,000	8.9	288	7.5	8.9
35-44	151,900	9.1	216	8.8	9.1	245,100	9.1	319	8.3	9.1
45-49	70,200	4.2	87	3.5	4.2	115,000	4.3	131	3.4	4.3
50-54	57,800	3.5	78	3.2	3.5	96,000	3.6	127	3.3	3.6
55-64	78,100	4.7	128	5.2	4.7	130,200	4.8	215	5.6	4.8
65+	90,900	5.5	102	4.1	5.5	146,000	5.4	188	4.9	5.4
18+	720,300	43.2	957	38.9	43.2	1,163,900	43.3	1,483	38.8	43.3
Women										
12-24	212,800	12.8	370	15.1	12.8	336,600	12.5	529	13.8	12.5
18-24	108,800	6.5	175	7.1	6.5	171,400	6.4	251	6.6	6.4
25-34	143,200	8.6	207	8.4	8.6	227,100	8.5	333	8.7	8.5
35-44	149,900	9.0	267	10.9	9.0	243,000	9.0	397	10.4	9.0
45-49	70,400	4.2	106	4.3	4.2	116,000	4.3	174	4.6	4.3
50-54	58,400	3.5	91	3.7	3.5	97,500	3.6	140	3.7	3.6
55-64	82,200	4.9	147	6.0	4.9	136,500	5.1	256	6.7	5.1
65+	119,600	7.2	152	6.2	7.2	193,500	7.2	258	6.8	7.2
18+	732,500	44.0	1,145	46.6	44.0	1,185,000	44.1	1,809	47.3	44.1
P18+	1,452,800	87.2	2,102	85.5	87.2	2,348,900	87.4	3,292	86.2	87.4
Teens 12-17	212,900	12.8	356	14.5	12.8	338,100	12.6	529	13.8	12.6
Black P12+	159,200	9.6	207	8.4	9.6					
Hispanic P12+	689,900	41.4	1,063	43.2	41.4					
Total P12+	1,665,700		2,458			2,687,000		3,821		

Diary Placement/Return

	Metro	TSA
LST - Est. Usable Households in Sample	928	1,444
UNL - Est. Usable Households in Sample	2,303	3,986
TOT - Est. Usable Households in Sample	3,231	5,430
LST - Est. Persons in Usable Households	2,435	3,723
UNL - Est. Persons in Usable Households	6,418	10,724
TOT - Est. Persons in Usable Households	8,853	14,447
LST - Contacted Households	891	1,387
UNL - Contacted Households	2,163	3,751
TOT - Contacted Households	3,054	5,138
LST - Households Accepting Diaries	491	774
UNL - Households Accepting Diaries	1,206	2,085
TOT - Households Accepting Diaries	1,697	2,859
LST - Persons Sent Diaries	1,296	2,006
UNL - Persons Sent Diaries	3,386	5,649
TOT - Persons Sent Diaries	4,682	7,655
LST - Diaries In-Tab	676	989
UNL - Diaries In-Tab	1,782	2,832
TOT - Diaries In-Tab	2,458	3,821
Metro Sample Target	2,420	
Metro In-Tab/Target Index	102	
Metro Response Rate %	28	

These population estimates are based on Census 2000 data, updated and projected to January 1, 2005 by Claritas, Inc.

Effective with the Fall 2004 survey, population estimates for this report are based on Claritas, Inc. 1/1/05 whole-county population estimates (Census 2000-based).

For split-county population estimates, the 1/1/05 whole-county populations are allocated to the respective split counties, based on Claritas, Inc. 1/1/04 zip code population estimates (Census 2000-based).

LST - Listed UNL - Unlisted TOT - Total

(For information on Sampling and Measurement Techniques, see Page M3, Paragraph 2.)

Station Information

For Stations Listed in This Report

Home to Arbitron Radio Metro Area

[Stations listed alphabetically left to right.]

- (s) **KAEH-FM 100.9**
650 South E St Ste H
San Bernardino, CA 92408
(909) 381-0969 Fax: (909) 381-5409
Format: Mexican Regional
Sales Rep: IN HOUSE
Network: IND
City of Lic./Alt City ID: Beaumont, CA
County/Split Co.: Riverside West Inner, CA
ERP (watts) / HAAT (meters): 1,500/146
- (s) **KATY-FM 101.3**
27450 Ynez Rd Ste 316
Temecula, CA 92591
(951) 506-1222 Fax: (951) 506-1213
Format: Adult Contemporary
Sales Rep: MCGAVREN GUILD
Network: IND
City of Lic./Alt City ID: Idyllwild/Hemet, CA
County/Split Co.: Riverside West Inner, CA
ERP (watts) / HAAT (meters): 1,900/182
- (s) **KCAL-AM 1410**
1950 S Sunwest Ln Ste 302
San Bernardino, CA 92408
(909) 825-5020 Fax: (909) 884-5844
Format: Spanish Oldies
Sales Rep: LOTJUS ENTRAVISION REPS
Network: IND
City of Lic./Alt City ID: Redlands, CA
County/Split Co.: San Bernardino West Inner, CA
Power Day/Night (watts): 5,000/4,000
- (s) **KCAL-FM 96.7**
1940 Orange Tree Ln Ste 101
Redlands, CA 92374
(909) 793-3554 Fax: (909) 798-6627
Format: Active Rock
Sales Rep: D & R
Network: IND
City of Lic./Alt City ID: Redlands/Riverside, CA
County/Split Co.: San Bernardino West Inner, CA
ERP (watts) / HAAT (meters): 1,750/115
- (s) **KCXX-FM 103.9**
242 E Airport Dr Ste 106
San Bernardino, CA 92408
(909) 384-1039 Fax: (909) 888-7302
Format: Alternative
Sales Rep: MCGAVREN GUILD
Network: IND
City of Lic./Alt City ID: Lk Arrowhd/Rivrside, CA
County/Split Co.: San Bernardino West Inner, CA
ERP (watts) / HAAT (meters): 180/548
- (s) **KDAI-FM 93.5**
1845 Business Center Dr
San Bernardino, CA 92409
(909) 663-1961 Fax: (909) 663-1996
Format: Rhythmic Contemporary Hit
Sales Rep: N/A
Network: IND
City of Lic./Alt City ID: <Ontario/Riverside>, CA
County/Split Co.: San Bernardino West Outer, CA
ERP (watts) / HAAT (meters): 5,000/-40
- (s) **KDIF-AM 1440**
2030 Iowa Ave Ste A
Riverside, CA 92507
(909) 274-4925 Fax: (909) 274-4971
Format: Spanish Variety
Sales Rep: N/A
Network: IND
City of Lic./Alt City ID: Riverside/S Bernardn, CA
County/Split Co.: Riverside West Inner, CA
Power Day/Night (watts): 1,000/1,000
- (s) **KEZY-AM 1240**
136 S Oak Knoll Av #300
Pasadena, CA 91101
(626) 356-4230 Fax:
Format: Spanish Religious
Sales Rep: N/A
Network: IND
City of Lic./Alt City ID: San Bernardino, CA
County/Split Co.: San Bernardino West Inner, CA
Power Day/Night (watts): 1,000/1,000
- (s) **KFRG-FM 95.1**
900 E Washington Ste 315
Colton, CA 92324
(909) 825-9525 Fax: (909) 825-0441
Format: Country
Sales Rep: MCGAVREN GUILD
Network: IND
City of Lic./Alt City ID: S Bernardn/Rivrsd, CA
County/Split Co.: San Bernardino West Inner, CA
ERP (watts) / HAAT (meters): 50,000/149
- (s) **KGGI-FM 99.1**
2001 Iowa Ave Ste 200
Riverside, CA 92507
(909) 684-1991 Fax: (909) 274-4949
Format: Rhythmic Contemporary Hit
Sales Rep: CLEAR CHANNEL RADIO SALES
Network: IND
City of Lic./Alt City ID: Riverside/S Bernardn, CA
County/Split Co.: Riverside West Inner, CA
ERP (watts) / HAAT (meters): 2,550/562
- (s) **KOLA-FM 99.9**
1940 Orange Tree Ln #200
Redlands, CA 92374
(909) 793-3554 Fax: (909) 335-8845
Format: Oldies
Sales Rep: D & R
Network: IND
City of Lic./Alt City ID: San Bernardino, CA
County/Split Co.: San Bernardino West Inner, CA
ERP (watts) / HAAT (meters): 29,500/507
- (s) **KTDD-AM 1350**
2030 Iowa Ave Ste A
Riverside, CA 92507
(909) 684-1991 Fax: (909) 274-4969
Format: Classic Country
Sales Rep: IN HOUSE
Network: PRMIER, MRN
City of Lic./Alt City ID: San Bernardino, CA
County/Split Co.: San Bernardino West Inner, CA
Power Day/Night (watts): 5,000/600
- (s) **KWIE-FM 96.1**
1845 Business Center Dr #106
San Bernardino, CA 92408
(909) 663-1961 Fax: (909) 663-1996
Format: Rhythmic Contemporary Hit
Sales Rep: CHRISTAL RADIO
Network: IND
City of Lic./Alt City ID: Sn Jacinto/Rivrside, CA
County/Split Co.: Riverside West Inner, CA
ERP (watts) / HAAT (meters): 1,400/209
- (s) **KXRS-FM 105.7** (simulcast w/KXSB-FM)‡
200 South A St 4th Fl
Oxnard, CA 93030
(805) 240-2070 Fax: (805) 240-5960
Format: Mexican Regional
Sales Rep: LOTUS ENTRAVISION REPS
Network: IND
City of Lic./Alt City ID: Hemet/San Jacinto, CA
County/Split Co.: Riverside West Inner, CA
ERP (watts) / HAAT (meters): 170/312
- (s) **KXSB-FM 101.7** (simulcast w/KXRS-FM)‡
200 South A St 4th Fl
Oxnard, CA 93030
(805) 240-2070 Fax: (805) 240-5960
Format: Mexican Regional
Sales Rep: LOTUS ENTRAVISION REPS
Network: IND
City of Lic./Alt City ID: Bg Bear Lk/San Bern, CA
County/Split Co.: San Bernardino West Inner, CA
ERP (watts) / HAAT (meters): 300/431

continued...

- (s) Station subscribers as of release to print
* Simulcasting 10%-50%, Mon-Sun, 6AM-Midnight
† Simulcasting 51%-90%, Mon-Sun, 6AM-Midnight
‡ Simulcasting 91%-100%, Mon-Sun, 6AM-Midnight
< > Indicates home status is based on station's Alternate City ID, rather than on station's legally authorized City of License.

The data above are the most current data provided to Arbitron as of the last day of this survey period. Commercial stations are listed only if they have met Arbitron's Minimum Reporting Standards for this survey (see Page M4, Paragraphs 7-10 of this report). Noncommercial stations and nonqualifying commercial stations are not listed in this report (see Page M4, Paragraph 7). The county or split county listing reflects the geographic location of the station's City of License. Stations for which no Sales Representative or format information is on file with Arbitron are listed above by "N/A." See the "Special Notices" section of this report for additional station information.

Network Affiliation Abbreviations

ABC: ABC Radio Networks	MRN: Motor Racing Network
APM: American Public Media	PRMIER: Premiere Radio Networks
APNET: Associated Press Radio Network	SBUSA: Sports Byline USA
AURN: American Urban Radio Networks	SOURCE: Westwood One Source Radio Network
BTR: Business Talk Radio	SPNEWS: Sporting News Radio
CAR: Cadena Caracol Network	SRN: Salem Radio Network
CBS: CBS Radio Networks	TALKNT: Talknet
CNN: Westwood One CNN Plus Radio Network	TARN: Talk America Radio Network
DISNEY: Disney Radio Network	UNIVSN: Radio Cadena Univision
ESPN: ESPN Radio Network	USA: USA Radio Network
FOXNEW: Fox News	WESTWD: Westwood One Radio Networks
FOXSP: Fox Sports Network	IND: Denotes stations that have not reported to Arbitron an affiliation with any of the above radio networks.
IEAMER: I E America Network	
JRN: Jones Radio Network	

Station Information *(continued)*

For Stations Listed in This Report

[Stations listed alphabetically left to right.]

Outside Arbitron Radio Metro Area

KABC-AM 790

3321 S La Cienega Blvd
Los Angeles, CA 90016
(310) 840-4912 Fax: (310) 558-5689
Format: Talk/Personality
Sales Rep: ABC RADIO SALES
Network: ABC
City of Lic./Alt City ID: Los Angeles, CA
County/Split Co.: Los Angeles Southwest, CA
Power Day/Night (watts): 5,000/5,000

KFI-AM 640

3400 W Olive Ave # 550
Burbank, CA 91505
(818) 559-2252 Fax: (818) 260-9915
Format: News Talk Information
Sales Rep: CLEAR CHANNEL RADIO SALES
Network: APNET, PRIMIER, FOXNEW
City of Lic./Alt City ID: Los Angeles, CA
County/Split Co.: Los Angeles Southwest, CA
Power Day/Night (watts): 50,000/50,000

KIIS-FM 102.7

3400 W Olive Ave # 550
Burbank, CA 91505
(818) 559-2252 Fax: (818) 955-8308
Format: Pop Contemporary Hit Radi
Sales Rep: KATZ RADIO
Network: IND
City of Lic./Alt City ID: Los Angeles, CA
County/Split Co.: Los Angeles Southwest, CA
ERP (watts) / HAAT (meters): 8,000/902

KLAX-FM 97.9

10281 W Pico Blvd
Los Angeles, CA 90064
(310) 203-0900 Fax: (310) 843-4961
Format: Mexican Regional
Sales Rep: INTEREP
Network: IND
City of Lic./Alt City ID: East Los Angeles, CA
County/Split Co.: Los Angeles Central South, CA
ERP (watts) / HAAT (meters): 33,000/184

(s) KLVE-FM 107.5

655 N Central Ave #2500
Glendale, CA 91203
(818) 500-4500 Fax: (818) 500-4480
Format: Spanish Contemporary
Sales Rep: KATZ HISPANIC REPS INC
Network: IND
City of Lic./Alt City ID: Los Angeles, CA
County/Split Co.: Los Angeles Southwest, CA
ERP (watts) / HAAT (meters): 29,500/914

KBIG-FM 104.3

3400 W Olive Ave Ste 550
Burbank, CA 91505
(818) 559-2252 Fax: (818) 637-2267
Format: Hot Adult Contemporary
Sales Rep: SENTRY
Network: PRIMIER
City of Lic./Alt City ID: Los Angeles, CA
County/Split Co.: Los Angeles Southwest, CA
ERP (watts) / HAAT (meters): 84,000/882

KFWB-AM 980

6230 Yucca St
Los Angeles, CA 90028
(323) 871-4612 Fax: (323) 871-4681
Format: All News
Sales Rep: INFINITY RADIO SALES
Network: CNN, APNET, WESTWD
City of Lic./Alt City ID: Los Angeles, CA
County/Split Co.: Los Angeles Southwest, CA
Power Day/Night (watts): 5,000/5,000

(s) KKB-TM 100.3

5900 Wilshire Ste 1900
Los Angeles, CA 90036
(323) 634-1800 Fax: (323) 634-1888
Format: Urban Contemporary
Sales Rep: KATZ RADIO
Network: IND
City of Lic./Alt City ID: Los Angeles, CA
County/Split Co.: Los Angeles Southwest, CA
ERP (watts) / HAAT (meters): 5,300/916

KLOS-FM 95.5

3321 S La Cienega Blvd
Los Angeles, CA 90016
(310) 840-4836 Fax: (310) 558-7685
Format: Classic Rock
Sales Rep: ABC RADIO SALES
Network: ABC
City of Lic./Alt City ID: Los Angeles, CA
County/Split Co.: Los Angeles Southwest, CA
ERP (watts) / HAAT (meters): 63,000/954

KLYY-FM 97.5

5700 Wilshire Blvd Ste 250
Los Angeles, CA 90036
(323) 900-6100 Fax: (323) 900-6127
Format: Spanish Tropical
Sales Rep: LOTUS ENTRAVISION REPS
Network: IND
City of Lic./Alt City ID: <Riversd/Ls Angeles>, CA
County/Split Co.: Riverside West Inner, CA
ERP (watts) / HAAT (meters): 72,000/557

KCBS-FM 93.1

5901 Venice Blvd
Los Angeles, CA 90034
(323) 937-9331 Fax: (323) 938-8795
Format: Adult Hits
Sales Rep: INTEREP
Network: CBS
City of Lic./Alt City ID: Los Angeles, CA
County/Split Co.: Los Angeles Southwest, CA
ERP (watts) / HAAT (meters): 28,500/1,066

KHHT-FM 92.3

3400 W Olive Ave # 550
Burbank, CA 91505
(818) 559-2252 Fax: (818) 955-8199
Format: Rhythmic Oldies
Sales Rep: KATZ RADIO
Network: IND
City of Lic./Alt City ID: Los Angeles, CA
County/Split Co.: Los Angeles Southwest, CA
ERP (watts) / HAAT (meters): 43,000/887

KLAC-AM 570

3400 W Olive Ave # 550
Burbank, CA 91505
(818) 559-2252 Fax: (818) 729-2510
Format: All Sports
Sales Rep: CLEAR CHANNEL RADIO SALES
Network: FOXSP, PRIMIER
City of Lic./Alt City ID: Los Angeles/Anaheim, CA
County/Split Co.: Los Angeles Southwest, CA
Power Day/Night (watts): 5,000/5,000

KLSX-FM 97.1

3580 Wilshire Blvd
Los Angeles, CA 90010
(323) 930-7320 Fax: (323) 931-6872
Format: Talk/Personality
Sales Rep: INTEREP
Network: IND
City of Lic./Alt City ID: Los Angeles, CA
County/Split Co.: Los Angeles Southwest, CA
ERP (watts) / HAAT (meters): 21,000/915

KMXE-AM 830

15301 Ventura Blvd Bld D#200
Sherman Oaks, CA 91403
(818) 528-2050 Fax: (818) 784-8824
Format: Spanish News/Talk
Sales Rep: IN HOUSE
Network: IND
City of Lic./Alt City ID: Orange, CA
County/Split Co.: Orange, CA
Power Day/Night (watts): 50,000/20,000

(s) Station subscribers as of release to print

- * Simulcasting 10%-50%, Mon-Sun, 6AM-Midnight
- † Simulcasting 51%-90%, Mon-Sun, 6AM-Midnight
- ‡ Simulcasting 91%-100%, Mon-Sun, 6AM-Midnight
- < > Indicates metro home status is based on station's Alternate City ID, rather than on station's legally authorized City of License.

The data above are the most current data provided to Arbitron as of the last day of this survey period. Commercial stations are listed only if they have met Arbitron's Minimum Reporting Standards for this survey (see Page M4, Paragraphs 7-10 of this report). Noncommercial stations and nonqualifying commercial stations are not listed in this report (see Page M4, Paragraph 7). The county or split county listing reflects the geographic location of the station's City of License. Stations for which no Sales Representative or format information is on file with Arbitron are listed above by "N/A." See the "Special Notices" section of this report for additional station information.

Network Affiliation Abbreviations

ABC: ABC Radio Networks	MRN: Motor Racing Network
APM: American Public Media	PRMIER: Premiere Radio Networks
APNET: Associated Press Radio Network	SBUSA: Sports Byline USA
AURN: American Urban Radio Networks	SOURCE: Westwood One Source Radio Network
BTR: Business Talk Radio	SPNEWS: Sporting News Radio
CAR: Cadena Caracol Network	SRN: Salem Radio Network
CBS: CBS Radio Networks	TALKNT: Talknet
CNN: Westwood One CNN Plus Radio Network	TARN: Talk America Radio Network
DISNEY: Disney Radio Network	UNIVSN: Radio Cadena Univision
ESPN: ESPN Radio Network	USA: USA Radio Network
FOXNEW: Fox News	WESTWD: Westwood One Radio Networks
FOXSP: Fox Sports Network	IND: Denotes stations that have not reported to Arbitron an affiliation with any of the above radio networks.
IEAMER: I E America Network	
JRN: Jones Radio Network	

continued...

Station Information *(continued)*

For Stations Listed in This Report

[Stations listed alphabetically left to right.]

Outside Arbitron Radio Metro Area *(continued)*

KMZT-FM 105.1

1500 Cotner Ave
Los Angeles, CA 90025
(310) 478-5540 Fax: (310) 444-8988
Format: Classical
Sales Rep: MCGAVREN GUILD
Network: IND
City of Lic./Alt City ID: Los Angeles, CA
County/Split Co.: Los Angeles Southwest, CA
ERP (watts) / HAAT (meters): 18,000/880

KPLM-FM 106.1

P O Box 1825
Palm Springs, CA 92263
(760) 320-4550 Fax: (760) 320-3037
Format: Country
Sales Rep: KATZ RADIO
Network: IND
City of Lic./Alt City ID: Palm Springs, CA
County/Split Co.: Riverside Central North, CA
ERP (watts) / HAAT (meters): 50,000/121

KROQ-FM 106.7

5901 Venice Blvd
Los Angeles, CA 90034
(323) 930-1067 Fax: (323) 936-6062
Format: Alternative
Sales Rep: INFINITY RADIO SALES
Network: IND
City of Lic./Alt City ID: Pasadena/Ls Angeles, CA
County/Split Co.: Los Angeles Southeast, CA
ERP (watts) / HAAT (meters): 5,600/423

KSSE-FM 107.1

5700 Wilshire Blvd Ste 250
Los Angeles, CA 90036
(323) 900-6100 Fax: (323) 900-6127
Format: Spanish Contemporary
Sales Rep: LOTUS ENTRAVISION REPS
Network: IND
City of Lic./Alt City ID: Arcadia/Los Angeles, CA
County/Split Co.: Los Angeles Southeast, CA
ERP (watts) / HAAT (meters): 6,000/13

KYSR-FM 98.7

3400 W Olive Ave Ste 550
Burbank, CA 91505
(818) 559-2252 Fax: (818) 260-9356
Format: Modern Adult Contemporary
Sales Rep: CLEAR CHANNEL RADIO SALES
Network: IND
City of Lic./Alt City ID: Los Angeles, CA
County/Split Co.: Los Angeles Southwest, CA
ERP (watts) / HAAT (meters): 75,000/360

KNX-AM 1070

6121 Sunset Blvd
Los Angeles, CA 90028
(323) 460-3343 Fax: (323) 460-3114
Format: All News
Sales Rep: CBS RADIO SALES
Network: CBS
City of Lic./Alt City ID: Los Angeles, CA
County/Split Co.: Los Angeles Southwest, CA
Power Day/Night (watts): 50,000/50,000

KPWR-FM 105.9

2600 W Olive 8th Fl
Burbank, CA 91505
(818) 953-4200 Fax: (818) 848-7332
Format: Rhythmic Contemporary Hit
Sales Rep: D & R
Network: IND
City of Lic./Alt City ID: Los Angeles, CA
County/Split Co.: Los Angeles Southwest, CA
ERP (watts) / HAAT (meters): 25,000/925

KRTH-FM 101.1

5515 Melrose Ave
Los Angeles, CA 90038
(323) 936-5784 Fax: (323) 464-6101
Format: Oldies
Sales Rep: INFINITY RADIO SALES
Network: IND
City of Lic./Alt City ID: Los Angeles, CA
County/Split Co.: Los Angeles Southwest, CA
ERP (watts) / HAAT (meters): 51,000/954

KTWV-FM 94.7

5670 Wilshire Blvd #200
Los Angeles, CA 90036
(323) 930-5520 Fax: (323) 936-1947
Format: New AC (NAC)/Smooth Jazz
Sales Rep: INTEREP
Network: WESTWD
City of Lic./Alt City ID: Los Angeles, CA
County/Split Co.: Los Angeles Southwest, CA
ERP (watts) / HAAT (meters): 52,000/863

KZLA-FM 93.9

2600 W Olive Ave 8th Flr
Burbank, CA 91505
(818) 525-5000 Fax: (818) 525-5002
Format: Country
Sales Rep: D & R
Network: IND
City of Lic./Alt City ID: Los Angeles, CA
County/Split Co.: Los Angeles Southwest, CA
ERP (watts) / HAAT (meters): 18,500/956

KOST-FM 103.5

3400 W Olive Ave # 550
Burbank, CA 91505
(818) 566-4736 Fax:
Format: Adult Contemporary
Sales Rep: CHRISTAL RADIO
Network: IND
City of Lic./Alt City ID: Los Angeles, CA
County/Split Co.: Los Angeles Southwest, CA
ERP (watts) / HAAT (meters): 12,500/949

(s) KRCV-FM 98.3

655 N Central Ave Ste 2500
Glendale, CA 91203
(818) 500-4562 Fax: (818) 500-4560
Format: Spanish Variety
Sales Rep: KATZ HISPANIC REPS INC
Network: IND
City of Lic./Alt City ID: W Covina/Ls Angeles, CA
County/Split Co.: Los Angeles Southeast, CA
ERP (watts) / HAAT (meters): 6,000/91

(s) KSCA-FM 101.9

655 N Central Ave # 2500
Glendale, CA 91203
(818) 500-4500 Fax: (818) 500-4480
Format: Mexican Regional
Sales Rep: KATZ HISPANIC REPS INC
Network: IND
City of Lic./Alt City ID: Glendale/Ls Angeles, CA
County/Split Co.: Los Angeles Central North, CA
ERP (watts) / HAAT (meters): 4,800/863

KWVE-FM 107.9

3000 W Macarthur Ste 500
Santa Ana, CA 92704
(714) 918-6207 Fax: (714) 918-6256
Format: Religious
Sales Rep: N/A
Network: IND
City of Lic./Alt City ID: San Clemente, CA
County/Split Co.: Orange, CA
ERP (watts) / HAAT (meters): 560/1,125

- (s) Station subscribers as of release to print
* Simulcasting 10%-50%, Mon-Sun, 6AM-Midnight
† Simulcasting 51%-90%, Mon-Sun, 6AM-Midnight
‡ Simulcasting 91%-100%, Mon-Sun, 6AM-Midnight
< > Indicates metro home status is based on station's Alternate City ID, rather than on station's legally authorized City of License.

The data above are the most current data provided to Arbitron as of the last day of this survey period. Commercial stations are listed only if they have met Arbitron's Minimum Reporting Standards for this survey (see Page M4, Paragraphs 7-10 of this report). Noncommercial stations and nonqualifying commercial stations are not listed in this report (see Page M4, Paragraph 7). The county or split county listing reflects the geographic location of the station's City of License. Stations for which no Sales Representative or format information is on file with Arbitron are listed above by "N/A." See the "Special Notices" section of this report for additional station information.

Network Affiliation Abbreviations

ABC: ABC Radio Networks
APM: American Public Media
APNET: Associated Press Radio Network
AURN: American Urban Radio Networks
BTR: Business Talk Radio
CAR: Cadena Caracol Network
CBS: CBS Radio Networks
CNN: Westwood One CNN Plus Radio Network
DISNEY: Disney Radio Network
ESPN: ESPN Radio Network
FOXNEW: Fox News
FOXSP: Fox Sports Network
IEAMER: I E America Network
JRN: Jones Radio Network

MRN: Motor Racing Network
PRMIER: Premiere Radio Networks
SBUSA: Sports Byline USA
SOURCE: Westwood One Source Radio Network
SPNEWS: Sporting News Radio
SRN: Salem Radio Network
TALKNT: Talknet
TARN: Talk America Radio Network
UNIVSN: Radio Cadena Univision
USA: USA Radio Network
WESTWD: Westwood One Radio Networks
IND: Denotes stations that have not reported to Arbitron an affiliation with any of the above radio networks.

Metro Market Profile



Metro Household Data are Census 2000 data and Group Quarters Population estimates are Census 2000 data and both are updated by Claritas, Inc. where appropriate sources are available. (For more information, see "Metro Census Data," Page M8.)

Household Data

	Metro Total	Metro %		Metro Total	Metro %
Total Households	626,800	100.0	Seasonal Housing Units	27,721	4.6
Households by Income			Education: Persons 25+		
Under \$15,000	93,451	14.9	Elementary 0-8 grade	117,773	11.3
\$15,000-24,999	74,876	12.0	High school 1-3 yrs	165,936	15.9
\$25,000-34,999	76,960	12.2	High school grad	261,819	25.0
\$35,000-49,999	98,829	15.8	College 1-3 yrs	341,023	32.7
\$50,000-74,999	119,676	19.1	College 4+ yrs	157,773	15.1
\$75,000-99,999	75,963	12.1	Colleges & Universities		
\$100,000-149,999	60,082	9.6	Total enrollment	63,166	100.0
\$150,000+	26,963	4.3	Full-time enrollment	28,052	44.4
Median income: \$44,936			Occupation		
Value of Owner-Occupied Housing Units			Managerial	190,985	27.2
Less than \$50,000	5,002	.8	Technical	189,913	27.1
\$50,000-79,999	29,363	5.0	Service worker	112,867	16.1
\$80,000-99,999	51,337	8.7	Farm worker	3,342	.5
\$100,000-149,999	113,189	19.2	Precision production	82,694	11.8
\$150,000-249,999	90,411	15.3	Operator	121,347	17.3
\$250,000+	25,346	4.3	Farm Population		
Median value: \$139,800				1,479	
Monthly Contract Rent			Transportation to Work		
Less than \$350	21,096	3.6	Public	12,341	1.8
\$350-499	47,015	8.0	Driving to work	501,668	73.3
\$500-599	41,055	6.9	Carpool	123,285	18.0
\$600-749	41,238	7.0	Other	47,209	6.9
\$750-999	27,712	4.7	Average Travel Time to Work (Min.)		
\$1,000+	9,232	1.6		32	
Median rent: \$561			Car Ownership by Household		
Household Size			0 Cars	51,900	8.3
1 Person	119,400	19.0	1 Car	209,300	33.4
2 Persons	167,400	26.8	2 Cars	238,900	38.1
3-4 Persons	203,900	32.5	3+ Cars	126,700	20.2
5+ Persons	136,100	21.7			

Group Quarters Population Estimates

Group Quarters Populations are included in the universe estimates. Additionally, Group Quarters Populations are included in the sample frame if the individual living quarters (room, suite or apartment) has a private residential telephone number that serves fewer than 10 residents. Persons are not eligible to participate in the survey if their living quarters has no private telephone number or the telephone number is used by 10 or more residents.

Population Estimates	Military Housing	% Total Demographic	University Housing	% Total Demographic	Other Group Quarters	% Total Demographic
Persons 12+	400	.0	5,400	.3	49,800	3.0
Teens 12-17	0	.0	0	.0	2,200	1.0
Men						
18-24	300	.2	1,800	1.5	8,400	6.9
25-34	100	.1	700	.5	9,500	6.3
35-44	0	.0	0	.0	8,100	5.3
45-49	0	.0	0	.0	2,400	3.4
50-54	0	.0	0	.0	1,300	2.2
55-64	0	.0	0	.0	1,100	1.4
65+	0	.0	0	.0	3,100	3.4
Women						
18-24	0	.0	2,700	2.5	1,100	1.0
25-34	0	.0	200	.1	1,600	1.1
35-44	0	.0	0	.0	1,900	1.3
45-49	0	.0	0	.0	700	1.0
50-54	0	.0	0	.0	500	.9
55-64	0	.0	0	.0	700	.9
65+	0	.0	0	.0	7,200	6.0

Ethnic Population Estimates

Metro Ethnic Populations are reported for all Standard and Condensed Markets whether or not ethnic sampling procedures are in place (see Page 4). The Percent Total Black and Hispanic Populations are based on Black and Hispanic Populations Persons 12+. The Percent Total Demographic is based on total Metro Demographics on Page 4. Ethnic Population information is based on Census 2000 data, updated and projected to 1/1/05 by Claritas, Inc.

Hispanic persons may be of any race (White; Black; Native American; Eskimo or Aleut; Asian or Pacific Islander). For purposes of Arbitron reports and publications, Hispanic persons that are Black are not included in Black universe estimates. Hispanic persons of all races are included in estimates of Hispanic universes and Hispanic audience estimates.

Population Estimates	Total Black	% Total Black Pop.	% Total Demographic	Total Hispanic	% Total Hispanic Pop.	% Total Demographic
Persons 12+	159,200	100.0	9.6	689,900	100.0	41.4
Teens 12-17	23,400	14.7	11.0	113,000	16.4	53.1
Men						
18-24	11,400	7.2	9.4	70,800	10.3	58.3
25-34	14,600	9.2	9.7	81,400	11.8	54.3
35-44	16,100	10.1	10.6	63,000	9.1	41.5
45-49	7,000	4.4	10.0	24,500	3.6	34.9
50-54	5,400	3.4	9.3	17,700	2.6	30.6
55-64	7,200	4.5	9.2	21,200	3.1	27.1
65+	5,100	3.2	5.6	16,600	2.4	18.3
Women						
18-24	10,400	6.5	9.6	61,400	8.9	56.4
25-34	14,700	9.2	10.3	73,800	10.7	51.5
35-44	16,500	10.4	11.0	59,900	8.7	40.0
45-49	7,500	4.7	10.7	24,100	3.5	34.2
50-54	5,500	3.5	9.4	18,100	2.6	31.0
55-64	7,400	4.6	9.0	22,800	3.3	27.7
65+	7,000	4.4	5.9	21,600	3.1	18.1

Area Lifestyle Profile

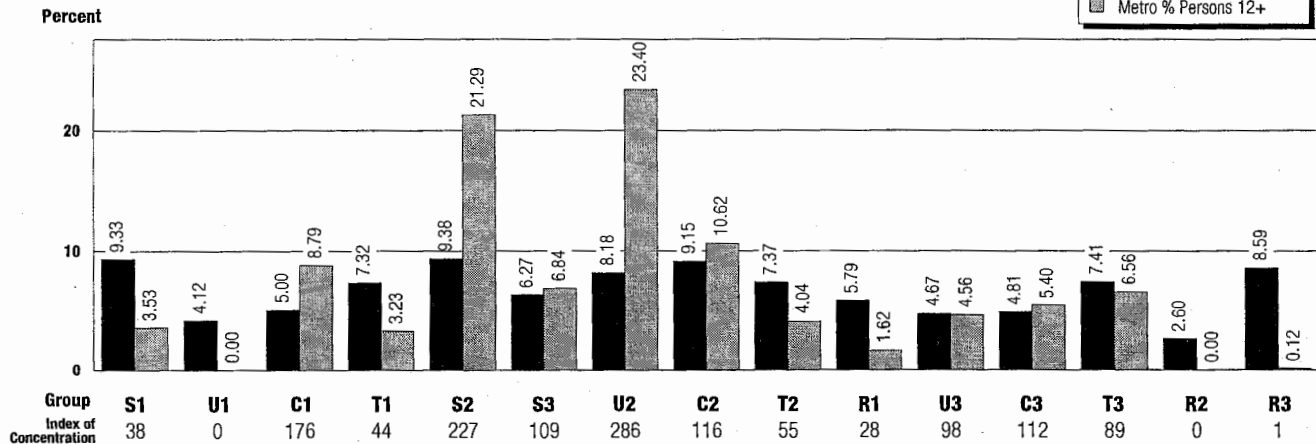
by PRIZM® Groups

PRIZM is a market segmentation system developed by Claritas, Inc. to help marketers target consumers, and to profile markets and audiences by lifestyle. There are 62 PRIZM clusters which are organized into 15 broader social groups denoting basic neighborhood types.

The 15 PRIZM social groups are identified by codes that are listed below the graph.

In this graph, the national composition and this Metro's composition for each PRIZM group are shown for Persons 12+. The Index of Concentration compares this Metro's composition

with the national composition for each PRIZM group. An index of 100 indicates that the Metro has the same percent concentration as the nation. (For more information about PRIZM and Claritas, Inc., see Page M8.)



PRIZM® Groups

- S1** Elite Suburbs - superrich, executive, upscale white-collar couples, empty-nesters
- U1** Urban Uptown - elite, upscale, bohemian singles & couples; established immigrant families
- C1** 2nd City Society - upscale executive & young upscale white-collar; affluent retirees
- T1** Landed Gentry - elite exurban, small-town executive & young, mid-class town families
- S2** The Affluentials - upwardly mobile young singles & couples; white-collar suburban families

- S3** Inner Suburbs - empty-nesters, mobile city singles, blue-collar families & aging couples
- U2** Urban Midscale - white-collar urb. couples; mid-income immigr.; African-American & Hispanic families
- C2** 2nd City Centers - mid-level, white-collar couples; mid-income families & college town singles
- T2** Exurban Blues - yng. mid-class, blue-collar families in mid-size towns; GI families
- R1** Country Families - midscale couples, rural, white-/blue-collar, kids, farm families

- U3** Urban Cores - ethnically mixed singles; Hisp. sncls. & families; inner-city solo-parent families
- C3** 2nd City Blues - low-inc. older sncls., cpls. & fam.; low-inc. Hisp. fam.; Afr.-Am. service wrkr.
- T3** Working Towns - older families; mill towns, low-inc. blue-collar, town seniors
- R2** Heartlanders - rural farm town & ranch families, farm dwellers & tenants
- R3** Rustic Living - moderate blue-collar farm fam.; low-inc. older cpls., remote older families

Metro Market Profile *(continued)*

Sales Data



Household Income, Total Retail Sales and 11 categories of store sales have been compiled by Claritas, Inc. and furnished to Arbitron. These data items are based upon Claritas's 2004 Demographic Update for the Metro.

Metro Income*


Total Income (\$000)	\$36,819,809
Median Household Income	\$44,936
Income per Household	\$58,743

* Income represents pretax personal income for households as defined by the Department of Commerce, Bureau of Economic Analysis.

Metro Retail Sales Data (\$000)

Total Retail Sales	\$23,430,534
Retail Expenditures per Household (\$)	\$37,381
Food & Beverage Stores	\$3,479,939
Grocery Stores	\$3,333,972
Food Services & Drinking Establishments	\$1,905,906
General Merchandise	\$3,717,949
Department Stores	\$2,620,770
Clothing & Accessories	\$845,253
Motor Vehicle & Parts Dealers	\$6,234,475
Building & Material Supply	\$2,336,026
Health & Personal Care	\$1,154,181
Furniture & Household Appliance Stores	\$294,254
Radio, TV & Other Electronics Stores	\$339,231

Car Registrations



The Metro Share of New Private Passenger Car Registrations* is supplied by R.L. Polk and Company. (For more information on passenger car registrations, see Page M8.)

Manufacturer	%
DaimlerChrysler AG	8.1
Ford Motor Company	7.5
General Motors Corporation	8.3
Honda/Acura	17.9
Hyundai	3.6
Nissan/Infiniti	13.0
Toyota/Lexus	23.4
Volkswagen/Audi	3.6
Other	14.5

* Note: Figures are shown for October through December of the 2005 model year.

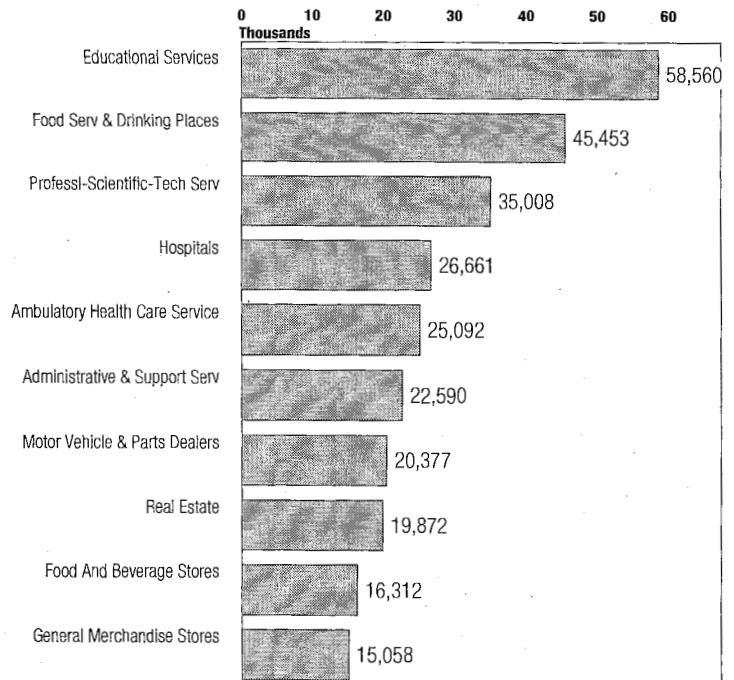
Top Ten Employer Industries

These classifications are from the Department of Commerce North American Industry Classification System (NAICS). The data below are from the 2001 County Business Patterns reports (U.S. Census Bureau) and are aggregated by primary NAICS.

Metro Employer Industries

Total Employees
659,344

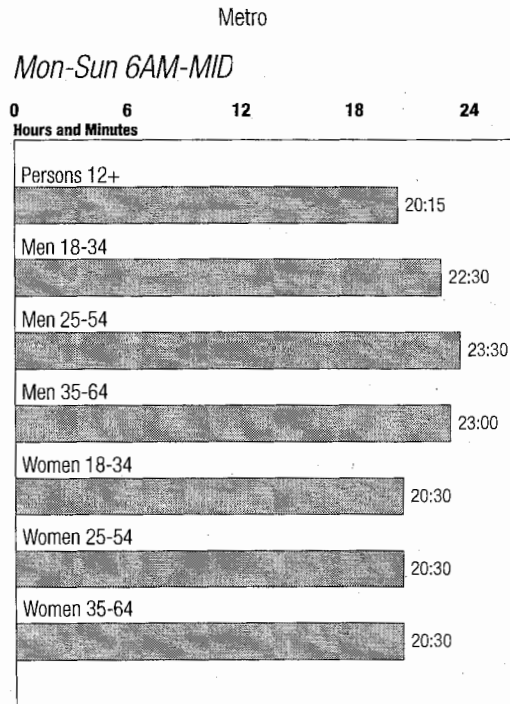
Top 10 Total Employees
284,983
43.2% of Total



Magazines

Magazine	Circulation	%	Magazine	Circulation	%
AARP	91,848	14.5	REDBOOK	11,014	1.7
TV GUIDE	54,799	8.6	PARENTS	10,765	1.7
RDRS DIGST	53,831	8.5	MARTHA STW	10,689	1.7
BTR HOME	45,201	7.1	STAR	10,630	1.7
SUNSET	27,256	4.3	IN STYLE	9,889	1.6
NAT GEO	26,710	4.2	USNEWS&WR	9,406	1.5
FAMILY CRCL	24,530	3.9	GOLF DIGST	9,286	1.5
GD HSEK'NG	22,002	3.5	MENS HLTH	9,229	1.5
PEOPLE	21,333	3.4	SMITHSONIAN	9,223	1.5
WOMANS DAY	21,097	3.3	MONEY	9,048	1.4
LADIES HMJ	20,348	3.2	CAR&DRIVER	8,106	1.3
TIME	20,186	3.2	REAL SIMPL	8,050	1.3
SPORTS ILS	18,025	2.8	VOGUE	7,930	1.3
PLAYBOY	17,635	2.8	POP SCIENC	7,647	1.2
COSMOPLTAN	17,441	2.8	CTRY LIVING	7,367	1.2
MAXIM	16,375	2.6	ROLLING STN	6,956	1.1
PREVENTION	15,375	2.4	GOLF MGZNE	6,798	1.1
O OPRAH	15,372	2.4	COOKING LT	6,773	1.1
GLAMOUR	14,023	2.2	PENTHOUSE	6,681	1.1
YM	13,733	2.2	EBONY	6,518	1.0
ENTERTNMNT	13,379	2.1	POP MECHAN	5,999	0.9
NEWSWEEK	12,721	2.0	FIELD STRM	5,182	0.8
SEVENTEEN	12,717	2.0	BOYS LIFE	4,074	0.6
PARENTINGM	11,347	1.8	OUTDR LIFE	3,479	0.5
ENDLSS VAC	11,211	1.8	SOUTHN LVG	2,537	0.4

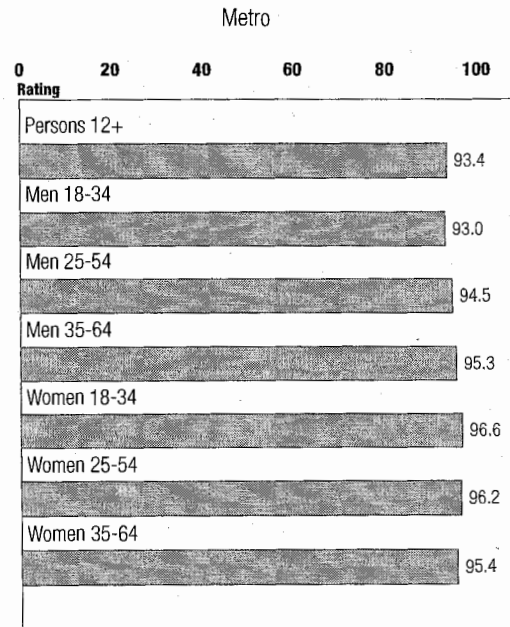
Radio Time Spent Listening*



Newspapers

Paper	Circulation	%
PRESS-ENTERPRISE	159,695	25
SAN BERNARDINO, THE SUN	64,142	10
LOS ANGELES TIMES	28,907	4
INLAND VALLEY DAILY BULLETIN	8,593	1
REDLANDS DAILY FACTS	7,098	1
LA OPINION, LOS ANGELES	6,323	1
NORTH COUNTY TIMES	4,566	1

Radio 24-Hour Cume*



For more information on magazine and newspaper data, see Page M8.

* Based on Arbitron's Spring 2005 radio survey.

Rating Distortion/Rating Bias Policies and Procedures

In accordance with MRC and industry guidelines, Arbitron provides the following information relating to Rating Distortion and Rating Bias to advise Arbitron clients about applicable policies and procedures and to assist Report users in making evaluations of the audience estimates contained in the "Listener Estimates" section of this report.

Arbitron's original policy statement dated May 20, 1977, has been updated by Arbitron releases of February 1978, December 1981, January 1987, February 1988 and June 1992. Handbooks of May 1985, March 1987, June 1990 and October 1996 were distributed to all radio stations. The current handbook is available at www.arbitron.com.

As a practical matter, Arbitron's published guidelines cannot describe all possible station activities. Therefore, in order to avoid possible citation, stations are advised to submit planned activities to Arbitron for a confidential Pre-Review.

Rating Distortion

Rating Distortion is defined as: Any activity which Arbitron believes may affect the way diarykeepers record their listening, so that recorded listening differs from actual listening. Rating Distortion includes station activities through which the station has the potential to: learn the identity of diarykeepers; gain access to, or influence over, current or upcoming survey diaries; or prompt the use of diaries for purposes other than those intended by Arbitron. ARBITRON MAY DELIST FROM ITS REPORTS, COMPUTER MEDIA, AND OTHER SERVICES THE CALL LETTERS AND AUDIENCE ESTIMATES OF ANY STATION DETERMINED BY ARBITRON TO HAVE ENGAGED IN ACTIVITIES WITH RATING DISTORTION POTENTIAL.

Rating Distortion may take the form of Diarykeeper Solicitation, Improper Promotional Activities or other means. The following categories and examples are illustrative only and are not all-inclusive:

Diarykeeper Solicitation is any attempt by, or on behalf of, a station that encourages diarykeepers to record listening that differs from their actual listening. It may take the form of a public or private appeal for diarykeepers to surrender their diaries or to misreport—in any way (e.g., overstate, understate, misstate)—their actual listening to any station. Diarykeeper Solicitation includes attempted breaches of diary security, whereby a station has the potential to learn the identity of diarykeepers or to gain access to, or influence over, current or upcoming survey diaries.

Improper Promotional Activities are those that may not directly appeal to diarykeepers, but that may nevertheless cause diarykeepers to misreport their actual listening. Improper Promotional Activities include, but are not limited to: contests that may cause diarykeepers to misreport their actual listening by offering prizes based on amounts of listening recorded or claimed; attempts to cause diarykeepers to lose their anonymity; or promotions that might cause a diarykeeper to surrender a diary.

Rating Distortion is sometimes confused with "hyponing." Rating Distortion involves station activities that may prompt diarykeepers to report listening that differs from their actual listening. Hyponing refers to station activities designed to prompt more actual listenership during the survey period. Rating Distortion is cited under Arbitron's Special Station Activities guidelines; hyponing is not.

Rating Distortion Violations

Rating Distortion Violations may result in a station's call letters and audience estimates being delisted from applicable Arbitron report(s) and other services. Rating Distortion that Arbitron concludes does not warrant delisting may be noted by placement of a notice inside Arbitron's reports; placement of a notice on report covers; placement of a flag in computer media; and placement of a station's call letters and audience estimates out of alphabetical sequence, listed after all other stations that qualify for the market report, below a special distinguishing line (known as "below-the-line" listing).

Rating Bias

Rating Bias is defined as: Any announcement, statement or activity that could alert, sensitize or remind diarykeepers or potential diarykeepers about past, current or future surveys in any way that might affect participation in a current or future survey. Such activities may interfere with the objectivity or conduct of the survey and may take the form of announcements or statements on air, in print, or in any other medium.

Rating Bias activities may take the form of direct survey announcements that are pre-planned, repeated, or stylized, but may also take the form of any activity—including contests or research—if, in Arbitron's opinion, the activity may sensitize listeners to the process of recording listening in diaries. Survey announcements are messages delivered by a radio station in any medium that alert listeners that a survey is, or soon will be, in progress or that emphasize the importance of participation in radio rating surveys, regardless of whether the word "Arbitron" or "diary" is used, and regardless of whether participants are urged to be "honest" or "accurate."

Sourcing of previous survey information in the form of advertising that promotes a station's success in prior surveys, as permitted by contractual agreement with Arbitron, does not constitute Rating Bias. Note, however, that references to a station's performance in prior surveys in the context of appeals for support may, in fact, be violations of Arbitron's guidelines on Rating Bias.

Extemporaneous Comments/Arbitron may cite as Extemporaneous Comments any reference on the air, or in any other medium, that mentions or alludes to a past, current, or future Arbitron survey, diary (ies) or radio ratings in any way that might sensitize diarykeepers to a current or future survey, or that may affect the way diarykeepers report their listening in a current or future survey.

The circumstances surrounding a reference will generally affect Arbitron's decision on whether to cite that reference as Extemporaneous Comments. As the name implies, Extemporaneous Comments are generally one-time-only, spontaneous remarks that may have been intended as humorous. Where warranted, however, Arbitron may cite a reference as a Rating Bias and/or Rating Distortion activity, even if the reference appears to have been a one-time-only, spontaneous, or humorous remark.

Rating Bias/Extemporaneous Comments Violations

Rating Bias Violations or violations cited as Extemporaneous Comments may result in the station's call letters and audience estimates being placed "below-the-line" (as described in "Rating Distortion Violations"); and/or the activity being noted on the cover of the Report and/or in the "Special Notices" section of the Report; and/or placement of a flag in computer media. Notice may also be made for other applicable services. In the event of repeated or serious Rating Bias Violations, as determined by Arbitron, a station's call letters and audience estimates may be delisted in applicable reports and other services.

Media Affiliation

Employees of radio and television stations, and members of their households, are not eligible to participate in Arbitron surveys. If a station employee discovers that a household member has participated—or has agreed to participate—in the survey, Arbitron should be notified immediately. Should a station attempt to contact or influence diarykeepers, Arbitron will take whatever measures are necessary, in Arbitron's opinion, to protect the integrity of its radio audience estimates.

General Information

General information with respect to Rating Distortion and Rating Bias:

- a.** Requests for an inquiry should be in writing, accompanied by evidence such as an air-check recording, direct-mail advertisement, or newspaper clipping. Requests will be accepted up to the day after the last day of the survey and should be addressed to: Radio Special Station Activities Committee, Arbitron Inc., 9705 Patuxent Woods Dr., Columbia, MD 21046-1572.
- b.** The initiation of an inquiry at any time is solely within the discretion of Arbitron.
- c.** Arbitron will review activities conducted at any time (whether or not a survey is in progress) for compliance with these guidelines if, in Arbitron's judgment, the activity has the potential to undermine the credibility of the survey. The same activity could be subject to citation for two or more consecutive surveys, depending on the timing and severity of the activity.
- d.** Activities by stations not meeting Arbitron's Minimum Reporting Standards for a syndicated Market Report may still be subject to citation in any applicable custom report or other Arbitron service.
- e.** Activities noted for one station may also be noted for additional stations on which the specific programming segment was also broadcast because of simulcast, syndication, or network relationships.
- f.** Activities found to be in violation of these guidelines may or may not have actually affected reported listening. Such an effect would be virtually impossible to prove or disprove and Arbitron makes no attempt to do so. Activities violating these guidelines are inherently detrimental to the broadcast, advertising, and audience measurement industries. The fact that such activities occurred undermines confidence in audience estimates.

ARBITRON RESERVES THE RIGHT to use any available means to draw attention to any station activity that, in Arbitron's opinion, has the potential to undermine the credibility of the survey, even though such activity does not meet any of the specific criteria stated above. Arbitron further reserves the right to take other appropriate action depending upon the content, context, frequency, or repetition of the activity.

Industry Statements

"The American Association of Advertising Agencies (AAAA) Media Research Committee opposes any attempt in any medium to distort results of any audience measurement survey... By encouraging daily recording or reporting of radio listening activity, [stations] may be sensitizing the public and thereby contributing to rating distortion or inflation. The AAAA Media Research Committee takes violations of rules against distorting practices, as described by rating services, seriously."

"The Arbitron Radio Advisory Council (ARAC) is very concerned about the continued practice of station activities that are intended to distort ratings data... we strongly recommend that Arbitron take serious action against anyone who violates the accredited standards. Likewise, special treatment should be taken when judging stations that repeatedly break this policy after prior warning."

"The National Association of Broadcasters (NAB) is joined by the Media Rating Council (MRC) in condemning the activities engaged in by some broadcast stations that intentionally distort [or bias] legitimate audience surveys... practices specifically targeting survey respondents severely detract from the reliability and the validity of audience research. Stations that engage in these practices negatively affect the research results, which in turn influences the credibility and value of audience research in an increasingly competitive media marketplace."

"The Radio Advertising Bureau (RAB) GOALS Committee condemns any practices by radio stations designed to intentionally bias or cause distortion of the listening estimates reported by the ratings companies... they harm the credibility and value of the audience research, thereby impairing the ability of advertisers to buy efficiently and intelligently to the detriment of all radio stations... [and] the rating companies have adopted stern policies against these activities."

Notations

Special Notices

The Market

Metro Definition/ The Arbitron radio Metro definition of this market conforms to the Metropolitan Statistical Area implemented by the U.S. Office of Management and Budget in 2003.

Audience trend analyses may be affected by any change in the Metro definition. However, there are no changes in the Metro definition for the reporting periods covered by the Metro Audience Trends section of this report.

Metro Ethnic Controls/ Black and Hispanic Differential Survey Treatments (DST) used in this Metro Survey Area. All Metro counties, including HDBA and/or HDHA splits, receive the same ethnic sampling procedures.

Hispanic persons may be of any race (White; Black; Native American; Eskimo or Aleut; Asian or Pacific Islander). For purposes of Arbitron reports and publications, Hispanic persons that are Black are not included in Black universe estimates. Hispanic persons of all races are included in estimates of Hispanic universes and Hispanic audience estimates.

Survey Procedures

New Response Rate Treatment/Effective with the Winter 2005 survey, all mailable households in the Metro receive a pre-placement letter and premium. All mailable households that are Black or Hispanic or have a young male (M18-24 or M25-34) will also receive a post placement Thank You with a premium.

Language Usage in Hispanic DST Metros/Arbitron collects age, sex and language usage information for each person 12 years of age or older (diarykeeper), if the consenting person in the household identified the household as Hispanic during the diary placement interview. A classification of "Spanish Primary" or "English Primary" is assigned to each diarykeeper of the consenting Hispanic household, based on information obtained at that time or obtained later during the survey process, if necessary.

For this Metro and survey period, the percentages are:

Spanish Primary	English Primary
50%	50%

Language usage percentages for each Hispanic DST Metro are available in the Hispanic Diarykeeper Language Report at <http://www.arbitron.com>. Percentages are posted on the same date that Maximizer radio survey data are released for the corresponding market, as applicable.

Additional Premiums/ Effective Spring 2001, Phase 3, unlisted mailable households within this Metro are sent a premium along with a preplacement letter. In addition, follow-up premiums have been increased for all households in this Metro.

Non-DST Special Treatments/Metro consenting Non-DST households receive additional follow-up calls. Metro consenting Non-Ethnic households receive additional follow-up premiums.

Young Male Differential Survey Treatments (DST)/ Metro consenting Non-Black households with an 18-24 year old Male receive higher diary premiums and additional follow-up calls.

Metro consenting Non-Black households with a 25-34 year old Male receive higher diary premiums and additional follow-up calls.

Metro consenting Black households with an 18-34 year old Male receive higher diary premiums, additional follow-up calls and follow-up premiums.

Metro consenting Non-Black households with an 18-24 year old Male receive additional follow-up premiums.

Metro consenting Non-Black households with a 25-34 year old Male receive additional follow-up premiums.

The Stations

Current Stations, Call Letter Changes and Trend Data/

Current Call Letters	Former Call Letters	Prior Trend Data	On-Air Date/Date of Change
KDAI-FM	KZBA-FM	SP04	11/05/04

Stations are identified in this report under their current call letters; and the audience estimates reflect listening recorded for the current and, if applicable, the former call letters. The Trends section displays trend data pertaining to both the former and the current call letters. Survey dates will be listed in the "Prior Trend Data" column whenever trend information exists for a station that has changed call letters. The date of the call letter change will also be included in order to identify which call letters were in use during a particular survey.

No adjustments are made to the reported estimates for a station that does not broadcast for the entire survey period. Since the time a station is off the air is counted as zero listening in the 12-week average, the reported estimates for a station that is on the air less than the entire survey period could understate the audience for the time the station is on the air.

Simulcasting

Listed below are the dayparts simulcast throughout the survey by the respective simulcast partners. Only the broadcast simulcast daypart(s) is (are) indicated for each simulcast combination.

Users of this report may add the published Average Quarter-Hour persons, ratings and shares in order to obtain the respective combined audience for simulcast partners. Cume estimates are not additive.

Simulcast Stations	Mon-Sun 6A-Mid	Mon-Fri 6A-10A	Mon-Fri 10A-3P	Mon-Fri 3P-7P	Mon-Fri 7P-Mid	Wkd 6A-Mid	Wkd 10A-7P	Sat 6A-10A	Sat 10A-3P	Sat 3P-7P	Sat 7P-Mid	Sun 6A-10A	Sun 10A-3P	Sun 3P-7P	Sun 7P-Mid
KXRS-FM/ KXSB-FM	X	X	X	X	X	X	X	X	X	X	X	X	X	X	X

Target Listener Trends

Persons 12+																				
Monday-Sunday 6AM-MID				Monday-Friday 6AM-10AM				Monday-Friday 10AM-3PM				Monday-Friday 3PM-7PM				Monday-Friday 7PM-MID				
AQH (00)	Cume (00)	AQH Rtg	AQH Shr	AQH (00)	Cume (00)	AQH Rtg	AQH Shr	AQH (00)	Cume (00)	AQH Rtg	AQH Shr	AQH (00)	Cume (00)	AQH Rtg	AQH Shr	AQH (00)	Cume (00)	AQH Rtg	AQH Shr	
KAEH-FM																				
SP '05	22	415	.1	.9	30	210	.2	.8	33	172	.2	1.0	27	190	.2	.9	10	107	.1	.8
WI '05	39	597	.2	1.6	47	279	.3	1.3	44	289	.3	1.3	48	309	.3	1.6	18	204	.1	1.6
FA '04	34	551	.2	1.4	49	252	.3	1.4	41	274	.2	1.2	42	288	.3	1.4	19	167	.1	1.6
SU '04	17	304	.1	.7	28	135	.2	.9	22	174	.1	.7	18	149	.1	.7	7	47		.7
4-Book	28	467	.2	1.2	39	219	.3	1.1	35	227	.2	1.1	34	234	.2	1.2	14	131	.1	1.2
SP '04	17	299	.1	.7	18	130	.1	.5	24	149	.2	.7	25	201	.2	.9	9	73	.1	.8
KATY-FM																				
SP '05	29	475	.2	1.2	35	282	.2	1.0	52	274	.3	1.6	37	256	.2	1.2	7	91		.6
WI '05	25	393	.2	1.0	38	209	.2	1.0	51	206	.3	1.5	29	207	.2	.9	2	45		.2
FA '04	26	421	.2	1.1	37	219	.2	1.1	36	221	.2	1.1	36	262	.2	1.2	13	118	.1	1.1
SU '04	**	**	**	**	**	**	**	**	**	**	**	**	**	**	**	**	**	**	**	**
4-Book	**	**	**	**	**	**	**	**	**	**	**	**	**	**	**	**	**	**	**	**
SP '04	18	328	.1	.8	30	162	.2	.9	28	189	.2	.8	19	160	.1	.7	3	61		.3
KCAL-AM																				
SP '05	15	156	.1	.6	17	87	.1	.5	21	84	.1	.6	20	71	.1	.6	2	35		.2
WI '05	19	273	.1	.8	32	158	.2	.9	31	136	.2	.9	21	154	.1	.7	4	33		.4
FA '04	10	181	.1	.4	20	127	.1	.6	9	78	.1	.3	9	70	.1	.3	10	46	.1	.8
SU '04	**	**	**	**	**	**	**	**	**	**	**	**	**	**	**	**	**	**	**	**
4-Book	**	**	**	**	**	**	**	**	**	**	**	**	**	**	**	**	**	**	**	**
SP '04	11	152	.1	.5	16	78	.1	.5	16	98	.1	.5	5	49		.2	3	20		.3
KCAL-FM																				
SP '05	72	1487	.4	2.9	99	791	.6	2.8	78	646	.5	2.3	101	830	.6	3.2	42	538	.3	3.6
WI '05	85	1728	.5	3.4	112	757	.7	3.1	111	808	.7	3.3	106	1054	.6	3.4	50	514	.3	4.5
FA '04	75	1598	.5	3.1	88	729	.5	2.6	91	809	.5	2.7	93	807	.6	3.1	52	467	.3	4.4
SU '04	84	1452	.5	3.7	116	686	.7	3.6	128	772	.8	3.9	96	822	.6	3.5	35	418	.2	3.4
4-Book	79	1566	.5	3.3	104	741	.6	3.0	102	759	.6	3.1	99	878	.6	3.3	45	484	.3	4.0
SP '04	90	1529	.6	3.8	131	811	.8	3.8	113	766	.7	3.4	121	804	.8	4.3	49	411	.3	4.5
KCXX-FM																				
SP '05	65	1224	.4	2.6	70	544	.4	2.0	73	611	.4	2.2	92	715	.6	2.9	44	459	.3	3.7
WI '05	43	1316	.3	1.7	36	543	.2	1.0	65	713	.4	1.9	63	736	.4	2.0	33	437	.2	3.0
FA '04	49	1122	.3	2.0	64	479	.4	1.9	60	426	.4	1.8	62	554	.4	2.1	29	329	.2	2.4
SU '04	41	1056	.3	1.8	44	427	.3	1.4	52	579	.3	1.6	47	551	.3	1.7	35	319	.2	3.4
4-Book	50	1180	.3	2.0	54	498	.3	1.6	63	582	.4	1.9	66	639	.4	2.2	35	386	.2	3.1
SP '04	34	1075	.2	1.4	38	447	.2	1.1	43	513	.3	1.3	43	557	.3	1.5	24	393	.2	2.2
+KDAI-FM																				
SP '05	37	614	.2	1.5	38	280	.2	1.1	56	326	.3	1.7	50	347	.3	1.6	25	216	.2	2.1
WI '05	12	220	.1	.5	10	66	.1	.3	18	71	.1	.5	16	82	.1	.5	5	62		.5
FA '04	**	**	**	**	**	**	**	**	**	**	**	**	**	**	**	**	**	**	**	**
SU '04	**	**	**	**	**	**	**	**	**	**	**	**	**	**	**	**	**	**	**	**
4-Book	**	**	**	**	**	**	**	**	**	**	**	**	**	**	**	**	**	**	**	**
SP '04	21	260	.1	.9	37	199	.2	1.1	23	157	.1	.7	29	147	.2	1.0	8	100	.1	.7
KDIF-AM																				
SP '05	22	297	.1	.9	47	208	.3	1.3	22	149	.1	.7	19	139	.1	.6	10	86	.1	.8
WI '05	14	205	.1	.6	29	149	.2	.8	26	83	.2	.8	10	75	.1	.3	3	31		.3
FA '04	**	**	**	**	**	**	**	**	**	**	**	**	**	**	**	**	**	**	**	**
SU '04	17	196	.1	.7	28	99	.2	.9	36	108	.2	1.1	9	99	.1	.3	3	27		.3
4-Book	**	**	**	**	**	**	**	**	**	**	**	**	**	**	**	**	**	**	**	**
SP '04	14	249	.1	.6	32	117	.2	.9	24	147	.2	.7	6	86		.2	2	28		.2
KEZY-AM																				
SP '05	14	111	.1	.6	17	59	.1	.5	20	48	.1	.6	13	48	.1	.4	10	42	.1	.8
WI '05	29	223	.2	1.2	32	120	.2	.9	35	134	.2	1.0	33	113	.2	1.1	20	86	.1	1.8
FA '04	14	135	.1	.6	22	82	.1	.6	19	96	.1	.6	22	78	.1	.7	5	42		.4
SU '04	18	103	.1	.8	29	72	.2	.9	32	84	.2	1.0	13	79	.1	.5	7	37		.7
4-Book	19	143	.1	.8	25	83	.2	.7	27	91	.2	.8	20	80	.1	.7	11	52	.1	.9
SP '04	**	**	**	**	**	**	**	**	**	**	**	**	**	**	**	**	**	**	**	**

** Station(s) not reported this survey.

* Listener estimates adjusted for reported broadcast schedule.

+ Station(s) changed call letters - see Page 13.

4-Book: Avg. of current and previous 3 surveys.
2-Book: Avg. of most recent 2 surveys.

Target Listener Trends

Persons 12+																				
Monday-Sunday 6AM-MID				Monday-Friday 6AM-10AM				Monday-Friday 10AM-3PM				Monday-Friday 3PM-7PM				Monday-Friday 7PM-MID				
AQH (00)	Cume (00)	AQH Rtg	AQH Shr	AQH (00)	Cume (00)	AQH Rtg	AQH Shr	AQH (00)	Cume (00)	AQH Rtg	AQH Shr	AQH (00)	Cume (00)	AQH Rtg	AQH Shr	AQH (00)	Cume (00)	AQH Rtg	AQH Shr	
KFRG-FM																				
SP '05	135	2077	.8	5.4	197	1127	1.2	5.6	187	1213	1.1	5.6	183	1264	1.1	5.8	44	491	.3	3.7
WI '05	131	2135	.8	5.3	206	1238	1.2	5.7	175	1050	1.1	5.2	169	1315	1.0	5.5	47	517	.3	4.3
FA '04	157	2043	.9	6.5	239	1249	1.4	6.9	261	1199	1.6	7.7	179	1245	1.1	6.0	53	518	.3	4.4
SU '04	138	2120	.9	6.1	210	1151	1.3	6.5	197	1207	1.3	5.9	158	1270	1.0	5.8	45	568	.3	4.4
4-Book	140	2094	.9	5.8	213	1191	1.3	6.2	205	1167	1.3	6.1	172	1274	1.1	5.8	47	524	.3	4.2
SP '04	144	2103	.9	6.1	195	1106	1.2	5.7	217	1176	1.4	6.5	171	1241	1.1	6.1	48	525	.3	4.4
KGGI-FM																				
SP '05	188	3634	1.1	7.6	246	1863	1.5	6.9	200	1749	1.2	6.0	232	2008	1.4	7.3	133	1431	.8	11.3
WI '05	170	3513	1.0	6.9	216	1783	1.3	5.9	184	1559	1.1	5.5	229	2055	1.4	7.4	103	1192	.6	9.3
FA '04	177	3439	1.1	7.3	213	1737	1.3	6.2	180	1721	1.1	5.3	240	1968	1.4	8.1	123	1373	.7	10.3
SU '04	149	3261	.9	6.5	160	1444	1.0	5.0	209	1864	1.3	6.3	187	1874	1.2	6.9	91	1173	.6	9.0
4-Book	171	3462	1.0	7.1	209	1707	1.3	6.0	193	1723	1.2	5.8	222	1976	1.4	7.4	113	1292	.7	10.0
SP '04	125	3157	.8	5.3	149	1560	.9	4.3	115	1370	.7	3.5	152	1731	1.0	5.4	98	1170	.6	8.9
KOLA-FM																				
SP '05	98	1876	.6	4.0	130	899	.8	3.7	164	1049	1.0	4.9	109	843	.7	3.5	32	405	.2	2.7
WI '05	113	1696	.7	4.6	146	890	.9	4.0	195	1026	1.2	5.8	140	996	.8	4.5	31	358	.2	2.8
FA '04	81	1429	.5	3.4	127	659	.8	3.7	127	755	.8	3.8	99	793	.6	3.3	25	315	.2	2.1
SU '04	102	1704	.6	4.5	127	802	.8	4.0	174	972	1.1	5.3	126	972	.8	4.6	30	468	.2	3.0
4-Book	99	1676	.6	4.1	133	813	.8	3.9	165	951	1.0	5.0	119	901	.7	4.0	30	387	.2	2.7
SP '04	113	1777	.7	4.8	140	867	.9	4.1	207	814	1.3	6.2	130	950	.8	4.6	28	437	.2	2.6
KTDD-AM																				
SP '05	27	216	.2	1.1	55	131	.3	1.6	43	172	.3	1.3	18	132	.1	.6	6	72		.5
WI '05	16	214	.1	.6	24	140	.1	.7	28	174	.2	.8	14	124	.1	.5	4	45		.4
FA '04	10	203	.1	.4	14	129	.1	.4	13	101	.1	.4	14	121	.1	.5	4	44		.3
SU '04	20	330	.1	.9	34	174	.2	1.1	28	233	.2	.8	18	128	.1	.7	8	60	.1	.8
4-Book	18	241	.1	.8	32	144	.2	1.0	28	170	.2	.8	16	126	.1	.6	6	55		.5
SP '04	21	336	.1	.9	33	173	.2	1.0	37	204	.2	1.1	25	196	.2	.9	3	53		.3
KWIE-FM																				
SP '05	101	2128	.6	4.1	102	1017	.6	2.9	116	1092	.7	3.5	138	1245	.8	4.4	74	841	.4	6.3
WI '05	88	1925	.5	3.6	116	1041	.7	3.2	87	855	.5	2.6	116	1176	.7	3.8	61	810	.4	5.5
FA '04	73	1820	.4	3.0	62	847	.4	1.8	67	907	.4	2.0	107	1056	.6	3.6	67	659	.4	5.6
SU '04	95	1810	.6	4.2	101	878	.6	3.1	121	972	.8	3.7	114	1096	.7	4.2	66	669	.4	6.5
4-Book	89	1921	.5	3.7	95	946	.6	2.8	98	957	.6	3.0	119	1143	.7	4.0	67	745	.4	6.0
SP '04	97	1705	.6	4.1	100	920	.6	2.9	108	866	.7	3.2	135	1102	.9	4.8	79	742	.5	7.2
KXRS-FM																				
SP '05	24	267	.1	1.0	33	153	.2	.9	34	119	.2	1.0	28	139	.2	.9	15	107	.1	1.3
WI '05	7	201		.3	9	63	.1	.2	9	97	.1	.3	10	60	.1	.3	5	55		.5
FA '04	11	218	.1	.5	16	108	.1	.5	21	110	.1	.6	6	76		.2	5	96		.4
SU '04	14	181	.1	.6	29	92	.2	.9	19	65	.1	.6	11	82	.1	.4	7	60		.7
4-Book	14	217	.1	.6	22	104	.2	.6	21	98	.1	.6	14	89	.1	.5	8	80		.7
SP '04	13	215	.1	.6	19	101	.1	.6	21	103	.1	.6	11	89	.1	.4	7	84		.6
KXSB-FM																				
SP '05	57	687	.3	2.3	69	337	.4	1.9	96	353	.6	2.9	77	403	.5	2.4	27	180	.2	2.3
WI '05	41	662	.2	1.7	54	274	.3	1.5	64	381	.4	1.9	43	365	.3	1.4	13	161	.1	1.2
FA '04	42	677	.3	1.7	67	372	.4	1.9	66	408	.4	2.0	37	330	.2	1.2	14	191	.1	1.2
SU '04	45	581	.3	2.0	68	302	.4	2.1	76	298	.5	2.3	35	238	.2	1.3	19	155	.1	1.9
4-Book	46	652	.3	1.9	65	321	.4	1.9	76	360	.5	2.3	48	334	.3	1.6	18	172	.1	1.7
SP '04	31	537	.2	1.3	38	266	.2	1.1	51	272	.3	1.5	27	229	.2	1.0	16	147	.1	1.5
KABC-AM																				
SP '05	21	327	.1	.8	9	106	.1	.3	45	209	.3	1.3	38	173	.2	1.2	13	71	.1	1.1
WI '05	10	228	.1	.4	16	79	.1	.4	19	146	.1	.6	13	82	.1	.4	2	36		.2
FA '04	22	360	.1	.9	20	128	.1	.6	66	262	.4	2.0	17	138	.1	.6	6	76		.5
SU '04	12	231	.1	.5	13	90	.1	.4	26	113	.2	.8	11	90	.1	.4	9	59	.1	.9
4-Book	16	287	.1	.7	15	101	.1	.4	39	183	.3	1.2	20	121	.1	.7	8	61	.1	.7
SP '04	18	282	.1	.8	25	96	.2	.7	49	216	.3	1.5	18	122	.1	.6	3	37		.3

Target Listener Trends - Persons 12+

** Station(s) not reported this survey.

* Listener estimates adjusted for reported broadcast schedule.

+ Station(s) changed call letters - see Page 13.

4-Book: Avg. of current and previous 3 surveys.
2-Book: Avg. of most recent 2 surveys.

Target Listener Trends

Persons 12+																				
Monday-Sunday 6AM-MID				Monday-Friday 6AM-10AM				Monday-Friday 10AM-3PM				Monday-Friday 3PM-7PM				Monday-Friday 7PM-MID				
AQH (00)	Cume (00)	AQH Rtg	AQH Shr	AQH (00)	Cume (00)	AQH Rtg	AQH Shr	AQH (00)	Cume (00)	AQH Rtg	AQH Shr	AQH (00)	Cume (00)	AQH Rtg	AQH Shr	AQH (00)	Cume (00)	AQH Rtg	AQH Shr	
KBIG-FM																				
SP '05	40	804	.2	1.6	57	375	.3	1.6	71	394	.4	2.1	51	387	.3	1.6	10	145	.1	.8
WI '05	34	764	.2	1.4	52	344	.3	1.4	59	340	.4	1.8	38	387	.2	1.2	13	174	.1	1.2
FA '04	19	617	.1	.8	26	265	.2	.8	26	279	.2	.8	20	226	.1	.7	7	105		.6
SU '04	37	727	.2	1.6	48	312	.3	1.5	77	386	.5	2.3	33	292	.2	1.2	15	163	.1	1.5
4-Book	33	728	.2	1.4	46	324	.3	1.3	58	350	.4	1.8	36	323	.2	1.2	11	147	.1	1.0
SP '04	33	733	.2	1.4	45	291	.3	1.3	53	360	.3	1.6	45	403	.3	1.6	16	202	.1	1.5
KCBS-FM																				
SP '05	68	1343	.4	2.7	83	568	.5	2.3	97	686	.6	2.9	84	749	.5	2.7	23	342	.1	2.0
WI '05	45	1061	.3	1.8	54	345	.3	1.5	70	479	.4	2.1	55	551	.3	1.8	22	251	.1	2.0
FA '04	53	1035	.3	2.2	80	413	.5	2.3	104	523	.6	3.1	67	611	.4	2.2	8	196		.7
SU '04	53	1069	.3	2.3	65	430	.4	2.0	84	554	.5	2.5	64	590	.4	2.4	20	251	.1	2.0
4-Book	55	1127	.3	2.3	71	439	.4	2.0	89	561	.5	2.7	68	625	.4	2.3	18	260	.1	1.7
SP '04	43	1019	.3	1.8	43	404	.3	1.2	68	481	.4	2.0	68	558	.4	2.4	18	227	.1	1.6
KFI -AM																				
SP '05	159	1941	1.0	6.4	306	1236	1.8	8.6	236	1166	1.4	7.0	211	1043	1.3	6.7	54	412	.3	4.6
WI '05	174	2166	1.0	7.1	287	1320	1.7	7.9	261	1267	1.6	7.8	231	1246	1.4	7.5	80	389	.5	7.2
FA '04	143	2002	.9	5.9	263	1230	1.6	7.6	236	1283	1.4	7.0	165	1085	1.0	5.5	52	473	.3	4.4
SU '04	136	1817	.9	6.0	247	1193	1.6	7.7	212	1188	1.3	6.4	192	898	1.2	7.1	50	312	.3	4.9
4-Book	153	1982	1.0	6.4	276	1245	1.7	8.0	236	1226	1.4	7.1	200	1068	1.2	6.7	59	397	.4	5.3
SP '04	154	1736	1.0	6.5	271	1150	1.7	7.9	260	1122	1.7	7.8	189	993	1.2	6.7	56	449	.4	5.1
KFVB-AM																				
SP '05	9	286	.1	.4	10	134	.1	.3	10	156	.1	.3	18	170	.1	.6	4	60		.3
WI '05	**	**	**	**	**	**	**	**	**	**	**	**	**	**	**	**	**	**	**	**
FA '04	9	320	.1	.4	9	101	.1	.3	12	173	.1	.4	16	143	.1	.5	2	25		.2
SU '04	9	287	.1	.4	15	143	.1	.5	8	115	.1	.2	20	177	.1	.7	5	66		.5
4-Book	**	**	**	**	**	**	**	**	**	**	**	**	**	**	**	**	**	**	**	**
SP '04	8	281	.1	.3	15	132	.1	.4	8	83	.1	.2	9	105	.1	.3	5	41		.5
KHHT-FM																				
SP '05	58	1034	.3	2.3	67	496	.4	1.9	75	515	.5	2.2	77	615	.5	2.4	41	365	.2	3.5
WI '05	64	1177	.4	2.6	85	527	.5	2.3	83	507	.5	2.5	90	583	.5	2.9	39	371	.2	3.5
FA '04	68	1208	.4	2.8	67	534	.4	1.9	80	691	.5	2.4	79	642	.5	2.7	46	404	.3	3.8
SU '04	52	1104	.3	2.3	60	481	.4	1.9	79	629	.5	2.4	51	494	.3	1.9	43	374	.3	4.2
4-Book	61	1131	.4	2.5	70	510	.4	2.0	79	586	.5	2.4	74	584	.5	2.5	42	379	.3	3.8
SP '04	48	1249	.3	2.0	63	565	.4	1.8	59	540	.4	1.8	54	560	.3	1.9	30	356	.2	2.7
KIIS-FM																				
SP '05	82	1991	.5	3.3	114	1020	.7	3.2	89	882	.5	2.7	111	1108	.7	3.5	42	582	.3	3.6
WI '05	61	1857	.4	2.5	83	894	.5	2.3	78	803	.5	2.3	79	924	.5	2.6	30	386	.2	2.7
FA '04	52	1725	.3	2.2	67	776	.4	1.9	45	759	.3	1.3	82	949	.5	2.8	35	526	.2	2.9
SU '04	59	1838	.4	2.6	65	743	.4	2.0	70	895	.4	2.1	88	1054	.6	3.2	41	619	.3	4.0
4-Book	64	1853	.4	2.7	82	858	.5	2.4	71	835	.4	2.1	90	1009	.6	3.0	37	528	.3	3.3
SP '04	65	1776	.4	2.8	96	839	.6	2.8	58	752	.4	1.7	88	900	.6	3.1	39	520	.2	3.6
KBBT-FM																				
SP '05	38	1193	.2	1.5	63	517	.4	1.8	36	492	.2	1.1	45	581	.3	1.4	24	316	.1	2.0
WI '05	53	1242	.3	2.2	120	711	.7	3.3	39	384	.2	1.2	58	544	.3	1.9	22	284	.1	2.0
FA '04	50	1299	.3	2.1	100	616	.6	2.9	40	602	.2	1.2	64	651	.4	2.1	31	439	.2	2.6
SU '04	43	1238	.3	1.9	69	443	.4	2.1	57	681	.4	1.7	48	530	.3	1.8	24	357	.2	2.4
4-Book	46	1243	.3	1.9	88	572	.5	2.5	43	540	.3	1.3	54	577	.3	1.8	25	349	.2	2.3
SP '04	55	1288	.4	2.3	87	684	.6	2.5	56	492	.4	1.7	79	710	.5	2.8	31	425	.2	2.8
KLAC-AM																				
SP '05	9	251	.1	.4	11	101	.1	.3	23	137	.1	.7	11	120	.1	.3	1	41		.1
WI '05	12	255	.1	.5	13	94	.1	.4	19	109	.1	.6	26	174	.2	.8	3	55		.3
FA '04	11	252	.1	.5	11	101	.1	.3	27	145	.2	.8	11	92	.1	.4	3	67		.3
SU '04	**	**	**	**	**	**	**	**	**	**	**	**	**	**	**	**	**	**	**	**
4-Book	**	**	**	**	**	**	**	**	**	**	**	**	**	**	**	**	**	**	**	**
SP '04	10	311	.1	.4	10	112	.1	.3	20	153	.1	.6	13	124	.1	.5	4	96		.4

** Station(s) not reported this survey.

* Listener estimates adjusted for reported broadcast schedule.

+ Station(s) changed call letters - see Page 13.

4-Book: Avg. of current and previous 3 surveys.
2-Book: Avg. of most recent 2 surveys.

Target Listener Trends

	Persons 12+																			
	Monday-Sunday 6AM-MID				Monday-Friday 6AM-10AM				Monday-Friday 10AM-3PM				Monday-Friday 3PM-7PM				Monday-Friday 7PM-MID			
	AQH (00)	Cume (00)	AQH Rtg	AQH Shr	AQH (00)	Cume (00)	AQH Rtg	AQH Shr	AQH (00)	Cume (00)	AQH Rtg	AQH Shr	AQH (00)	Cume (00)	AQH Rtg	AQH Shr	AQH (00)	Cume (00)	AQH Rtg	AQH Shr
KLAX-FM																				
SP '05	36	700	.2	1.5	68	391	.4	1.9	46	306	.3	1.4	33	317	.2	1.0	12	127	.1	1.0
WI '05	27	542	.2	1.1	54	258	.3	1.5	31	289	.2	.9	38	321	.2	1.2	7	98		.6
FA '04	22	468	.1	.9	26	167	.2	.8	23	197	.1	.7	30	237	.2	1.0	14	115	.1	1.2
SU '04	39	654	.2	1.7	67	342	.4	2.1	40	289	.3	1.2	44	270	.3	1.6	17	155	.1	1.7
4-Book	31	591	.2	1.3	54	290	.3	1.6	35	270	.2	1.1	36	286	.2	1.2	13	124	.1	1.1
SP '04	58	830	.4	2.5	122	495	.8	3.5	65	462	.4	2.0	59	338	.4	2.1	18	201	.1	1.6
KLOS-FM																				
SP '05	53	929	.3	2.1	115	559	.7	3.2	73	410	.4	2.2	63	536	.4	2.0	15	185	.1	1.3
WI '05	59	1086	.4	2.4	128	588	.8	3.5	73	456	.4	2.2	70	533	.4	2.3	27	199	.2	2.4
FA '04	46	949	.3	1.9	94	528	.6	2.7	72	423	.4	2.1	54	445	.3	1.8	12	150	.1	1.0
SU '04	42	964	.3	1.8	106	459	.7	3.3	52	363	.3	1.6	36	316	.2	1.3	11	164	.1	1.1
4-Book	50	982	.3	2.1	111	534	.7	3.2	68	413	.4	2.0	56	458	.3	1.9	16	175	.1	1.5
SP '04	49	1092	.3	2.1	121	622	.8	3.5	55	453	.4	1.7	62	511	.4	2.2	11	181	.1	1.0
KLSX-FM																				
SP '05	40	608	.2	1.6	90	364	.5	2.5	81	316	.5	2.4	39	243	.2	1.2	8	82		.7
WI '05	53	745	.3	2.2	111	388	.7	3.1	77	373	.5	2.3	97	465	.6	3.1	13	167	.1	1.2
FA '04	68	868	.4	2.8	146	474	.9	4.2	112	454	.7	3.3	106	553	.6	3.6	18	135	.1	1.5
SU '04	34	570	.2	1.5	70	338	.4	2.2	67	316	.4	2.0	51	269	.3	1.9	4	81		.4
4-Book	49	698	.3	2.0	104	391	.6	3.0	84	365	.5	2.5	73	383	.4	2.5	11	116	.1	1.0
SP '04	48	642	.3	2.0	104	331	.7	3.0	68	319	.4	2.0	76	410	.5	2.7	13	131	.1	1.2
KLVE-FM																				
SP '05	86	1322	.5	3.5	121	739	.7	3.4	109	698	.7	3.3	90	666	.5	2.9	65	555	.4	5.5
WI '05	68	1386	.4	2.8	87	548	.5	2.4	91	711	.5	2.7	66	597	.4	2.1	41	420	.2	3.7
FA '04	91	1528	.5	3.8	116	635	.7	3.4	131	769	.8	3.9	93	723	.6	3.1	56	511	.3	4.7
SU '04	67	1018	.4	2.9	93	520	.6	2.9	97	584	.6	2.9	77	470	.5	2.8	39	350	.2	3.8
4-Book	78	1314	.5	3.3	104	611	.6	3.0	107	691	.7	3.2	82	614	.5	2.7	50	459	.3	4.4
SP '04	66	1245	.4	2.8	94	582	.6	2.7	93	592	.6	2.8	80	610	.5	2.8	35	438	.2	3.2
KLYY-FM																				
SP '05	97	1493	.6	3.9	114	710	.7	3.2	167	814	1.0	5.0	134	745	.8	4.2	22	366	.1	1.9
WI '05	122	1765	.7	5.0	150	833	.9	4.1	198	1150	1.2	5.9	132	850	.8	4.3	41	402	.2	3.7
FA '04	71	1438	.4	2.9	65	598	.4	1.9	117	750	.7	3.5	69	650	.4	2.3	56	468	.3	4.7
SU '04	89	1459	.6	3.9	87	606	.6	2.7	158	902	1.0	4.8	100	713	.6	3.7	32	341	.2	3.2
4-Book	95	1539	.6	3.9	104	687	.7	3.0	160	904	1.0	4.8	109	740	.7	3.6	38	394	.2	3.4
SP '04	123	1776	.8	5.2	124	786	.8	3.6	235	1140	1.5	7.1	127	864	.8	4.5	47	495	.3	4.3
KMXE-AM																				
SP '05	13	153	.1	.5	20	81	.1	.6	23	74	.1	.7	19	77	.1	.6	3	40		.3
WI '05	**	**	**	**	**	**	**	**	**	**	**	**	**	**	**	**	**	**	**	**
FA '04	29	242	.2	1.2	38	154	.2	1.1	47	182	.3	1.4	35	142	.2	1.2	19	89	.1	1.6
SU '04	**	**	**	**	**	**	**	**	**	**	**	**	**	**	**	**	**	**	**	**
4-Book	**	**	**	**	**	**	**	**	**	**	**	**	**	**	**	**	**	**	**	**
SP '04	9	135	.1	.4	16	85	.1	.5	16	89	.1	.5	12	47	.1	.4	4	25		.4
KMZT-FM																				
SP '05	13	306	.1	.5	12	143	.1	.3	21	179	.1	.6	17	151	.1	.5	6	83		.5
WI '05	16	279	.1	.6	16	72	.1	.4	31	150	.2	.9	23	128	.1	.7	5	67		.5
FA '04	17	331	.1	.7	17	157	.1	.5	30	138	.2	.9	22	201	.1	.7	5	58		.4
SU '04	22	356	.1	1.0	47	181	.3	1.5	23	172	.1	.7	19	141	.1	.7	11	108	.1	1.1
4-Book	17	318	.1	.7	23	138	.2	.7	26	160	.2	.8	20	155	.1	.7	7	79		.6
SP '04	24	422	.2	1.0	29	151	.2	.8	47	232	.3	1.4	26	248	.2	.9	4	57		.4
KNX -AM																				
SP '05	31	767	.2	1.3	50	359	.3	1.4	31	327	.2	.9	50	315	.3	1.6	15	130	.1	1.3
WI '05	36	947	.2	1.5	51	398	.3	1.4	37	453	.2	1.1	51	497	.3	1.7	24	169	.1	2.2
FA '04	31	784	.2	1.3	60	387	.4	1.7	37	351	.2	1.1	43	405	.3	1.4	10	163	.1	.8
SU '04	31	800	.2	1.4	60	431	.4	1.9	34	411	.2	1.0	41	390	.3	1.5	9	194	.1	.9
4-Book	32	825	.2	1.4	55	394	.4	1.6	35	386	.2	1.0	46	402	.3	1.6	15	164	.1	1.3
SP '04	30	917	.2	1.3	65	505	.4	1.9	35	443	.2	1.1	38	433	.2	1.3	9	197	.1	.8

Target Listener Trends - Persons 12+

** Station(s) not reported this survey.

* Listener estimates adjusted for reported broadcast schedule.

+ Station(s) changed call letters - see Page 13.

4-Book: Avg. of current and previous 3 surveys.
2-Book: Avg. of most recent 2 surveys.

Target Listener Trends

Persons 12+																				
Monday-Sunday 6AM-MID				Monday-Friday 6AM-10AM				Monday-Friday 10AM-3PM				Monday-Friday 3PM-7PM				Monday-Friday 7PM-MID				
AQH (00)	Cume (00)	AQH Rtg	AQH Shr	AQH (00)	Cume (00)	AQH Rtg	AQH Shr	AQH (00)	Cume (00)	AQH Rtg	AQH Shr	AQH (00)	Cume (00)	AQH Rtg	AQH Shr	AQH (00)	Cume (00)	AQH Rtg	AQH Shr	
KOST-FM																				
SP '05	64	1356	.4	2.6	71	548	.4	2.0	92	641	.6	2.7	82	625	.5	2.6	43	422	.3	3.7
WI '05	51	1208	.3	2.1	65	523	.4	1.8	85	573	.5	2.5	58	624	.3	1.9	24	271	.1	2.2
FA '04	71	1348	.4	2.9	92	716	.6	2.7	100	676	.6	3.0	91	591	.5	3.1	30	335	.2	2.5
SU '04	65	1027	.4	2.9	79	547	.5	2.5	111	573	.7	3.3	94	561	.6	3.5	25	291	.2	2.5
4-Book	63	1235	.4	2.6	77	584	.5	2.3	97	616	.6	2.9	81	600	.5	2.8	31	330	.2	2.7
SP '04	54	1077	.3	2.3	61	447	.4	1.8	87	484	.6	2.6	68	457	.4	2.4	31	230	.2	2.8
KPLM-FM																				
SP '05	10	224	.1	.4	17	140	.1	.5	17	126	.1	.5	12	115	.1	.4	1	37		.1
WI '05	9	138	.1	.4	15	82	.1	.4	10	50	.1	.3	15	107	.1	.5	3	29		.3
FA '04	**	**	**	**	**	**	**	**	**	**	**	**	**	**	**	**	**	**	**	**
SU '04	**	**	**	**	**	**	**	**	**	**	**	**	**	**	**	**	**	**	**	**
4-Book	**	**	**	**	**	**	**	**	**	**	**	**	**	**	**	**	**	**	**	**
SP '04	15	155	.1	.6	16	41	.1	.5	21	90	.1	.6	18	97	.1	.6	11	54	.1	1.0
KPWR-FM																				
SP '05	44	1243	.3	1.8	58	517	.3	1.6	54	562	.3	1.6	55	691	.3	1.7	27	493	.2	2.3
WI '05	44	1168	.3	1.8	72	512	.4	2.0	51	426	.3	1.5	62	640	.4	2.0	20	348	.1	1.8
FA '04	43	1295	.3	1.8	61	667	.4	1.8	38	616	.2	1.1	63	666	.4	2.1	29	444	.2	2.4
SU '04	37	1263	.2	1.6	49	449	.3	1.5	40	538	.3	1.2	53	655	.3	1.9	22	416	.1	2.2
4-Book	42	1242	.3	1.8	60	536	.4	1.7	46	536	.3	1.4	58	663	.4	1.9	25	425	.2	2.2
SP '04	35	1225	.2	1.5	50	453	.3	1.5	35	462	.2	1.1	41	576	.3	1.5	30	359	.2	2.7
KRCV-FM																				
SP '05	11	251	.1	.4	14	108	.1	.4	21	158	.1	.6	9	119	.1	.3	3	50		.3
WI '05	9	141	.1	.4	18	74	.1	.5	14	69	.1	.4	9	73	.1	.3	6	40		.5
FA '04	**	**	**	**	**	**	**	**	**	**	**	**	**	**	**	**	**	**	**	**
SU '04	14	146	.1	.6	25	93	.2	.8	22	92	.1	.7	12	45	.1	.4	7	49		.7
4-Book	**	**	**	**	**	**	**	**	**	**	**	**	**	**	**	**	**	**	**	**
SP '04	8	181	.1	.3	8	85	.1	.2	12	80	.1	.4	10	89	.1	.4	7	45		.6
KROQ-FM																				
SP '05	31	1082	.2	1.3	46	454	.3	1.3	34	471	.2	1.0	47	508	.3	1.5	17	346	.1	1.4
WI '05	49	1117	.3	2.0	67	557	.4	1.8	57	494	.3	1.7	66	650	.4	2.1	30	336	.2	2.7
FA '04	44	1046	.3	1.8	73	556	.4	2.1	62	473	.4	1.8	52	524	.3	1.7	26	237	.2	2.2
SU '04	46	1107	.3	2.0	61	449	.4	1.9	57	499	.4	1.7	58	614	.4	2.1	21	293	.1	2.1
4-Book	43	1088	.3	1.8	62	504	.4	1.8	53	484	.3	1.6	56	574	.4	1.9	24	303	.2	2.1
SP '04	41	1023	.3	1.7	53	456	.3	1.5	58	504	.4	1.7	50	505	.3	1.8	30	358	.2	2.7
KRTH-FM																				
SP '05	27	779	.2	1.1	37	291	.2	1.0	38	349	.2	1.1	30	330	.2	1.0	8	144		.7
WI '05	28	888	.2	1.1	29	332	.2	.8	51	418	.3	1.5	31	374	.2	1.0	10	203	.1	.9
FA '04	24	827	.1	1.0	30	323	.2	.9	26	326	.2	.8	31	356	.2	1.0	13	175	.1	1.1
SU '04	39	998	.2	1.7	46	397	.3	1.4	55	459	.4	1.7	48	403	.3	1.8	14	195	.1	1.4
4-Book	30	873	.2	1.2	36	336	.2	1.0	43	388	.3	1.3	35	366	.2	1.2	11	179	.1	1.0
SP '04	29	899	.2	1.2	38	332	.2	1.1	35	377	.2	1.1	39	392	.2	1.4	8	141	.1	.7
KSCA-FM																				
SP '05	72	1015	.4	2.9	148	698	.9	4.2	72	483	.4	2.2	102	516	.6	3.2	31	206	.2	2.6
WI '05	74	1148	.4	3.0	176	682	1.1	4.8	83	614	.5	2.5	79	475	.5	2.6	18	197	.1	1.6
FA '04	83	1121	.5	3.4	177	667	1.1	5.1	118	607	.7	3.5	69	409	.4	2.3	27	268	.2	2.3
SU '04	65	941	.4	2.9	154	583	1.0	4.8	90	534	.6	2.7	58	381	.4	2.1	15	163	.1	1.5
4-Book	74	1056	.4	3.1	164	658	1.0	4.7	91	560	.6	2.7	77	445	.5	2.6	23	209	.2	2.0
SP '04	61	1001	.4	2.6	159	643	1.0	4.6	69	471	.4	2.1	45	384	.3	1.6	11	133	.1	1.0
KSSE-FM																				
SP '05	22	441	.1	.9	43	227	.3	1.2	30	171	.2	.9	29	208	.2	.9	7	92		.6
WI '05	18	448	.1	.7	30	211	.2	.8	26	235	.2	.8	23	215	.1	.7	8	111		.7
FA '04	15	429	.1	.6	28	193	.2	.8	19	192	.1	.6	19	201	.1	.6	6	76		.5
SU '04	21	449	.1	.9	30	235	.2	.9	25	222	.2	.8	28	247	.2	1.0	12	125	.1	1.2
4-Book	19	442	.1	.8	33	217	.2	.9	25	205	.2	.8	25	218	.2	.8	8	101		.8
SP '04	22	428	.1	.9	32	201	.2	.9	36	186	.2	1.1	24	191	.2	.9	7	154		.6

** Station(s) not reported this survey.

* Listener estimates adjusted for reported broadcast schedule.

+ Station(s) changed call letters - see Page 13.

4-Book: Avg. of current and previous 3 surveys.
2-Book: Avg. of most recent 2 surveys.

Target Listener Trends

Persons 12+																				
Monday-Sunday 6AM-MID				Monday-Friday 6AM-10AM				Monday-Friday 10AM-3PM				Monday-Friday 3PM-7PM				Monday-Friday 7PM-MID				
AQH (00)	Cume (00)	AQH Rtg	AQH Shr	AQH (00)	Cume (00)	AQH Rtg	AQH Shr	AQH (00)	Cume (00)	AQH Rtg	AQH Shr	AQH (00)	Cume (00)	AQH Rtg	AQH Shr	AQH (00)	Cume (00)	AQH Rtg	AQH Shr	
KTWV-FM																				
SP '05	42	705	.3	1.7	56	351	.3	1.6	58	361	.3	1.7	61	427	.4	1.9	13	174	.1	1.1
WI '05	65	905	.4	2.6	83	427	.5	2.3	117	453	.7	3.5	87	529	.5	2.8	25	275	.2	2.3
FA '04	61	895	.4	2.5	85	470	.5	2.5	101	438	.6	3.0	82	457	.5	2.8	22	247	.1	1.8
SU '04	66	971	.4	2.9	65	433	.4	2.0	110	583	.7	3.3	87	577	.6	3.2	24	290	.2	2.4
4-Book	59	869	.4	2.4	72	420	.4	2.1	97	459	.6	2.9	79	498	.5	2.7	21	247	.2	1.9
SP '04	49	774	.3	2.1	57	348	.4	1.7	71	354	.5	2.1	49	346	.3	1.7	30	155	.2	2.7
KWVE-FM																				
SP '05	24	533	.1	1.0	51	341	.3	1.4	27	267	.2	.8	35	297	.2	1.1	5	106		.4
WI '05	48	712	.3	1.9	73	417	.4	2.0	49	358	.3	1.5	59	324	.4	1.9	26	186	.2	2.4
FA '04	39	700	.2	1.6	55	379	.3	1.6	48	382	.3	1.4	47	390	.3	1.6	20	187	.1	1.7
SU '04	35	608	.2	1.5	71	338	.5	2.2	43	244	.3	1.3	40	324	.3	1.5	15	180	.1	1.5
4-Book	37	638	.2	1.5	63	369	.4	1.8	42	313	.3	1.3	45	334	.3	1.5	17	165	.1	1.5
SP '04	41	694	.3	1.7	77	391	.5	2.2	48	288	.3	1.4	45	346	.3	1.6	16	133	.1	1.5
KYSR-FM																				
SP '05	11	332	.1	.4	16	142	.1	.5	15	169	.1	.4	14	191	.1	.4	7	88		.6
WI '05	15	454	.1	.6	25	190	.2	.7	18	228	.1	.5	23	228	.1	.7	5	87		.5
FA '04	10	323	.1	.4	15	176	.1	.4	13	140	.1	.4	15	146	.1	.5	4	69		.3
SU '04	16	445	.1	.7	11	118	.1	.3	21	202	.1	.6	16	207	.1	.6	6	91		.6
4-Book	13	389	.1	.5	17	157	.1	.5	17	185	.1	.5	17	193	.1	.6	6	84		.5
SP '04	14	442	.1	.6	27	216	.2	.8	21	164	.1	.6	12	175	.1	.4	6	98		.5
KZLA-FM																				
SP '05	20	532	.1	.8	24	239	.1	.7	27	264	.2	.8	28	301	.2	.9	6	99		.5
WI '05	20	691	.1	.8	26	332	.2	.7	20	220	.1	.6	28	349	.2	.9	7	159		.6
FA '04	22	537	.1	.9	35	230	.2	1.0	37	261	.2	1.1	28	334	.2	.9	4	117		.3
SU '04	21	616	.1	.9	20	226	.1	.6	28	310	.2	.8	28	307	.2	1.0	10	132	.1	1.0
4-Book	21	594	.1	.9	26	257	.2	.8	28	264	.2	.8	28	323	.2	.9	7	127		.6
SP '04	28	611	.2	1.2	37	275	.2	1.1	49	289	.3	1.5	39	328	.2	1.4	7	138		.6
TOTALS																				
SP '05	2479	15507	14.9		3543	12765	21.3		3348	11980	20.1		3157	12832	19.0		1178	8064	7.1	
WI '05	2464	15602	14.8		3637	12870	21.8		3337	11837	20.0		3083	12660	18.5		1105	7272	6.6	
FA '04	2413	15582	14.5		3445	12787	20.7		3372	11946	20.2		2979	12586	17.9		1195	7706	7.2	
SU '04	2275	14671	14.5		3213	11629	20.5		3314	11712	21.1		2723	11711	17.3		1015	7314	6.5	
4-Book	2408	15341	14.7		3460	12513	21.1		3343	11869	20.4		2986	12447	18.2		1123	7589	6.9	
SP '04	2359	14653	15.0		3446	12096	21.9		3333	11287	21.2		2815	11883	17.9		1097	7396	7.0	

Target Listener Trends - Persons 12+

** Station(s) not reported this survey.

* Listener estimates adjusted for reported broadcast schedule.

+ Station(s) changed call letters - see Page 13.

4-Book: Avg. of current and previous 3 surveys.
2-Book: Avg. of most recent 2 surveys.

Target Listener Estimates

Persons 12+																				
Monday-Friday 6AM-7PM				Weekend 6AM-MID				Saturday 6AM-10AM				Saturday 10AM-3PM				Saturday 3PM-7PM				
AQH (00)	Cume (00)	AQH Rtg	AQH Shr	AQH (00)	Cume (00)	AQH Rtg	AQH Shr	AQH (00)	Cume (00)	AQH Rtg	AQH Shr	AQH (00)	Cume (00)	AQH Rtg	AQH Shr	AQH (00)	Cume (00)	AQH Rtg	AQH Shr	
KAEH-FM																				
SP '05	30	342	.2	.9	15	203	.1	.8	28	71	.2	1.3	30	104	.2	1.0	16	47	.1	.7
4-Book	36	387	.2	1.1	25	268	.2	1.4	34	88	.2	1.7	43	125	.3	1.5	28	83	.2	1.3
KATY-FM																				
SP '05	42	433	.3	1.3	21	226	.1	1.2	12	54	.1	.6	43	126	.3	1.5	24	73	.1	1.1
4-Book	**	**	**	**	**	**	**	**	**	**	**	**	**	**	**	**	**	**	**	**
KCAL-AM																				
SP '05	20	131	.1	.6	16	109	.1	.9	29	59	.2	1.3	33	77	.2	1.1	15	31	.1	.7
4-Book	**	**	**	**	**	**	**	**	**	**	**	**	**	**	**	**	**	**	**	**
KCAL-FM																				
SP '05	92	1263	.6	2.7	57	679	.3	3.2	45	195	.3	2.1	73	237	.4	2.5	82	265	.5	3.8
4-Book	102	1344	.6	3.1	62	739	.4	3.6	51	185	.4	2.6	102	324	.6	3.6	82	246	.5	3.9
KCXX-FM																				
SP '05	78	1058	.5	2.3	55	750	.3	3.0	59	209	.4	2.7	105	319	.6	3.6	47	169	.3	2.2
4-Book	61	1000	.4	1.9	38	592	.2	2.2	35	129	.2	1.7	64	235	.4	2.3	45	160	.3	2.2
+KDAI-FM																				
SP '05	48	523	.3	1.4	26	415	.2	1.4	22	84	.1	1.0	32	134	.2	1.1	49	159	.3	2.2
4-Book	**	**	**	**	**	**	**	**	**	**	**	**	**	**	**	**	**	**	**	**
KDIF-AM																				
SP '05	29	271	.2	.9	19	171	.1	1.1	31	94	.2	1.4	33	85	.2	1.1	22	48	.1	1.0
4-Book	**	**	**	**	**	**	**	**	**	**	**	**	**	**	**	**	**	**	**	**
KEYZ-AM																				
SP '05	17	82	.1	.5	10	55	.1	.6	8	19	.4	.4	17	25	.1	.6	8	13	.4	.4
4-Book	24	125	.2	.7	14	79	.1	.8	15	35	.1	.7	22	45	.1	.8	14	24	.1	.7
KFRG-FM																				
SP '05	189	1883	1.1	5.6	100	1170	.6	5.5	121	356	.7	5.6	203	580	1.2	7.0	153	477	.9	7.0
4-Book	198	1864	1.2	6.1	102	1120	.6	5.8	119	363	.7	5.9	189	571	1.2	6.7	125	381	.8	6.0
KGGI-FM																				
SP '05	224	3135	1.3	6.7	162	2008	1.0	9.0	151	608	.9	7.0	210	651	1.3	7.2	168	515	1.0	7.7
4-Book	207	2990	1.3	6.4	147	1895	.9	8.5	123	480	.7	6.1	191	672	1.2	6.7	166	544	1.0	8.0
KOLA-FM																				
SP '05	137	1597	.8	4.1	73	895	.4	4.0	97	286	.6	4.5	131	349	.8	4.5	57	157	.3	2.6
4-Book	141	1449	.9	4.3	70	802	.4	4.0	86	272	.5	4.3	141	369	.9	5.0	78	241	.5	3.8
KTDD-AM																				
SP '05	39	203	.2	1.2	21	149	.1	1.2	46	79	.3	2.1	39	103	.2	1.3	14	38	.1	.6
4-Book	26	213	.2	.8	15	156	.1	.9	24	62	.2	1.2	29	86	.2	1.0	10	31	.1	.5
KWIE-FM																				
SP '05	118	1839	.7	3.5	87	1194	.5	4.8	82	261	.5	3.8	117	370	.7	4.0	120	401	.7	5.5
4-Book	104	1673	.6	3.2	79	1070	.5	4.5	74	235	.5	3.6	120	407	.7	4.2	102	351	.6	4.9
KXRS-FM																				
SP '05	32	223	.2	1.0	16	127	.1	.9	29	68	.2	1.3	26	53	.2	.9	25	44	.2	1.1
4-Book	19	170	.1	.6	10	109	.1	.6	14	41	.1	.7	14	38	.1	.5	11	28	.1	.5
KXSB-FM																				
SP '05	82	613	.5	2.4	34	320	.2	1.9	28	86	.2	1.3	66	145	.4	2.3	53	107	.3	2.4
4-Book	64	561	.4	1.9	34	328	.2	2.0	30	86	.2	1.5	66	147	.4	2.3	46	120	.3	2.2
KABC-AM																				
SP '05	32	293	.2	1.0	6	93	.3	.3	9	28	.1	.4	13	64	.1	.4	10	33	.1	.5
4-Book	26	257	.2	.8	5	70	.3	.3	4	14	.1	.2	9	32	.1	.3	9	32	.1	.4
KBIG-FM																				
SP '05	60	681	.4	1.8	25	376	.2	1.4	24	85	.1	1.1	41	124	.2	1.4	35	133	.2	1.6
4-Book	47	589	.3	1.5	20	305	.1	1.1	20	59	.1	1.0	39	105	.2	1.4	24	82	.2	1.1

** Station(s) not reported this survey.

* Listener estimates adjusted for reported broadcast schedule.

+ Station(s) changed call letters - see Page 13.

4-Book: Avg. of current and previous 3 surveys.
2-Book: Avg. of most recent 2 surveys.

Target Listener Estimates

		Persons 12+																				
		Monday-Friday 6AM-7PM				Weekend 6AM-MID				Saturday 6AM-10AM				Saturday 10AM-3PM				Saturday 3PM-7PM				
		AQH (00)	Cume (00)	AQH Rtg	AQH Shr	AQH (00)	Cume (00)	AQH Rtg	AQH Shr	AQH (00)	Cume (00)	AQH Rtg	AQH Shr	AQH (00)	Cume (00)	AQH Rtg	AQH Shr	AQH (00)	Cume (00)	AQH Rtg	AQH Shr	
KCBS-FM																						
	SP '05	89	1112	.5	2.7	62	682	.4	3.4	46	163	.3	2.1	94	284	.6	3.2	81	211	.5	3.7	
	4-Book	77	925	.5	2.4	41	525	.3	2.3	38	141	.2	1.9	75	242	.5	2.6	66	195	.4	3.2	
KFI -AM																						
	SP '05	250	1802	1.5	7.5	69	843	.4	3.8	157	373	.9	7.3	80	276	.5	2.8	37	144	.2	1.7	
	4-Book	238	1844	1.5	7.3	67	792	.4	3.8	164	394	1.0	8.1	87	313	.6	3.1	43	139	.3	2.1	
KFVB-AM																						
	SP '05	12	247	.1	.4	6	95	**	.3	4	15	**	.2	1	5	**	**	15	54	.1	.7	
	4-Book	**	**	**	**	**	**	**	**	**	**	**	**	**	**	**	**	**	**	**	**	**
KHHT-FM																						
	SP '05	73	883	.4	2.2	42	606	.3	2.3	40	113	.2	1.9	62	240	.4	2.1	50	174	.3	2.3	
	4-Book	75	929	.5	2.3	48	583	.3	2.8	48	154	.3	2.4	79	235	.5	2.7	65	195	.4	3.1	
KIIS-FM																						
	SP '05	104	1707	.6	3.1	70	1028	.4	3.9	72	262	.4	3.3	105	383	.6	3.6	92	352	.6	4.2	
	4-Book	80	1567	.5	2.5	51	906	.3	2.9	53	211	.3	2.6	80	357	.5	2.8	68	265	.4	3.2	
KKBT-FM																						
	SP '05	47	1009	.3	1.4	30	604	.2	1.7	34	108	.2	1.6	47	177	.3	1.6	35	131	.2	1.6	
	4-Book	60	1056	.4	1.9	35	584	.2	2.0	38	112	.2	1.9	55	199	.3	1.9	47	152	.3	2.3	
KLAC-AM																						
	SP '05	16	239	.1	.5	3	41	**	.2	**	**	**	**	4	14	**	.1	6	20	**	.3	
	4-Book	**	**	**	**	**	**	**	**	**	**	**	**	**	**	**	**	**	**	**	**	**
KLAX-FM																						
	SP '05	49	613	.3	1.5	31	332	.2	1.7	70	156	.4	3.2	44	123	.3	1.5	41	108	.2	1.9	
	4-Book	41	505	.3	1.3	26	288	.2	1.5	44	98	.3	2.2	36	112	.3	1.3	31	82	.2	1.5	
KLQS-FM																						
	SP '05	83	847	.5	2.5	26	379	.2	1.4	28	108	.2	1.3	36	98	.2	1.2	16	67	.1	.7	
	4-Book	77	852	.5	2.4	25	364	.2	1.4	29	90	.2	1.5	39	146	.2	1.4	37	111	.2	1.8	
KLSX-FM																						
	SP '05	71	578	.4	2.1	7	102	.4	.4	13	22	.1	.6	8	29	.3	.3	10	37	.1	.5	
	4-Book	87	668	.5	2.7	7	114	.4	.4	11	29	.1	.5	6	34	.2	.2	11	31	.1	.5	
KLVE-FM																						
	SP '05	107	1096	.6	3.2	63	732	.4	3.5	93	244	.6	4.3	80	259	.5	2.8	71	159	.4	3.3	
	4-Book	99	1093	.6	3.0	61	693	.4	3.5	75	213	.5	3.7	101	288	.6	3.6	65	178	.4	3.1	
KLYY-FM																						
	SP '05	141	1287	.8	4.2	72	778	.4	4.0	96	219	.6	4.4	165	380	1.0	5.7	104	277	.6	4.8	
	4-Book	127	1335	.8	3.9	76	838	.5	4.4	77	214	.5	3.7	137	367	.8	4.8	89	245	.5	4.3	
KMXE-AM																						
	SP '05	21	141	.1	.6	7	60	.4	.4	6	24	.3	.3	13	30	.1	.4	11	25	.1	.5	
	4-Book	**	**	**	**	**	**	**	**	**	**	**	**	**	**	**	**	**	**	**	**	**
KMZT-FM																						
	SP '05	17	288	.1	.5	9	128	.1	.5	17	45	.1	.8	11	50	.1	.4	16	46	.1	.7	
	4-Book	23	258	.1	.7	12	174	.1	.7	17	44	.1	.9	16	60	.1	.6	9	35	.1	.4	
KNX -AM																						
	SP '05	43	620	.3	1.3	20	332	.1	1.1	28	75	.2	1.3	19	95	.1	.7	27	84	.2	1.2	
	4-Book	45	695	.3	1.4	23	366	.2	1.3	31	102	.2	1.5	31	117	.2	1.1	24	93	.2	1.1	
KOST-FM																						
	SP '05	83	1046	.5	2.5	44	670	.3	2.4	44	149	.3	2.0	78	246	.5	2.7	39	111	.2	1.8	
	4-Book	86	1006	.5	2.7	43	567	.3	2.5	43	135	.3	2.1	84	235	.6	3.0	52	141	.3	2.5	
KPLM-FM																						
	SP '05	15	187	.1	.4	6	94	.3	.3	9	19	.1	.4	8	26	.3	.3	6	20	.3	.3	
	4-Book	**	**	**	**	**	**	**	**	**	**	**	**	**	**	**	**	**	**	**	**	**

Target Listener Estimates - Persons 12+

** Station(s) not reported this survey.

* Listener estimates adjusted for reported broadcast schedule.

+ Station(s) changed call letters - see Page 13.

4-Book: Avg. of current and previous 3 surveys.
2-Book: Avg. of most recent 2 surveys.

Target Listener Estimates

Persons 12+																				
Monday-Friday 6AM-7PM				Weekend 6AM-MID				Saturday 6AM-10AM				Saturday 10AM-3PM				Saturday 3PM-7PM				
AQH (00)	Cume (00)	AQH Rtg	AQH Shr	AQH (00)	Cume (00)	AQH Rtg	AQH Shr	AQH (00)	Cume (00)	AQH Rtg	AQH Shr	AQH (00)	Cume (00)	AQH Rtg	AQH Shr	AQH (00)	Cume (00)	AQH Rtg	AQH Shr	
KPWR-FM																				
SP '05	55	1085	.3	1.6	35	597	.2	1.9	35	132	.2	1.6	59	227	.4	2.0	59	198	.4	2.7
4-Book	54	1041	.3	1.6	33	579	.2	1.9	29	112	.2	1.5	57	242	.4	2.0	52	190	.4	2.5
KRCV-FM																				
SP '05	15	209	.1	.4	10	104	.1	.6	6	16	.3	.3	13	30	.1	.4	9	18	.1	.4
4-Book	**	**	**	**	**	**	**	**	**	**	**	**	**	**	**	**	**	**	**	**
KROQ-FM																				
SP '05	41	883	.2	1.2	23	510	.1	1.3	18	87	.1	.8	38	165	.2	1.3	35	140	.2	1.6
4-Book	56	924	.4	1.7	31	517	.2	1.8	29	118	.2	1.5	53	201	.3	1.9	41	150	.3	2.0
KRTH-FM																				
SP '05	35	613	.2	1.0	24	348	.1	1.3	27	82	.2	1.2	49	154	.3	1.7	19	87	.1	.9
4-Book	38	688	.2	1.2	27	392	.2	1.6	23	74	.2	1.2	53	180	.3	1.8	34	116	.2	1.7
KSCA-FM																				
SP '05	105	917	.6	3.1	41	460	.2	2.3	90	207	.5	4.2	65	213	.4	2.2	38	70	.2	1.7
4-Book	109	923	.7	3.3	45	535	.3	2.6	110	255	.7	5.6	71	207	.5	2.5	47	111	.3	2.3
KSSE-FM																				
SP '05	34	363	.2	1.0	12	207	.1	.7	22	54	.1	1.0	22	86	.1	.8	24	84	.1	1.1
4-Book	27	378	.2	.9	12	187	.1	.7	13	45	.1	.6	22	72	.1	.8	15	53	.1	.7
KTWV-FM																				
SP '05	59	596	.4	1.8	31	398	.2	1.7	34	119	.2	1.6	58	177	.3	2.0	47	128	.3	2.2
4-Book	84	739	.5	2.6	38	464	.2	2.2	32	107	.2	1.6	73	226	.5	2.6	51	160	.3	2.5
KWVE-FM																				
SP '05	37	464	.2	1.1	15	249	.1	.8	28	92	.2	1.3	12	68	.1	.4	13	65	.1	.6
4-Book	50	545	.3	1.5	28	341	.2	1.6	35	107	.2	1.7	32	113	.2	1.1	24	86	.1	1.2
KYSR-FM																				
SP '05	15	291	.1	.4	7	171	.1	.4	5	14	.2	.2	9	65	.1	.3	7	41	.1	.3
4-Book	17	317	.1	.5	12	175	.1	.7	10	32	.1	.5	22	74	.1	.8	16	51	.1	.8
KZLA-FM																				
SP '05	27	418	.2	.8	17	291	.1	.9	26	100	.2	1.2	42	133	.3	1.4	26	135	.2	1.2
4-Book	28	478	.2	.8	18	292	.1	1.0	16	72	.1	.8	35	121	.3	1.2	25	104	.2	1.2
TOTALS																				
SP '05	3349	15270	20.1		1809	12248	10.9		2162	5628	13.0		2903	7047	17.4		2179	5623	13.1	
4-Book	3269	15054	19.9		1741	11950	10.6		2016	5358	12.3		2849	7073	17.4		2087	5392	12.7	

** Station(s) not reported this survey.

* Listener estimates adjusted for reported broadcast schedule.

+ Station(s) changed call letters - see Page 13.

4-Book: Avg. of current and previous 3 surveys.
2-Book: Avg. of most recent 2 surveys.

Target Listener Estimates

Persons 12+

Target Listener Estimates - Persons 12+

	Saturday 7PM-MID				Sunday 6AM-10AM				Sunday 10AM-3PM				Sunday 3PM-7PM				Sunday 7PM-MID			
	AQH (00)	Cume (00)	AQH Rtg	AQH Shr	AQH (00)	Cume (00)	AQH Rtg	AQH Shr	AQH (00)	Cume (00)	AQH Rtg	AQH Shr	AQH (00)	Cume (00)	AQH Rtg	AQH Shr	AQH (00)	Cume (00)	AQH Rtg	AQH Shr
	KAEH-FM SP '05 4-Book	6 15	13 42	.1 .1	.5 1.4	5 13	22 37	.1 .1	.4 1.0	16 30	68 93	.1 .2	.8 1.5	10 20	37 54	.1 .1	.6 1.2	9 12	45 46	.1 .1
KATY-FM SP '05 4-Book	10 **	40 **	.1 **	.9 **	11 **	40 **	.1 **	.8 **	20 **	51 **	.1 **	1.0 **	29 **	88 **	.2 **	1.8 **	12 **	29 **	.1 **	1.2 **
KCAL-AM SP '05 4-Book	6 **	25 **	.5 **	.5 **	5 **	26 **	.4 **	.4 **	26 **	64 **	.2 **	1.2 **	6 **	19 **	.4 **	.4 **	5 **	15 **	.5 **	.5 **
KCAL-FM SP '05 4-Book	52 51	162 168	.3 .3	4.5 4.7	44 41	106 112	.3 .3	3.3 3.1	72 72	195 223	.4 .4	3.4 3.6	38 49	150 156	.2 .3	2.3 3.1	43 41	137 128	.3 .3	4.2 4.3
KCXX-FM SP '05 4-Book	43 40	170 140	.3 .3	3.8 3.7	29 17	92 61	.2 .1	2.2 1.3	65 41	187 141	.4 .3	3.1 2.0	59 40	164 130	.4 .3	3.6 2.5	28 21	130 86	.2 .1	2.7 2.2
+KDAI-FM SP '05 4-Book	29 **	125 **	.2 **	2.5 **	6 **	21 **	.5 **	.5 **	29 **	82 **	.2 **	1.4 **	24 **	63 **	.1 **	1.5 **	18 **	67 **	.1 **	1.7 **
KDIF-FM SP '05 4-Book	7 **	23 **	.6 **	.6 **	27 **	78 **	.2 **	2.0 **	13 **	36 **	.1 **	.6 **	4 **	25 **	.2 **	.2 **	14 **	48 **	.1 **	1.4 **
KEZY-AM SP '05 4-Book	1 7	5 20	.1 .7	.1 .7	9 17	24 36	.1 .1	.7 1.3	21 22	39 41	.1 .1	1.0 1.1	10 11	27 24	.1 .1	.6 .7	7 7	13 17	.7 .7	.7 .7
KFRG-FM SP '05 4-Book	39 48	165 164	.2 .3	3.4 4.4	73 82	250 268	.4 .5	5.5 6.2	105 132	386 413	.6 .8	5.0 6.6	90 82	317 260	.5 .5	5.5 5.2	26 35	126 129	.2 .2	2.5 3.8
KGGI-FM SP '05 4-Book	119 111	450 420	.7 .7	10.4 10.4	79 68	311 276	.5 .4	5.9 5.1	136 132	578 515	.8 .8	6.5 6.5	190 178	590 577	1.1 1.1	11.6 11.2	229 198	530 481	1.4 1.2	22.1 20.8
KOLA-FM SP '05 4-Book	40 27	112 96	.2 .2	3.5 2.5	74 55	224 170	.4 .4	5.6 4.1	91 91	279 262	.5 .5	4.4 4.5	61 56	204 172	.4 .4	3.7 3.5	35 23	103 89	.2 .1	3.4 2.4
KTDD-AM SP '05 4-Book	7 6	22 16	.6 .6	.6 .6	31 20	61 49	.2 .2	2.3 1.5	24 16	63 54	.1 .1	1.1 .8	12 11	34 38	.1 .1	.7 .7	2 10	10 10	.2 .2	.2 .2
KWIE-FM SP '05 4-Book	68 72	313 285	.4 .4	5.9 6.8	46 48	193 168	.3 .3	3.5 3.5	102 76	355 278	.6 .5	4.9 3.8	83 78	292 269	.5 .5	5.1 4.9	77 57	298 209	.5 .4	7.4 6.1
KXRS-FM SP '05 4-Book	10 7	26 29	.1 .7	.9 .7	7 6	14 21	.5 .5	.5 .5	13 8	32 25	.1 .1	.6 .4	20 14	30 26	.1 .1	1.2 .9	1 3	5 10	.1 .3	.1 .3
KXSB-FM SP '05 4-Book	29 16	61 50	.2 .1	2.5 1.5	19 23	53 66	.1 .1	1.4 1.7	19 39	59 93	.1 .3	.9 1.9	37 40	63 86	.2 .2	2.3 2.5	21 15	43 47	.1 .1	2.0 1.6
KABC-AM SP '05 4-Book	4 3	10 10	.3 .3	.3 .3	2 3	5 12	.2 .3	.2 .3	3 5	13 18	.1 .2	.1 .2	3 3	18 16	.2 .2	.2 .2	2 3	5 13	.2 .3	.2 .3
KBIG-FM SP '05 4-Book	21 16	90 63	.1 .1	1.8 1.5	13 12	64 48	.1 .1	1.0 .9	26 19	75 70	.2 .1	1.2 .9	34 20	93 69	.2 .1	2.1 1.2	10 9	40 32	.1 .1	1.0 .9

** Station(s) not reported this survey.

* Listener estimates adjusted for reported broadcast schedule.

+ Station(s) changed call letters - see Page 13.

4-Book: Avg. of current and previous 3 surveys.
2-Book: Avg. of most recent 2 surveys.

Target Listener Estimates

Persons 12+																				
Saturday 7PM-MID				Sunday 6AM-10AM				Sunday 10AM-3PM				Sunday 3PM-7PM				Sunday 7PM-MID				
AQH (00)	Cume (00)	AQH Rtg	AQH Shr	AQH (00)	Cume (00)	AQH Rtg	AQH Shr	AQH (00)	Cume (00)	AQH Rtg	AQH Shr	AQH (00)	Cume (00)	AQH Rtg	AQH Shr	AQH (00)	Cume (00)	AQH Rtg	AQH Shr	
KCBS-FM																				
SP '05	48	138	.3	4.2	43	134	.3	3.2	81	273	.5	3.9	69	178	.4	4.2	29	117	.2	2.8
4-Book	27	98	.2	2.4	22	77	.2	1.7	44	149	.3	2.2	34	112	.2	2.2	19	69	.1	2.0
KFI -AM																				
SP '05	47	143	.3	4.1	74	192	.4	5.6	76	227	.5	3.6	40	87	.2	2.4	49	190	.3	4.7
4-Book	32	115	.2	2.9	83	209	.5	6.2	56	185	.3	2.7	38	116	.2	2.4	41	133	.3	4.3
KFWB-AM																				
SP '05	8	13	.7	.7	2	7	.2	.2	11	49	.1	.5	4	24	.2	.2	2	7	.2	.2
4-Book	**	**	**	**	**	**	**	**	**	**	**	**	**	**	**	**	**	**	**	**
KHHT-FM																				
SP '05	26	120	.2	2.3	36	77	.2	2.7	42	138	.3	2.0	36	166	.2	2.2	42	101	.3	4.1
4-Book	27	111	.2	2.6	28	78	.2	2.1	45	142	.3	2.2	41	147	.2	2.6	50	106	.3	5.4
KIIS-FM																				
SP '05	59	231	.4	5.2	50	183	.3	3.8	94	328	.6	4.5	59	251	.4	3.6	29	147	.2	2.8
4-Book	37	144	.3	3.4	38	152	.2	2.9	66	267	.4	3.2	45	178	.3	2.8	23	110	.2	2.4
KKBT-FM																				
SP '05	21	98	.1	1.8	25	89	.2	1.9	37	159	.2	1.8	28	139	.2	1.7	15	89	.1	1.5
4-Book	29	119	.2	2.8	28	96	.2	2.1	36	150	.2	1.8	29	110	.2	1.8	18	74	.1	1.9
KLAC-AM																				
SP '05	1	14	.1	.1	1	6	.1	.1	8	21	.4	.4								
4-Book	**	**	**	**	**	**	**	**	**	**	**	**	**	**	**	**	**	**	**	**
KLAX-FM																				
SP '05	17	84	.1	1.5	18	73	.1	1.4	33	90	.2	1.6	14	44	.1	.9	14	34	.1	1.4
4-Book	15	63	.1	1.4	18	49	.1	1.4	31	89	.2	1.6	24	62	.1	1.5	11	42	.1	1.2
KLOS-FM																				
SP '05	17	44	.1	1.5	19	70	.1	1.4	41	184	.2	2.0	36	120	.2	2.2	12	49	.1	1.2
4-Book	11	41	.1	1.0	16	55	.1	1.2	32	128	.2	1.6	27	81	.2	1.7	9	41	.1	1.0
KLSX-FM																				
SP '05	4	22	.3	.3	13	47	.1	1.0	3	24	.1	.1	3	8	.2	.2	1	6	.1	.1
4-Book	5	19	.4	.4	9	29	.1	.7	7	29	.1	.3	7	18	.4	.4	1	7	.1	.1
KLVE-FM																				
SP '05	55	211	.3	4.8	46	150	.3	3.5	79	226	.5	3.8	48	154	.3	2.9	34	161	.2	3.3
4-Book	48	160	.3	4.5	46	131	.3	3.5	73	197	.5	3.6	43	129	.3	2.7	31	108	.2	3.3
KLYY-FM																				
SP '05	23	124	.1	2.0	28	117	.2	2.1	70	184	.4	3.4	65	181	.4	4.0	25	89	.2	2.4
4-Book	47	142	.3	4.4	53	156	.4	3.9	100	280	.6	4.9	68	174	.4	4.3	35	100	.2	3.7
KMXE-AM																				
SP '05	1	6	.1	.1	5	22	.4	.4	11	28	.1	.5	7	9	.4	.4	1	10	.1	.1
4-Book	**	**	**	**	**	**	**	**	**	**	**	**	**	**	**	**	**	**	**	**
KMZT-FM																				
SP '05	9	27	.1	.8	6	19	.5	.5	9	34	.1	.4	5	5	.3	.3	3	5	.3	.3
4-Book	7	29	.1	.7	13	40	.1	1.0	14	48	.1	.7	16	45	.1	1.0	4	16	.5	.5
KNX -AM																				
SP '05	17	60	.1	1.5	27	106	.2	2.0	18	76	.1	.9	15	46	.1	.9	10	67	.1	1.0
4-Book	13	43	.1	1.2	24	82	.2	1.8	33	120	.2	1.7	17	60	.1	1.1	10	48	.1	1.0
KOST-FM																				
SP '05	32	127	.2	2.8	32	110	.2	2.4	64	234	.4	3.1	40	147	.2	2.4	21	105	.1	2.0
4-Book	26	98	.2	2.4	30	103	.2	2.3	57	199	.4	2.9	35	117	.2	2.2	17	72	.1	1.8
KPLM-FM																				
SP '05		6			7	13	.5	.5	10	31	.1	.5	5	32	.3	.3	1	7	.1	.1
4-Book	**	**	**	**	**	**	**	**	**	**	**	**	**	**	**	**	**	**	**	**

** Station(s) not reported this survey. * Listener estimates adjusted for reported broadcast schedule. + Station(s) changed call letters - see Page 13. 4-Book: Avg. of current and previous 3 surveys. 2-Book: Avg. of most recent 2 surveys.

Target Listener Estimates

Persons 12+

Target Listener Estimates - Persons 12+

	Saturday 7PM-MID				Sunday 6AM-10AM				Sunday 10AM-3PM				Sunday 3PM-7PM				Sunday 7PM-MID			
	AQH (00)	Cume (00)	AQH Rtg	AQH Shr	AQH (00)	Cume (00)	AQH Rtg	AQH Shr	AQH (00)	Cume (00)	AQH Rtg	AQH Shr	AQH (00)	Cume (00)	AQH Rtg	AQH Shr	AQH (00)	Cume (00)	AQH Rtg	AQH Shr
KPWR-FM																				
SP '05	48	145	.3	4.2	17	67	.1	1.3	16	60	.1	.8	26	117	.2	1.6	20	87	.1	1.9
4-Book	37	148	.2	3.4	18	64	.1	1.4	22	108	.1	1.1	29	115	.2	1.8	15	77	.1	1.6
KRCV-FM																				
SP '05	11	22	.1	1.0	8	15	.1	.6	12	53	.1	.6	6	25	.1	.4	9	22	.1	.9
4-Book	**	**	**	**	**	**	**	**	**	**	**	**	**	**	**	**	**	**	**	**
KROQ-FM																				
SP '05	16	72	.1	1.4	15	80	.1	1.1	36	135	.2	1.7	19	92	.1	1.2	6	31	.1	.6
4-Book	20	83	.1	1.9	21	85	.1	1.5	38	141	.2	1.9	32	98	.2	2.0	17	61	.1	1.9
KRTH-FM																				
SP '05	2	18	.1	.2	12	47	.1	.9	35	141	.2	1.7	19	80	.1	1.2	21	90	.1	2.0
4-Book	15	59	.1	1.5	18	63	.1	1.4	36	116	.2	1.8	23	74	.1	1.4	15	57	.1	1.6
KSCA-FM																				
SP '05	17	55	.1	1.5	21	78	.1	1.6	43	131	.3	2.1	36	85	.2	2.2	19	52	.1	1.8
4-Book	23	83	.1	2.1	37	100	.2	2.8	40	123	.3	2.0	28	74	.2	1.7	13	52	.1	1.4
KSSE-FM																				
SP '05	5	22	.4	.4	7	25	.5	.5	14	63	.1	.7	3	9	.1	.2	3	20	.3	.3
4-Book	6	27	.5	.5	5	21	.4	.4	16	50	.1	.8	10	37	.1	.7	6	23	.6	.6
KTWV-FM																				
SP '05	10	64	.1	.9	27	89	.2	2.0	39	131	.2	1.9	35	94	.2	2.1	5	33	.5	.5
4-Book	13	67	.1	1.2	28	102	.2	2.1	51	141	.3	2.5	49	134	.3	3.1	11	59	.1	1.2
KWVE-FM																				
SP '05	2	23	.2	.2	33	120	.2	2.5	20	118	.1	1.0	15	53	.1	.9	6	41	.6	.6
4-Book	11	45	.1	1.1	43	141	.3	3.2	39	149	.2	1.9	29	79	.2	1.8	18	61	.1	1.9
KYSR-FM																				
SP '05	8	39	.7	.7	3	20	.2	.2	8	48	.4	.4	12	61	.1	.7	4	14	.4	.4
4-Book	8	37	.8	.8	5	19	.4	.4	14	55	.1	.7	16	47	.1	1.0	4	22	.4	.4
KZLA-FM																				
SP '05	9	72	.1	.8	7	43	.5	.5	11	71	.1	.5	11	58	.1	.7	1	12	.1	.1
4-Book	6	43	.6	.6	13	63	.1	1.0	30	105	.2	1.5	15	68	.1	1.0	5	22	.5	.5
TOTALS																				
SP '05	1143	3743	6.9		1331	3987	8.0		2088	5597	12.5		1641	4356	9.9		1034	3133	6.2	
4-Book	1074	3365	6.6		1341	3868	8.2		2034	5412	12.4		1592	4131	9.7		946	2779	5.8	

** Station(s) not reported this survey.

* Listener estimates adjusted for reported broadcast schedule.

+ Station(s) changed call letters - see Page 13.

4-Book: Avg. of current and previous 3 surveys.
2-Book: Avg. of most recent 2 surveys.

Target Listener Trends

	Persons 12-24																			
	Monday-Sunday 6AM-MID				Monday-Friday 6AM-10AM				Monday-Friday 10AM-3PM				Monday-Friday 3PM-7PM				Monday-Friday 7PM-MID			
	AQH (00)	Cume (00)	AQH Rtg	AQH Shr	AQH (00)	Cume (00)	AQH Rtg	AQH Shr	AQH (00)	Cume (00)	AQH Rtg	AQH Shr	AQH (00)	Cume (00)	AQH Rtg	AQH Shr	AQH (00)	Cume (00)	AQH Rtg	AQH Shr
KAEH-FM																				
SP '05	9	199	.2	1.6	12	95	.3	1.7	8	60	.2	1.4	12	84	.3	1.6	7	68	.2	1.5
WI '05	18	231	.4	3.4	11	106	.2	1.7	17	120	.4	3.2	28	128	.6	4.1	14	121	.3	3.5
FA '04	18	274	.4	3.3	18	124	.4	2.7	16	92	.4	2.7	25	145	.6	3.7	14	105	.3	3.3
SU '04	4	115	.1	.8	6	62	.1	1.1	6	59	.1	.9	2	45	.1	.3	5	8	.1	1.4
4-Book	12	205	.3	2.3	12	97	.3	1.8	12	83	.3	2.1	17	101	.4	2.4	10	76	.2	2.4
SP '04	6	103	.1	1.2	4	40	.1	.6	4	45	.1	.7	11	84	.3	1.7	6	43	.1	1.5
KATY-FM																				
SP '05	2	57	.3		3	29	.1	.4	1	23	.2		2	23	.3		1	12	.2	
WI '05	1	36	.2		1	12	.2		2	12	.4		2	12	.1		3	12	.1	
FA '04	3	84	.1	.5	3	37	.1	.4	4	41	.1	.7	6	67	.1	.9	3	24	.1	.7
SU '04	**	**	**	**	**	**	**	**	**	**	**	**	**	**	**	**	**	**	**	**
4-Book	**	**	**	**	**	**	**	**	**	**	**	**	**	**	**	**	**	**	**	**
SP '04	1	44	.2		1	19	.2		4	36	.1	.7	2	19	.3		6			
KCAL-AM																				
SP '05		23				11				13				10	.1					
WI '05	1	55	.2			8			1	8	.2		1	23	.1					
FA '04	1	20	.2			6			1	20	.2		1	12	.1		1	6	.2	
SU '04	**	**	**	**	**	**	**	**	**	**	**	**	**	**	**	**	**	**	**	**
4-Book	**	**	**	**	**	**	**	**	**	**	**	**	**	**	**	**	**	**	**	**
SP '04	1	14	.2			14				8							1	8	.2	
KCAL-FM																				
SP '05	27	699	.6	4.7	38	397	.9	5.5	18	260	.4	3.1	37	358	.8	4.9	20	314	.5	4.3
WI '05	31	716	.7	5.8	34	307	.8	5.3	33	284	.7	6.1	41	402	.9	5.9	32	269	.7	8.0
FA '04	32	669	.7	5.8	38	308	.9	5.6	30	268	.7	5.2	35	302	.8	5.1	28	227	.6	6.6
SU '04	23	559	.6	4.6	23	190	.6	4.3	28	304	.7	4.4	26	307	.6	4.4	19	220	.5	5.3
4-Book	28	661	.7	5.2	33	301	.8	5.2	27	279	.6	4.7	35	342	.8	5.1	25	258	.6	6.1
SP '04	35	728	.8	6.9	46	369	1.1	7.4	32	312	.8	5.9	49	387	1.2	7.6	26	226	.6	6.5
KCXX-FM																				
SP '05	27	691	.6	4.7	28	323	.6	4.1	21	348	.5	3.7	36	405	.8	4.8	28	294	.6	6.0
WI '05	26	759	.6	4.9	17	308	.4	2.6	33	436	.7	6.1	36	441	.8	5.2	24	287	.5	6.0
FA '04	20	528	.5	3.6	19	188	.4	2.8	25	217	.6	4.3	28	280	.6	4.1	17	177	.4	4.0
SU '04	23	586	.6	4.6	22	244	.5	4.2	25	336	.6	3.9	26	321	.6	4.4	24	208	.6	6.7
4-Book	24	641	.6	4.5	22	266	.5	3.4	26	334	.6	4.5	32	362	.7	4.6	23	242	.5	5.7
SP '04	19	677	.5	3.7	21	297	.5	3.4	15	260	.4	2.7	27	354	.6	4.2	19	287	.5	4.7
+KDA1-FM																				
SP '05	16	260	.4	2.8	21	128	.5	3.1	21	115	.5	3.7	15	143	.3	2.0	11	120	.2	2.3
WI '05	4	88	.1	.8	3	41	.1	.5	3	24	.1	.6	3	24	.1	.4	2	24	.5	
FA '04	**	**	**	**	**	**	**	**	**	**	**	**	**	**	**	**	**	**	**	**
SU '04	**	**	**	**	**	**	**	**	**	**	**	**	**	**	**	**	**	**	**	**
4-Book	**	**	**	**	**	**	**	**	**	**	**	**	**	**	**	**	**	**	**	**
SP '04	3	56	.1	.6	4	40	.1	.6	1	15	.2		6	21	.1	.9	1	22	.2	
KDIF-AM																				
SP '05	3	48	.1	.5	5	35	.1	.7	3	24	.1	.5	2	24	.3		2	18	.4	
WI '05	1	47	.2		2	34	.3		1	6	.2		1	13	.1					
FA '04	**	**	**	**	**	**	**	**	**	**	**	**	**	**	**	**	**	**	**	**
SU '04	1	20	.2			9			2	4	.3		1	4	.2		1	4	.3	
4-Book	**	**	**	**	**	**	**	**	**	**	**	**	**	**	**	**	**	**	**	**
SP '04	1	21	.2		3	13	.1	.5	1	8	.2		1	7	.2					
KEZY-AM																				
SP '05	2	10	.3		2	10	.3		2	5	.3		2	5	.3		1	5	.2	
WI '05	3	48	.1	.6	6	20	.1	.9	1	14	.2		6	27	.1	.9	3	13	.1	.7
FA '04		6				6														
SU '04	3	16	.1	.6	3	9	.1	.6	6	16	.1	.9	2	16	.3		2	5	.6	
4-Book	2	20	.1	.4	3	11	.1	.5	2	9	.4		3	12	.4		2	6	.4	
SP '04	**	**	**	**	**	**	**	**	**	**	**	**	**	**	**	**	**	**	**	**

** Station(s) not reported this survey.

* Listener estimates adjusted for reported broadcast schedule.

+ Station(s) changed call letters - see Page 13.

4-Book: Avg. of current and previous 3 surveys.
2-Book: Avg. of most recent 2 surveys.

Target Listener Trends

Persons 12-24

Target Listener Trends - Persons 12-24

	Monday-Sunday 6AM-MID				Monday-Friday 6AM-10AM				Monday-Friday 10AM-3PM				Monday-Friday 3PM-7PM				Monday-Friday 7PM-MID			
	AQH (00)	Cume (00)	AQH Rtg	AQH Shr	AQH (00)	Cume (00)	AQH Rtg	AQH Shr	AQH (00)	Cume (00)	AQH Rtg	AQH Shr	AQH (00)	Cume (00)	AQH Rtg	AQH Shr	AQH (00)	Cume (00)	AQH Rtg	AQH Shr
KFRG-FM																				
SP '05	10	318	.2	1.7	9	126	.2	1.3	9	169	.2	1.6	14	164	.3	1.9	7	89	.2	1.5
WI '05	13	378	.3	2.4	12	156	.3	1.9	12	125	.3	2.2	16	219	.4	2.3	10	130	.2	2.5
FA '04	15	271	.3	2.7	22	125	.5	3.2	20	131	.5	3.4	21	148	.5	3.1	9	97	.2	2.1
SU '04	16	363	.4	3.2	12	155	.3	2.3	21	188	.5	3.3	21	212	.5	3.6	7	103	.2	1.9
4-Book	14	333	.3	2.5	14	141	.3	2.2	16	153	.4	2.6	18	186	.4	2.7	8	105	.2	2.0
SP '04	15	386	.4	2.9	16	164	.4	2.6	19	187	.5	3.5	17	187	.4	2.6	7	75	.2	1.7
KGGI-FM																				
SP '05	90	1890	2.0	15.6	119	1069	2.7	17.3	66	875	1.5	11.5	102	984	2.3	13.6	88	883	2.0	18.8
WI '05	83	1767	1.9	15.6	103	970	2.3	15.9	66	666	1.5	12.3	113	1036	2.5	16.4	63	677	1.4	15.7
FA '04	94	1781	2.1	17.0	108	940	2.4	16.0	80	774	1.8	13.7	122	1075	2.8	17.9	74	783	1.7	17.5
SU '04	72	1774	1.7	14.4	60	749	1.4	11.3	91	1025	2.2	14.2	92	1033	2.2	15.6	59	768	1.4	16.4
4-Book	85	1803	1.9	15.7	98	932	2.2	15.1	76	835	1.8	12.9	107	1032	2.5	15.9	71	778	1.6	17.1
SP '04	73	1864	1.8	14.3	76	891	1.8	12.3	55	793	1.3	10.1	97	1042	2.3	15.0	72	807	1.7	18.0
KOLA-FM																				
SP '05	8	257	.2	1.4	8	77	.2	1.2	13	127	.3	2.3	10	90	.2	1.3	4	87	.1	.9
WI '05	9	291	.2	1.7	14	118	.3	2.2	11	124	.2	2.0	10	147	.2	1.4	3	69	.1	.7
FA '04	5	171	.1	.9	7	74	.2	1.0	4	48	.1	.7	9	83	.2	1.3	3	36	.1	.7
SU '04	8	368	.2	1.6	7	123	.2	1.3	11	186	.3	1.7	7	155	.2	1.2	4	95	.1	1.1
4-Book	8	272	.2	1.4	9	98	.2	1.4	10	121	.2	1.7	9	119	.2	1.3	4	72	.1	.9
SP '04	8	359	.2	1.6	8	95	.2	1.3	12	113	.3	2.2	14	179	.3	2.2	4	57	.1	1.0
KTDD-AM																				
SP '05		6								6										
WI '05																				
FA '04		5				5				5										
SU '04		6								6										
4-Book		4				1				4										
SP '04		16												5				11		
KWIE-FM																				
SP '05	62	1273	1.4	10.7	57	624	1.3	8.3	61	662	1.4	10.6	89	801	2.0	11.9	56	597	1.3	11.9
WI '05	62	1249	1.4	11.7	77	657	1.7	11.9	62	582	1.4	11.5	86	829	1.9	12.4	48	583	1.1	12.0
FA '04	45	1085	1.0	8.2	42	539	.9	6.2	35	523	.8	6.0	61	602	1.4	8.9	48	476	1.1	11.3
SU '04	54	1118	1.3	10.8	52	519	1.2	9.8	63	580	1.5	9.8	64	692	1.5	10.9	42	472	1.0	11.7
4-Book	56	1181	1.3	10.4	57	585	1.3	9.1	55	587	1.3	9.5	75	731	1.7	11.0	49	532	1.1	11.7
SP '04	68	1149	1.6	13.3	70	671	1.7	11.3	71	587	1.7	13.0	95	725	2.3	14.7	58	567	1.4	14.5
KXRS-FM																				
SP '05	5	85	.1	.9	3	38	.1	.4	9	30	.2	1.6	6	41	.1	.8	6	49	.1	1.3
WI '05	2	57	.1	.4	1	13	.1	.2	1	6	.1	.2	1	7	.1	.1	2	22	.1	.5
FA '04	4	98	.1	.7	7	25	.2	1.0	7	54	.2	1.2	1	23	.1	.7	2	50	.1	.5
SU '04	1	41	.1	.2	1	8	.1	.2	2	12	.1	.3	1	23	.1	.2	2	21	.1	.6
4-Book	3	70	.1	.6	3	21	.1	.5	5	26	.1	.8	2	24	.1	.3	3	36	.1	.7
SP '04	4	74	.1	.8	3	26	.1	.5	6	27	.1	1.1	4	19	.1	.6	5	39	.1	1.2
KXSB-FM																				
SP '05	19	243	.4	3.3	18	91	.4	2.6	31	79	.7	5.4	28	139	.6	3.7	14	72	.3	3.0
WI '05	9	207	.2	1.7	13	77	.3	2.0	12	87	.3	2.2	8	103	.2	1.2	6	79	.1	1.5
FA '04	18	245	.4	3.3	28	133	.6	4.1	23	138	.5	4.0	15	129	.3	2.2	7	102	.2	1.7
SU '04	16	141	.4	3.2	20	90	.5	3.8	32	87	.8	5.0	10	65	.2	1.7	4	39	.1	1.1
4-Book	16	209	.4	2.9	20	98	.5	3.1	25	98	.6	4.2	15	109	.3	2.2	8	73	.2	1.8
SP '04	12	185	.3	2.4	16	103	.4	2.6	22	114	.5	4.0	12	132	.3	1.9	4	60	.1	1.0
KABC-AM																				
SP '05		22							2	9		.3						7		
WI '05																				
FA '04		13				7			1	13		.2								
SU '04		7			1	7		.2												
4-Book		11				4		.1	1	6		.1						2		
SP '04																				

** Station(s) not reported this survey.

* Listener estimates adjusted for reported broadcast schedule.

+ Station(s) changed call letters - see Page 13.

4-Book: Avg. of current and previous 3 surveys.
2-Book: Avg. of most recent 2 surveys.

Target Listener Trends

Persons 12-24																				
Monday-Sunday 6AM-MID				Monday-Friday 6AM-10AM				Monday-Friday 10AM-3PM				Monday-Friday 3PM-7PM				Monday-Friday 7PM-MID				
AQH (00)	Cume (00)	AQH Rtg	AQH Shr	AQH (00)	Cume (00)	AQH Rtg	AQH Shr	AQH (00)	Cume (00)	AQH Rtg	AQH Shr	AQH (00)	Cume (00)	AQH Rtg	AQH Shr	AQH (00)	Cume (00)	AQH Rtg	AQH Shr	
KBIG-FM																				
SP '05	4	144	.1	.7	5	51	.1	.7	7	59	.2	1.2	4	42	.1	.5	2	29	.1	.4
WI '05	6	197	.1	1.1	6	46	.1	.9	5	51	.1	.9	10	85	.2	1.4	6	73	.1	1.5
FA '04	1	95		.2	1	22		.1	2	32		.3	2	37		.3		6		
SU '04	6	191	.1	1.2	7	72	.2	1.3	15	113	.4	2.3	6	79	.1	1.0	2	63		.6
4-Book	4	157	.1	.8	5	48	.1	.8	7	64	.2	1.2	6	61	.1	.8	3	43		.6
SP '04	5	122	.1	1.0	6	35	.1	1.0	8	55	.2	1.5	9	53	.2	1.4	5	53	.1	1.2
KCBS-FM																				
SP '05	7	224	.2	1.2	7	65	.2	1.0	9	70	.2	1.6	9	98	.2	1.2	2	44		.4
WI '05	4	184	.1	.8	1	46		.2	4	53	.1	.7	6	99	.1	.9	2	34		.5
FA '04	7	187	.2	1.3	7	73	.2	1.0	12	59	.3	2.1	12	120	.3	1.8	2	52		.5
SU '04	6	155	.1	1.2	7	61	.2	1.3	10	95	.2	1.6	5	59	.1	.8	3	63	.1	.8
4-Book	6	188	.2	1.1	6	61	.2	.9	9	69	.2	1.5	8	94	.2	1.2	2	48		.6
SP '04	3	221	.1	.6	3	92	.1	.5	3	72	.1	.5	3	89	.1	.5	3	55	.1	.7
KFI -AM																				
SP '05	7	136	.2	1.2	5	70	.1	.7	8	69	.2	1.4	13	48	.3	1.7	3	18	.1	.6
WI '05	2	101		.4	3	50	.1	.5	4	32	.1	.7	3	39	.1	.4	3	21	.1	.7
FA '04	5	153	.1	.9	3	49	.1	.4	10	70	.2	1.7	6	38	.1	.9	8	44	.2	1.9
SU '04	6	134	.1	1.2	11	52	.3	2.1	10	73	.2	1.6	11	56	.3	1.9	2	34		.6
4-Book	5	131	.1	.9	6	55	.2	.9	8	61	.2	1.4	8	45	.2	1.2	4	29	.1	1.0
SP '04	5	126	.1	1.0	5	50	.1	.8	11	45	.3	2.0	7	54	.2	1.1	2	32		.5
KFWB-AM																				
SP '05		9											1	9		.1		9		.4
WI '05	**	**	**	**	**	**	**	**	**	**	**	**	**	**	**	**	**	**	**	**
FA '04		15												4						
SU '04		6																		
4-Book	**	**	**	**	**	**	**	**	**	**	**	**	**	**	**	**	**	**	**	**
SP '04	1	34		.2	2	20		.3	1	14		.2		6			1	14		.2
KHHT-FM																				
SP '05	8	357	.2	1.4	7	121	.2	1.0	8	139	.2	1.4	9	158	.2	1.2	10	158	.2	2.1
WI '05	15	391	.3	2.8	20	127	.5	3.1	19	130	.4	3.5	15	176	.3	2.2	12	113	.3	3.0
FA '04	18	409	.4	3.3	24	149	.5	3.5	23	222	.5	4.0	16	171	.4	2.3	11	140	.2	2.6
SU '04	16	395	.4	3.2	14	126	.3	2.6	17	240	.4	2.6	15	172	.4	2.5	19	165	.5	5.3
4-Book	14	388	.3	2.7	16	131	.4	2.6	17	183	.4	2.9	14	169	.3	2.1	13	144	.3	3.3
SP '04	11	444	.3	2.2	11	167	.3	1.8	10	131	.2	1.8	15	189	.4	2.3	12	149	.3	3.0
KIIS-FM																				
SP '05	48	1061	1.1	8.3	61	546	1.4	8.9	49	452	1.1	8.5	70	667	1.6	9.3	30	371	.7	6.4
WI '05	34	977	.8	6.4	45	494	1.0	7.0	35	369	.8	6.5	44	466	1.0	6.4	26	272	.6	6.5
FA '04	34	964	.8	6.2	39	457	.9	5.8	23	399	.5	4.0	50	538	1.1	7.3	30	376	.7	7.1
SU '04	32	1002	.8	6.4	32	392	.8	6.0	35	504	.8	5.4	46	600	1.1	7.8	27	367	.6	7.5
4-Book	37	1001	.9	6.8	44	472	1.0	6.9	36	431	.8	6.1	53	568	1.2	7.7	28	347	.7	6.9
SP '04	35	994	.8	6.9	43	447	1.0	6.9	28	406	.7	5.1	49	507	1.2	7.6	30	334	.7	7.5
KKBT-FM																				
SP '05	18	656	.4	3.1	17	240	.4	2.5	14	214	.3	2.4	24	332	.5	3.2	16	208	.4	3.4
WI '05	22	650	.5	4.1	28	310	.6	4.3	19	228	.4	3.5	27	301	.6	3.9	11	176	.2	2.7
FA '04	20	737	.5	3.6	29	301	.7	4.3	18	320	.4	3.1	26	377	.6	3.8	20	315	.5	4.7
SU '04	22	744	.5	4.4	29	236	.7	5.5	33	413	.8	5.1	21	292	.5	3.6	16	234	.4	4.4
4-Book	21	697	.5	3.8	26	272	.6	4.2	21	294	.5	3.5	25	326	.6	3.6	16	233	.4	3.8
SP '04	26	756	.6	5.1	24	305	.6	3.9	24	279	.6	4.4	41	428	1.0	6.3	22	257	.5	5.5
KLAC-AM																				
SP '05		13											1	13		.1				
WI '05																				
FA '04		9						5												
SU '04	**	**	**	**	**	**	**	**	**	**	**	**	**	**	**	**	**	**	**	**
4-Book	**	**	**	**	**	**	**	**	**	**	**	**	**	**	**	**	**	**	**	**
SP '04		18												6					6	

** Station(s) not reported this survey. * Listener estimates adjusted for reported broadcast schedule. + Station(s) changed call letters - see Page 13. 4-Book: Avg. of current and previous 3 surveys. 2-Book: Avg. of most recent 2 surveys.

Target Listener Trends

Persons 12-24

Target Listener Trends - Persons 12-24

	Monday-Sunday 6AM-MID				Monday-Friday 6AM-10AM				Monday-Friday 10AM-3PM				Monday-Friday 3PM-7PM				Monday-Friday 7PM-MID			
	AQH (00)	Cume (00)	AQH Rtg	AQH Shr	AQH (00)	Cume (00)	AQH Rtg	AQH Shr	AQH (00)	Cume (00)	AQH Rtg	AQH Shr	AQH (00)	Cume (00)	AQH Rtg	AQH Shr	AQH (00)	Cume (00)	AQH Rtg	AQH Shr
	KLAX-FM																			
SP '05	7	154	.2	1.2	11	59	.2	1.6	9	47	.2	1.6	5	64	.1	.7	3	44	.1	.6
WI '05	5	151	.1	.9	10	54	.2	1.5	5	54	.1	.9	8	69	.2	1.2	2	28		.5
FA '04	2	116		.4		25			1	27		.2	4	61	.1	.6	2	25		.5
SU '04	8	185	.2	1.6	9	85	.2	1.7	7	63	.2	1.1	10	74	.2	1.7	6	57	.1	1.7
4-Book	6	152	.1	1.0	8	56	.2	1.2	6	48	.1	1.0	7	67	.2	1.1	3	39	.1	.8
SP '04	6	170	.1	1.2	14	96	.3	2.3	7	77	.2	1.3	5	61	.1	.8	5	63	.1	1.2
KLOS-FM																				
SP '05	5	154	.1	.9	11	74	.2	1.6	5	66	.1	.9	5	81	.1	.7	1	39		.2
WI '05	6	204	.1	1.1	8	99	.2	1.2	5	88	.1	.9	9	102	.2	1.3	4	43	.1	1.0
FA '04	2	132		.4	7	58	.2	1.0	1	33		.2	3	43	.1	.4	1	20		.2
SU '04	2	131		.4	3	55	.1	.6	2	64		.3	1	18		.2	1	21		.3
4-Book	4	155	.1	.7	7	72	.2	1.1	3	63	.1	.6	5	61	.1	.7	2	31		.4
SP '04	4	254	.1	.8	5	125	.1	.8	4	83	.1	.7	8	121	.2	1.2	2	55		.5
KLSX-FM																				
SP '05	5	98	.1	.9	15	77	.3	2.2	6	40	.1	1.0	4	37	.1	.5	4	28	.1	.9
WI '05	7	103	.2	1.3	13	45	.3	2.0	3	36	.1	.6	19	52	.4	2.7	3	16	.1	.7
FA '04	12	104	.3	2.2	32	77	.7	4.7	23	45	.5	4.0	8	62	.2	1.2	2	27		.5
SU '04	10	95	.2	2.0	13	50	.3	2.5	26	59	.6	4.0	16	70	.4	2.7	1	20		.3
4-Book	9	100	.2	1.6	18	62	.4	2.9	15	45	.3	2.4	12	55	.3	1.8	3	23	.1	.6
SP '04	6	93	.1	1.2	12	40	.3	1.9	6	36	.1	1.1	14	69	.3	2.2	1	14		.2
KLVE-FM																				
SP '05	20	386	.5	3.5	25	217	.6	3.6	19	176	.4	3.3	20	216	.5	2.7	26	208	.6	5.5
WI '05	15	321	.3	2.8	13	114	.3	2.0	21	148	.5	3.9	14	153	.3	2.0	9	119	.2	2.2
FA '04	20	438	.5	3.6	13	124	.3	1.9	31	195	.7	5.3	22	224	.5	3.2	17	197	.4	4.0
SU '04	10	205	.2	2.0	18	117	.4	3.4	16	118	.4	2.5	6	85	.1	1.0	9	69	.2	2.5
4-Book	16	338	.4	3.0	17	143	.4	2.7	22	159	.5	3.8	16	170	.4	2.2	15	148	.4	3.6
SP '04	10	262	.2	2.0	17	145	.4	2.7	9	66	.2	1.6	6	83	.1	.9	9	115	.2	2.2
KLYY-FM																				
SP '05	15	371	.3	2.6	22	200	.5	3.2	16	137	.4	2.8	30	168	.7	4.0	5	87	.1	1.1
WI '05	18	427	.4	3.4	18	157	.4	2.8	29	260	.7	5.4	18	189	.4	2.6	10	148	.2	2.5
FA '04	18	493	.4	3.3	22	206	.5	3.2	27	238	.6	4.6	17	218	.4	2.5	12	140	.3	2.8
SU '04	19	402	.5	3.8	13	150	.3	2.5	26	223	.6	4.0	29	206	.7	4.9	11	108	.3	3.1
4-Book	18	423	.4	3.3	19	178	.4	2.9	25	215	.6	4.2	24	195	.6	3.5	10	121	.2	2.4
SP '04	22	459	.5	4.3	22	185	.5	3.5	44	222	1.1	8.1	16	205	.4	2.5	12	172	.3	3.0
KMXE-AM																				
SP '05		20				6				5				9		.1		15		.2
WI '05	**	**	**	**	**	**	**	**	**	**	**	**	**	**	**	**	**	**	**	**
FA '04	2	39		.4	3	18	.1	.4	1	23		.2		6			3	21	.1	.7
SU '04	**	**	**	**	**	**	**	**	**	**	**	**	**	**	**	**	**	**	**	**
4-Book	**	**	**	**	**	**	**	**	**	**	**	**	**	**	**	**	**	**	**	**
SP '04																				
KMZT-FM																				
SP '05	1	27		.2	2	21		.3	1	6		.2		6				13		
WI '05	2	18		.4	2	12		.3	6	6	.1	1.1	3	12	.1	.4				
FA '04	2	44		.4	3	24	.1	.4	1	20		.2	1	27		.1	3	16	.1	.7
SU '04	1	53		.2	6	29	.1	1.1	1	26		.2		6			1	19		.3
4-Book	2	36		.3	3	22	.1	.5	2	15		.4	1	13		.1	1	12		.3
SP '04	1	32		.2	2	6		.3	1	9		.2	1	17		.2	2	15		.5
KNX -AM																				
SP '05		28			1	11		.1		6			1	21		.1				
WI '05		12				6														
FA '04		26				10				6								5		
SU '04		16								6				4						
4-Book		21				7				5				6				1		
SP '04		59			1	21		.2		16				13				12		

** Station(s) not reported this survey.

* Listener estimates adjusted for reported broadcast schedule.

+ Station(s) changed call letters - see Page 13.

4-Book: Avg. of current and previous 3 surveys.
2-Book: Avg. of most recent 2 surveys.

Target Listener Trends

Persons 12-24																				
Monday-Sunday 6AM-MID				Monday-Friday 6AM-10AM				Monday-Friday 10AM-3PM				Monday-Friday 3PM-7PM				Monday-Friday 7PM-MID				
AQH (00)	Cume (00)	AQH Rtg	AQH Shr	AQH (00)	Cume (00)	AQH Rtg	AQH Shr	AQH (00)	Cume (00)	AQH Rtg	AQH Shr	AQH (00)	Cume (00)	AQH Rtg	AQH Shr	AQH (00)	Cume (00)	AQH Rtg	AQH Shr	
KOST-FM																				
SP '05	13	274	.3	2.3	15	96	.3	2.2	23	121	.5	4.0	16	116	.4	2.1	10	80	.2	2.1
WI '05	7	206	.2	1.3	7	66	.2	1.1	7	60	.2	1.3	7	94	.2	1.0	8	80	.2	2.0
FA '04	7	202	.2	1.3	7	56	.2	1.0	11	84	.2	1.9	10	91	.2	1.5	4	85	.1	.9
SU '04	7	182	.2	1.4	5	85	.1	.9	9	95	.2	1.4	3	37	.1	.5	9	67	.2	2.5
4-Book	9	216	.2	1.6	9	76	.2	1.3	13	90	.3	2.2	9	85	.2	1.3	8	78	.2	1.9
SP '04	6	220	.1	1.2	5	70	.1	.8	12	76	.3	2.2	4	76	.1	.6	3	61	.1	.7
KPLM-FM																				
SP '05	1	54		.2	3	14	.1	.4	1	19		.2	2	22		.3				
WI '05	1	24		.2	1	12		.2	1	6		.2	1	24		.1				
FA '04	**	**	**	**	**	**	**	**	**	**	**	**	**	**	**	**	**	**	**	**
SU '04	**	**	**	**	**	**	**	**	**	**	**	**	**	**	**	**	**	**	**	**
4-Book	**	**	**	**	**	**	**	**	**	**	**	**	**	**	**	**	**	**	**	**
SP '04		16			1	10		.2		5			1	11		.2		5		
KPWR-FM																				
SP '05	27	701	.6	4.7	31	281	.7	4.5	34	302	.8	5.9	31	389	.7	4.1	18	307	.4	3.8
WI '05	21	653	.5	3.9	28	289	.6	4.3	18	206	.4	3.4	32	340	.7	4.6	10	208	.2	2.5
FA '04	29	770	.7	5.3	35	431	.8	5.2	24	386	.5	4.1	44	416	1.0	6.5	22	276	.5	5.2
SU '04	25	792	.6	5.0	23	237	.6	4.3	26	339	.6	4.0	35	404	.8	5.9	19	301	.5	5.3
4-Book	26	729	.6	4.7	29	310	.7	4.6	26	308	.6	4.4	36	387	.8	5.3	17	273	.4	4.2
SP '04	24	811	.6	4.7	37	294	.9	6.0	20	301	.5	3.7	29	397	.7	4.5	23	274	.6	5.7
KRCV-FM																				
SP '05		19								6				19		.1		6		
WI '05	1	28		.2	2	8		.3	2	20		.4	1	14		.1	1	6		.2
FA '04	**	**	**	**	**	**	**	**	**	**	**	**	**	**	**	**	**	**	**	**
SU '04	1	14		.2	1	14		.2		8				6			1	14		.3
4-Book	**	**	**	**	**	**	**	**	**	**	**	**	**	**	**	**	**	**	**	**
SP '04		19												1	19		.2		12	
KROQ-FM																				
SP '05	20	530	.5	3.5	24	218	.5	3.5	21	238	.5	3.7	28	290	.6	3.7	14	219	.3	3.0
WI '05	15	449	.3	2.8	12	191	.3	1.9	12	182	.3	2.2	21	263	.5	3.0	16	204	.4	4.0
FA '04	15	423	.3	2.7	19	204	.4	2.8	16	170	.4	2.7	20	184	.5	2.9	14	131	.3	3.3
SU '04	21	510	.5	4.2	15	184	.4	2.8	23	288	.6	3.6	28	297	.7	4.8	18	179	.4	5.0
4-Book	18	478	.4	3.3	18	199	.4	2.8	18	220	.5	3.1	24	259	.6	3.6	16	183	.4	3.8
SP '04	20	550	.5	3.9	25	224	.6	4.0	30	256	.7	5.5	23	315	.6	3.6	16	227	.4	4.0
KRTH-FM																				
SP '05	3	141	.1	.5	2	35		.3	1	19		.2	3	51	.1	.4	1	25		.2
WI '05	3	124	.1	.6	2	47		.3	2	38		.4	3	49	.1	.4	4	50	.1	1.0
FA '04	3	144	.1	.5	5	62	.1	.7	3	60	.1	.5	6	64	.1	.9	1	26		.2
SU '04	4	220	.1	.8	4	73	.1	.8	6	109	.1	.9	6	88	.1	1.0	2	24		.6
4-Book	3	157	.1	.6	3	54	.1	.5	3	57	.1	.5	5	63	.1	.7	2	31		.5
SP '04	4	215	.1	.8	3	53	.1	.5	5	77	.1	.9	5	78	.1	.8	2	54		.5
KSCA-FM																				
SP '05	24	277	.5	4.2	33	164	.7	4.8	19	139	.4	3.3	40	164	.9	5.3	22	118	.5	4.7
WI '05	21	310	.5	3.9	50	245	1.1	7.7	19	167	.4	3.5	21	110	.5	3.0	10	88	.2	2.5
FA '04	23	381	.5	4.2	47	197	1.1	6.9	27	157	.6	4.6	16	129	.4	2.3	9	83	.2	2.1
SU '04	20	282	.5	4.0	49	194	1.2	9.3	32	166	.8	5.0	15	103	.4	2.5	5	77	.1	1.4
4-Book	22	313	.5	4.1	45	200	1.0	7.2	24	157	.6	4.1	23	127	.6	3.3	12	92	.3	2.7
SP '04	11	264	.3	2.2	30	163	.7	4.8	12	102	.3	2.2	6	93	.1	.9	3	47	.1	.7
KSSE-FM																				
SP '05	5	146	.1	.9	12	66	.3	1.7	3	20	.1	.5	5	56	.1	.7	4	58	.1	.9
WI '05	5	165	.1	.9	7	78	.2	1.1	5	76	.1	.9	3	53	.1	.4	5	63	.1	1.2
FA '04	6	178	.1	1.1	10	65	.2	1.5	7	81	.2	1.2	8	89	.2	1.2	3	41	.1	.7
SU '04	6	162	.1	1.2	8	84	.2	1.5	6	80	.1	.9	9	92	.2	1.5	3	44	.1	.8
4-Book	6	163	.1	1.0	9	73	.2	1.5	5	64	.1	.9	6	73	.2	1.0	4	52	.1	.9
SP '04	5	128	.1	1.0	4	64	.1	.6	8	38	.2	1.5	8	60	.2	1.2	3	44	.1	.7

** Station(s) not reported this survey. * Listener estimates adjusted for reported broadcast schedule. + Station(s) changed call letters - see Page 13. 4-Book: Avg. of current and previous 3 surveys. 2-Book: Avg. of most recent 2 surveys.

Target Listener Trends

Target Listener Trends - Persons 12-24

	Persons 12-24																			
	Monday-Sunday 6AM-MID				Monday-Friday 6AM-10AM				Monday-Friday 10AM-3PM				Monday-Friday 3PM-7PM				Monday-Friday 7PM-MID			
	AQH (00)	Cume (00)	AQH Rtg	AQH Shr	AQH (00)	Cume (00)	AQH Rtg	AQH Shr	AQH (00)	Cume (00)	AQH Rtg	AQH Shr	AQH (00)	Cume (00)	AQH Rtg	AQH Shr	AQH (00)	Cume (00)	AQH Rtg	AQH Shr
KTVV-FM																				
SP '05	1	28	.2		2	20	.3			6			1	12	.1			13		
WI '05	2	94	.4		3	26	.5		1	13	.2		3	40	.1		6	62	.1	1.5
FA '04	2	64	.4		2	24	.3		1	23	.2		2	23	.3		1	22		.2
SU '04	1	78	.2						1	37	.2		3	35	.1	.5		20		
4-Book	2	66	.3		2	18	.3		1	20	.2		2	28	.1	.3	2	29		.4
SP '04	1	36	.2			8				8			1	10			1	12		.2
KWVE-FM																				
SP '05	2	69	.3		3	39	.1	.4	1	12	.2		2	30	.3		1	12		.2
WI '05	1	76	.2		2	19	.3		1	19	.2			12			3	17	.1	.7
FA '04	5	98	.1	.9	9	45	.2	1.3	6	56	.1	1.0	8	38	.2	1.2	2	13		.5
SU '04		45				6				4			1	11	.2			8		
4-Book	2	72	.4		4	27	.1	.5	2	23	.4		3	23	.1	.4	2	13		.4
SP '04	1	67	.2		1	18	.2		1	23	.2		1	17	.2			12		
KYSR-FM																				
SP '05	2	82	.3		3	24	.1	.4	1	36	.2		1	44	.1		1	13		.2
WI '05	2	82	.4		4	32	.1	.6	4	37	.1	.7	3	38	.1	.4		22		
FA '04	3	89	.1	.5	5	53	.1	.7	1	24	.2		5	47	.1	.7	3	25	.1	.7
SU '04	4	131	.1	.8	3	23	.1	.6	6	78	.1	.9	5	69	.1	.8	3	30	.1	.8
4-Book	3	96	.1	.5	4	33	.1	.6	3	44	.1	.5	4	50	.1	.5	2	23	.1	.4
SP '04	5	169	.1	1.0	11	87	.3	1.8	6	46	.1	1.1	3	69	.1	.5	3	49	.1	.7
KZLA-FM																				
SP '05	4	120	.1	.7	3	42	.1	.4	7	88	.2	1.2	5	83	.1	.7	1	24		.2
WI '05	2	110	.4		3	41	.1	.5	1	23	.2		4	59	.1	.6	1	31		.2
FA '04	3	94	.1	.5	6	43	.1	.9	6	46	.1	1.0	3	58	.1	.4	1	18		.2
SU '04	3	152	.1	.6	3	35	.1	.6	3	67	.1	.5	3	52	.1	.5	2	34		.6
4-Book	3	119	.1	.6	4	40	.1	.6	4	56	.1	.7	4	63	.1	.6	1	27		.3
SP '04	1	101	.2		1	21	.2		1	39	.2		3	79	.1	.5				
TOTALS																				
SP '05	577	4167	13.0		686	3428	15.5		575	2903	13.0		751	3508	16.9		469	2883	10.6	
WI '05	532	4160	12.0		647	3239	14.6		537	2697	12.1		691	3345	15.6		401	2598	9.0	
FA '04	552	4166	12.5		677	3252	15.3		582	2900	13.1		682	3366	15.4		423	2627	9.5	
SU '04	501	3913	12.0		529	2775	12.7		643	3083	15.4		589	3126	14.2		360	2521	8.6	
4-Book	541	4102	12.4		635	3174	14.5		584	2896	13.4		678	3336	15.5		413	2657	9.4	
SP '04	510	3974	12.3		620	3131	14.9		546	2750	13.1		647	3263	15.5		401	2645	9.6	

** Station(s) not reported this survey.

* Listener estimates adjusted for reported broadcast schedule.

+ Station(s) changed call letters - see Page 13.

4-Book: Avg. of current and previous 3 surveys.
2-Book: Avg. of most recent 2 surveys.

Target Listener Estimates

Persons 12-24																				
Monday-Friday 6AM-7PM				Weekend 6AM-MID				Saturday 6AM-10AM				Saturday 10AM-3PM				Saturday 3PM-7PM				
AQH (00)	Cume (00)	AQH Rtg	AQH Shr	AQH (00)	Cume (00)	AQH Rtg	AQH Shr	AQH (00)	Cume (00)	AQH Rtg	AQH Shr	AQH (00)	Cume (00)	AQH Rtg	AQH Shr	AQH (00)	Cume (00)	AQH Rtg	AQH Shr	
KAEH-FM																				
SP '05	10	161	.2	1.5	8	105	.2	1.6	17	35	.4	3.5	16	62	.4	2.3	8	19	.2	1.3
4-Book	13	188	.3	2.1	12	124	.3	2.6	13	35	.3	2.9	20	64	.5	2.8	16	40	.4	2.7
KATY-FM																				
SP '05	2	47	.3	.3	2	39	.4	.4	1	11	.2	.2	3	19	.1	.4	3	11	.1	.5
4-Book	**	**	**	**	**	**	**	**	**	**	**	**	**	**	**	**	**	**	**	**
KCAL-AM																				
SP '05	1	23	.2	.2	10	.2	.2	2	10	.3	.3	2	10	.3	.3	2	10	.3	.3	
4-Book	**	**	**	**	**	**	**	**	**	**	**	**	**	**	**	**	**	**	**	
KCAL-FM																				
SP '05	30	572	.7	4.5	26	334	.6	5.2	16	91	.4	3.3	32	105	.7	4.6	46	147	1.0	7.4
4-Book	32	548	.7	5.0	25	318	.6	5.3	17	64	.4	4.0	36	116	.8	5.0	30	103	.7	4.9
KCXX-FM																				
SP '05	28	609	.6	4.2	25	427	.6	5.0	28	98	.6	5.8	40	158	.9	5.7	25	96	.6	4.0
4-Book	26	561	.6	4.2	20	335	.5	4.3	20	70	.5	4.7	32	124	.7	4.5	24	92	.6	4.3
+KDAI-FM																				
SP '05	19	216	.4	2.9	13	207	.3	2.6	8	34	.2	1.7	8	38	.2	1.1	22	78	.5	3.5
4-Book	**	**	**	**	**	**	**	**	**	**	**	**	**	**	**	**	**	**	**	
KDIF-FM																				
SP '05	3	42	.1	.5	5	41	.1	1.0	6	23	.1	1.2	4	19	.1	.6	9	19	.2	1.4
4-Book	**	**	**	**	**	**	**	**	**	**	**	**	**	**	**	**	**	**	**	
KEZY-AM																				
SP '05	2	10	.3	.3	2	10	.4	.4	3	5	.1	.6	2	5	.3	.3	2	5	.3	
4-Book	3	17	.1	.4	2	15	.4	.4	2	4	.1	.5	2	7	.3	.3	1	2	.1	
KFRG-FM																				
SP '05	11	270	.2	1.7	11	158	.2	2.2	6	38	.1	1.2	14	75	.3	2.0	21	82	.5	3.4
4-Book	16	282	.4	2.5	13	169	.3	2.9	10	39	.2	2.4	22	79	.5	3.0	17	55	.4	3.0
KGGI-FM																				
SP '05	94	1661	2.1	14.2	86	1110	1.9	17.3	71	338	1.6	14.7	114	350	2.6	16.4	89	285	2.0	14.3
4-Book	93	1558	2.1	14.7	81	1066	1.8	17.2	62	262	1.4	14.3	106	384	2.4	14.9	91	304	2.1	15.3
KOLA-FM																				
SP '05	10	199	.2	1.5	7	113	.2	1.4	16	47	.4	3.3	13	37	.3	1.9	4	14	.1	.6
4-Book	9	224	.2	1.4	8	113	.2	1.7	10	39	.3	2.3	15	47	.4	2.2	8	26	.2	1.5
KTDD-AM																				
SP '05		6												1	1					
4-Book		4				1														
KWIE-FM																				
SP '05	68	1119	1.5	10.3	57	777	1.3	11.5	49	173	1.1	10.2	63	231	1.4	9.1	67	242	1.5	10.8
4-Book	62	1044	1.4	9.9	51	707	1.2	10.8	46	144	1.1	10.8	77	268	1.8	10.9	64	227	1.5	11.0
KXRS-FM																				
SP '05	6	60	.1	.9	3	32	.1	.6	10	19	.2	2.1	4	13	.1	.6	6	13	.1	1.0
4-Book	3	44	.1	.5	3	31	.1	.5	3	9	.1	.7	3	8	.1	.4	3	9	.1	.4
KXSB-FM																				
SP '05	26	195	.6	3.9	10	117	.2	2.0	6	20	.1	1.2	23	67	.5	3.3	11	15	.2	1.8
4-Book	20	173	.5	3.2	12	102	.3	2.6	8	29	.2	1.8	20	42	.5	2.8	16	38	.4	2.7
KABC-AM																				
SP '05	1	9	.2	.2		6							2	6	.3	.3				
4-Book	1	7	.1	.1		2							1	2	.1	.1				
KBIG-FM																				
SP '05	6	110	.1	.9	3	62	.1	.6	6	24	.1	1.2	7	18	.2	1.0	2	18	.3	
4-Book	6	122	.1	1.0	2	51	.1	.4	2	8	.3	.3	4	14	.1	.6	4	13	.1	.7

** Station(s) not reported this survey.

* Listener estimates adjusted for reported broadcast schedule.

+ Station(s) changed call letters - see Page 13.

4-Book: Avg. of current and previous 3 surveys.
2-Book: Avg. of most recent 2 surveys.

Target Listener Estimates

Persons 12-24																			
Monday-Friday 6AM-7PM				Weekend 6AM-MID				Saturday 6AM-10AM				Saturday 10AM-3PM				Saturday 3PM-7PM			
AQH (00)	Cume (00)	AQH Rtg	AQH Shr	AQH (00)	Cume (00)	AQH Rtg	AQH Shr	AQH (00)	Cume (00)	AQH Rtg	AQH Shr	AQH (00)	Cume (00)	AQH Rtg	AQH Shr	AQH (00)	Cume (00)	AQH Rtg	AQH Shr
KCBS-FM SP '05 8 142 .2 1.2 7 112 .2 1.4 5 28 .1 1.0 8 30 .2 1.1 9 31 .2 1.4 4-Book 8 134 .2 1.2 5 91 .1 1.0 5 21 .1 1.2 9 29 .2 1.2 7 26 .2 1.3																			
KFI -AM SP '05 9 109 .2 1.4 7 55 .2 1.4 6 29 .1 1.2 8 33 .2 1.1 3 33 .2 1.1 4-Book 7 111 .2 1.2 2 26 .1 .4 2 14 .5 .5 3 11 .1 .4																			
KFWB-AM SP '05 9 4-Book ** ** ** ** ** ** ** ** ** ** ** ** ** ** ** ** ** ** ** **																			
KHHT-FM SP '05 8 277 .2 1.2 7 175 .2 1.4 6 27 .1 1.2 14 71 .3 2.0 6 27 .1 1.0 4-Book 16 289 .4 2.5 13 198 .3 2.9 13 45 .3 3.0 20 66 .4 2.8 13 49 .3 2.2																			
KIIS-FM SP '05 59 939 1.3 8.9 39 560 .9 7.8 45 149 1.0 9.3 48 197 1.1 6.9 55 193 1.2 8.9 4-Book 43 860 1.0 6.9 30 527 .7 6.4 31 121 .7 7.1 41 194 .9 5.7 38 142 .9 6.6																			
KKBT-FM SP '05 18 545 .4 2.7 18 363 .4 3.6 17 59 .4 3.5 29 106 .7 4.2 25 86 .6 4.0 4-Book 24 570 .5 3.8 18 345 .4 3.8 14 53 .3 3.2 26 105 .6 3.6 24 83 .6 4.3																			
KLAC-AM SP '05 13 4-Book ** ** ** ** ** ** ** ** ** ** ** ** ** ** ** ** ** ** ** **																			
KLAX-FM SP '05 9 112 .2 1.4 8 69 .2 1.6 15 15 .3 3.1 10 26 .2 1.4 10 22 .2 1.6 4-Book 7 111 .2 1.1 6 71 .2 1.3 10 17 .2 2.3 10 30 .2 1.4 6 21 .1 1.2																			
KLOS-FM SP '05 7 128 .2 1.1 3 65 .1 .6 4 27 .1 .8 3 14 .1 .4 3 27 .1 .5 4-Book 5 130 .1 .8 3 59 .1 .7 2 12 .4 .4 4 20 .1 .6 5 23 .1 .9																			
KLSX-FM SP '05 8 90 .2 1.2 1 33 .2 .2 1 9 .2 .2 3 7 .1 .4 2 7 .1 .3 4-Book 15 93 .4 2.4 1 22 .3 .3 1 5 .3 .3 2 9 .2 .2 4 8 .1 .7																			
KLVE-FM SP '05 21 335 .5 3.2 13 220 .3 2.6 4 24 .1 .8 15 54 .3 2.2 22 50 .5 3.5 4-Book 18 271 .4 2.9 13 193 .3 2.8 12 39 .3 2.7 23 67 .5 3.2 19 62 .4 3.1																			
KLYY-FM SP '05 22 296 .5 3.3 10 157 .2 2.0 3 9 .1 .6 21 48 .5 3.0 9 25 .2 1.4 4-Book 22 355 .5 3.6 15 218 .4 3.2 9 25 .2 2.0 26 72 .6 3.6 19 55 .4 3.4																			
KMXE-AM SP '05 20 4-Book ** ** ** ** ** ** ** ** ** ** ** ** ** ** ** ** ** ** ** **																			
KMZT-FM SP '05 1 27 .2 .2 20 4-Book 2 28 .4 .4 1 25 .1 .1																			
KNX -AM SP '05 1 28 .2 .2 5 4-Book 1 15 .1 .1 6																			
KOST-FM SP '05 18 196 .4 2.7 6 141 .1 1.2 6 19 .1 1.2 7 31 .2 1.0 4 19 .1 .6 4-Book 10 156 .2 1.6 6 102 .1 1.3 3 13 .1 .7 9 25 .2 1.3 8 27 .2 1.5																			
KPLM-FM SP '05 2 42 .3 .3 2 26 .4 .4 2 4-Book ** ** ** ** ** ** ** ** ** ** ** ** ** ** ** ** ** ** ** **																			

Target Listener Estimates - Persons 12-24

** Station(s) not reported this survey.

* Listener estimates adjusted for reported broadcast schedule.

+ Station(s) changed call letters - see Page 13.

4-Book: Avg. of current and previous 3 surveys.
2-Book: Avg. of most recent 2 surveys.

Target Listener Estimates

Persons 12-24																				
Monday-Friday 6AM-7PM				Weekend 6AM-MID				Saturday 6AM-10AM				Saturday 10AM-3PM				Saturday 3PM-7PM				
AQH (00)	Cume (00)	AQH Rtg	AQH Shr	AQH (00)	Cume (00)	AQH Rtg	AQH Shr	AQH (00)	Cume (00)	AQH Rtg	AQH Shr	AQH (00)	Cume (00)	AQH Rtg	AQH Shr	AQH (00)	Cume (00)	AQH Rtg	AQH Shr	
KPWR-FM																				
SP '05	32	603	.7	4.8	24	354	.5	4.8	23	80	.5	4.8	34	132	.8	4.9	44	114	1.0	7.1
4-Book	30	589	.7	4.8	23	383	.6	5.0	20	73	.5	4.6	38	163	.9	5.4	37	118	.9	6.2
KRCV-FM																				
SP '05	1	19	.2	.2	**	**	**	**	**	**	**	**	**	**	**	**	**	**	**	**
4-Book	**	**	**	**	**	**	**	**	**	**	**	**	**	**	**	**	**	**	**	**
KROQ-FM																				
SP '05	24	450	.5	3.6	15	259	.3	3.0	14	60	.3	2.9	22	84	.5	3.2	19	65	.4	3.1
4-Book	20	402	.4	3.1	16	242	.4	3.4	15	60	.4	3.6	23	89	.6	3.3	17	62	.4	3.1
KRTH-FM																				
SP '05	2	88	.3	.3	5	50	.1	1.0	8	13	.2	1.7	9	25	.2	1.3	1	7	.1	.2
4-Book	4	119	.1	.6	4	53	.1	.7	3	8	.1	.7	5	17	.1	.7	3	9	.1	.5
KSCA-FM																				
SP '05	30	240	.7	4.5	15	139	.3	3.0	25	39	.6	5.2	19	58	.4	2.7	19	42	.4	3.1
4-Book	30	262	.7	4.8	15	169	.3	3.1	29	62	.7	6.8	26	65	.6	3.6	16	40	.3	2.6
KSSE-FM																				
SP '05	6	98	.1	.9	3	64	.1	.6	5	21	.1	1.0	3	21	.1	.4	2	10	.1	.3
4-Book	7	128	.2	1.0	4	76	.1	.8	5	20	.1	1.1	6	24	.2	.8	3	13	.1	.5
KTWV-FM																				
SP '05	1	20	.2	.2	1	12	.2	.2	2	2	.2	.2	1	6	.2	.2	4	5	.1	.6
4-Book	2	48	.3	.3	1	26	.2	.2	2	2	.2	.2	1	8	.2	.2	4	11	.1	.6
KWVE-FM																				
SP '05	2	56	.3	.3	1	32	.2	.2	2	4	.4	.4	2	10	.1	.3	1	5	.1	.2
4-Book	3	49	.1	.5	1	34	.3	.3	2	4	.4	.4	2	10	.1	.3	1	5	.1	.2
KYSR-FM																				
SP '05	2	75	.3	.3	2	44	.4	.4	3	11	.1	.4	3	11	.1	.4	3	19	.1	.5
4-Book	4	84	.1	.6	2	32	.4	.4	1	1	.1	.1	5	15	.1	.7	3	15	.1	.6
KZLA-FM																				
SP '05	5	107	.1	.8	5	66	.1	1.0	8	17	.2	1.7	15	28	.3	2.2	10	35	.2	1.6
4-Book	4	92	.1	.6	3	64	.1	.7	4	14	.1	.8	6	26	.1	.9	5	20	.1	.8
TOTALS																				
SP '05	663	4091	15.0	15.0	497	3386	11.2	11.2	482	1428	10.9	10.9	696	1829	15.7	15.7	621	1585	14.0	14.0
4-Book	629	4000	14.4	14.4	470	3306	10.8	10.8	430	1250	9.9	9.9	711	1871	16.3	16.3	581	1522	13.3	13.3

** Station(s) not reported this survey.

* Listener estimates adjusted for reported broadcast schedule.

+ Station(s) changed call letters - see Page 13.

4-Book: Avg. of current and previous 3 surveys.
2-Book: Avg. of most recent 2 surveys.

Target Listener Estimates

Persons 12-24

Target Listener Estimates - Persons 12-24

	Saturday 7PM-MID				Sunday 6AM-10AM				Sunday 10AM-3PM				Sunday 3PM-7PM				Sunday 7PM-MID			
	AQH (00)	Cume (00)	AQH Rtg	AQH Shr	AQH (00)	Cume (00)	AQH Rtg	AQH Shr	AQH (00)	Cume (00)	AQH Rtg	AQH Shr	AQH (00)	Cume (00)	AQH Rtg	AQH Shr	AQH (00)	Cume (00)	AQH Rtg	AQH Shr
	KAEH-FM SP '05 4-Book	6 13	13 31	.1 .3	1.4 3.1	2 3	6 12	.7 .1	.7 .8	10 14	47 37	.2 .3	1.8 2.8	2 9	18 26	.4 .2	.4 2.0	2 8	15 24	.2 .2
KATY-FM SP '05 4-Book	**	**	**	**	**	6 **	**	**	2 **	9 **	**	.4 **	5 **	22 **	.1 **	1.1 **	**	**	**	**
KCAL-AM SP '05 4-Book	**	**	**	**	**	**	**	**	**	**	**	**	**	**	**	**	1 **	5 **	.2 **	.2 **
KCAL-FM SP '05 4-Book	28 22	86 85	.6 .5	6.7 5.5	23 18	51 45	.5 .4	7.5 5.9	21 27	55 89	.5 .6	3.9 5.5	10 22	45 68	.2 .5	2.2 4.9	28 24	82 68	.6 .5	6.5 6.5
KCXX-FM SP '05 4-Book	27 23	97 82	.6 .5	6.5 5.8	7 7	40 28	.2 .2	2.3 2.4	28 22	111 84	.6 .5	5.2 4.3	25 20	85 80	.6 .5	5.5 4.5	19 12	56 50	.4 .3	4.4 3.2
+KDAI-FM SP '05 4-Book	19 **	66 **	.4 **	4.6 **	**	**	**	**	24 **	70 **	.5 **	4.4 **	17 **	38 **	.4 **	3.7 **	7 **	42 **	.2 **	1.6 **
KDIF-AM SP '05 4-Book	2 **	6 **	.5 **	.5 **	7 **	24 **	.2 **	2.3 **	2 **	13 **	.4 **	.4 **	3 **	19 **	.1 **	.7 **	5 **	19 **	.1 **	1.2 **
KEZY-AM SP '05 4-Book	1 1	5 4	.2 .2	.2 .2	4 3	10 8	.1 .1	1.3 1.0	3 4	5 7	.1 .1	.6 .8	1 2	5 5	.2 .4	.2 .4	1 1	5 4	.2 .4	.2 .4
KFRG-FM SP '05 4-Book	2 7	19 20	.5 .2	1.7 1.7	9 11	36 39	.2 .3	2.9 3.7	18 20	70 62	.4 .5	3.3 4.1	13 14	59 46	.3 .3	2.8 3.0	3 6	20 25	.1 .1	.7 1.7
KGGI-FM SP '05 4-Book	79 67	286 264	1.8 1.5	18.9 16.7	34 38	141 153	.8 .9	11.1 12.5	70 69	327 289	1.6 1.6	12.9 13.9	79 90	307 322	1.8 2.0	17.3 20.1	141 121	296 291	3.2 2.8	32.9 32.4
KOLA-FM SP '05 4-Book	2 4	15 18	.5 .1	1.0 1.0	3 3	10 10	.1 .1	1.0 1.0	5 10	34 34	.1 .2	.9 2.0	4 8	20 23	.1 .2	.9 1.8	9 5	9 16	.2 .1	2.1 1.3
KTDD-AM SP '05 4-Book																				
KWIE-FM SP '05 4-Book	47 52	211 202	1.1 1.2	11.3 13.0	38 31	158 114	.9 .7	12.4 10.2	61 40	236 164	1.4 .9	11.2 8.0	65 53	231 189	1.5 1.2	14.2 11.8	64 40	218 142	1.4 .9	15.0 10.8
KXRS-FM SP '05 4-Book	3 2	6 8	.1 .5	.7 .5	1 1	3 3	.4 .4	.4 .4	3 2	6 6	.1 .1	.6 .4	2 6	6 11	.1 .1	1.3 1.3	1 1	3 3	.3 .3	.3 .3
KXSB-FM SP '05 4-Book	11 6	18 18	.2 .1	2.6 1.5	2 7	16 28	.7 .2	.7 2.5	1 16	6 28	.2 .4	.2 3.3	10 18	24 40	.2 .4	2.2 4.1	14 6	23 21	.3 .1	3.3 1.5
KABC-AM SP '05 4-Book																				
KBIG-FM SP '05 4-Book	2 1	16 9	.5 .3	.5 .3	1 1	6 3	.3 .1	.3 .1	5 2	13 14	.1 .4	.9 .4	3 2	12 8	.1 .3	.7 .3	1 1	6 6	.2 .2	.2 .2

** Station(s) not reported this survey.

* Listener estimates adjusted for reported broadcast schedule.

+ Station(s) changed call letters - see Page 13.

4-Book: Avg. of current and previous 3 surveys.
2-Book: Avg. of most recent 2 surveys.

Target Listener Estimates

Persons 12-24																					
Saturday 7PM-MID				Sunday 6AM-10AM				Sunday 10AM-3PM				Sunday 3PM-7PM				Sunday 7PM-MID					
AQH (00)	Cume (00)	AQH Rtg	AQH Shr	AQH (00)	Cume (00)	AQH Rtg	AQH Shr	AQH (00)	Cume (00)	AQH Rtg	AQH Shr	AQH (00)	Cume (00)	AQH Rtg	AQH Shr	AQH (00)	Cume (00)	AQH Rtg	AQH Shr		
KCBS-FM																					
SP '05	11	31	.2	2.6	4	27	.1	1.3	9	43	.2	1.7	3	17	.1	.7	2	10	.5		
4-Book	4	17	.1	1.0	4	14	.1	1.2	6	29	.1	1.3	2	14	.1	.5	1	10	.3		
KFI -AM																					
SP '05					6	21	.1	2.0	19	36	.4	3.5	9	9	.2	2.0	5	9	.1	1.2	
4-Book		2			2	8		.6	5	12	.1	.9	2	2	.1	.5	1	2		.3	
KFVB-AM																					
SP '05	**	**	**	**	**	**	**	**	**	**	**	**	**	**	**	**	**	**	**	**	
4-Book	**	**	**	**	**	**	**	**	**	**	**	**	**	**	**	**	**	**	**	**	
KHHT-FM																					
SP '05	5	26	.1	1.2	3	18	.1	1.0	12	34	.3	2.2	4	27	.1	.9	9	28	.2	2.1	
4-Book	6	31	.1	1.6	11	33	.3	3.7	15	50	.4	3.1	9	44	.2	1.9	18	38	.4	5.2	
KIIS-FM																					
SP '05	36	127	.8	8.6	24	94	.5	7.8	45	168	1.0	8.3	36	160	.8	7.9	22	101	.5	5.1	
4-Book	25	92	.6	6.2	24	100	.6	8.0	39	162	.9	7.8	28	112	.6	6.2	19	82	.4	5.0	
KKBT-FM																					
SP '05	17	78	.4	4.1	15	44	.3	4.9	15	76	.3	2.8	17	68	.4	3.7	12	74	.3	2.8	
4-Book	18	82	.4	4.6	13	49	.3	4.1	17	92	.4	3.5	17	67	.4	3.9	14	54	.3	3.8	
KLAC-AM																					
SP '05	**	**	**	**	**	**	**	**	**	**	**	**	**	**	**	**	**	**	**	**	
4-Book	**	**	**	**	**	**	**	**	**	**	**	**	**	**	**	**	**	**	**	**	
KLAX-FM																					
SP '05	3	22	.1	.7	5	21	.1	1.6	10	25	.2	1.8	6	20	.1	1.3	4	15	.1	.9	
4-Book	4	21	.1	1.1	3	12	.1	1.0	7	20	.2	1.4	4	13	.1	.8	3	12	.1	.9	
KLOS-FM																					
SP '05	2	5		.5		7			4	21	.1	.7	6	20	.1	1.3					
4-Book	1	5		.3		3		.4	5	18	.1	1.0	5	16	.1	1.0		1	7	.3	
KLSX-FM																					
SP '05					5	25	.1	1.6	1	9		.2									
4-Book	1	3		.1	2	8	.1	.6	2	7		.4							1		
KLVE-FM																					
SP '05	7	45	.2	1.7	10	37	.2	3.3	17	63	.4	3.1	19	72	.4	4.2	10	52	.2	2.3	
4-Book	7	38	.2	1.8	9	28	.2	3.0	15	50	.4	3.0	12	43	.3	2.6	9	34	.2	2.3	
KLYY-FM																					
SP '05	6	27	.1	1.4	6	31	.1	2.0	16	42	.4	2.9	15	66	.3	3.3	2	17		.5	
4-Book	14	40	.3	3.7	12	37	.3	3.7	19	62	.4	3.8	14	42	.3	3.2	5	20	.1	1.5	
KMXE-AM																					
SP '05	**	**	**	**	**	**	**	**	**	**	**	**	**	**	**	**	**	**	1	5	.2
4-Book	**	**	**	**	**	**	**	**	**	**	**	**	**	**	**	**	**	**	**	**	**
KMZT-FM																					
SP '05					1	6		.3		8											
4-Book	1	1		.1	1	3		.3	1	9		.1	1	9		.3	1	1		.2	
KNX -AM																					
SP '05													1	5		.2					
4-Book										1			1	3		.1	1	2		.2	
KOST-FM																					
SP '05	13	35	.3	3.1	2	13		.7	5	50	.1	.9	5	32	.1	1.1	2	19		.5	
4-Book	9	23	.2	2.3	2	11		.6	5	26	.1	1.1	5	21	.1	1.1	6	21	.1	1.6	
KPLM-FM																					
SP '05	**	6	**	**	5	8	.1	1.6	7	8	.2	1.3	1	12		.2	**	**	**	**	
4-Book	**	**	**	**	**	**	**	**	**	**	**	**	**	**	**	**	**	**	**	**	

** Station(s) not reported this survey.

* Listener estimates adjusted for reported broadcast schedule.

+ Station(s) changed call letters - see Page 13.

4-Book: Avg. of current and previous 3 surveys.
2-Book: Avg. of most recent 2 surveys.

Target Listener Estimates

Persons 12-24

Target Listener Estimates - Persons 12-24

	Saturday 7PM-MID				Sunday 6AM-10AM				Sunday 10AM-3PM				Sunday 3PM-7PM				Sunday 7PM-MID			
	AQH (00)	Cume (00)	AQH Rtg	AQH Shr	AQH (00)	Cume (00)	AQH Rtg	AQH Shr	AQH (00)	Cume (00)	AQH Rtg	AQH Shr	AQH (00)	Cume (00)	AQH Rtg	AQH Shr	AQH (00)	Cume (00)	AQH Rtg	AQH Shr
KPWR-FM																				
SP '05	31	108	.7	7.4	16	62	.4	5.2	13	45	.3	2.4	14	59	.3	3.1	16	67	.4	3.7
4-Book	29	114	.7	7.1	14	46	.4	4.7	17	86	.4	3.6	20	66	.5	4.4	11	51	.3	2.9
KRCV-FM																				
SP '05	**	**	**	**	**	**	**	**	**	**	**	**	**	**	**	**	**	**	**	**
4-Book	**	**	**	**	**	**	**	**	**	**	**	**	**	**	**	**	**	**	**	**
KROQ-FM																				
SP '05	13	50	.3	3.1	11	40	.2	3.6	28	73	.6	5.2	12	47	.3	2.6	4	19	.1	.9
4-Book	11	46	.3	2.8	13	45	.3	4.2	21	70	.5	4.3	17	53	.4	3.8	9	30	.2	2.5
KRTH-FM																				
SP '05	1	7	.2	.2	7	7	.2	2.3	12	26	.3	2.2	3	13	.1	.7	2	7	.1	.5
4-Book	4	10	.1	.9	5	10	.1	1.6	6	15	.1	1.1	4	9	.1	.9	1	4	.1	.3
KSCA-FM																				
SP '05	7	14	.2	1.7	7	28	.2	2.3	12	39	.3	2.2	22	42	.5	4.8	10	28	.2	2.3
4-Book	10	37	.3	2.4	9	28	.2	3.0	7	27	.2	1.4	10	29	.2	2.2	8	30	.2	2.3
KSSE-FM																				
SP '05	3	11	.1	.7	1	5	.3	.3	3	19	.1	.6					3	20	.1	.7
4-Book	2	14	.1	.6	1	7	.3	.3	6	20	.1	1.2	3	13	.1	.8	3	14	.1	.9
KTWV-FM																				
SP '05																				
4-Book		3	.1	.1		8	.4	.4		5	.1	.1		6	.2	.2		6	.1	.4
KWVE-FM																				
SP '05					3	15	.1	1.0	1	8	.2	.2	2	6	.4	.4	1	6	.2	.2
4-Book					2	9	.1	.7	3	11	.1	.6	1	4	.3	.3	1	4	.1	.3
KYSR-FM																				
SP '05	1	13	.2	.2	2	12	.7	.7	4	26	.1	.7	3	14	.1	.7				
4-Book	1	6	.3	.3	1	4	.3	.3	2	9	.1	.3	1	6	.3	.3	1	5	.2	.2
KZLA-FM																				
SP '05	2	20	.5	.5	1	6	.3	.3	1	5	.2	.2	3	18	.1	.7				
4-Book	1	11	.3	.3	3	13	.8	.8	5	16	.1	.9	3	15	.1	.7	1	7	.2	.2
TOTALS																				
SP '05	417	1319	9.4	9.4	307	1044	6.9	6.9	543	1492	12.3	12.3	457	1356	10.3	10.3	428	1121	9.7	9.7
4-Book	400	1222	9.1	9.1	304	962	7.0	7.0	496	1428	11.4	11.4	447	1240	10.3	10.3	367	1010	8.4	8.4

** Station(s) not reported this survey.

* Listener estimates adjusted for reported broadcast schedule.

+ Station(s) changed call letters - see Page 13.

4-Book: Avg. of current and previous 3 surveys.
2-Book: Avg. of most recent 2 surveys.

Target Listener Trends

Persons 18-34																				
Monday-Sunday 6AM-MID				Monday-Friday 6AM-10AM				Monday-Friday 10AM-3PM				Monday-Friday 3PM-7PM				Monday-Friday 7PM-MID				
AQH (00)	Cume (00)	AQH Rtg	AQH Shr	AQH (00)	Cume (00)	AQH Rtg	AQH Shr	AQH (00)	Cume (00)	AQH Rtg	AQH Shr	AQH (00)	Cume (00)	AQH Rtg	AQH Shr	AQH (00)	Cume (00)	AQH Rtg	AQH Shr	
KAEH-FM																				
SP '05	18	298	.3	2.1	24	155	.5	2.1	32	166	.6	2.8	19	134	.4	1.8	5	70	.1	1.1
WI '05	22	340	.4	2.8	36	164	.7	3.3	28	180	.5	2.7	21	157	.4	2.2	9	94	.2	2.3
FA '04	19	304	.4	2.4	25	156	.5	2.2	28	132	.5	2.5	25	146	.5	2.6	7	62	.1	1.7
SU '04	10	176	.2	1.4	16	91	.3	1.7	11	88	.2	1.1	9	103	.2	1.1	6	25	.1	1.7
4-Book	17	280	.3	2.2	25	142	.5	2.3	25	142	.5	2.3	19	135	.4	1.9	7	63	.1	1.7
SP '04	6	149	.1	.9	9	60	.2	.9	6	69	.1	.6	10	98	.2	1.2	1	18		.3
KATY-FM																				
SP '05	9	97	.2	1.1	13	83	.2	1.1	17	69	.3	1.5	8	49	.2	.8	1	21		.2
WI '05	3	115	.1	.4	3	59	.1	.3	5	26	.1	.5	3	51	.1	.3		12		
FA '04	3	84	.1	.4	5	37	.1	.4	3	36	.1	.3	4	58	.1	.4	3	31	.1	.7
SU '04	**	**	**	**	**	**	**	**	**	**	**	**	**	**	**	**	**	**	**	**
4-Book	**	**	**	**	**	**	**	**	**	**	**	**	**	**	**	**	**	**	**	**
SP '04	2	53		.3	2	31		.2	4	35	.1	.4	3	37	.1	.4		12		
KCAL-AM																				
SP '05	4	40	.1	.5	3	21	.1	.3	4	27	.1	.3	8	14	.2	.8	2	14		.4
WI '05	4	70	.1	.5	7	29	.1	.6	6	22	.1	.6	3	40	.1	.3	1	9		.3
FA '04	2	45		.3	2	19		.2	2	22		.2	4	27	.1	.4	2	10		.5
SU '04	**	**	**	**	**	**	**	**	**	**	**	**	**	**	**	**	**	**	**	**
4-Book	**	**	**	**	**	**	**	**	**	**	**	**	**	**	**	**	**	**	**	**
SP '04	2	36		.3	2	19		.2	3	25	.1	.3	1	5		.1	2	13		.5
KCAL-FM																				
SP '05	34	692	.6	4.0	51	382	1.0	4.5	43	337	.8	3.7	41	342	.8	3.9	15	228	.3	3.3
WI '05	42	835	.8	5.3	53	364	1.0	4.8	53	411	1.0	5.1	52	495	1.0	5.4	28	291	.5	7.1
FA '04	39	722	.7	4.9	48	335	.9	4.2	44	386	.8	3.9	49	417	.9	5.1	36	199	.7	8.7
SU '04	43	717	.9	6.2	61	322	1.3	6.3	65	365	1.4	6.3	43	388	.9	5.3	17	239	.4	5.0
4-Book	40	742	.8	5.1	53	351	1.1	5.0	51	375	1.0	4.8	46	411	.9	4.9	24	239	.5	6.0
SP '04	33	680	.7	4.7	61	367	1.3	6.3	44	373	1.0	4.3	41	345	.9	5.0	18	180	.4	4.7
KCXX-FM																				
SP '05	34	564	.6	4.0	39	253	.7	3.4	48	372	.9	4.1	46	347	.9	4.4	19	210	.4	4.1
WI '05	22	706	.4	2.8	17	313	.3	1.5	38	385	.7	3.6	30	344	.6	3.1	14	218	.3	3.6
FA '04	28	542	.5	3.5	36	212	.7	3.2	38	234	.7	3.4	36	303	.7	3.8	12	154	.2	2.9
SU '04	22	510	.5	3.2	30	242	.6	3.1	24	262	.5	2.3	21	237	.5	2.6	24	152	.5	7.0
4-Book	27	581	.5	3.4	31	255	.6	2.8	37	313	.7	3.4	33	308	.7	3.5	17	184	.4	4.4
SP '04	17	585	.4	2.4	19	221	.4	2.0	24	291	.5	2.3	21	271	.5	2.6	11	222	.2	2.9
+KDAI-FM																				
SP '05	23	271	.4	2.7	25	135	.5	2.2	35	164	.7	3.0	31	170	.6	2.9	14	122	.3	3.1
WI '05	5	126	.1	.6	4	32	.1	.4	5	35	.1	.5	6	39	.1	.6	5	43	.1	1.3
FA '04	**	**	**	**	**	**	**	**	**	**	**	**	**	**	**	**	**	**	**	**
SU '04	**	**	**	**	**	**	**	**	**	**	**	**	**	**	**	**	**	**	**	**
4-Book	**	**	**	**	**	**	**	**	**	**	**	**	**	**	**	**	**	**	**	**
SP '04	12	97	.3	1.7	20	84	.4	2.1	11	64	.2	1.1	20	67	.4	2.4	5	49	.1	1.3
KDIF-AM																				
SP '05	7	88	.1	.8	14	67	.3	1.2	8	40	.2	.7	7	41	.1	.7	4	35	.1	.9
WI '05	2	54		.3	2	35		.2	4	22	.1	.4	2	28		.2				
FA '04	**	**	**	**	**	**	**	**	**	**	**	**	**	**	**	**	**	**	**	**
SU '04	3	36	.1	.4	5	27	.1	.5	6	12	.1	.6	1	12		.1	2	10		.6
4-Book	**	**	**	**	**	**	**	**	**	**	**	**	**	**	**	**	**	**	**	**
SP '04	4	73	.1	.6	9	39	.2	.9	8	49	.2	.8	1	14		.1	1	9		.3
KEZY-AM																				
SP '05	7	24	.1	.8	3	14	.1	.3	9	14	.2	.8	8	14	.2	.8	8	24	.2	1.7
WI '05	8	69	.2	1.0	12	41	.2	1.1	8	43	.2	.8	12	47	.2	1.2	4	28	.1	1.0
FA '04	9	40	.2	1.1	18	34	.3	1.6	13	34	.2	1.2	16	40	.3	1.7	2	23		.5
SU '04	7	26	.2	1.0	7	20	.2	.7	15	26	.3	1.5	7	20	.2	.9	3	11	.1	.9
4-Book	8	40	.2	1.0	10	27	.2	.9	11	29	.2	1.1	11	30	.2	1.2	4	22	.1	1.0
SP '04	**	**	**	**	**	**	**	**	**	**	**	**	**	**	**	**	**	**	**	**

** Station(s) not reported this survey.

* Listener estimates adjusted for reported broadcast schedule.

+ Station(s) changed call letters - see Page 13.

4-Book: Avg. of current and previous 3 surveys.
2-Book: Avg. of most recent 2 surveys.

Target Listener Trends

Persons 18-34

Target Listener Trends - Persons 18-34

	Monday-Sunday 6AM-MID				Monday-Friday 6AM-10AM				Monday-Friday 10AM-3PM				Monday-Friday 3PM-7PM				Monday-Friday 7PM-MID			
	AQH (00)	Cume (00)	AQH Rtg	AQH Shr	AQH (00)	Cume (00)	AQH Rtg	AQH Shr	AQH (00)	Cume (00)	AQH Rtg	AQH Shr	AQH (00)	Cume (00)	AQH Rtg	AQH Shr	AQH (00)	Cume (00)	AQH Rtg	AQH Shr
KFRG-FM																				
SP '05	19	530	.4	2.3	27	230	.5	2.4	27	327	.5	2.3	25	251	.5	2.4	8	110	.2	1.7
WI '05	26	563	.5	3.3	37	269	.7	3.4	22	183	.4	2.1	40	328	.8	4.1	15	152	.3	3.8
FA '04	33	549	.6	4.2	45	318	.9	4.0	52	292	1.0	4.6	43	359	.8	4.5	13	142	.2	3.1
SU '04	25	486	.5	3.6	30	222	.6	3.1	41	276	.9	4.0	33	299	.7	4.1	8	144	.2	2.3
4-Book	26	532	.5	3.4	35	260	.7	3.2	36	270	.7	3.3	35	309	.7	3.8	11	137	.2	2.7
SP '04	28	484	.6	4.0	29	203	.6	3.0	55	336	1.2	5.4	37	260	.8	4.5	7	111	.2	1.8
KGGI-FM																				
SP '05	86	1644	1.6	10.2	111	778	2.1	9.8	102	871	1.9	8.8	108	915	2.1	10.2	46	567	.9	10.0
WI '05	73	1699	1.4	9.3	87	776	1.7	7.9	90	801	1.7	8.6	83	932	1.6	8.6	40	523	.8	10.2
FA '04	82	1515	1.6	10.3	83	687	1.6	7.3	101	828	1.9	8.9	114	883	2.2	11.9	52	627	1.0	12.6
SU '04	61	1427	1.3	8.8	76	667	1.6	7.9	88	837	1.9	8.6	75	805	1.6	9.2	32	481	.7	9.3
4-Book	76	1571	1.5	9.7	89	727	1.8	8.2	95	834	1.9	8.7	95	884	1.9	10.0	43	550	.9	10.5
SP '04	50	1333	1.1	7.1	55	623	1.2	5.7	56	647	1.2	5.5	60	745	1.3	7.3	35	483	.8	9.2
KOLA-FM																				
SP '05	14	307	.3	1.7	17	125	.3	1.5	25	196	.5	2.2	12	122	.2	1.1	5	37	.1	1.1
WI '05	17	394	.3	2.2	14	131	.3	1.3	29	205	.6	2.8	23	187	.4	2.4	4	77	.1	1.0
FA '04	12	230	.2	1.5	15	107	.3	1.3	21	127	.4	1.9	22	128	.4	2.3	4	45	.1	1.0
SU '04	17	324	.4	2.5	17	125	.4	1.8	31	169	.7	3.0	19	161	.4	2.3	5	83	.1	1.5
4-Book	15	314	.3	2.0	16	122	.3	1.5	27	174	.6	2.5	19	150	.4	2.0	5	61	.1	1.2
SP '04	15	345	.3	2.1	19	116	.4	2.0	32	167	.7	3.1	16	169	.3	1.9	7	99	.2	1.8
KTDD-AM																				
SP '05		6								6										
WI '05		7				7			1	7		.1		7						
FA '04																				
SU '04		6																		
4-Book		5				2				3				2						
SP '04	1	38	.1		2	13		.2		6				11			2	13		.5
KVIE-FM																				
SP '05	64	1097	1.2	7.6	59	520	1.1	5.2	81	660	1.5	7.0	83	667	1.6	7.9	46	434	.9	10.0
WI '05	50	1038	1.0	6.3	64	590	1.2	5.8	63	501	1.2	6.0	57	598	1.1	5.9	28	428	.5	7.1
FA '04	34	836	.6	4.3	28	398	.5	2.5	42	466	.8	3.7	53	461	1.0	5.6	22	250	.4	5.3
SU '04	40	746	.9	5.8	43	371	.9	4.5	57	449	1.2	5.6	50	465	1.1	6.2	21	243	.5	6.1
4-Book	47	929	.9	6.0	49	470	.9	4.5	61	519	1.2	5.6	61	548	1.2	6.4	29	339	.6	7.1
SP '04	45	753	1.0	6.4	39	362	.8	4.0	59	450	1.3	5.8	51	460	1.1	6.2	38	306	.8	9.9
KXRS-FM																				
SP '05	12	129	.2	1.4	16	77	.3	1.4	18	56	.3	1.6	15	93	.3	1.4	9	58	.2	2.0
WI '05	5	106	.1	.6	8	43	.2	.7	4	36	.1	.4	6	27	.1	.6	4	36	.1	1.0
FA '04	7	121	.1	.9	13	66	.2	1.1	14	72	.3	1.2	4	46	.1	.4	2	61	.1	.5
SU '04	4	97	.1	.6	6	40	.1	.6	5	27	.1	.5	6	48	.1	.7	4	33	.1	1.2
4-Book	7	113	.1	.9	11	57	.2	1.0	10	48	.2	.9	8	54	.2	.8	5	47	.1	1.2
SP '04	6	92	.1	.9	10	53	.2	1.0	8	47	.2	.8	6	33	.1	.7	4	46	.1	1.0
KXSB-FM																				
SP '05	36	425	.7	4.3	44	201	.8	3.9	68	247	1.3	5.9	47	236	.9	4.4	17	112	.3	3.7
WI '05	22	358	.4	2.8	35	154	.7	3.2	39	216	.7	3.7	19	182	.4	2.0	7	81	.1	1.8
FA '04	31	443	.6	3.9	52	249	1.0	4.6	53	291	1.0	4.7	25	211	.5	2.6	10	133	.2	2.4
SU '04	30	296	.6	4.3	44	169	1.0	4.6	58	181	1.3	5.7	23	147	.5	2.8	11	71	.2	3.2
4-Book	30	381	.6	3.8	44	193	.9	4.1	55	234	1.1	5.0	29	194	.6	3.0	11	99	.2	2.8
SP '04	16	237	.3	2.3	24	133	.5	2.5	29	166	.6	2.8	14	125	.3	1.7	6	57	.1	1.6
KABC-AM																				
SP '05	2	42		.2	1	6		.1	2	9		.2	2	14		.2	3	20		.7
WI '05	2	7		.3	1	7		.1	3	7		.1	4	7		.1				
FA '04	2	29		.3					9	29		.2								
SU '04	1	24		.1		5				5			3	17		.1		7		
4-Book	2	26		.2	1	5		.1	4	13		.1	2	10		.1	1	7		.2
SP '04		19								15				7				5		

** Station(s) not reported this survey.

* Listener estimates adjusted for reported broadcast schedule.

+ Station(s) changed call letters - see Page 13.

4-Book: Avg. of current and previous 3 surveys.
2-Book: Avg. of most recent 2 surveys.

Target Listener Trends

Persons 18-34																				
Monday-Sunday 6AM-MID				Monday-Friday 6AM-10AM				Monday-Friday 10AM-3PM				Monday-Friday 3PM-7PM				Monday-Friday 7PM-MID				
AQH (00)	Cume (00)	AQH Rtg	AQH Shr	AQH (00)	Cume (00)	AQH Rtg	AQH Shr	AQH (00)	Cume (00)	AQH Rtg	AQH Shr	AQH (00)	Cume (00)	AQH Rtg	AQH Shr	AQH (00)	Cume (00)	AQH Rtg	AQH Shr	
KBIG-FM																				
SP '05	13	305	.2	1.5	15	125	.3	1.3	22	136	.4	1.9	15	118	.3	1.4	3	55	.1	.7
WI '05	10	283	.2	1.3	14	97	.3	1.3	15	122	.3	1.4	13	121	.2	1.3	5	100	.1	1.3
FA '04	4	197	.1	.5	8	86	.2	.7	4	81	.1	.4	7	106	.1	.7	1	20		.2
SU '04	12	243	.3	1.7	15	104	.3	1.6	31	152	.7	3.0	13	89	.3	1.6	3	61	.1	.9
4-Book	10	257	.2	1.3	13	103	.3	1.2	18	123	.4	1.7	12	109	.2	1.3	3	59	.1	.8
SP '04	10	267	.2	1.4	14	105	.3	1.5	17	127	.4	1.7	14	122	.3	1.7	6	71	.1	1.6
KCBS-FM																				
SP '05	19	409	.4	2.3	18	144	.3	1.6	30	211	.6	2.6	28	243	.5	2.6	8	123	.2	1.7
WI '05	6	271	.1	.8	4	109	.1	.4	8	103	.2	.8	10	126	.2	1.0	3	59	.1	.8
FA '04	13	305	.2	1.6	22	111	.4	1.9	23	128	.4	2.0	16	169	.3	1.7	3	60	.1	.7
SU '04	11	236	.2	1.6	14	92	.3	1.5	16	107	.3	1.6	15	132	.3	1.8	7	81	.2	2.0
4-Book	12	305	.2	1.6	15	114	.3	1.4	19	137	.4	1.8	17	168	.3	1.8	5	81	.2	1.3
SP '04	10	345	.2	1.4	9	137	.2	.9	13	144	.3	1.3	16	168	.3	1.9	7	77	.2	1.8
KFI -AM																				
SP '05	11	219	.2	1.3	14	94	.3	1.2	10	87	.2	.9	27	149	.5	2.6	5	46	.1	1.1
WI '05	21	313	.4	2.7	14	136	.3	1.3	33	173	.6	3.2	37	169	.7	3.8	19	48	.4	4.8
FA '04	14	287	.3	1.8	12	111	.2	1.1	33	167	.6	2.9	20	145	.4	2.1	7	58	.1	1.7
SU '04	19	329	.4	2.7	34	195	.7	3.5	19	160	.4	1.9	38	158	.8	4.7	14	90	.3	4.1
4-Book	16	287	.3	2.1	19	134	.4	1.8	24	147	.5	2.2	31	155	.6	3.3	11	61	.2	2.9
SP '04	20	254	.4	2.8	22	88	.5	2.3	35	155	.8	3.4	34	128	.7	4.1	15	68	.3	3.9
KFWB-AM																				
SP '05	1	25	.1			8			2	8	.2		2	25	.2		2	17		.4
WI '05	**	**	**	**	**	**	**	**	**	**	**	**	**	**	**	**	**	**	**	**
FA '04		23			1	8		.1					4							
SU '04		16				10			**	5		**	1	10	.1		**	**	**	**
4-Book	**	**	**	**	**	**	**	**	**	**	**	**	**	**	**	**	**	**	**	**
SP '04	2	92	.3		3	40	.1	.3	2	20	.2		1	29	.1		3	26	.1	.8
KHHT-FM																				
SP '05	13	424	.2	1.5	15	169	.3	1.3	14	180	.3	1.2	13	182	.2	1.2	9	137	.2	2.0
WI '05	19	435	.4	2.4	28	166	.5	2.5	29	164	.6	2.8	22	188	.4	2.3	9	118	.2	2.3
FA '04	27	528	.5	3.4	31	222	.6	2.7	34	326	.6	3.0	25	281	.5	2.6	22	170	.4	5.3
SU '04	17	475	.4	2.5	25	193	.5	2.6	29	241	.6	2.8	13	198	.3	1.6	15	149	.3	4.4
4-Book	19	466	.4	2.5	25	188	.5	2.3	27	228	.5	2.5	18	212	.4	1.9	14	144	.3	3.5
SP '04	17	534	.4	2.4	23	232	.5	2.4	16	190	.3	1.6	19	242	.4	2.3	13	155	.3	3.4
KIIS-FM																				
SP '05	39	859	.7	4.6	55	452	1.1	4.8	56	462	1.1	4.8	46	430	.9	4.4	13	219	.2	2.8
WI '05	26	935	.5	3.3	33	392	.6	3.0	43	422	.8	4.1	35	431	.7	3.6	12	167	.2	3.1
FA '04	15	745	.3	1.9	20	279	.4	1.8	17	327	.3	1.5	26	390	.5	2.7	8	147	.2	1.9
SU '04	27	892	.6	3.9	33	320	.7	3.4	29	410	.6	2.8	42	554	.9	5.2	19	238	.4	5.5
4-Book	27	858	.5	3.4	35	361	.7	3.3	36	405	.7	3.3	37	451	.8	4.0	13	193	.3	3.3
SP '04	21	766	.5	3.0	28	307	.6	2.9	25	360	.5	2.4	27	365	.6	3.3	12	192	.3	3.1
KKBT-FM																				
SP '05	15	517	.3	1.8	20	198	.4	1.8	17	231	.3	1.5	22	238	.4	2.1	9	122	.2	2.0
WI '05	21	537	.4	2.7	42	278	.8	3.8	16	234	.3	1.5	16	225	.3	1.7	7	125	.1	1.8
FA '04	27	567	.5	3.4	52	270	1.0	4.6	24	292	.5	2.1	33	273	.6	3.5	11	147	.2	2.7
SU '04	21	610	.5	3.0	35	230	.8	3.6	29	355	.6	2.8	20	271	.4	2.5	12	178	.3	3.5
4-Book	21	558	.4	2.7	37	244	.8	3.5	22	278	.4	2.0	23	252	.4	2.5	10	143	.2	2.5
SP '04	28	610	.6	4.0	29	308	.6	3.0	30	285	.6	2.9	45	385	1.0	5.5	19	232	.4	5.0
KLAC-AM																				
SP '05	2	23	.2		3	15	.1	.3	6	23	.1	.5								
WI '05	2	38	.3		2	25		.2	5	21	.1	.5	5	38	.1	.5				
FA '04	1	14	.1		1	7		.1		7			2	7			1	7		.2
SU '04	**	**	**	**	**	**	**	**	**	**	**	**	**	**	**	**	**	**	**	**
4-Book	**	**	**	**	**	**	**	**	**	**	**	**	**	**	**	**	**	**	**	**
SP '04		40											1	20	.1		1	26		.3

** Station(s) not reported this survey.

* Listener estimates adjusted for reported broadcast schedule.

+ Station(s) changed call letters - see Page 13.

4-Book: Avg. of current and previous 3 surveys.
2-Book: Avg. of most recent 2 surveys.

Target Listener Trends

Target Listener Trends - Persons 18-34

	Persons 18-34																				
	Monday-Sunday 6AM-MID				Monday-Friday 6AM-10AM				Monday-Friday 10AM-3PM				Monday-Friday 3PM-7PM				Monday-Friday 7PM-MID				
	AQH (00)	Cume (00)	AQH Rtg	AQH Shr	AQH (00)	Cume (00)	AQH Rtg	AQH Shr	AQH (00)	Cume (00)	AQH Rtg	AQH Shr	AQH (00)	Cume (00)	AQH Rtg	AQH Shr	AQH (00)	Cume (00)	AQH Rtg	AQH Shr	
KLAX-FM																					
SP '05	17	280	.3	2.0	34	169	.6	3.0	22	130	.4	1.9	12	139	.2	1.1	5	35	.1	1.1	
WI '05	10	256	.2	1.3	21	113	.4	1.9	14	144	.3	1.3	14	149	.3	1.4	1	28		.3	
FA '04	7	228	.1	.9	5	69	.1	.4	5	83	.1	.4	13	102	.2	1.4	3	54	.1	.7	
SU '04	21	278	.5	3.0	34	153	.7	3.5	25	123	.5	2.4	22	159	.5	2.7	8	89	.2	2.3	
4-Book	14	261	.3	1.8	24	126	.5	2.2	17	120	.3	1.5	15	137	.3	1.7	4	52	.1	1.1	
SP '04	19	347	.4	2.7	45	187	1.0	4.7	23	179	.5	2.2	18	143	.4	2.2	4	54	.1	1.0	
KLOS-FM																					
SP '05	5	170	.1	.6	16	109	.3	1.4	5	75	.1	.4	7	110	.1	.7	2	56		.4	
WI '05	13	283	.2	1.6	14	142	.3	1.3	15	141	.3	1.4	21	155	.4	2.2	7	63	.1	1.8	
FA '04	7	210	.1	.9	15	97	.3	1.3	9	88	.2	.8	10	91	.2	1.0	1	28		.2	
SU '04	5	242	.1	.7	18	128	.4	1.9	3	85	.1	.3	4	59	.1	.5	1	27		.3	
4-Book	8	226	.1	1.0	16	119	.3	1.5	8	97	.2	.7	11	104	.2	1.1	3	44		.7	
SP '04	8	331	.2	1.1	14	160	.3	1.5	6	110	.1	.6	10	132	.2	1.2	2	55		.5	
KLSX-FM																					
SP '05	23	334	.4	2.7	59	239	1.1	5.2	40	166	.8	3.5	23	164	.4	2.2	5	56	.1	1.1	
WI '05	25	320	.5	3.2	64	188	1.2	5.8	23	145	.4	2.2	47	186	.9	4.9	8	68	.2	2.0	
FA '04	33	339	.6	4.2	86	236	1.6	7.6	51	177	1.0	4.5	40	211	.8	4.2	7	53	.1	1.7	
SU '04	18	197	.4	2.6	28	120	.6	2.9	42	98	.9	4.1	29	131	.6	3.6	14	14		.7	
4-Book	25	298	.5	3.2	59	196	1.1	5.4	39	147	.8	3.6	35	173	.7	3.7	5	48	.1	1.2	
SP '04	19	250	.4	2.7	53	164	1.1	5.5	32	143	.7	3.1	24	145	.5	2.9	1	28		.3	
KLVE-FM																					
SP '05	33	501	.6	3.9	42	264	.8	3.7	40	288	.8	3.5	32	267	.6	3.0	36	257	.7	7.9	
WI '05	39	771	.7	4.9	45	253	.9	4.1	61	422	1.2	5.8	33	330	.6	3.4	24	247	.5	6.1	
FA '04	51	797	1.0	6.4	52	303	1.0	4.6	73	416	1.4	6.5	46	372	.9	4.8	37	307	.7	8.9	
SU '04	24	368	.5	3.5	29	186	.6	3.0	39	218	.8	3.8	24	173	.5	3.0	17	109	.4	5.0	
4-Book	37	609	.7	4.7	42	252	.8	3.9	53	336	1.1	4.9	34	286	.7	3.6	29	230	.6	7.0	
SP '04	21	466	.5	3.0	29	226	.6	3.0	31	223	.7	3.0	18	180	.4	2.2	15	187	.3	3.9	
KLYY-FM																					
SP '05	40	615	.8	4.7	49	277	.9	4.3	61	354	1.2	5.3	68	360	1.3	6.4	10	171	.2	2.2	
WI '05	55	811	1.1	7.0	61	375	1.2	5.5	93	519	1.8	8.9	60	409	1.1	6.2	19	216	.4	4.8	
FA '04	37	740	.7	4.7	38	298	.7	3.4	59	366	1.1	5.2	31	303	.6	3.2	32	249	.6	7.7	
SU '04	40	643	.9	5.8	38	280	.8	3.9	75	407	1.6	7.3	45	312	1.0	5.5	13	136	.3	3.8	
4-Book	43	702	.9	5.6	47	308	.9	4.3	72	412	1.4	6.7	51	346	1.0	5.3	19	193	.4	4.6	
SP '04	59	812	1.3	8.4	53	348	1.1	5.5	132	570	2.9	12.9	47	393	1.0	5.7	18	218	.4	4.7	
KMXE-AM																					
SP '05	1	36		.1	2	14		.2		6		.2	4	17	.1	.4	1	15		.2	
WI '05	**	**	**	**	**	**	**	**	**	**	**	**	**	**	**	**	**	**	**	**	**
FA '04	12	86	.2	1.5	23	63	.4	2.0	15	58	.3	1.3	18	57	.3	1.9	7	38	.1	1.7	
SU '04	**	**	**	**	**	**	**	**	**	**	**	**	**	**	**	**	**	**	**	**	**
4-Book	**	**	**	**	**	**	**	**	**	**	**	**	**	**	**	**	**	**	**	**	**
SP '04	3	44	.1	.4	4	25	.1	.4	6	16	.1	.6	5	26	.1	.6		12		.3	
KMZT-FM																					
SP '05		8			1	8		.1				.1									
WI '05	3	75	.1	.4	3	13	.1	.3	8	35	.2	.8	4	21	.1	.4					
FA '04	1	34		.1	1	14		.1	1	14		.1	1	17		.1		4			
SU '04	1	45		.1	6	22	.1	.6	1	24		.1	1	16		.1		6			
4-Book	1	41		.2	3	14		.3	3	18		.3	2	14		.2		3			
SP '04	1	38		.1	1	6		.1	4	20		.4		12		.1		16		.3	
KNX -AM																					
SP '05	1	50		.1	2	6		.2	1	8		.1	3	35	.1	.3		6			
WI '05	3	114	.1	.4	8	59	.2	.7	2	37		.2	7	63	.1	.7	1	31		.3	
FA '04	1	52		.1	3	28	.1	.3	2	32		.2	1	19		.1					
SU '04	1	59		.1	2	33		.2	1	18		.1	2	41		.2	1	12		.3	
4-Book	2	69		.2	4	32		.4	2	24		.2	3	40		.3	1	12		.2	
SP '04	4	143	.1	.6	9	46	.2	.9	1	41		.1	9	81	.2	1.1	2	31		.5	

** Station(s) not reported this survey. * Listener estimates adjusted for reported broadcast schedule. + Station(s) changed call letters - see Page 13. 4-Book: Avg. of current and previous 3 surveys. 2-Book: Avg. of most recent 2 surveys.

Target Listener Trends

Persons 18-34																				
Monday-Sunday 6AM-MID				Monday-Friday 6AM-10AM				Monday-Friday 10AM-3PM				Monday-Friday 3PM-7PM				Monday-Friday 7PM-MID				
AQH (00)	Cume (00)	AQH Rtg	AQH Shr	AQH (00)	Cume (00)	AQH Rtg	AQH Shr	AQH (00)	Cume (00)	AQH Rtg	AQH Shr	AQH (00)	Cume (00)	AQH Rtg	AQH Shr	AQH (00)	Cume (00)	AQH Rtg	AQH Shr	
KOST-FM																				
SP '05	21	439	.4	2.5	25	165	.5	2.2	30	216	.6	2.6	28	197	.5	2.6	22	153	.4	4.8
WI '05	12	342	.2	1.5	15	133	.3	1.4	17	135	.3	1.6	12	177	.2	1.2	6	91	.1	1.5
FA '04	14	368	.3	1.8	12	141	.2	1.1	24	192	.5	2.1	18	183	.3	1.9	5	94	.1	1.2
SU '04	13	283	.3	1.9	12	128	.3	1.2	23	158	.5	2.2	15	126	.3	1.8	9	78	.2	2.6
4-Book	15	358	.3	1.9	16	142	.3	1.5	24	175	.5	2.1	18	171	.3	1.9	11	104	.2	2.5
SP '04	17	370	.4	2.4	17	123	.4	1.8	26	153	.6	2.5	21	163	.5	2.6	15	127	.3	3.9
KPLM-FM																				
SP '05	1	66	.1	.1	3	30	.1	.3	2	19	.2	.2	3	38	.1	.3		9		
WI '05	1	46	.1	.1	2	25	.2	.2	1	16	.1	.1	3	36	.1	.3	2	7		.5
FA '04	**	**	**	**	**	**	**	**	**	**	**	**	**	**	**	**	**	**	**	**
SU '04	**	**	**	**	**	**	**	**	**	**	**	**	**	**	**	**	**	**	**	**
4-Book	**	**	**	**	**	**	**	**	**	**	**	**	**	**	**	**	**	**	**	**
SP '04	2	25	.3	.3					6				6	25	.1	.7	1	12		.3
KPWR-FM																				
SP '05	34	839	.6	4.0	47	377	.9	4.1	46	416	.9	4.0	37	446	.7	3.5	18	325	.3	3.9
WI '05	28	707	.5	3.6	47	317	.9	4.3	35	263	.7	3.4	36	399	.7	3.7	12	189	.2	3.1
FA '04	26	731	.5	3.3	41	400	.8	3.6	27	397	.5	2.4	37	365	.7	3.9	16	258	.3	3.9
SU '04	25	769	.5	3.6	40	309	.9	4.2	25	311	.5	2.4	34	396	.7	4.2	14	239	.3	4.1
4-Book	28	762	.5	3.6	44	351	.9	4.1	33	347	.7	3.1	36	402	.7	3.8	15	253	.3	3.8
SP '04	21	718	.5	3.0	35	282	.8	3.6	27	336	.6	2.6	18	277	.4	2.2	16	204	.3	4.2
KRCV-FM																				
SP '05	1	34	.1	.1		8			1	13	.1	.1	1	20	.1	.1	1	8		.2
WI '05	4	44	.1	.5	7	22	.1	.6	8	37	.2	.8	4	23	.1	.4	2	14		.5
FA '04	**	**	**	**	**	**	**	**	**	**	**	**	**	**	**	**	**	**	**	**
SU '04	3	40	.1	.4	5	30	.1	.5	6	30	.1	.6	4	12	.1	.5		8		**
4-Book	**	**	**	**	**	**	**	**	**	**	**	**	**	**	**	**	**	**	**	**
SP '04	2	42	.3	.3	1	11	.1	.1	2	16	.2	.2	4	24	.1	.5	5	19	.1	1.3
KROQ-FM																				
SP '05	19	544	.4	2.3	26	268	.5	2.3	22	278	.4	1.9	28	265	.5	2.6	11	203	.2	2.4
WI '05	24	603	.5	3.0	30	309	.6	2.7	30	256	.6	2.9	34	343	.6	3.5	16	190	.3	4.1
FA '04	22	530	.4	2.8	33	272	.6	2.9	41	286	.8	3.6	23	269	.4	2.4	11	105	.2	2.7
SU '04	23	583	.5	3.3	33	213	.7	3.4	22	261	.5	2.1	28	288	.6	3.5	16	189	.3	4.7
4-Book	22	565	.5	2.9	31	266	.6	2.8	29	270	.6	2.6	28	291	.5	3.0	14	172	.3	3.5
SP '04	23	575	.5	3.3	27	209	.6	2.8	38	316	.8	3.7	28	316	.6	3.4	17	236	.4	4.5
KRTH-FM																				
SP '05	3	130	.1	.4	4	45	.1	.4	4	51	.1	.3	2	36	.1	.2		6		
WI '05	3	181	.1	.4	4	64	.1	.4	3	71	.1	.3	3	68	.1	.3	2	53		.5
FA '04	3	180	.1	.4	4	40	.1	.4	4	65	.1	.4	5	88	.1	.5	1	22		.2
SU '04	7	234	.2	1.0	6	84	.1	.6	12	96	.3	1.2	10	121	.2	1.2	3	47	.1	.9
4-Book	4	181	.2	.6	5	58	.1	.5	6	71	.2	.6	5	78	.1	.6	2	32	.1	.4
SP '04	4	158	.1	.6	2	32	.2	.2	4	56	.1	.4	6	77	.1	.7	2	38		.5
KSCA-FM																				
SP '05	44	502	.8	5.2	85	357	1.6	7.5	46	279	.9	4.0	62	255	1.2	5.9	25	143	.5	5.5
WI '05	41	605	.8	5.2	94	336	1.8	8.5	49	336	.9	4.7	47	271	.9	4.9	10	105	.2	2.5
FA '04	56	638	1.1	7.1	128	425	2.4	11.3	85	373	1.6	7.5	43	222	.8	4.5	21	162	.4	5.1
SU '04	30	451	.6	4.3	72	291	1.6	7.5	48	275	1.0	4.7	25	188	.5	3.1	5	86	.1	1.5
4-Book	43	549	.8	5.5	95	352	1.9	8.7	57	316	1.1	5.2	44	234	.9	4.6	15	124	.3	3.7
SP '04	33	488	.7	4.7	85	318	1.8	8.8	40	222	.9	3.9	26	190	.6	3.2	7	82	.2	1.8
KSSE-FM																				
SP '05	14	195	.3	1.7	22	105	.4	1.9	25	119	.5	2.2	14	92	.3	1.3	4	51	.1	.9
WI '05	10	269	.2	1.3	19	118	.4	1.7	13	142	.2	1.2	9	109	.2	.9	5	51	.1	1.3
FA '04	10	282	.2	1.3	16	111	.3	1.4	15	135	.3	1.3	13	139	.2	1.4	4	49	.1	1.0
SU '04	11	217	.2	1.6	17	141	.4	1.8	12	122	.3	1.2	12	108	.3	1.5	7	61	.2	2.0
4-Book	11	241	.2	1.5	19	119	.4	1.7	16	130	.3	1.5	12	112	.3	1.3	5	53	.1	1.3
SP '04	14	188	.3	2.0	19	105	.4	2.0	23	107	.5	2.2	18	92	.4	2.2	3	54	.1	.8

** Station(s) not reported this survey.

* Listener estimates adjusted for reported broadcast schedule.

+ Station(s) changed call letters - see Page 13.

4-Book: Avg. of current and previous 3 surveys.
2-Book: Avg. of most recent 2 surveys.

Target Listener Trends

Persons 18-34

Target Listener Trends - Persons 18-34

	Monday-Sunday 6AM-MID				Monday-Friday 6AM-10AM				Monday-Friday 10AM-3PM				Monday-Friday 3PM-7PM				Monday-Friday 7PM-MID			
	AQH (00)	Cume (00)	AQH Rtg	AQH Shr	AQH (00)	Cume (00)	AQH Rtg	AQH Shr	AQH (00)	Cume (00)	AQH Rtg	AQH Shr	AQH (00)	Cume (00)	AQH Rtg	AQH Shr	AQH (00)	Cume (00)	AQH Rtg	AQH Shr
KTWV-FM																				
SP '05	4	89	.1	.5	3	36	.1	.3	1	40		.1	6	46	.1	.6	7	54	.1	1.5
WI '05	5	171	.1	.6	7	63	.1	.6	8	63	.2	.8	8	99	.2	.8	3	57	.1	.8
FA '04	5	92	.1	.6	5	43	.1	.4	8	57	.2	.7	9	47	.2	.9	2	29		.5
SU '04	4	155	.1	.6	2	35		.2	4	64	.1	.4	7	66	.2	.9	4	33	.1	1.2
4-Book	5	127	.1	.6	4	44	.1	.4	5	56	.1	.5	8	65	.2	.8	4	43	.1	1.0
SP '04	5	82	.1	.7	6	42	.1	.6	12	53	.3	1.2	5	21	.1	.6	3	20	.1	.8
KWVE-FM																				
SP '05	3	90	.1	.4	6	54	.1	.5	3	41	.1	.3	5	61	.1	.5	2	29		.4
WI '05	6	166	.1	.8	7	63	.1	.6	4	68	.1	.4	8	52	.2	.8	7	54	.1	1.8
FA '04	8	169	.2	1.0	12	82	.2	1.1	14	121	.3	1.2	8	101	.2	.8	2	32		.5
SU '04	4	129	.1	.6	7	39	.2	.7	4	22	.1	.4	5	53	.1	.6	1	33		.3
4-Book	5	139	.1	.7	8	60	.2	.7	6	63	.2	.6	7	67	.2	.7	3	37		.8
SP '04	7	128	.2	1.0	11	76	.2	1.1	8	68	.2	.8	7	54	.2	.9	4	27	.1	1.0
KYSR-FM																				
SP '05	6	183	.1	.7	7	73	.1	.6	12	101	.2	1.0	7	109	.1	.7	3	56	.1	.7
WI '05	8	256	.2	1.0	15	128	.3	1.4	10	121	.2	1.0	10	117	.2	1.0	3	45	.1	.8
FA '04	3	157	.1	.4	6	75	.1	.5	7	77	.1	.6	4	76	.1	.4	1	31		.2
SU '04	6	217	.1	.9	4	46	.1	.4	7	87	.2	.7	7	124	.2	.9	4	48	.1	1.2
4-Book	6	203	.1	.8	8	81	.2	.7	9	97	.2	.8	7	107	.2	.8	3	45	.1	.7
SP '04	9	224	.2	1.3	17	115	.4	1.8	13	96	.3	1.3	8	101	.2	1.0	4	61	.1	1.0
KZLA-FM																				
SP '05	5	170	.1	.6	3	52	.1	.3	8	107	.2	.7	7	116	.1	.7	1	24		.2
WI '05	4	190	.1	.5	5	88	.1	.5	3	52	.1	.3	4	100	.1	.4	1	48		.3
FA '04	8	210	.2	1.0	12	85	.2	1.1	15	111	.3	1.3	11	141	.2	1.2	2	42		.5
SU '04	6	214	.1	.9	6	86	.1	.6	10	125	.2	1.0	6	98	.1	.7	6	73	.1	1.7
4-Book	6	196	.1	.8	7	78	.1	.6	9	99	.2	.8	7	114	.1	.8	3	47		.7
SP '04	8	161	.2	1.1	10	63	.2	1.0	9	69	.2	.9	17	124	.4	2.1	3	38	.1	.8
TOTALS																				
SP '05	844	4945	16.1		1136	4031	21.7		1157	3976	22.1		1057	4163	20.2		458	2924	8.8	
WI '05	788	4981	15.1		1100	4014	21.0		1044	3761	19.9		967	4061	18.5		393	2633	7.5	
FA '04	793	4968	15.2		1131	4005	21.6		1129	3917	21.6		954	4035	18.2		414	2625	7.9	
SU '04	691	4363	14.9		963	3451	20.8		1025	3515	22.2		811	3550	17.5		343	2430	7.4	
4-Book	779	4814	15.3		1083	3875	21.3		1089	3792	21.5		947	3952	18.6		402	2653	7.9	
SP '04	704	4397	15.2		964	3588	20.8		1024	3623	22.1		823	3574	17.8		382	2602	8.3	

** Station(s) not reported this survey.

* Listener estimates adjusted for reported broadcast schedule.

+ Station(s) changed call letters - see Page 13.

4-Book: Avg. of current and previous 3 surveys.
2-Book: Avg. of most recent 2 surveys.

Target Listener Estimates

Persons 18-34																				
Monday-Friday 6AM-7PM				Weekend 6AM-MID				Saturday 6AM-10AM				Saturday 10AM-3PM				Saturday 3PM-7PM				
AQH (00)	Cume (00)	AQH Rtg	AQH Shr	AQH (00)	Cume (00)	AQH Rtg	AQH Shr	AQH (00)	Cume (00)	AQH Rtg	AQH Shr	AQH (00)	Cume (00)	AQH Rtg	AQH Shr	AQH (00)	Cume (00)	AQH Rtg	AQH Shr	
KAEH-FM SP '05 4-Book	26 23	257 233	.5 .5	2.3 2.2	13 14	156 161	.2 .3	2.1 2.4	25 24	59 58	.5 .5	3.6 3.9	29 29	93 82	.6 .6	3.0 3.1	14 18	31 49	.3 .4	1.8 2.5
KATY-FM SP '05 4-Book	13 **	90 **	.2 **	1.2 **	7 **	62 **	.1 **	1.1 **	7 **	27 **	.1 **	1.0 **	13 **	48 **	.2 **	1.4 **	7 **	28 **	.1 **	.9 **
KCAL-AM SP '05 4-Book	5 **	33 **	.1 **	.4 **	4 **	27 **	.1 **	.7 **	6 **	14 **	.1 **	.9 **	13 **	27 **	.2 **	1.4 **	1 **	6 **	.1 **	.1 **
KCAL-FM SP '05 4-Book	45 51	590 640	.9 1.0	4.0 4.9	29 31	306 364	.6 .6	4.7 5.5	21 25	91 94	.4 .5	3.1 4.3	36 51	87 151	.7 1.0	3.8 5.8	40 39	109 112	.8 .8	5.1 5.8
KCXX-FM SP '05 4-Book	45 34	501 506	.9 .7	4.0 3.2	25 19	319 263	.5 .4	4.1 3.4	29 18	97 67	.6 .4	4.2 3.0	40 29	124 103	.8 .6	4.2 3.3	21 21	94 75	.4 .4	2.7 3.0
+KDAI-FM SP '05 4-Book	31 **	241 **	.6 **	2.8 **	14 **	190 **	.3 **	2.3 **	10 **	35 **	.2 **	1.5 **	8 **	28 **	.2 **	.8 **	20 **	74 **	.4 **	2.5 **
KDIF-AM SP '05 4-Book	10 **	81 **	.2 **	.9 **	6 **	55 **	.1 **	1.0 **	9 **	35 **	.2 **	1.3 **	8 **	33 **	.2 **	.8 **	10 **	27 **	.2 **	1.3 **
KEZY-AM SP '05 4-Book	7 11	14 34	.1 .2	.6 1.1	6 6	14 24	.1 .1	1.0 1.0	5 8	14 18	.1 .2	.7 1.3	12 10	14 15	.2 .2	1.3 1.1	6 6	8 10	.1 .1	.8 .9
KFRG-FM SP '05 4-Book	27 35	467 464	.5 .7	2.4 3.4	13 19	252 281	.2 .4	2.1 3.5	24 21	43 59	.5 .4	3.5 3.5	23 33	116 138	.4 .7	2.4 3.7	20 20	81 71	.4 .4	2.5 2.8
KGGI-FM SP '05 4-Book	107 94	1415 1344	2.0 1.8	9.6 9.0	76 67	876 854	1.5 1.3	12.4 11.7	63 52	261 215	1.2 1.0	9.2 8.7	107 87	296 295	2.0 1.7	11.2 9.7	67 72	182 238	1.3 1.5	8.5 10.3
KOLA-FM SP '05 4-Book	18 21	267 268	.3 .4	1.6 2.0	12 12	133 125	.2 .2	2.0 2.1	22 14	65 43	.4 .3	3.2 2.4	22 24	59 62	.4 .5	2.3 2.7	8 13	31 35	.2 .3	1.0 1.9
KTDD-AM SP '05 4-Book		6 3				3				2				3						
KWIE-FM SP '05 4-Book	75 57	957 821	1.4 1.1	6.7 5.5	57 41	630 513	1.1 .8	9.3 7.2	44 36	155 124	.8 .7	6.4 5.8	82 62	219 203	1.6 1.2	8.6 6.8	85 56	260 184	1.6 1.1	10.8 7.8
KXRS-FM SP '05 4-Book	17 10	114 86	.3 .2	1.5 .9	5 3	54 50	.1 .1	.8 .5	15 6	30 15	.3 .1	2.2 1.0	5 2	19 10	.1 .2	.5 .2	10 4	20 14	.2 .1	1.3 .6
KXSB-FM SP '05 4-Book	54 43	374 335	1.0 .8	4.8 4.2	15 19	182 176	.3 .4	2.4 3.5	15 15	51 43	.3 .3	2.2 2.5	22 33	64 65	.4 .6	2.3 3.7	33 31	68 73	.6 .6	4.2 4.3
KABC-AM SP '05 4-Book	2 2	29 21	.1 .1	.2 .2	1 1	6 7		.1	1 1	2 2		.1	2 2	6 5		.2 .2	1 1	2 2		.2
KBIG-FM SP '05 4-Book	18 15	242 206	.3 .3	1.6 1.4	11 6	140 98	.2 .1	1.8 1.0	4 4	13 15	.1 .1	.6 .7	14 7	50 33	.3 .2	1.5 .7	15 8	38 21	.3 .2	1.9 1.1

** Station(s) not reported this survey.

* Listener estimates adjusted for reported broadcast schedule.

+ Station(s) changed call letters - see Page 13.

4-Book: Avg. of current and previous 3 surveys.
2-Book: Avg. of most recent 2 surveys.

Target Listener Estimates

Persons 18-34																					
Monday-Friday 6AM-7PM				Weekend 6AM-MID				Saturday 6AM-10AM				Saturday 10AM-3PM				Saturday 3PM-7PM					
AQH (00)	Cume (00)	AQH Rtg	AQH Shr	AQH (00)	Cume (00)	AQH Rtg	AQH Shr	AQH (00)	Cume (00)	AQH Rtg	AQH Shr	AQH (00)	Cume (00)	AQH Rtg	AQH Shr	AQH (00)	Cume (00)	AQH Rtg	AQH Shr		
KCBS-FM																					
SP '05	26	349	.5	2.3	14	192	.3	2.3	5	28	.1	.7	18	61	.3	1.9	15	63	.3	1.9	
4-Book	17	250	.3	1.7	8	127	.2	1.4	6	21	.1	1.1	15	51	.3	1.7	9	34	.2	1.3	
KFI -AM																					
SP '05	16	200	.3	1.4	6	63	.1	1.0	5	22	.1	.7	4	20	.1	.4					
4-Book	24	261	.5	2.3	6	86	.1	1.1	16	49	.3	2.7	7	27	.2	.8	5	15	.1	.7	
KFWB-AM																					
SP '05	1	25		.1		8			1	8		.1									
4-Book	**	**	**	**	**	**	**	**	**	**	**	**	**	**	**	**	**	**	**	**	
KHHT-FM																					
SP '05	14	351	.3	1.3	15	242	.3	2.4	9	20	.2	1.3	23	94	.4	2.4	15	57	.3	1.9	
4-Book	24	379	.5	2.3	16	234	.3	2.7	18	58	.4	3.1	23	82	.4	2.6	17	56	.3	2.3	
KIIS-FM																					
SP '05	53	763	1.0	4.7	31	437	.6	5.1	27	101	.5	3.9	53	167	1.0	5.5	43	160	.8	5.4	
4-Book	37	731	.7	3.5	20	364	.4	3.5	21	77	.4	3.6	32	129	.6	3.5	26	106	.5	3.7	
KKBT-FM																					
SP '05	20	420	.4	1.8	11	229	.2	1.8	23	61	.4	3.4	23	80	.4	2.4	15	47	.3	1.9	
4-Book	27	471	.6	2.6	18	267	.4	3.1	21	52	.4	3.5	30	98	.6	3.3	28	76	.6	3.8	
KLAC-AM																					
SP '05	3	23	.1	.3	1	8		.2					3	8	.1	.3					
4-Book	**	**	**	**	**	**	**	**	**	**	**	**	**	**	**	**	**	**	**	**	
KLAX-FM																					
SP '05	22	246	.4	2.0	17	154	.3	2.8	38	88	.7	5.5	18	51	.3	1.9	21	64	.4	2.7	
4-Book	18	220	.4	1.8	11	130	.2	2.1	18	43	.4	3.1	14	44	.3	1.6	12	33	.3	1.9	
KLOS-FM																					
SP '05	9	157	.2	.8	1	33		.2									2	20		.3	
4-Book	11	193	.2	1.1	5	71	.1	.9	6	11	.1	1.1	6	26	.1	.7	9	29	.2	1.3	
KLSX-FM																					
SP '05	41	334	.8	3.7	4	54	.1	.7	9	16	.2	1.3	8	23	.2	.8	4	15	.1	.5	
4-Book	44	290	.9	4.2	4	50	.1	.7	7	15	.1	1.1	5	21	.1	.5	6	12	.1	.7	
KLVE-FM																					
SP '05	38	423	.7	3.4	24	277	.5	3.9	31	80	.6	4.5	31	92	.6	3.2	24	62	.5	3.0	
4-Book	44	495	.9	4.2	31	341	.6	5.4	33	86	.6	5.6	52	137	1.0	5.8	32	97	.6	4.4	
KLYY-FM																					
SP '05	60	536	1.1	5.4	26	291	.5	4.2	37	86	.7	5.4	44	105	.8	4.6	58	113	1.1	7.4	
4-Book	58	609	1.1	5.6	34	376	.7	6.1	29	86	.6	4.7	60	153	1.2	6.7	44	109	.9	6.2	
KMXE-AM																					
SP '05	2	29		.2	1	14		.2	2	8		.3					3	8	.1	.4	
4-Book	**	**	**	**	**	**	**	**	**	**	**	**	**	**	**	**	**	**	**	**	
KMZT-FM																					
SP '05		8																			
4-Book	2	29		.2	1	19		.2		2		.1	1	3		.1	1	5		.1	
KNX -AM																					
SP '05	2	35		.2		21															
4-Book	3	64		.3		14															
KOST-FM																					
SP '05	28	342	.5	2.5	10	187	.2	1.6	8	28	.2	1.2	17	47	.3	1.8	12	34	.2	1.5	
4-Book	20	287	.4	1.9	10	144	.2	1.7	4	16	.1	.7	17	48	.4	1.9	14	38	.3	2.0	
KPLM-FM																					
SP '05	2	53		.2		19												2	6		.3
4-Book	**	**	**	**	**	**	**	**	**	**	**	**	**	**	**	**	**	**	**	**	

Target Listener Estimates - Persons 18-34

** Station(s) not reported this survey.

* Listener estimates adjusted for reported broadcast schedule.

+ Station(s) changed call letters - see Page 13.

4-Book: Avg. of current and previous 3 surveys.
2-Book: Avg. of most recent 2 surveys.

Target Listener Estimates

Persons 18-34																				
Monday-Friday 6AM-7PM				Weekend 6AM-MID				Saturday 6AM-10AM				Saturday 10AM-3PM				Saturday 3PM-7PM				
AQH (00)	Cume (00)	AQH Rtg	AQH Shr	AQH (00)	Cume (00)	AQH Rtg	AQH Shr	AQH (00)	Cume (00)	AQH Rtg	AQH Shr	AQH (00)	Cume (00)	AQH Rtg	AQH Shr	AQH (00)	Cume (00)	AQH Rtg	AQH Shr	
KPWR-FM																				
SP '05	44	744	.8	3.9	27	417	.5	4.4	30	110	.6	4.4	45	154	.9	4.7	47	148	.9	6.0
4-Book	38	647	.7	3.6	22	360	.4	3.8	20	75	.4	3.5	38	154	.8	4.3	31	118	.6	4.4
KRCV-FM																				
SP '05	1	27	.1	.1		8							1	8	.1	.1				
4-Book	**	**	**	**	**	**	**	**	**	**	**	**	**	**	**	**	**	**	**	**
KROQ-FM																				
SP '05	25	466	.5	2.2	13	256	.2	2.1	7	35	.1	1.0	23	81	.4	2.4	21	76	.4	2.7
4-Book	29	481	.6	2.8	15	260	.3	2.7	13	56	.2	2.2	24	100	.5	2.7	20	76	.4	3.0
KRTH-FM																				
SP '05	3	97	.1	.3	5	47	.1	.8	10	20	.2	1.5	9	20	.2	.9	1	7		.1
4-Book	5	144	.1	.5	4	59	.1	.8	4	10	.1	.7	7	23	.2	.8	4	14	.1	.6
KSCA-FM																				
SP '05	63	466	1.2	5.6	24	236	.5	3.9	54	114	1.0	7.9	26	78	.5	2.7	18	37	.3	2.3
4-Book	65	490	1.3	6.2	23	281	.5	4.0	53	132	1.0	9.2	31	88	.6	3.4	25	59	.5	3.6
KSSE-FM																				
SP '05	21	167	.4	1.9	8	116	.2	1.3	14	36	.3	2.0	19	71	.4	2.0	13	49	.2	1.6
4-Book	16	203	.3	1.6	7	110	.2	1.3	8	28	.2	1.3	13	46	.3	1.5	7	29	.1	1.0
KTWV-FM																				
SP '05	3	60	.1	.3	5	67	.1	.8	4	15	.1	.6	6	25	.1	.6	8	23	.2	1.0
4-Book	6	96	.1	.6	3	57		.5	1	5		.2	5	20	.1	.5	3	12	.1	.4
KWVE-FM																				
SP '05	5	90	.1	.4	1	29		.2	2	8		.3	1	9		.1	1	9		.1
4-Book	7	115	.1	.6	3	62	.1	.6	4	13	.1	.7	5	25	.1	.5	3	17	.1	.4
KYSR-FM																				
SP '05	9	169	.2	.8	4	87	.1	.7					6	41	.1	.6	5	27	.1	.6
4-Book	8	175	.2	.8	5	79	.1	.9	1	9		.2	9	34	.2	1.1	6	22	.1	1.0
KZLA-FM																				
SP '05	6	148	.1	.5	5	70	.1	.8	8	11	.2	1.2	12	24	.2	1.3	10	52	.2	1.3
4-Book	8	163	.2	.8	5	82	.1	.8	5	12	.1	.9	11	37	.2	1.2	9	37	.2	1.3
TOTALS																				
SP '05	1120	4882	21.4		613	3937	11.7		686	1718	13.1		957	2214	18.3		789	1955	15.1	
4-Book	1043	4733	20.5		564	3771	11.1		594	1580	11.7		897	2226	17.6		707	1776	13.9	

** Station(s) not reported this survey.

* Listener estimates adjusted for reported broadcast schedule.

+ Station(s) changed call letters - see Page 13.

4-Book: Avg. of current and previous 3 surveys.
2-Book: Avg. of most recent 2 surveys.

Target Listener Estimates

Persons 18-34

	Saturday 7PM-MID				Sunday 6AM-10AM				Sunday 10AM-3PM				Sunday 3PM-7PM				Sunday 7PM-MID			
	AQH (00)	Cume (00)	AQH Rtg	AQH Shr	AQH (00)	Cume (00)	AQH Rtg	AQH Shr	AQH (00)	Cume (00)	AQH Rtg	AQH Shr	AQH (00)	Cume (00)	AQH Rtg	AQH Shr	AQH (00)	Cume (00)	AQH Rtg	AQH Shr
KAEH-FM																				
SP '05	4	6	.1	.9	5	22	.1	1.3	14	51	.3	2.0	9	32	.2	1.6	6	36	.1	1.5
4-Book	8	20	.2	1.9	6	18	.1	1.6	13	48	.2	1.9	9	24	.2	1.8	6	26	.1	1.6
KATY-FM																				
SP '05	1	7	.2	.2	7	13	.1	1.9	6	6	.1	.9	13	41	.2	2.4				
4-Book	**	**	**	**	**	**	**	**	**	**	**	**	**	**	**	**	**	**	**	**
KCAL-AM																				
SP '05	2	6	.5	.5	1	6	.3	.3	6	21	.1	.9	2	6	.4	.4				
4-Book	**	**	**	**	**	**	**	**	**	**	**	**	**	**	**	**	**	**	**	**
KCAL-FM																				
SP '05	25	80	.5	5.7	24	42	.5	6.4	42	107	.8	6.0	22	70	.4	4.0	16	47	.3	4.0
4-Book	24	85	.5	5.8	21	53	.5	5.5	35	106	.7	5.3	24	75	.5	4.7	21	63	.4	6.6
KCXX-FM																				
SP '05	26	103	.5	5.9	12	29	.2	3.2	27	77	.5	3.9	30	81	.6	5.5	13	47	.2	3.2
4-Book	23	69	.5	5.7	8	30	.1	2.0	20	63	.4	3.1	22	64	.4	4.3	11	32	.2	3.2
+KDAI-FM																				
SP '05	18	74	.3	4.1	4	16	.1	1.1	18	45	.3	2.6	19	47	.4	3.5	15	47	.3	3.7
4-Book	**	**	**	**	**	**	**	**	**	**	**	**	**	**	**	**	**	**	**	**
KDIF-FM																				
SP '05	2	6	.5	.5	8	34	.2	2.1	2	13	.3	.3	2	13	.4	.4	7	27	.1	1.7
4-Book	**	**	**	**	**	**	**	**	**	**	**	**	**	**	**	**	**	**	**	**
KEZY-AM																				
SP '05				.3	5	14	.1	1.3	11	14	.2	1.6	4	8	.1	.7	6	8	.1	1.5
4-Book	1	5		.3	6	14	.2	1.6	9	13	.2	1.4	4	8	.1	.8	2	4		.5
KFRG-FM																				
SP '05	4	24	.1	.9	15	48	.3	4.0	11	60	.2	1.6	5	43	.1	.9	4	15	.1	1.0
4-Book	10	40	.2	2.3	17	54	.4	4.5	31	93	.6	5.0	17	59	.3	3.4	6	24	.1	1.8
KGGI-FM																				
SP '05	42	168	.8	9.6	23	93	.4	6.1	62	270	1.2	8.8	114	350	2.2	20.9	126	237	2.4	31.3
4-Book	46	185	.9	11.1	28	117	.5	7.1	54	215	1.1	8.4	90	279	1.8	17.5	99	224	1.9	28.4
KOLA-FM																				
SP '05	3	17	.1	.7					15	38	.3	2.1	8	39	.2	1.5	14	16	.3	3.5
4-Book	4	22	.1	1.1	5	14	.1	1.2	16	34	.3	2.3	11	31	.2	2.2	5	14	.1	1.5
KTDD-AM																				
SP '05									1	2		.1		2						
4-Book																				
KVIE-FM																				
SP '05	35	165	.7	8.0	28	95	.5	7.5	68	197	1.3	9.7	57	166	1.1	10.4	52	162	1.0	12.9
4-Book	35	146	.7	8.6	26	84	.5	6.5	45	147	.9	6.9	37	126	.8	7.3	30	102	.6	8.8
KXRS-FM																				
SP '05	6	14	.1	1.4					4	12	.1	.6	4	12	.1	.7				
4-Book	4	16	.1	1.0	2	10	.1	.6	2	8	.1	.3	5	10	.1	.9	1	3		.3
KXSB-FM																				
SP '05	22	48	.4	5.0	1	16	.3	.3	5	26	.1	.7	10	24	.2	1.8	13	26	.2	3.2
4-Book	10	28	.2	2.3	10	35	.2	2.7	24	51	.5	4.0	22	45	.4	4.5	9	25	.2	2.4
KABC-AM																				
SP '05																	1	2		.2
4-Book																				
KBIG-FM																				
SP '05	8	36	.2	1.8	4	28	.1	1.1	19	35	.4	2.7	14	34	.3	2.6	5	19	.1	1.2
4-Book	4	22	.1	1.0	3	15	.1	.7	8	20	.2	1.2	6	22	.1	1.2	3	11	.1	.7

Target Listener Estimates - Persons 18-34

** Station(s) not reported this survey.

* Listener estimates adjusted for reported broadcast schedule.

+ Station(s) changed call letters - see Page 13.

4-Book: Avg. of current and previous 3 surveys.
2-Book: Avg. of most recent 2 surveys.

Target Listener Estimates

		Persons 18-34																				
		Saturday 7PM-MID				Sunday 6AM-10AM				Sunday 10AM-3PM				Sunday 3PM-7PM				Sunday 7PM-MID				
		AQH (00)	Cume (00)	AQH Rtg	AQH Shr	AQH (00)	Cume (00)	AQH Rtg	AQH Shr	AQH (00)	Cume (00)	AQH Rtg	AQH Shr	AQH (00)	Cume (00)	AQH Rtg	AQH Shr	AQH (00)	Cume (00)	AQH Rtg	AQH Shr	
KCBS-FM																						
SP '05		20	48	.4	4.6	9	35	.2	2.4	17	77	.3	2.4	15	56	.3	2.7	8	35	.2	2.0	
4-Book		8	22	.2	1.9	5	19	.1	1.2	8	36	.2	1.2	7	30	.1	1.4	2	16	.1	.6	
KFI -AM																						
SP '05		1	8	.2		12	28	.2	3.2	13	30	.2	1.9	9	9	.2	1.6	7	23	.1	1.7	
4-Book		3	17	.1	.8	4	12	.1	1.0	5	16	.1	.8	4	8	.1	.7	6	14	.1	1.6	
KFWB-AM																						
SP '05		**	**	**	**	**	**	**	**	**	**	**	**	**	**	**	**	**	**	**	**	
4-Book		**	**	**	**	**	**	**	**	**	**	**	**	**	**	**	**	**	**	**	**	
KHHT-FM																						
SP '05		13	50	.2	3.0	17	38	.3	4.5	21	67	.4	3.0	12	75	.2	2.2	8	21	.2	2.0	
4-Book		13	47	.3	3.1	13	32	.2	3.4	17	59	.3	2.6	9	50	.2	1.7	14	34	.3	4.1	
KIIS-FM																						
SP '05		27	96	.5	6.2	19	82	.4	5.1	49	148	.9	7.0	20	85	.4	3.7	6	42	.1	1.5	
4-Book		14	58	.3	3.5	16	62	.4	4.3	28	105	.6	4.3	14	65	.3	2.8	5	31	.1	1.4	
KKBT-FM																						
SP '05		8	39	.2	1.8	3	23	.1	.8	5	44	.1	.7	7	49	.1	1.3	5	30	.1	1.2	
4-Book		12	54	.3	2.9	12	39	.3	3.1	17	60	.4	2.8	15	47	.3	3.1	8	27	.2	2.4	
KLAC-AM																						
SP '05		**	**	**	**	**	**	**	**	3	8	.1	.4	**	**	**	**	**	**	**	**	
4-Book		**	**	**	**	**	**	**	**	**	**	**	**	**	**	**	**	**	**	**	**	
KLAX-FM																						
SP '05		8	45	.2	1.8	14	50	.3	3.7	27	58	.5	3.9	6	23	.1	1.1	4	15	.1	1.0	
4-Book		6	28	.2	1.5	12	27	.2	3.1	17	42	.3	2.6	10	30	.2	2.1	4	17	.1	1.3	
KLOS-FM																						
SP '05		2	5	.5						1	8	.1		3	5	.1	.5					
4-Book		2	9	.5		4	6	.1	.9	7	23	.1	1.0	6	13	.1	1.1	1	6		.3	
KLSX-FM																						
SP '05		3	14	.1	.7	3	18	.1	.8	2	16	.1	.3									
4-Book		1	6	.3		4	9	.1	.9	5	20	.1	.8	2	6	.1	.5					
KLVE-FM																						
SP '05		21	96	.4	4.8	14	35	.3	3.7	34	95	.6	4.9	18	65	.3	3.3	14	55	.3	3.5	
4-Book		25	74	.5	5.9	22	60	.4	5.8	40	105	.8	6.1	24	70	.5	4.7	17	54	.3	4.8	
KLYY-FM																						
SP '05		9	36	.2	2.1	7	44	.1	1.9	25	76	.5	3.6	21	59	.4	3.8	10	42	.2	2.5	
4-Book		22	58	.5	5.6	21	71	.4	5.3	49	133	1.0	7.6	31	72	.6	6.0	14	42	.3	4.0	
KMXE-AM																						
SP '05		1	6	.2		**	**	**	**	**	**	**	**	**	**	**	**	**	**	**	**	
4-Book		**	**	**	**	**	**	**	**	**	**	**	**	**	**	**	**	**	**	**	**	
KMZT-FM																						
SP '05		1	3	.1			2	.1		1	8	.2		1	4	.1		1	1		.2	
4-Book		1	3	.1			2	.1		1	8	.2		1	4	.1		1	1		.2	
KNX -AM																						
SP '05		2	8	.5		2	14	.5														
4-Book		1	2	.1		1	4	.1		1	7	.2									.1	
KOST-FM																						
SP '05		13	32	.2	3.0	6	26	.1	1.6	10	46	.2	1.4	5	26	.1	.9	6	47	.1	1.5	
4-Book		10	26	.2	2.4	5	18	.1	1.3	12	38	.3	1.9	7	26	.2	1.4	7	27	.1	1.8	
KPLM-FM																						
SP '05		**	**	**	**	**	**	**	**	1	6	.1		1	6	.2		**	**	**	**	
4-Book		**	**	**	**	**	**	**	**	**	**	**	**	**	**	**	**	**	**	**	**	

** Station(s) not reported this survey.

* Listener estimates adjusted for reported broadcast schedule.

+ Station(s) changed call letters - see Page 13.

4-Book: Avg. of current and previous 3 surveys.
2-Book: Avg. of most recent 2 surveys.

Target Listener Estimates

Target Listener Estimates - Persons 18-34

	Persons 18-34																			
	Saturday 7PM-MID				Sunday 6AM-10AM				Sunday 10AM-3PM				Sunday 3PM-7PM				Sunday 7PM-MID			
	AQH (00)	Cume (00)	AQH Rtg	AQH Shr	AQH (00)	Cume (00)	AQH Rtg	AQH Shr	AQH (00)	Cume (00)	AQH Rtg	AQH Shr	AQH (00)	Cume (00)	AQH Rtg	AQH Shr	AQH (00)	Cume (00)	AQH Rtg	AQH Shr
KPWR-FM																				
SP '05	39	112	.7	8.9	14	49	.3	3.7	14	44	.3	2.0	18	88	.3	3.3	12	58	.2	3.0
4-Book	28	102	.5	6.7	13	40	.3	3.6	15	68	.3	2.3	18	65	.3	3.5	9	50	.2	2.4
KRCV-FM																				
SP '05									8				8							
4-Book	**	**	**	**	**	**	**	**	**	**	**	**	**	**	**	**	**	**	**	**
KROQ-FM																				
SP '05	10	40	.2	2.3	13	63	.2	3.5	19	61	.4	2.7	13	65	.2	2.4	3	6	.1	.7
4-Book	10	42	.2	2.6	12	52	.2	3.1	17	66	.4	2.7	17	57	.3	3.3	8	26	.2	2.5
KRTH-FM																				
SP '05					7	7	.1	1.9	12	21	.2	1.7					2	5		.5
4-Book	3	7	.1	.6	5	13	.1	1.3	7	17	.1	1.0	3	7	.1	.7	2	5		.5
KSCA-FM																				
SP '05	12	30	.2	2.7	11	43	.2	2.9	36	105	.7	5.1	29	51	.6	5.3	10	28	.2	2.5
4-Book	14	48	.3	3.3	17	51	.4	4.4	21	67	.4	3.2	19	39	.4	3.5	8	34	.2	2.4
KSSE-FM																				
SP '05	4	13	.1	.9	4	15	.1	1.1	8	41	.2	1.1					2	15		.5
4-Book	5	21	.1	1.2	3	12		.7	12	34	.3	1.8	3	17	.1	.7	5	19	.1	1.6
KTVV-FM																				
SP '05	5	24	.1	1.1	7	28	.1	1.9	4	23	.1	.6	1	9		.2	2	8		.5
4-Book	3	11	.1	.6	3	12		.7	3	13	.1	.5	3	11		.6	2	7		.6
KWVE-FM																				
SP '05	1	9		.2	2	8		.5					2	6		.4	1	6		.2
4-Book	1	8		.3	3	16	.1	.7	6	27	.1	1.0	2	6		.4	2	11	.1	.6
KYSR-FM																				
SP '05	7	32	.1	1.6	2	12		.5	7	34	.1	1.0	4	14	.1	.7				
4-Book	4	18	.1	1.0	1	9		.3	7	26	.1	1.0	6	20	.1	1.1	1	6		.4
KZLA-FM																				
SP '05					1	6		.3	3	21	.1	.4	3	18	.1	.5				
4-Book	1	8		.2	2	11		.4	5	29	.1	.8	2	13	.1	.4	1	5		.3
TOTALS																				
SP '05	439	1320	8.4		375	1125	7.2		701	1735	13.4		546	1457	10.4		403	1056	7.7	
4-Book	413	1240	8.1		385	1094	7.6		648	1661	12.8		509	1323	10.0		343	947	6.7	

** Station(s) not reported this survey.

* Listener estimates adjusted for reported broadcast schedule.

+ Station(s) changed call letters - see Page 13.

4-Book: Avg. of current and previous 3 surveys.
2-Book: Avg. of most recent 2 surveys.

Target Listener Trends

Persons 18-49																				
Monday-Sunday 6AM-MID				Monday-Friday 6AM-10AM				Monday-Friday 10AM-3PM				Monday-Friday 3PM-7PM				Monday-Friday 7PM-MID				
AQH (00)	Cume (00)	AQH Rtg	AQH Shr	AQH (00)	Cume (00)	AQH Rtg	AQH Shr	AQH (00)	Cume (00)	AQH Rtg	AQH Shr	AQH (00)	Cume (00)	AQH Rtg	AQH Shr	AQH (00)	Cume (00)	AQH Rtg	AQH Shr	
KAEH-FM																				
SP '05	20	352	.2	1.3	28	184	.3	1.2	33	172	.3	1.5	23	155	.2	1.2	6	81	.1	.8
WI '05	26	419	.3	1.7	40	202	.4	1.8	33	203	.3	1.5	26	212	.3	1.3	10	109	.1	1.6
FA '04	24	405	.2	1.6	35	184	.4	1.6	35	207	.4	1.6	32	206	.3	1.7	9	95	.1	1.3
SU '04	11	218	.1	.8	16	97	.2	.8	13	114	.1	.6	13	124	.1	.8	7	32	.1	1.1
4-Book	20	349	.2	1.4	30	167	.3	1.4	29	174	.3	1.3	24	174	.2	1.3	8	79	.1	1.2
SP '04	14	270	.2	1.0	16	116	.2	.7	22	135	.2	1.0	20	172	.2	1.1	4	45		.6
KATY-FM																				
SP '05	18	240	.2	1.1	25	171	.3	1.1	36	143	.4	1.6	23	135	.2	1.2	2	41		.3
WI '05	17	274	.2	1.1	22	136	.2	1.0	36	134	.4	1.7	23	164	.2	1.2	1	32		.2
FA '04	16	231	.2	1.1	25	130	.3	1.1	20	117	.2	.9	23	160	.2	1.2	10	85	.1	1.4
SU '04	**	**	**	**	**	**	**	**	**	**	**	**	**	**	**	**	**	**	**	**
4-Book	**	**	**	**	**	**	**	**	**	**	**	**	**	**	**	**	**	**	**	**
SP '04	7	151	.1	.5	17	91	.2	.8	13	78	.1	.6	8	77	.1	.5	1	29		.1
KCAL-AM																				
SP '05	12	108	.1	.8	14	56	.1	.6	15	60	.2	.7	17	48	.2	.9	2	27		.3
WI '05	5	108	.1	.3	11	56	.1	.5	7	29	.1	.3	4	59	.2	.2	1	9		.2
FA '04	5	114	.1	.3	13	74	.1	.6	3	42	.1	.1	7	40	.1	.4	3	23		.4
SU '04	**	**	**	**	**	**	**	**	**	**	**	**	**	**	**	**	**	**	**	**
4-Book	**	**	**	**	**	**	**	**	**	**	**	**	**	**	**	**	**	**	**	**
SP '04	5	83	.1	.3	8	32	.1	.4	8	52	.1	.4	2	25		.1	3	20		.4
KCAL-FM																				
SP '05	55	1044	.6	3.5	77	564	.8	3.4	67	508	.7	3.0	74	577	.8	3.7	26	340	.3	3.7
WI '05	65	1261	.7	4.3	88	523	.9	3.9	90	633	.9	4.2	83	813	.9	4.3	32	360	.3	5.0
FA '04	60	1192	.6	4.0	73	543	.8	3.3	73	637	.8	3.4	74	640	.8	3.9	43	327	.4	6.2
SU '04	71	1152	.8	5.0	108	596	1.2	5.2	113	602	1.3	5.3	78	667	.9	4.6	22	306	.2	3.5
4-Book	63	1162	.7	4.2	87	557	.9	4.0	86	595	.9	4.0	77	674	.9	4.1	31	333	.3	4.6
SP '04	68	1127	.8	4.7	104	623	1.2	4.9	97	635	1.1	4.6	87	591	1.0	5.0	32	284	.4	4.7
KCXX-FM																				
SP '05	49	811	.5	3.1	51	338	.5	2.3	63	471	.7	2.8	69	500	.7	3.5	30	300	.3	4.2
WI '05	31	928	.3	2.0	27	401	.3	1.2	51	507	.5	2.4	47	511	.5	2.4	18	291	.2	2.8
FA '04	40	791	.4	2.6	54	324	.6	2.4	54	314	.6	2.5	52	415	.5	2.7	18	213	.2	2.6
SU '04	29	717	.3	2.0	36	306	.4	1.7	36	385	.4	1.7	31	360	.3	1.8	27	201	.3	4.3
4-Book	37	812	.4	2.4	42	342	.5	1.9	51	419	.6	2.4	50	447	.5	2.6	23	251	.3	3.5
SP '04	22	749	.2	1.5	23	274	.3	1.1	29	382	.3	1.4	27	368	.3	1.5	13	263	.1	1.9
+KDAI-FM																				
SP '05	33	449	.3	2.1	33	215	.3	1.5	54	283	.6	2.4	45	275	.5	2.3	21	165	.2	3.0
WI '05	11	170	.1	.7	10	49	.1	.4	17	53	.2	.8	15	56	.2	.8	5	50	.1	.8
FA '04	**	**	**	**	**	**	**	**	**	**	**	**	**	**	**	**	**	**	**	**
SU '04	**	**	**	**	**	**	**	**	**	**	**	**	**	**	**	**	**	**	**	**
4-Book	**	**	**	**	**	**	**	**	**	**	**	**	**	**	**	**	**	**	**	**
SP '04	18	177	.2	1.2	31	148	.3	1.5	18	122	.2	.8	23	103	.3	1.3	8	71	.1	1.2
KDIF-AM																				
SP '05	16	189	.2	1.0	29	134	.3	1.3	18	100	.2	.8	15	89	.2	.8	8	61	.1	1.1
WI '05	5	125	.1	.3	13	92	.1	.6	10	46	.1	.5	3	45		.2				
FA '04	**	**	**	**	**	**	**	**	**	**	**	**	**	**	**	**	**	**	**	**
SU '04	8	106	.1	.6	17	67	.2	.8	12	43	.1	.6	3	40		.2	3	27		.5
4-Book	**	**	**	**	**	**	**	**	**	**	**	**	**	**	**	**	**	**	**	**
SP '04	9	174	.1	.6	14	72	.2	.7	20	112	.2	.9	5	68	.1	.3	2	28		.3
KEZY-AM																				
SP '05	8	54	.1	.5	3	19		.1	9	14	.1	.4	10	25	.1	.5	8	24	.1	1.1
WI '05	16	130	.2	1.0	17	71	.2	.8	19	81	.2	.9	20	72	.2	1.0	9	59	.1	1.4
FA '04	11	82	.1	.7	19	43	.2	.8	15	59	.2	.7	21	61	.2	1.1	4	33		.6
SU '04	16	77	.2	1.1	25	59	.3	1.2	30	73	.3	1.4	11	53	.1	.6	5	32	.1	.8
4-Book	13	86	.2	.8	16	48	.2	.7	18	57	.2	.9	16	53	.2	.8	7	37	.1	1.0
SP '04	**	**	**	**	**	**	**	**	**	**	**	**	**	**	**	**	**	**	**	**

** Station(s) not reported this survey.

* Listener estimates adjusted for reported broadcast schedule.

+ Station(s) changed call letters - see Page 13.

4-Book: Avg. of current and previous 3 surveys.
2-Book: Avg. of most recent 2 surveys.

Target Listener Trends

Persons 18-49

Target Listener Trends - Persons 18-49

	Monday-Sunday 6AM-MID				Monday-Friday 6AM-10AM				Monday-Friday 10AM-3PM				Monday-Friday 3PM-7PM				Monday-Friday 7PM-MID			
	AQH (00)	Cume (00)	AQH Rtg	AQH Shr	AQH (00)	Cume (00)	AQH Rtg	AQH Shr	AQH (00)	Cume (00)	AQH Rtg	AQH Shr	AQH (00)	Cume (00)	AQH Rtg	AQH Shr	AQH (00)	Cume (00)	AQH Rtg	AQH Shr
KFRG-FM																				
SP '05	78	1141	.8	5.0	124	666	1.3	5.5	114	694	1.2	5.1	97	693	1.0	4.9	24	270	.2	3.4
WI '05	62	1078	.6	4.1	94	629	1.0	4.2	76	491	.8	3.6	90	658	.9	4.7	25	296	.3	3.9
FA '04	72	1093	.7	4.7	100	656	1.0	4.5	118	617	1.2	5.4	101	741	1.0	5.3	24	293	.2	3.4
SU '04	60	1138	.7	4.2	85	549	1.0	4.1	86	627	1.0	4.0	83	714	.9	4.9	16	287	.2	2.6
4-Book	68	1113	.7	4.5	101	625	1.1	4.6	99	607	1.1	4.5	93	702	1.0	5.0	22	287	.2	3.3
SP '04	68	1099	.8	4.7	89	542	1.0	4.2	90	610	1.0	4.2	91	626	1.0	5.2	26	283	.3	3.8
KGGI-FM																				
SP '05	117	2339	1.2	7.5	144	1078	1.5	6.4	151	1184	1.6	6.8	147	1302	1.5	7.4	60	802	.6	8.4
WI '05	108	2337	1.1	7.1	138	1121	1.4	6.1	135	1106	1.4	6.3	137	1332	1.4	7.1	52	698	.5	8.1
FA '04	123	2193	1.3	8.1	150	1097	1.6	6.7	147	1195	1.5	6.8	171	1257	1.8	8.9	72	832	.7	10.3
SU '04	100	2008	1.1	7.0	124	940	1.4	5.9	151	1193	1.7	7.1	124	1147	1.4	7.3	48	635	.5	7.7
4-Book	112	2219	1.2	7.4	139	1059	1.5	6.3	146	1170	1.6	6.8	145	1260	1.5	7.7	58	742	.6	8.6
SP '04	75	1904	.8	5.1	100	941	1.1	4.7	85	907	1.0	4.0	80	1003	.9	4.6	48	614	.5	7.1
KOLA-FM																				
SP '05	42	788	.4	2.7	61	377	.6	2.7	81	463	.8	3.6	44	368	.5	2.2	8	124	.1	1.1
WI '05	55	872	.6	3.6	65	441	.7	2.9	99	467	1.0	4.6	69	464	.7	3.6	18	194	.2	2.8
FA '04	36	649	.4	2.4	57	279	.6	2.5	61	336	.6	2.8	46	341	.5	2.4	13	138	.1	1.9
SU '04	43	769	.5	3.0	48	334	.5	2.3	79	417	.9	3.7	57	399	.6	3.3	14	219	.2	2.2
4-Book	44	770	.5	2.9	58	358	.6	2.6	80	421	.8	3.7	54	393	.6	2.9	13	169	.2	2.0
SP '04	53	887	.6	3.6	69	404	.8	3.2	104	388	1.2	4.9	61	438	.7	3.5	17	228	.2	2.5
KTDD-AM																				
SP '05	1	45	.1			6			2	26	.1			7				13		
WI '05	2	28	.1		4	28	.2		4	28	.2		1	15	.1					
FA '04		7			1	7							1	7	.1					
SU '04	2	60	.1		2	5	.1		3	29	.1		3	24	.2		2	9	.3	
4-Book	1	35	.1		2	12	.1		2	21	.1		1	13	.1		1	6	.1	
SP '04	2	76	.1		5	30	.1	.2	2	17	.1		2	39	.1		2	18	.3	
KVIE-FM																				
SP '05	75	1377	.8	4.8	76	651	.8	3.4	98	785	1.0	4.4	94	788	1.0	4.7	52	508	.5	7.3
WI '05	57	1251	.6	3.7	76	700	.8	3.4	70	580	.7	3.3	66	707	.7	3.4	33	489	.3	5.1
FA '04	42	1140	.4	2.8	35	524	.4	1.6	46	568	.5	2.1	70	654	.7	3.7	29	324	.3	4.2
SU '04	55	1045	.6	3.9	59	501	.7	2.8	80	604	.9	3.8	69	656	.8	4.0	32	323	.4	5.1
4-Book	57	1203	.6	3.8	62	594	.7	2.8	74	634	.8	3.4	75	701	.8	4.0	37	411	.4	5.4
SP '04	63	1055	.7	4.3	61	509	.7	2.9	82	595	.9	3.8	76	658	.8	4.3	52	406	.6	7.7
KXRS-FM																				
SP '05	15	191	.2	1.0	19	101	.2	.8	23	91	.2	1.0	19	112	.2	1.0	11	72	.1	1.5
WI '05	6	163	.1	.4	8	49	.1	.4	9	80	.1	.4	9	46	.1	.5	4	48	.1	.6
FA '04	9	175	.1	.6	15	91	.2	.7	20	100	.2	.9	6	71	.1	.3	4	80	.1	.6
SU '04	9	148	.1	.6	22	79	.2	1.1	10	45	.1	.5	8	69	.1	.5	6	40	.1	1.0
4-Book	10	169	.1	.7	16	80	.2	.8	16	79	.2	.7	11	75	.1	.6	6	60	.1	.9
SP '04	11	167	.1	.8	18	90	.2	.8	17	78	.2	.8	9	76	.1	.5	6	72	.1	.9
KXSB-FM																				
SP '05	42	550	.4	2.7	55	280	.6	2.4	77	305	.8	3.5	55	296	.6	2.8	22	140	.2	3.1
WI '05	35	529	.4	2.3	46	220	.5	2.0	55	325	.6	2.6	39	306	.4	2.0	10	113	.1	1.6
FA '04	39	593	.4	2.6	63	324	.7	2.8	64	375	.7	2.9	34	291	.4	1.8	12	164	.1	1.7
SU '04	38	425	.4	2.7	57	239	.6	2.7	68	252	.8	3.2	30	204	.3	1.8	17	130	.2	2.7
4-Book	39	524	.4	2.6	55	266	.6	2.5	66	314	.7	3.1	40	274	.4	2.1	15	137	.2	2.3
SP '04	28	408	.3	1.9	36	217	.4	1.7	48	245	.5	2.3	25	194	.3	1.4	14	112	.2	2.1
KABC-AM																				
SP '05	6	107	.1	.4	3	37	.1		13	46	.1	.6	9	58	.1	.5	5	43	.1	.7
WI '05	3	32	.1	.2	3	13	.1		5	22	.1	.2	4	7	.1	.2				
FA '04	6	126	.1	.4	2	32	.1		21	85	.2	1.0	5	57	.1	.3	1	19	.1	.1
SU '04	6	113	.1	.4	4	39	.2		10	46	.1	.5	5	54	.1	.3	5	32	.1	.8
4-Book	5	95	.1	.4	3	30	.1		12	50	.1	.6	6	44	.1	.3	3	24	.1	.4
SP '04	6	91	.1	.4	1	7			22	73	.2	1.0	7	48	.1	.4		5		

** Station(s) not reported this survey.

* Listener estimates adjusted for reported broadcast schedule.

+ Station(s) changed call letters - see Page 13.

4-Book: Avg. of current and previous 3 surveys.
2-Book: Avg. of most recent 2 surveys.

Target Listener Trends

Persons 18-49																				
Monday-Sunday 6AM-MID				Monday-Friday 6AM-10AM				Monday-Friday 10AM-3PM				Monday-Friday 3PM-7PM				Monday-Friday 7PM-MID				
AQH (00)	Cume (00)	AQH Rtg	AQH Shr	AQH (00)	Cume (00)	AQH Rtg	AQH Shr	AQH (00)	Cume (00)	AQH Rtg	AQH Shr	AQH (00)	Cume (00)	AQH Rtg	AQH Shr	AQH (00)	Cume (00)	AQH Rtg	AQH Shr	
KBIG-FM																				
SP '05	32	537	.3	2.0	41	233	.4	1.8	63	292	.7	2.8	40	266	.4	2.0	6	96	.1	.8
WI '05	28	584	.3	1.8	47	281	.5	2.1	53	284	.5	2.5	32	302	.3	1.7	8	139	.1	1.2
FA '04	12	415	.1	.8	18	190	.2	.8	18	184	.2	.8	16	173	.2	.8	5	72	.1	.7
SU '04	29	506	.3	2.0	41	249	.5	2.0	63	272	.7	3.0	27	200	.3	1.6	13	115	.1	2.1
4-Book	25	511	.3	1.7	37	238	.4	1.7	49	258	.5	2.3	29	235	.3	1.5	8	106	.1	1.2
SP '04	22	535	.2	1.5	28	216	.3	1.3	32	240	.4	1.5	32	287	.4	1.8	11	150	.1	1.6
KCBS-FM																				
SP '05	55	1044	.6	3.5	65	440	.7	2.9	75	553	.8	3.4	69	619	.7	3.5	19	265	.2	2.7
WI '05	35	741	.4	2.3	41	270	.4	1.8	52	335	.5	2.4	46	406	.5	2.4	19	183	.2	3.0
FA '04	40	755	.4	2.6	63	332	.7	2.8	78	358	.8	3.6	54	443	.6	2.8	6	149	.1	.9
SU '04	39	773	.4	2.7	48	319	.5	2.3	55	391	.6	2.6	46	465	.5	2.7	17	175	.2	2.9
4-Book	42	828	.5	2.8	54	340	.6	2.5	65	409	.7	3.0	54	483	.6	2.9	15	193	.2	2.3
SP '04	35	778	.4	2.4	38	303	.4	1.8	58	382	.6	2.7	55	433	.6	3.1	16	168	.2	2.4
KFI -AM																				
SP '05	57	827	.6	3.6	107	481	1.1	4.7	78	427	.8	3.5	87	466	.9	4.4	26	174	.3	3.7
WI '05	72	936	.7	4.7	108	572	1.1	4.8	111	517	1.1	5.2	114	624	1.2	5.9	33	177	.3	5.1
FA '04	59	948	.6	3.9	107	515	1.1	4.8	98	556	1.0	4.5	78	550	.8	4.1	23	208	.2	3.3
SU '04	61	911	.7	4.3	105	564	1.2	5.0	76	496	.8	3.6	97	513	1.1	5.7	41	214	.5	6.5
4-Book	62	906	.7	4.1	107	533	1.1	4.8	91	499	.9	4.2	94	538	1.0	5.0	31	193	.3	4.7
SP '04	72	742	.8	4.9	126	436	1.4	5.9	121	457	1.4	5.7	100	417	1.1	5.7	27	169	.3	4.0
KFVB-AM																				
SP '05	2	92	.1	.1	2	38	.1	.1	4	54	.2	.2	5	61	.1	.3	2	25	.3	.3
WI '05	**	**	**	**	**	**	**	**	**	**	**	**	**	**	**	**	**	**	**	**
FA '04	3	98	.2	.2	3	35	.1	.1	4	46	.2	.2	2	32	.1	.1	2	20	.3	.3
SU '04	3	93	.2	.2	1	28	.1	.1	1	39	.1	.1	10	64	.1	.6	3	26	.5	.5
4-Book	**	**	**	**	**	**	**	**	**	**	**	**	**	**	**	**	**	**	**	**
SP '04	4	165	.3	.3	7	83	.1	.3	4	45	.2	.2	5	60	.1	.3	5	35	.1	.7
KHHT-FM																				
SP '05	40	727	.4	2.5	45	349	.5	2.0	52	389	.5	2.3	52	406	.5	2.6	29	265	.3	4.1
WI '05	49	817	.5	3.2	63	374	.7	2.8	69	363	.7	3.2	70	430	.7	3.6	26	259	.3	4.0
FA '04	55	875	.6	3.6	55	403	.6	2.5	63	520	.7	2.9	61	476	.6	3.2	41	305	.4	5.9
SU '04	36	769	.4	2.5	46	341	.5	2.2	59	414	.7	2.8	37	345	.4	2.2	27	264	.3	4.3
4-Book	45	797	.5	3.0	52	367	.6	2.4	61	422	.7	2.8	55	414	.6	2.9	31	273	.3	4.6
SP '04	37	932	.4	2.5	52	432	.6	2.4	49	417	.5	2.3	36	412	.4	2.1	22	263	.2	3.2
KIIS-FM																				
SP '05	50	1216	.5	3.2	74	633	.8	3.3	63	592	.7	2.8	63	604	.7	3.2	16	312	.2	2.3
WI '05	40	1296	.4	2.6	54	571	.6	2.4	64	617	.7	3.0	51	627	.5	2.6	14	229	.1	2.2
FA '04	26	1073	.3	1.7	38	463	.4	1.7	29	513	.3	1.3	42	555	.4	2.2	10	218	.1	1.4
SU '04	38	1199	.4	2.7	46	459	.5	2.2	42	538	.5	2.0	59	694	.7	3.5	23	339	.3	3.7
4-Book	39	1196	.4	2.6	53	532	.6	2.4	50	565	.6	2.3	54	620	.6	2.9	16	275	.2	2.4
SP '04	36	1130	.4	2.5	57	476	.6	2.7	40	522	.4	1.9	50	587	.6	2.9	17	289	.2	2.5
KKBT-FM																				
SP '05	26	743	.3	1.7	49	332	.5	2.2	30	388	.3	1.4	28	337	.3	1.4	13	165	.1	1.8
WI '05	35	840	.4	2.3	82	491	.8	3.6	24	305	.2	1.1	35	375	.4	1.8	13	171	.1	2.0
FA '04	37	818	.4	2.4	82	424	.8	3.7	32	402	.3	1.5	43	390	.4	2.2	15	194	.2	2.1
SU '04	32	802	.4	2.2	60	330	.7	2.9	42	455	.5	2.0	31	356	.3	1.8	15	214	.2	2.4
4-Book	33	801	.4	2.2	68	394	.7	3.1	32	388	.3	1.5	34	365	.4	1.8	14	186	.2	2.1
SP '04	41	825	.5	2.8	61	468	.7	2.9	43	338	.5	2.0	62	487	.7	3.5	22	297	.2	3.2
KLAC-AM																				
SP '05	7	129	.1	.4	8	50	.1	.4	19	93	.2	.9	7	47	.1	.4	1	8	.1	.1
WI '05	6	115	.1	.4	6	50	.1	.3	13	51	.1	.6	12	89	.1	.6	1	9	.2	.2
FA '04	1	52	.1	.1	2	14	.1	.1		7	.1	.1	3	31	.1	.2	2	33	.3	.3
SU '04	**	**	**	**	**	**	**	**	**	**	**	**	**	**	**	**	**	**	**	**
4-Book	**	**	**	**	**	**	**	**	**	**	**	**	**	**	**	**	**	**	**	**
SP '04	1	87	.1	.1	5	5	.1	.1		14	.1	.1	2	40	.1	.1	2	42	.3	.3

** Station(s) not reported this survey.

* Listener estimates adjusted for reported broadcast schedule.

+ Station(s) changed call letters - see Page 13.

4-Book: Avg. of current and previous 3 surveys.
2-Book: Avg. of most recent 2 surveys.

Target Listener Trends

Persons 18-49																				
Monday-Sunday 6AM-MID				Monday-Friday 6AM-10AM				Monday-Friday 10AM-3PM				Monday-Friday 3PM-7PM				Monday-Friday 7PM-MID				
AQH (00)	Cume (00)	AQH Rtg	AQH Shr	AQH (00)	Cume (00)	AQH Rtg	AQH Shr	AQH (00)	Cume (00)	AQH Rtg	AQH Shr	AQH (00)	Cume (00)	AQH Rtg	AQH Shr	AQH (00)	Cume (00)	AQH Rtg	AQH Shr	
KOST-FM																				
SP '05	42	883	.4	2.7	43	313	.4	1.9	59	423	.6	2.7	53	397	.5	2.7	39	317	.4	5.5
WI '05	33	783	.3	2.2	41	328	.4	1.8	55	387	.6	2.6	39	418	.4	2.0	14	181	.1	2.2
FA '04	40	766	.4	2.6	59	404	.6	2.6	58	357	.6	2.7	48	351	.5	2.5	13	208	.1	1.9
SU '04	33	601	.4	2.3	40	298	.4	1.9	60	312	.7	2.8	44	323	.5	2.6	13	163	.1	2.1
4-Book	37	758	.4	2.5	46	336	.5	2.1	58	370	.6	2.7	46	372	.5	2.5	20	217	.2	2.9
SP '04	29	665	.3	2.0	30	253	.3	1.4	50	282	.6	2.3	40	278	.4	2.3	21	172	.2	3.1
KPLM-FM																				
SP '05	4	116	.3		7	75	.1	.3	5	58	.1	.2	6	70	.1	.3	1	27		.1
WI '05	3	67	.2		4	38	.2		3	22	.1		6	58	.1	.3	2	14		.3
FA '04	**	**	**	**	**	**	**	**	**	**	**	**	**	**	**	**	**	**	**	**
SU '04	**	**	**	**	**	**	**	**	**	**	**	**	**	**	**	**	**	**	**	**
4-Book	**	**	**	**	**	**	**	**	**	**	**	**	**	**	**	**	**	**	**	**
SP '04	8	67	.1	.5	5	6	.1	.2	11	32	.1	.5	13	54	.1	.7	7	18	.1	1.0
KPWR-FM																				
SP '05	37	939	.4	2.4	54	425	.6	2.4	51	494	.5	2.3	42	508	.4	2.1	20	360	.2	2.8
WI '05	34	847	.4	2.2	59	387	.6	2.6	39	320	.4	1.8	45	496	.5	2.3	14	224	.1	2.2
FA '04	30	876	.3	2.0	47	466	.5	2.1	30	453	.3	1.4	39	420	.4	2.0	17	288	.2	2.4
SU '04	28	876	.3	2.0	45	357	.5	2.2	28	353	.3	1.3	38	475	.4	2.2	15	274	.2	2.4
4-Book	32	885	.4	2.2	51	409	.6	2.3	37	405	.4	1.7	41	475	.4	2.2	17	287	.2	2.5
SP '04	23	843	.3	1.6	36	317	.4	1.7	30	366	.3	1.4	20	340	.2	1.1	16	223	.2	2.4
KRCV-FM																				
SP '05	7	167	.1	.4	7	50	.1	.3	11	93	.1	.5	7	85	.1	.4	2	37		.3
WI '05	7	104	.1	.5	13	58	.1	.6	12	61	.1	.6	7	58	.1	.4	4	27		.6
FA '04	**	**	**	**	**	**	**	**	**	**	**	**	**	**	**	**	**	**	**	**
SU '04	12	124	.1	.8	24	78	.3	1.1	20	83	.2	.9	11	39	.1	.6	6	34	.1	1.0
4-Book	**	**	**	**	**	**	**	**	**	**	**	**	**	**	**	**	**	**	**	**
SP '04	6	116	.1	.4	6	51	.1	.3	5	44	.1	.2	7	52	.1	.4	7	45	.1	1.0
KROQ-FM																				
SP '05	22	744	.2	1.4	34	348	.4	1.5	26	335	.3	1.2	31	328	.3	1.6	11	230	.1	1.5
WI '05	41	850	.4	2.7	56	426	.6	2.5	48	403	.5	2.2	53	486	.5	2.7	25	238	.3	3.9
FA '04	34	790	.4	2.2	62	437	.6	2.8	56	391	.6	2.6	35	397	.4	1.8	16	150	.2	2.3
SU '04	38	838	.4	2.7	53	332	.6	2.5	48	365	.5	2.3	48	443	.5	2.8	17	207	.2	2.7
4-Book	34	806	.4	2.3	51	386	.6	2.3	45	374	.5	2.1	42	414	.4	2.2	17	206	.2	2.6
SP '04	36	799	.4	2.5	43	320	.5	2.0	54	413	.6	2.5	44	405	.5	2.5	25	300	.3	3.7
KRTH-FM																				
SP '05	10	361	.1	.6	18	138	.2	.8	12	163	.1	.5	10	144	.1	.5	2	49		.3
WI '05	9	446	.1	.6	9	158	.1	.4	13	165	.1	.6	14	195	.1	.7	4	102		.6
FA '04	11	477	.1	.7	15	186	.2	.7	11	181	.1	.5	14	215	.1	.7	9	115	.1	1.3
SU '04	28	597	.3	2.0	29	261	.3	1.4	43	257	.5	2.0	38	307	.4	2.2	10	116	.1	1.6
4-Book	15	470	.2	1.0	18	186	.2	.8	20	192	.2	.9	19	215	.2	1.0	6	96	.1	1.0
SP '04	14	445	.2	1.0	13	130	.1	.6	15	159	.2	.7	17	202	.2	1.0	6	66	.1	.9
KSCA-FM																				
SP '05	59	742	.6	3.8	125	543	1.3	5.5	62	382	.6	2.8	81	382	.8	4.1	28	169	.3	3.9
WI '05	62	947	.6	4.1	146	535	1.5	6.5	75	527	.8	3.5	67	407	.7	3.5	13	138	.1	2.0
FA '04	76	884	.8	5.0	170	587	1.8	7.6	111	507	1.1	5.1	60	333	.6	3.1	26	221	.3	3.7
SU '04	58	766	.6	4.1	140	484	1.6	6.7	85	458	1.0	4.0	49	316	.5	2.9	12	125	.1	1.9
4-Book	64	835	.7	4.3	145	537	1.6	6.6	83	469	.9	3.9	64	360	.7	3.4	20	163	.2	2.9
SP '04	52	806	.6	3.6	134	515	1.5	6.3	59	378	.7	2.8	37	330	.4	2.1	8	102	.1	1.2
KSSE-FM																				
SP '05	21	330	.2	1.3	42	191	.4	1.9	29	150	.3	1.3	26	161	.3	1.3	5	64	.1	.7
WI '05	15	368	.2	1.0	27	167	.3	1.2	21	203	.2	1.0	16	164	.2	.8	6	69	.1	.9
FA '04	14	380	.1	.9	26	170	.3	1.2	19	180	.2	.9	18	182	.2	.9	4	57		.6
SU '04	19	364	.2	1.3	28	214	.3	1.3	23	193	.3	1.1	24	191	.3	1.4	10	88	.1	1.6
4-Book	17	361	.2	1.1	31	186	.3	1.4	23	182	.3	1.1	21	175	.3	1.1	6	70	.1	1.0
SP '04	19	299	.2	1.3	30	169	.3	1.4	29	151	.3	1.4	22	153	.2	1.3	4	97		.6

** Station(s) not reported this survey.

* Listener estimates adjusted for reported broadcast schedule.

+ Station(s) changed call letters - see Page 13.

4-Book: Avg. of current and previous 3 surveys.
2-Book: Avg. of most recent 2 surveys.

Target Listener Trends

Target Listener Trends - Persons 18-49

	Persons 18-49																			
	Monday-Sunday 6AM-MID				Monday-Friday 6AM-10AM				Monday-Friday 10AM-3PM				Monday-Friday 3PM-7PM				Monday-Friday 7PM-MID			
	AQH (00)	Cume (00)	AQH Rtg	AQH Shr	AQH (00)	Cume (00)	AQH Rtg	AQH Shr	AQH (00)	Cume (00)	AQH Rtg	AQH Shr	AQH (00)	Cume (00)	AQH Rtg	AQH Shr	AQH (00)	Cume (00)	AQH Rtg	AQH Shr
KTWV-FM																				
SP '05	16	357	.2	1.0	23	172	.2	1.0	18	170	.2	.8	21	211	.2	1.1	8	86	.1	1.1
WI '05	31	503	.3	2.0	49	239	.5	2.2	65	272	.7	3.0	37	287	.4	1.9	9	132	.1	1.4
FA '04	25	408	.3	1.6	30	180	.3	1.3	50	211	.5	2.3	35	188	.4	1.8	10	118	.1	1.4
SU '04	30	483	.3	2.1	32	177	.4	1.5	49	289	.5	2.3	40	290	.4	2.3	12	150	.1	1.9
4-Book	26	438	.3	1.7	34	192	.4	1.5	46	236	.5	2.1	33	244	.4	1.8	10	122	.1	1.5
SP '04	25	410	.3	1.7	30	201	.3	1.4	38	189	.4	1.8	22	176	.2	1.3	16	101	.2	2.4
KWVE-FM																				
SP '05	14	291	.1	.9	30	185	.3	1.3	16	148	.2	.7	20	181	.2	1.0	3	69		.4
WI '05	21	383	.2	1.4	27	213	.3	1.2	23	189	.2	1.1	28	182	.3	1.4	14	96	.1	2.2
FA '04	21	412	.2	1.4	33	213	.3	1.5	30	217	.3	1.4	27	238	.3	1.4	7	97	.1	1.0
SU '04	18	358	.2	1.3	31	192	.3	1.5	20	120	.2	.9	21	169	.2	1.2	11	108	.1	1.8
4-Book	19	361	.2	1.3	30	201	.3	1.4	22	169	.2	1.0	24	193	.3	1.3	9	93	.1	1.4
SP '04	22	352	.2	1.5	42	197	.5	2.0	26	169	.3	1.2	23	191	.3	1.3	9	64	.1	1.3
KYSR-FM																				
SP '05	9	270	.1	.6	12	121	.1	.5	15	139	.2	.7	13	156	.1	.7	4	74		.6
WI '05	12	400	.1	.8	18	162	.2	.8	16	194	.2	.7	18	207	.2	.9	4	63		.6
FA '04	6	249	.1	.4	10	132	.1	.4	10	114	.1	.5	10	109	.1	.5	1	42		.1
SU '04	15	363	.2	1.1	10	104	.1	.5	19	160	.2	.9	15	185	.2	.9	5	86	.1	.8
4-Book	11	321	.1	.7	13	130	.1	.6	15	152	.2	.7	14	164	.2	.8	4	66		.5
SP '04	12	353	.1	.8	25	180	.3	1.2	16	140	.2	.8	10	139	.1	.6	6	79	.1	.9
KZLA-FM																				
SP '05	11	345	.1	.7	17	164	.2	.8	12	153	.1	.5	17	193	.2	.9	2	52		.3
WI '05	12	376	.1	.8	18	193	.2	.8	12	119	.1	.6	15	197	.2	.8	4	85		.6
FA '04	16	400	.2	1.1	28	180	.3	1.3	29	189	.3	1.3	22	263	.2	1.2	3	79		.4
SU '04	16	450	.2	1.1	18	191	.2	.9	22	223	.2	1.0	19	237	.2	1.1	10	125	.1	1.6
4-Book	14	393	.2	.9	20	182	.2	1.0	19	171	.2	.9	18	223	.2	1.0	5	85		.7
SP '04	22	389	.2	1.5	30	193	.3	1.4	34	166	.4	1.6	32	244	.4	1.8	5	96	.1	.7
TOTALS																				
SP '05	1570	9148	16.3		2254	7597	23.3		2221	7327	23.0		1983	7786	20.5		711	4892	7.4	
WI '05	1525	9239	15.8		2251	7665	23.3		2140	7111	22.2		1932	7694	20.0		643	4349	6.7	
FA '04	1516	9177	15.7		2240	7663	23.2		2171	7212	22.5		1913	7609	19.8		698	4606	7.2	
SU '04	1426	8516	15.9		2092	6944	23.4		2128	6812	23.8		1704	7054	19.0		626	4362	7.0	
4-Book	1509	9020	15.9		2209	7467	23.3		2165	7116	22.9		1883	7536	19.8		670	4552	7.1	
SP '04	1460	8550	16.3		2134	7147	23.9		2130	6792	23.8		1754	7003	19.6		678	4490	7.6	

** Station(s) not reported this survey.

* Listener estimates adjusted for reported broadcast schedule.

+ Station(s) changed call letters - see Page 13.

4-Book: Avg. of current and previous 3 surveys.
2-Book: Avg. of most recent 2 surveys.

Target Listener Estimates

Persons 18-49																				
Monday-Friday 6AM-7PM				Weekend 6AM-MID				Saturday 6AM-10AM				Saturday 10AM-3PM				Saturday 3PM-7PM				
AQH (00)	Cume (00)	AQH Rtg	AQH Shr	AQH (00)	Cume (00)	AQH Rtg	AQH Shr	AQH (00)	Cume (00)	AQH Rtg	AQH Shr	AQH (00)	Cume (00)	AQH Rtg	AQH Shr	AQH (00)	Cume (00)	AQH Rtg	AQH Shr	
KAEH-FM																				
SP '05	28	296	.3	1.3	14	171	.1	1.3	25	59	.3	1.9	29	93	.3	1.7	15	37	.2	1.1
4-Book	27	290	.3	1.3	16	190	.2	1.6	26	63	.3	2.2	32	96	.3	1.9	20	59	.2	1.6
KATY-FM																				
SP '05	29	216	.3	1.3	10	110	.1	.9	7	27	.1	.5	18	73	.2	1.0	10	35	.1	.7
4-Book	**	**	**	**	**	**	**	**	**	**	**	**	**	**	**	**	**	**	**	**
KCAL-AM																				
SP '05	15	90	.2	.7	13	75	.1	1.2	26	48	.3	2.0	27	56	.3	1.6	11	24	.1	.8
4-Book	**	**	**	**	**	**	**	**	**	**	**	**	**	**	**	**	**	**	**	**
KCAL-FM																				
SP '05	72	915	.7	3.3	43	458	.4	3.9	34	130	.4	2.6	55	162	.6	3.2	58	157	.6	4.2
4-Book	84	1005	.9	4.0	48	550	.5	4.6	41	144	.5	3.5	79	242	.9	4.7	63	175	.7	4.9
KCXX-FM																				
SP '05	61	712	.6	2.8	41	459	.4	3.7	47	155	.5	3.6	71	197	.7	4.1	34	121	.4	2.5
4-Book	48	691	.5	2.3	27	380	.3	2.6	26	95	.3	2.2	45	157	.5	2.6	31	106	.3	2.4
+KDAI-FM																				
SP '05	45	395	.5	2.1	20	297	.2	1.8	15	53	.2	1.1	23	97	.2	1.3	35	119	.4	2.6
4-Book	**	**	**	**	**	**	**	**	**	**	**	**	**	**	**	**	**	**	**	**
KDIF-AM																				
SP '05	20	169	.2	.9	13	104	.1	1.2	19	62	.2	1.4	19	57	.2	1.1	16	42	.2	1.2
4-Book	**	**	**	**	**	**	**	**	**	**	**	**	**	**	**	**	**	**	**	**
KEZY-AM																				
SP '05	8	25	.1	.4	8	39	.1	.7	5	14	.1	.4	12	14	.1	.7	8	13	.1	.6
4-Book	17	71	.2	.9	10	56	.1	.9	12	29	.2	1.1	15	28	.2	.9	10	17	.1	.8
KFRG-FM																				
SP '05	112	1055	1.2	5.2	55	572	.6	5.0	70	182	.7	5.3	117	320	1.2	6.8	85	250	.9	6.2
4-Book	98	989	1.1	4.7	47	560	.5	4.5	52	167	.6	4.3	93	298	1.0	5.5	59	188	.6	4.6
KGGI-FM																				
SP '05	148	1987	1.5	6.9	102	1220	1.1	9.3	91	336	.9	6.9	131	385	1.4	7.6	103	278	1.1	7.5
4-Book	144	1903	1.5	6.9	92	1159	1.0	8.9	75	286	.8	6.4	116	387	1.2	6.8	108	334	1.2	8.3
KOLA-FM																				
SP '05	64	673	.7	3.0	26	329	.3	2.4	33	99	.3	2.5	55	136	.6	3.2	15	54	.2	1.1
4-Book	65	652	.7	3.1	28	320	.3	2.7	32	108	.3	2.7	62	153	.7	3.6	30	92	.3	2.4
KTDD-AM																				
SP '05	1	31				7							3	7	.2					
4-Book	2	26		.1	1	13		.1		2			3	9	.2		1	2		.1
KWIE-FM																				
SP '05	90	1196	.9	4.2	62	759	.6	5.6	49	173	.5	3.7	90	246	.9	5.2	92	295	1.0	6.7
4-Book	70	1051	.7	3.4	49	644	.5	4.6	43	148	.5	3.6	71	237	.7	4.2	65	220	.7	5.0
KXRS-FM																				
SP '05	20	164	.2	.9	9	95	.1	.8	19	42	.2	1.4	13	38	.1	.8	14	29	.1	1.0
4-Book	14	134	.1	.7	6	84	.1	.5	10	27	.1	.8	7	25	.1	.4	6	19	.1	.5
KXSB-FM																				
SP '05	63	487	.7	2.9	19	221	.2	1.7	16	57	.2	1.2	25	70	.3	1.4	35	77	.4	2.6
4-Book	55	463	.6	2.6	26	244	.3	2.5	19	55	.2	1.7	47	105	.5	2.8	36	90	.4	2.8
KABC-AM																				
SP '05	9	87	.1	.4	1	28		.1	6	22	.1	.5	3	21		.2				
4-Book	8	78	.1	.4	2	30		.2	3	9		.2	5	15	.1	.3	4	15		.3
KBIG-FM																				
SP '05	49	448	.5	2.3	19	236	.2	1.7	10	35	.1	.8	36	85	.4	2.1	25	77	.3	1.8
4-Book	39	416	.4	1.9	13	199	.1	1.2	11	33	.1	.9	22	63	.2	1.3	16	51	.2	1.2

** Station(s) not reported this survey.

* Listener estimates adjusted for reported broadcast schedule.

+ Station(s) changed call letters - see Page 13.

4-Book: Avg. of current and previous 3 surveys
2-Book: Avg. of most recent 2 surveys.

Target Listener Estimates

Persons 18-49

Target Listener Estimates - Persons 18-49

	Monday-Friday 6AM-7PM				Weekend 6AM-MID				Saturday 6AM-10AM				Saturday 10AM-3PM				Saturday 3PM-7PM				
	AQH (00)	Cume (00)	AQH Rtg	AQH Shr	AQH (00)	Cume (00)	AQH Rtg	AQH Shr	AQH (00)	Cume (00)	AQH Rtg	AQH Shr	AQH (00)	Cume (00)	AQH Rtg	AQH Shr	AQH (00)	Cume (00)	AQH Rtg	AQH Shr	
KCBS-FM																					
SP '05	70	902	.7	3.2	51	502	.5	4.6	33	121	.3	2.5	70	193	.7	4.1	70	153	.7	5.1	
4-Book	58	701	.6	2.8	32	369	.4	3.0	29	103	.3	2.5	54	163	.6	3.2	51	136	.5	3.9	
KFI -AM																					
SP '05	90	763	.9	4.2	19	281	.2	1.7	30	105	.3	2.3	15	61	.2	.9	5	36	.1	.4	
4-Book	97	843	1.0	4.7	21	294	.2	2.0	48	129	.5	4.2	24	94	.3	1.4	15	53	.2	1.2	
KFVB-AM																					
SP '05	4	84		.2		15			1	8		.1						8			
4-Book	**	**	**	**	**	**	**	**	**	**	**	**	**	**	**	**	**	**	**	**	
KHHT-FM																					
SP '05	50	636	.5	2.3	30	445	.3	2.7	32	81	.3	2.4	42	171	.4	2.4	31	128	.3	2.3	
4-Book	57	668	.6	2.7	35	412	.4	3.4	36	116	.4	3.2	57	165	.6	3.3	45	131	.5	3.6	
KIIS-FM																					
SP '05	67	1042	.7	3.1	42	611	.4	3.8	41	139	.4	3.1	71	237	.7	4.1	55	218	.6	4.0	
4-Book	52	1008	.6	2.5	29	530	.3	2.8	33	119	.3	2.8	50	215	.5	3.0	38	157	.4	3.0	
KKBT-FM																					
SP '05	35	633	.4	1.6	18	345	.2	1.6	26	79	.3	2.0	32	113	.3	1.9	22	84	.2	1.6	
4-Book	44	689	.5	2.1	24	373	.3	2.3	25	72	.3	2.2	43	143	.5	2.5	36	110	.4	2.8	
KLAC-AM																					
SP '05	12	121	.1	.6	2	27		.2					3	8		.2	5	14	.1	.4	
4-Book	**	**	**	**	**	**	**	**	**	**	**	**	**	**	**	**	**	**	**	**	
KLAX-FM																					
SP '05	45	465	.5	2.1	29	276	.3	2.6	68	140	.7	5.2	40	98	.4	2.3	41	108	.4	3.0	
4-Book	36	389	.4	1.7	21	224	.2	2.0	39	82	.4	3.3	31	86	.3	1.8	22	59	.2	1.7	
KLOS-FM																					
SP '05	67	624	.7	3.1	20	244	.2	1.8	22	62	.2	1.7	29	57	.3	1.7	13	48	.1	1.0	
4-Book	59	636	.6	2.8	19	266	.2	1.8	19	59	.2	1.7	31	112	.3	1.8	28	82	.3	2.2	
KLSX-FM																					
SP '05	50	438	.5	2.3	5	80	.1	.5	9	16	.1	.7	8	29	.1	.5	9	29	.1	.7	
4-Book	71	547	.8	3.4	6	98	.1	.5	9	25	.1	.8	6	32	.1	.3	9	23	.1	.7	
KLVE-FM																					
SP '05	79	773	.8	3.7	44	487	.5	4.0	66	170	.7	5.0	56	168	.6	3.2	44	110	.5	3.2	
4-Book	78	838	.8	3.7	49	545	.5	4.7	59	155	.6	5.0	81	227	.9	4.8	51	144	.6	3.9	
KLYY-FM																					
SP '05	114	976	1.2	5.3	56	593	.6	5.1	85	198	.9	6.5	118	272	1.2	6.8	88	196	.9	6.4	
4-Book	103	1025	1.1	4.9	58	643	.6	5.6	56	164	.6	4.6	108	275	1.1	6.3	71	187	.8	5.5	
KMXE-AM																					
SP '05	12	79	.1	.6	2	31		.2	2	8		.2	2	6		.1	3	8		.2	
4-Book	**	**	**	**	**	**	**	**	**	**	**	**	**	**	**	**	**	**	**	**	
KMZT-FM																					
SP '05	2	66		.1	1	24		.1													
4-Book	8	81	.1	.4	3	50		.3	6	11	.1	.5	3	13		.2	1	5		.1	
KNX -AM																					
SP '05	21	262	.2	1.0	8	139	.1	.7	22	46	.2	1.7	5	23	.1	.3	6	30	.1	.4	
4-Book	17	278	.2	.8	7	123	.1	.7	13	36	.1	1.1	9	30	.1	.5	8	31	.1	.6	
KOST-FM																					
SP '05	52	674	.5	2.4	26	449	.3	2.4	31	113	.3	2.4	37	132	.4	2.1	29	82	.3	2.1	
4-Book	51	601	.5	2.4	24	344	.3	2.3	22	81	.2	1.9	45	136	.5	2.7	32	91	.4	2.5	
KPLM-FM																					
SP '05	6	98	.1	.3	3	46		.3	4	8		.3	4	14		.2	6	14	.1	.4	
4-Book	**	**	**	**	**	**	**	**	**	**	**	**	**	**	**	**	**	**	**	**	

** Station(s) not reported this survey. * Listener estimates adjusted for reported broadcast schedule. + Station(s) changed call letters - see Page 13. 4-Book: Avg. of current and previous 3 surveys. 2-Book: Avg. of most recent 2 surveys.

Target Listener Estimates

Persons 18-49																				
Monday-Friday 6AM-7PM				Weekend 6AM-MID				Saturday 6AM-10AM				Saturday 10AM-3PM				Saturday 3PM-7PM				
AQH (00)	Cume (00)	AQH Rtg	AQH Shr	AQH (00)	Cume (00)	AQH Rtg	AQH Shr	AQH (00)	Cume (00)	AQH Rtg	AQH Shr	AQH (00)	Cume (00)	AQH Rtg	AQH Shr	AQH (00)	Cume (00)	AQH Rtg	AQH Shr	
KPWR-FM																				
SP '05	49	844	.5	2.3	28	447	.3	2.5	32	116	.3	2.4	48	166	.5	2.8	52	166	.5	3.8
4-Book	43	760	.5	2.0	24	409	.2	2.3	23	86	.2	2.0	45	177	.5	2.6	35	135	.4	2.7
KRCV-FM																				
SP '05	9	131	.1	.4	9	90	.1	.8	6	16	.1	.5	8	24	.1	.5	7	11	.1	.5
4-Book	**	**	**	**	**	**	**	**	**	**	**	**	**	**	**	**	**	**	**	**
KROQ-FM																				
SP '05	30	591	.3	1.4	16	354	.2	1.5	10	53	.1	.8	26	120	.3	1.5	26	106	.3	1.9
4-Book	46	681	.5	2.2	24	374	.3	2.4	22	88	.2	1.9	40	149	.4	2.4	31	111	.3	2.4
KRTH-FM																				
SP '05	13	296	.1	.6	11	162	.1	1.0	19	54	.2	1.4	27	84	.3	1.6	10	55	.1	.7
4-Book	19	379	.2	.9	13	191	.2	1.3	13	38	.1	1.1	28	91	.3	1.7	15	57	.2	1.2
KSCA-FM																				
SP '05	87	694	.9	4.0	31	306	.3	2.8	70	143	.7	5.3	46	132	.5	2.7	24	48	.2	1.8
4-Book	96	747	1.0	4.6	36	415	.4	3.5	90	202	1.0	7.9	54	150	.6	3.2	34	83	.3	2.6
KSSE-FM																				
SP '05	32	278	.3	1.5	11	169	.1	1.0	21	48	.2	1.6	22	86	.2	1.3	20	66	.2	1.5
4-Book	25	309	.3	1.2	10	159	.1	1.0	12	40	.1	1.0	21	65	.2	1.2	12	40	.2	1.0
KTWV-FM																				
SP '05	20	285	.2	.9	13	196	.1	1.2	16	62	.2	1.2	21	72	.2	1.2	27	80	.3	2.0
4-Book	38	361	.4	1.8	14	225	.1	1.4	12	44	.1	1.0	29	92	.3	1.7	21	73	.3	1.7
KWVE-FM																				
SP '05	22	257	.2	1.0	7	103	.1	.6	18	51	.2	1.4	7	36	.1	.4	4	25	.3	.3
4-Book	26	309	.3	1.2	13	171	.2	1.3	19	56	.2	1.6	15	55	.2	.9	11	43	.1	.9
KYSR-FM																				
SP '05	13	236	.1	.6	6	139	.1	.5	4	7	.3	.3	8	48	.1	.5	6	34	.1	.4
4-Book	14	264	.2	.7	10	137	.1	1.0	5	19	.5	.5	17	49	.2	1.0	15	42	.2	1.2
KZLA-FM																				
SP '05	15	281	.2	.7	9	168	.1	.8	20	62	.2	1.5	20	66	.2	1.2	13	86	.1	1.0
4-Book	19	327	.2	.9	10	169	.1	1.0	12	45	.1	1.0	20	71	.2	1.2	16	64	.2	1.3
TOTALS																				
SP '05	2158	9005	22.3		1102	7275	11.4		1311	3382	13.6		1728	4103	17.9		1368	3428	14.2	
4-Book	2092	8879	22.1		1039	6984	11.0		1167	3111	12.3		1703	4134	18.0		1289	3226	13.6	

** Station(s) not reported this survey.

* Listener estimates adjusted for reported broadcast schedule.

+ Station(s) changed call letters - see Page 13.

4-Book: Avg. of current and previous 3 surveys.
2-Book: Avg. of most recent 2 surveys.

Target Listener Estimates

Persons 18-49

Target Listener Estimates - Persons 18-49

	Saturday 7PM-MID				Sunday 6AM-10AM				Sunday 10AM-3PM				Sunday 3PM-7PM				Sunday 7PM-MID			
	AQH (00)	Cume (00)	AQH Rtg	AQH Shr	AQH (00)	Cume (00)	AQH Rtg	AQH Shr	AQH (00)	Cume (00)	AQH Rtg	AQH Shr	AQH (00)	Cume (00)	AQH Rtg	AQH Shr	AQH (00)	Cume (00)	AQH Rtg	AQH Shr
KAEH-FM																				
SP '05	4	6		.5	5	22	.1	.7	14	51	.1	1.1	10	37	.1	1.0	9	45	.1	1.4
4-Book	9	22	.1	1.3	9	22	.1	1.2	17	55	.2	1.3	12	32	.1	1.3	7	30	.1	1.1
KATY-FM																				
SP '05	4	18		.5	10	26	.1	1.3	11	28	.1	.9	18	59	.2	1.8	2	12		.3
4-Book	**	**	**	**	**	**	**	**	**	**	**	**	**	**	**	**	**	**	**	**
KCAL-AM																				
SP '05	4	18		.5	4	19		.5	22	51	.2	1.7	6	19	.1	.6		5		
4-Book	**	**	**	**	**	**	**	**	**	**	**	**	**	**	**	**	**	**	**	**
KCAL-FM																				
SP '05	43	124	.4	5.9	33	76	.3	4.4	59	155	.6	4.6	31	125	.3	3.1	26	87	.3	4.0
4-Book	41	126	.4	6.0	33	85	.3	4.4	57	167	.6	4.7	36	117	.4	3.9	29	90	.3	5.1
KCXX-FM																				
SP '05	33	135	.3	4.5	24	56	.2	3.2	52	124	.5	4.1	48	109	.5	4.7	17	83	.2	2.6
4-Book	28	89	.3	4.0	12	41	.1	1.6	32	92	.3	2.6	32	87	.3	3.3	14	48	.2	2.5
+KDAI-FM																				
SP '05	21	105	.2	2.9	6	21	.1	.8	20	50	.2	1.6	22	53	.2	2.2	16	52	.2	2.5
4-Book	**	**	**	**	**	**	**	**	**	**	**	**	**	**	**	**	**	**	**	**
KDIF-AM																				
SP '05	5	17	.1	.7	18	59	.2	2.4	10	30	.1	.8	2	13		.2	14	42	.1	2.1
4-Book	**	**	**	**	**	**	**	**	**	**	**	**	**	**	**	**	**	**	**	**
KEZY-AM																				
SP '05					5	14	.1	.7	18	34	.2	1.4	9	22	.1	.9	6	8	.1	.9
4-Book	4	11		.6	11	24	.1	1.5	15	31	.2	1.3	7	16	.1	.8	4	8	.1	.7
KFRG-FM																				
SP '05	25	72	.3	3.4	38	126	.4	5.1	60	199	.6	4.7	34	142	.4	3.4	14	54	.1	2.1
4-Book	22	82	.3	3.3	37	128	.4	5.0	69	205	.7	5.8	34	119	.4	3.6	12	47	.1	2.0
KGGI-FM																				
SP '05	61	262	.6	8.4	40	169	.4	5.4	87	371	.9	6.8	139	429	1.4	13.7	155	347	1.6	23.8
4-Book	64	245	.7	9.5	37	163	.4	5.0	81	301	.9	6.7	126	377	1.3	13.2	128	302	1.4	22.1
KOLA-FM																				
SP '05	11	38	.1	1.5	16	65	.2	2.1	35	98	.4	2.7	22	76	.2	2.2	16	44	.2	2.5
4-Book	11	45	.1	1.6	18	62	.2	2.4	38	105	.4	3.1	21	67	.2	2.3	9	38	.1	1.5
KTDD-AM																				
SP '05					1	2		.1	2	4		.2		2						
4-Book																				
KWIE-FM																				
SP '05	38	188	.4	5.2	29	111	.3	3.9	77	227	.8	6.0	63	188	.7	6.2	56	192	.6	8.6
4-Book	42	173	.5	6.2	29	98	.3	3.9	54	182	.6	4.5	47	158	.5	4.9	35	123	.4	6.0
KXRS-FM																				
SP '05	7	19	.1	1.0					6	25	.1	.5	14	23	.1	1.4	1	5		.2
4-Book	6	24	.1	.9	3	14		.4	4	17	.1	.4	8	15	.1	.8	2	7		.4
KXSB-FM																				
SP '05	22	48	.2	3.0	9	25	.1	1.2	10	37	.1	.8	21	42	.2	2.1	14	30	.1	2.1
4-Book	14	39	.1	2.0	18	48	.2	2.4	32	72	.4	2.7	31	64	.4	3.3	12	32	.1	2.0
KABC-AM																				
SP '05					1	2		.1	2	8		.2	2	8		.2	2	8		.3
4-Book	1	2		.1	1	2		.1	2	8		.2	2	8		.2	2	8		.3
KBIG-FM																				
SP '05	18	73	.2	2.5	9	40	.1	1.2	23	41	.2	1.8	23	57	.2	2.3	6	30	.1	.9
4-Book	12	48	.1	1.7	9	34	.1	1.2	15	43	.2	1.3	13	48	.1	1.4	5	21	.1	.9

** Station(s) not reported this survey.

* Listener estimates adjusted for reported broadcast schedule.

+ Station(s) changed call letters - see Page 13.

4-Book: Avg. of current and previous 3 surveys.
2-Book: Avg. of most recent 2 surveys.

Target Listener Estimates

Persons 18-49																				
Saturday 7PM-MID				Sunday 6AM-10AM				Sunday 10AM-3PM				Sunday 3PM-7PM				Sunday 7PM-MID				
AQH (00)	Cume (00)	AQH Rtg	AQH Shr	AQH (00)	Cume (00)	AQH Rtg	AQH Shr	AQH (00)	Cume (00)	AQH Rtg	AQH Shr	AQH (00)	Cume (00)	AQH Rtg	AQH Shr	AQH (00)	Cume (00)	AQH Rtg	AQH Shr	
KCBS-FM																				
SP '05	42	96	.4	5.8	35	90	.4	4.7	69	218	.7	5.4	66	167	.7	6.5	26	93	.3	4.0
4-Book	22	71	.2	3.2	19	57	.2	2.6	33	105	.4	2.7	29	91	.3	2.9	17	55	.2	2.9
KFI -AM																				
SP '05	16	75	.2	2.2	20	65	.2	2.7	21	68	.2	1.6	17	29	.2	1.7	24	98	.2	3.7
4-Book	11	43	.1	1.6	21	59	.2	2.9	17	57	.2	1.4	15	46	.2	1.5	20	54	.2	3.5
KFVB-AM																				
SP '05	**	**	**	**	**	**	**	**	1	8	.1	**	**	**	**	**	**	**	**	**
4-Book	**	**	**	**	**	**	**	**	**	**	**	**	**	**	**	**	**	**	**	**
KHHT-FM																				
SP '05	18	84	.2	2.5	27	57	.3	3.6	32	106	.3	2.5	32	149	.3	3.2	30	71	.3	4.6
4-Book	22	83	.2	3.3	20	54	.2	2.7	33	99	.3	2.7	31	108	.3	3.3	33	74	.4	5.7
KIIS-FM																				
SP '05	36	137	.4	4.9	33	113	.3	4.4	59	206	.6	4.6	33	137	.3	3.3	8	54	.1	1.2
4-Book	19	77	.2	2.8	24	86	.2	3.2	39	150	.4	3.1	24	105	.3	2.6	6	36	.1	1.0
KKBT-FM																				
SP '05	11	51	.1	1.5	11	51	.1	1.5	23	95	.2	1.8	13	86	.1	1.3	5	30	.1	.8
4-Book	18	71	.2	2.8	17	59	.2	2.3	26	91	.3	2.1	18	66	.2	1.9	10	34	.1	1.7
KLAC-AM																				
SP '05	1	14	.1	.1	1	6	.1	.1	5	13	.1	.4	**	**	**	**	**	**	**	**
4-Book	**	**	**	**	**	**	**	**	**	**	**	**	**	**	**	**	**	**	**	**
KLAX-FM																				
SP '05	15	76	.2	2.1	17	56	.2	2.3	32	74	.3	2.5	13	39	.1	1.3	8	26	.1	1.2
4-Book	10	43	.1	1.5	16	38	.2	2.2	27	69	.3	2.3	19	50	.2	2.0	7	27	.1	1.2
KLOS-FM																				
SP '05	15	26	.2	2.1	16	51	.2	2.1	29	119	.3	2.3	27	83	.3	2.7	7	29	.1	1.1
4-Book	9	28	.1	1.3	11	41	.1	1.5	24	94	.3	2.0	21	59	.2	2.2	6	24	.1	1.0
KLSX-FM																				
SP '05	4	22	.1	.5	5	25	.1	.7	3	24	.2	.2	3	8	.3	.3	1	6	.2	.2
4-Book	4	16	.1	.6	6	22	.1	.9	6	26	.1	.5	6	15	.1	.6	1	4	.1	.1
KLVE-FM																				
SP '05	40	159	.4	5.5	36	103	.4	4.8	67	163	.7	5.2	24	89	.2	2.4	19	90	.2	2.9
4-Book	37	121	.4	5.4	40	106	.4	5.4	68	172	.7	5.6	31	96	.3	3.3	25	84	.3	4.3
KLYY-FM																				
SP '05	16	87	.2	2.2	15	85	.2	2.0	54	155	.6	4.2	50	124	.5	4.9	24	76	.2	3.7
4-Book	33	97	.4	5.0	33	108	.4	4.4	80	212	.9	6.6	55	130	.6	5.8	26	79	.3	4.5
KMXE-AM																				
SP '05	1	6	.1	.1	1	6	.1	.1	2	11	.2	.2	**	**	**	**	**	**	**	**
4-Book	**	**	**	**	**	**	**	**	**	**	**	**	**	**	**	**	**	**	**	**
KMZT-FM																				
SP '05	1	9	.1	.1	3	8	.4	.4	7	7	.4	.4	6	11	.1	.6	2	7	.3	.3
4-Book	2	8	.3	.3	3	9	.4	.4	2	12	.2	.2	6	11	.1	.6	2	7	.3	.3
KNX -AM																				
SP '05	4	20	.5	.5	15	63	.2	2.0	6	29	.1	.5	1	9	.1	.1	4	27	.6	.6
4-Book	2	11	.3	.3	8	33	.1	1.0	10	37	.1	.8	3	17	.3	.3	3	18	.5	.5
KOST-FM																				
SP '05	27	104	.3	3.7	21	79	.2	2.8	24	114	.2	1.9	18	78	.2	1.8	21	100	.2	3.2
4-Book	18	68	.2	2.6	14	51	.2	1.9	27	93	.3	2.2	17	66	.2	1.7	13	54	.1	2.1
KPLM-FM																				
SP '05	**	**	**	**	**	**	**	**	3	19	.2	.2	3	19	.3	.3	1	7	.2	.2
4-Book	**	**	**	**	**	**	**	**	**	**	**	**	**	**	**	**	**	**	**	**

** Station(s) not reported this survey. * Listener estimates adjusted for reported broadcast schedule. + Station(s) changed call letters - see Page 13. 4-Book: Avg. of current and previous 3 surveys. 2-Book: Avg. of most recent 2 surveys.

Target Listener Estimates

Target Listener Estimates - Persons 18-49

		Persons 18-49																				
		Saturday 7PM-MID				Sunday 6AM-10AM				Sunday 10AM-3PM				Sunday 3PM-7PM				Sunday 7PM-MID				
		AQH (00)	Cume (00)	AQH Rtg	AQH Shr	AQH (00)	Cume (00)	AQH Rtg	AQH Shr	AQH (00)	Cume (00)	AQH Rtg	AQH Shr	AQH (00)	Cume (00)	AQH Rtg	AQH Shr	AQH (00)	Cume (00)	AQH Rtg	AQH Shr	
KPWR-FM																						
SP '05		39	112	.4	5.4	14	49	.1	1.9	14	44	.1	1.1	18	88	.2	1.8	12	58	.1	1.8	
4-Book		29	109	.3	4.3	15	47	.2	2.0	16	72	.2	1.4	21	80	.2	2.2	10	58	.1	1.6	
KRCV-FM																						
SP '05		11	22	.1	1.5	8	15	.1	1.1	12	53	.1	.9	6	25	.1	.6	9	22	.1	1.4	
4-Book		**	**	**	**	**	**	**	**	**	**	**	**	**	**	**	**	**	**	**	**	
KROQ-FM																						
SP '05		11	55	.1	1.5	13	68	.1	1.7	21	81	.2	1.6	13	65	.1	1.3	4	18		.6	
4-Book		15	60	.2	2.3	15	66	.2	2.1	29	103	.3	2.4	27	78	.3	2.9	14	48	.1	2.4	
KRTH-FM																						
SP '05		1	11		.1	9	31	.1	1.2	17	58	.2	1.3		7			3	22		.5	
4-Book		7	30	.1	1.0	8	29	.1	1.1	15	49	.2	1.2	10	25	.1	1.1	7	24	.1	1.4	
KSCA-FM																						
SP '05		14	39	.1	1.9	11	43	.1	1.5	38	115	.4	3.0	31	62	.3	3.1	13	34	.1	2.0	
4-Book		18	62	.2	2.6	29	73	.3	3.9	32	101	.3	2.6	25	57	.3	2.6	10	38	.1	1.6	
KSSE-FM																						
SP '05		5	17	.1	.7	6	20	.1	.8	12	57	.1	.9	3	9		.3	2	15		.3	
4-Book		6	24	.1	.9	4	18	.1	.6	14	45	.2	1.2	9	31	.1	.9	5	20	.1	.9	
KTWV-FM																						
SP '05		8	51	.1	1.1	7	28	.1	.9	17	75	.2	1.3	7	26	.1	.7	3	15		.5	
4-Book		8	39	.1	1.2	7	35	.1	.9	19	62	.2	1.5	17	54	.2	1.8	4	22		.7	
KWVE-FM																						
SP '05		1	9		.1	10	45	.1	1.3	7	39	.1	.5	7	18	.1	.7	4	17		.6	
4-Book		7	26	.1	1.0	18	66	.2	2.4	17	77	.2	1.4	12	35	.1	1.3	10	32	.1	1.9	
KYSR-FM																						
SP '05		8	39	.1	1.1	2	12		.3	7	41	.1	.5	11	54	.1	1.1	1	6		.2	
4-Book		8	36	.1	1.1	4	15		.6	12	47	.1	1.0	14	40	.2	1.5	2	14		.4	
KZLA-FM																						
SP '05		3	26		.4	5	26	.1	.7	8	56	.1	.6	6	34	.1	.6		6		.6	
4-Book		3	20		.4	7	36	.1	1.0	15	65	.2	1.3	7	27	.1	.7	4	13		.6	
TOTALS																						
SP '05		728	2344	7.5		746	2262	7.7		1277	3267	13.2		1011	2651	10.5		652	1940	6.8		
4-Book		676	2075	7.1		740	2126	7.8		1208	3105	12.7		949	2432	10.0		576	1652	6.1		

** Station(s) not reported this survey.

* Listener estimates adjusted for reported broadcast schedule.

+ Station(s) changed call letters - see Page 13.

4-Book: Avg. of current and previous 3 surveys.
2-Book: Avg. of most recent 2 surveys.

Target Listener Trends

Persons 25-49																				
Monday-Sunday 6AM-MID				Monday-Friday 6AM-10AM				Monday-Friday 10AM-3PM				Monday-Friday 3PM-7PM				Monday-Friday 7PM-MID				
AQH (00)	Cume (00)	AQH Rtg	AQH Shr	AQH (00)	Cume (00)	AQH Rtg	AQH Shr	AQH (00)	Cume (00)	AQH Rtg	AQH Shr	AQH (00)	Cume (00)	AQH Rtg	AQH Shr	AQH (00)	Cume (00)	AQH Rtg	AQH Shr	
KAEH-FM																				
SP '05	13	216	.2	1.1	18	115	.2	1.0	24	112	.3	1.4	15	106	.2	1.0	3	39	.7	
WI '05	19	291	.3	1.6	33	146	.4	1.8	25	134	.3	1.4	18	151	.2	1.2	4	62	.1	
FA '04	15	251	.2	1.3	27	110	.4	1.5	23	162	.3	1.3	18	144	.2	1.2	4	56	.1	
SU '04	7	136	.1	.6	12	53	.2	.7	9	77	.1	.5	11	80	.2	.8	2	24	.4	
4-Book	14	224	.2	1.2	23	106	.3	1.3	20	121	.3	1.2	16	120	.2	1.1	3	45	.1	
SP '04	11	195	.2	.9	14	91	.2	.8	20	104	.3	1.1	14	117	.2	1.0	4	31	.1	
KATY-FM																				
SP '05	17	215	.2	1.4	24	153	.3	1.3	35	125	.5	2.0	22	123	.3	1.4	2	35	.4	
WI '05	17	255	.2	1.4	21	130	.3	1.1	35	127	.5	2.0	22	157	.3	1.4	1	26	.2	
FA '04	14	198	.2	1.2	23	115	.3	1.3	17	94	.2	1.0	20	127	.3	1.3	7	67	1.4	
SU '04	**	**	**	**	**	**	**	**	**	**	**	**	**	**	**	**	**	**	**	**
4-Book	**	**	**	**	**	**	**	**	**	**	**	**	**	**	**	**	**	**	**	
SP '04	6	120	.1	.5	16	71	.2	.9	10	55	.1	.6	7	58	.1	.5	1	23	.2	
KCAL-AM																				
SP '05	12	95	.2	1.0	14	50	.2	.8	14	47	.2	.8	17	48	.2	1.1	2	27	.4	
WI '05	5	76	.1	.4	11	56	.1	.6	7	29	.1	.4	4	43	.1	.3	1	9	.2	
FA '04	5	106	.1	.4	13	74	.2	.7	3	34	.2	.7	7	40	.1	.5	3	23	.6	
SU '04	**	**	**	**	**	**	**	**	**	**	**	**	**	**	**	**	**	**	**	**
4-Book	**	**	**	**	**	**	**	**	**	**	**	**	**	**	**	**	**	**	**	
SP '04	4	69	.1	.3	7	18	.1	.4	7	44	.1	.4	2	25	.1	.3	2	12	.4	
KCAL-FM																				
SP '05	41	693	.6	3.4	58	369	.8	3.2	54	345	.7	3.0	57	426	.8	3.7	18	189	.2	
WI '05	49	896	.7	4.0	73	407	1.0	3.9	67	455	.9	3.9	62	605	.8	4.0	16	212	.2	
FA '04	40	870	.5	3.4	46	396	.6	2.6	55	514	.7	3.2	53	477	.7	3.4	22	218	.3	
SU '04	57	823	.8	5.0	91	472	1.3	5.2	94	432	1.4	5.5	62	484	.9	4.5	12	173	.2	
4-Book	47	821	.7	4.0	67	411	.9	3.7	68	437	.9	3.9	59	498	.8	3.9	17	198	.2	
SP '04	51	732	.7	4.3	77	417	1.1	4.3	77	437	1.1	4.4	66	380	1.0	4.6	22	166	.3	
KCXX-FM																				
SP '05	35	476	.5	2.9	38	203	.5	2.1	48	233	.7	2.7	52	285	.7	3.3	15	158	.2	
WI '05	17	526	.2	1.4	19	225	.3	1.0	31	263	.4	1.8	26	290	.4	1.7	9	144	.1	
FA '04	28	527	.4	2.4	44	254	.6	2.4	35	195	.5	2.0	33	260	.4	2.1	9	121	.1	
SU '04	17	437	.2	1.5	21	176	.3	1.2	26	230	.4	1.5	21	224	.3	1.5	11	106	.2	
4-Book	24	492	.3	2.1	31	215	.4	1.7	35	230	.5	2.0	33	265	.5	2.2	11	132	.2	
SP '04	13	363	.2	1.1	13	123	.2	.7	21	223	.3	1.2	16	195	.2	1.1	4	99	.1	
+KDAI-FM																				
SP '05	21	315	.3	1.7	15	137	.2	.8	34	196	.5	1.9	35	194	.5	2.2	14	97	.2	
WI '05	8	124	.1	.7	7	25	.1	.4	14	47	.2	.8	13	50	.2	.8	3	39	.7	
FA '04	**	**	**	**	**	**	**	**	**	**	**	**	**	**	**	**	**	**	**	**
SU '04	**	**	**	**	**	**	**	**	**	**	**	**	**	**	**	**	**	**	**	**
4-Book	**	**	**	**	**	**	**	**	**	**	**	**	**	**	**	**	**	**	**	
SP '04	15	153	.2	1.3	27	132	.4	1.5	17	114	.2	1.0	17	87	.2	1.2	7	55	.1	
KDIF-AM																				
SP '05	13	158	.2	1.1	25	109	.3	1.4	16	81	.2	.9	13	70	.2	.8	6	48	.1	
WI '05	4	93	.1	.3	12	73	.2	.6	9	39	.1	.5	3	33	.1	.3	3	18	.1	
FA '04	**	**	**	**	**	**	**	**	**	**	**	**	**	**	**	**	**	**	**	**
SU '04	7	98	.1	.6	16	63	.2	.9	9	39	.1	.5	3	36	.1	.5	2	23	.4	
4-Book	**	**	**	**	**	**	**	**	**	**	**	**	**	**	**	**	**	**	**	
SP '04	8	160	.1	.7	11	59	.2	.6	20	104	.3	1.1	5	68	.1	.3	2	28	.4	
KEZY-AM																				
SP '05	8	54	.1	.7	3	19	.1	.6	9	14	.1	.5	10	25	.1	.6	8	24	.1	
WI '05	13	104	.2	1.1	11	58	.1	.6	19	74	.3	1.1	15	53	.2	1.0	6	46	.1	
FA '04	11	82	.1	.9	19	43	.3	1.1	15	59	.2	.9	21	61	.3	1.4	4	33	.1	
SU '04	15	73	.2	1.3	23	55	.3	1.3	27	68	.4	1.6	10	49	.1	.7	5	32	.1	
4-Book	12	78	.2	1.0	14	44	.2	.8	18	54	.3	1.0	14	47	.2	.9	6	34	.1	
SP '04	**	**	**	**	**	**	**	**	**	**	**	**	**	**	**	**	**	**	**	**

** Station(s) not reported this survey.

* Listener estimates adjusted for reported broadcast schedule.

+ Station(s) changed call letters - see Page 13.

4-Book: Avg. of current and previous 3 surveys.
2-Book: Avg. of most recent 2 surveys.

Target Listener Trends

Persons 25-49

	Monday-Sunday 6AM-MID				Monday-Friday 6AM-10AM				Monday-Friday 10AM-3PM				Monday-Friday 3PM-7PM				Monday-Friday 7PM-MID			
	AQH (00)	Cume (00)	AQH Rtg	AQH Shr	AQH (00)	Cume (00)	AQH Rtg	AQH Shr	AQH (00)	Cume (00)	AQH Rtg	AQH Shr	AQH (00)	Cume (00)	AQH Rtg	AQH Shr	AQH (00)	Cume (00)	AQH Rtg	AQH Shr
KFRG-FM																				
SP '05	73	943	1.0	6.0	118	595	1.6	6.4	109	578	1.5	6.1	91	600	1.2	5.8	21	214	.3	4.6
WI '05	55	863	.7	4.5	85	544	1.2	4.6	69	396	.9	4.0	83	550	1.1	5.3	18	230	.2	4.0
FA '04	62	938	.8	5.2	86	586	1.2	4.8	103	527	1.4	5.9	86	645	1.2	5.5	20	238	.3	4.1
SU '04	51	927	.7	4.5	78	473	1.1	4.5	71	506	1.0	4.1	72	580	1.1	5.2	15	238	.2	3.3
4-Book	60	918	.8	5.1	92	550	1.3	5.1	88	502	1.2	5.0	83	594	1.2	5.5	19	230	.3	4.0
SP '04	61	900	.9	5.2	81	472	1.2	4.5	78	479	1.1	4.5	83	543	1.2	5.7	23	248	.3	4.7
KGCI-FM																				
SP '05	78	1450	1.1	6.4	93	646	1.3	5.1	110	727	1.5	6.2	107	870	1.5	6.9	33	481	.4	7.2
WI '05	71	1467	1.0	5.9	90	678	1.2	4.8	92	733	1.3	5.3	97	859	1.3	6.2	32	431	.4	7.2
FA '04	74	1399	1.0	6.2	93	703	1.3	5.2	89	794	1.2	5.1	110	801	1.5	7.1	43	511	.6	8.7
SU '04	69	1241	1.0	6.0	96	626	1.4	5.5	105	713	1.5	6.1	86	735	1.3	6.2	29	357	.4	6.4
4-Book	73	1389	1.0	6.1	93	663	1.3	5.2	99	742	1.4	5.7	100	816	1.4	6.6	34	445	.5	7.4
SP '04	46	1084	.7	3.9	67	574	1.0	3.8	54	492	.8	3.1	49	580	.7	3.4	22	315	.3	4.5
KOLA-FM																				
SP '05	36	642	.5	3.0	55	326	.7	3.0	70	368	1.0	3.9	37	306	.5	2.4	6	93	.1	1.3
WI '05	49	669	.7	4.0	54	361	.7	2.9	89	378	1.2	5.1	63	379	.9	4.0	17	151	.2	3.8
FA '04	34	587	.5	2.9	54	238	.7	3.0	57	303	.8	3.3	42	302	.6	2.7	12	126	.2	2.4
SU '04	38	596	.6	3.3	46	284	.7	2.6	72	310	1.1	4.2	54	323	.8	3.9	12	175	.2	2.6
4-Book	39	624	.6	3.3	52	302	.7	2.9	72	340	1.0	4.1	49	328	.7	3.3	12	136	.2	2.5
SP '04	47	697	.7	4.0	63	355	.9	3.5	93	306	1.4	5.3	52	343	.8	3.6	14	194	.2	2.9
KTDD-AM																				
SP '05	1	39	.1	.1	4	6	.1	.2	1	19	.1	.1	1	7	.1	.1	13			
WI '05	2	28	.2	.2	1	28	.1	.1	4	28	.1	.2	1	15	.1	.1				
FA '04	1	7	.1	.1	1	7	.1	.1	1	7	.1	.1	1	7	.1	.1				
SU '04	2	60	.2	.2	2	5	.1	.1	3	29	.2	.2	3	24	.2	.2	2	9		.4
4-Book	1	34	.1	.1	2	12	.1	.1	2	19	.1	.1	1	13	.1	.1	1	6	.1	.1
SP '04	2	70	.2	.2	5	30	.1	.3	2	17	.1	.1	2	39	.1	.1	2	12		.4
KWIE-FM																				
SP '05	37	781	.5	3.0	43	368	.6	2.3	54	403	.7	3.0	49	428	.7	3.1	18	244	.2	3.9
WI '05	24	636	.3	2.0	33	352	.4	1.8	23	233	.3	1.3	27	322	.4	1.7	13	206	.2	2.9
FA '04	25	633	.3	2.1	18	272	.2	1.0	26	308	.4	1.5	44	402	.6	2.8	16	150	.2	3.2
SU '04	36	641	.5	3.1	39	331	.6	2.2	48	359	.7	2.8	44	393	.6	3.2	24	193	.4	5.3
4-Book	31	673	.4	2.6	33	331	.5	1.8	38	326	.5	2.2	41	386	.6	2.7	18	198	.3	3.8
SP '04	29	536	.4	2.5	29	233	.4	1.6	35	259	.5	2.0	41	371	.6	2.8	21	168	.3	4.3
KXRS-FM																				
SP '05	10	132	.1	.8	17	79	.2	.9	14	61	.2	.8	13	77	.2	.8	5	27	.1	1.1
WI '05	6	120	.1	.5	8	43	.1	.4	8	73	.1	.5	9	46	.1	.6	3	34		.7
FA '04	7	108	.1	.6	8	71	.1	.4	14	56	.2	.8	5	53	.1	.3	3	39		.6
SU '04	8	113	.1	.7	21	71	.3	1.2	8	33	.1	.5	7	46	.1	.5	4	25	.1	.9
4-Book	8	118	.1	.7	14	66	.2	.7	11	56	.2	.7	9	56	.1	.6	4	31	.1	.8
SP '04	9	129	.1	.8	15	69	.2	.8	15	65	.2	.9	8	70	.1	.6	2	40		.4
KXSB-FM																				
SP '05	25	361	.3	2.0	38	204	.5	2.1	46	231	.6	2.6	30	199	.4	1.9	9	88	.1	2.0
WI '05	29	382	.4	2.4	35	166	.5	1.9	45	253	.6	2.6	34	234	.5	2.2	7	71	.1	1.6
FA '04	23	403	.3	1.9	39	217	.5	2.2	43	264	.6	2.5	22	194	.3	1.4	7	89	.1	1.4
SU '04	24	328	.4	2.1	39	173	.6	2.2	37	176	.5	2.2	20	150	.3	1.4	14	102	.2	3.1
4-Book	25	369	.4	2.1	38	190	.5	2.1	43	231	.6	2.5	27	194	.4	1.7	9	88	.1	2.0
SP '04	17	279	.2	1.4	21	137	.3	1.2	27	145	.4	1.6	15	97	.2	1.0	11	74	.2	2.3
KABC-AM																				
SP '05	5	86	.1	.4	3	37	.1	.2	12	37	.2	.7	9	58	.1	.6	5	36	.1	1.1
WI '05	3	32	.1	.2	3	13	.1	.2	5	22	.1	.3	4	7	.1	.3				
FA '04	6	121	.1	.5	2	32	.1	.1	21	79	.3	1.2	5	57	.1	.3	1	19		.2
SU '04	6	113	.1	.5	4	39	.1	.2	10	46	.1	.6	5	54	.1	.4	5	32	.1	1.1
4-Book	5	88	.1	.4	3	30	.1	.2	12	46	.2	.7	6	44	.1	.4	3	22	.1	.6
SP '04	6	91	.1	.5	1	7	.1	.1	22	73	.3	1.3	7	48	.1	.5		5		

Target Listener Trends - Persons 25-49

** Station(s) not reported this survey. * Listener estimates adjusted for reported broadcast schedule. + Station(s) changed call letters - see Page 13. 4-Book: Avg. of current and previous 3 surveys. 2-Book: Avg. of most recent 2 surveys.

Target Listener Trends

		Persons 25-49																				
		Monday-Sunday 6AM-MID				Monday-Friday 6AM-10AM				Monday-Friday 10AM-3PM				Monday-Friday 3PM-7PM				Monday-Friday 7PM-MID				
		AQH (00)	Cume (00)	AQH Rtg	AQH Shr	AQH (00)	Cume (00)	AQH Rtg	AQH Shr	AQH (00)	Cume (00)	AQH Rtg	AQH Shr	AQH (00)	Cume (00)	AQH Rtg	AQH Shr	AQH (00)	Cume (00)	AQH Rtg	AQH Shr	
KBIG-FM																						
SP '05		30	454	.4	2.5	40	203	.5	2.2	57	257	.8	3.2	39	253	.5	2.5	6	89	.1	1.3	
WI '05		25	462	.3	2.1	43	262	.6	2.3	48	247	.7	2.8	26	246	.4	1.7	5	79	.1	1.1	
FA '04		11	365	.1	.9	18	179	.2	1.0	16	156	.2	.9	14	146	.2	.9	5	72	.1	1.0	
SU '04		25	420	.4	2.2	35	203	.5	2.0	52	228	.8	3.0	24	172	.4	1.7	12	82	.2	2.6	
4-Book		23	425	.3	1.9	34	212	.5	1.9	43	222	.6	2.5	26	204	.4	1.7	7	81	.1	1.5	
SP '04		17	451	.2	1.4	22	188	.3	1.2	25	197	.4	1.4	25	253	.4	1.7	7	116	.1	1.4	
KCBS-FM																						
SP '05		50	908	.7	4.1	60	400	.8	3.3	67	496	.9	3.8	63	541	.9	4.0	18	240	.2	3.9	
WI '05		33	616	.4	2.7	40	235	.5	2.2	48	282	.7	2.8	41	324	.6	2.6	17	155	.2	3.8	
FA '04		35	622	.5	2.9	57	276	.8	3.2	68	317	.9	3.9	45	365	.6	2.9	5	113	.1	1.0	
SU '04		35	706	.5	3.1	42	278	.6	2.4	48	334	.7	2.8	42	425	.6	3.0	15	143	.2	3.3	
4-Book		38	713	.5	3.2	50	297	.7	2.8	58	357	.8	3.3	48	414	.7	3.1	14	163	.2	3.0	
SP '04		32	626	.5	2.7	36	235	.5	2.0	55	325	.8	3.2	53	360	.8	3.7	14	128	.2	2.9	
KFI -AM																						
SP '05		51	757	.7	4.2	102	431	1.4	5.6	74	391	1.0	4.2	74	430	1.0	4.7	22	156	.3	4.8	
WI '05		71	886	1.0	5.9	107	548	1.5	5.8	108	498	1.5	6.2	113	606	1.5	7.2	33	177	.4	7.4	
FA '04		55	861	.7	4.6	105	486	1.4	5.8	90	507	1.2	5.2	72	518	1.0	4.6	19	186	.3	3.9	
SU '04		59	848	.9	5.2	101	531	1.5	5.8	73	467	1.1	4.2	95	493	1.4	6.8	40	194	.6	8.8	
4-Book		59	838	.8	5.0	104	499	1.5	5.8	86	466	1.2	5.0	89	512	1.2	5.8	29	178	.4	6.2	
SP '04		71	690	1.0	6.0	126	428	1.8	7.1	117	433	1.7	6.7	99	395	1.4	6.9	26	157	.4	5.4	
KFWB-AM																						
SP '05		2	84	.2	.2	2	38	.1	.1	4	54	.1	.2	5	52	.1	.3		16			
WI '05		**	**	**	**	**	**	**	**	**	**	**	**	**	**	**	**	**	**	**	**	**
FA '04		2	84	.2	.2	3	35	.2	.2	4	46	.1	.2	2	28	.1	.1	2	20		.4	
SU '04		3	93	.3	.3	1	28	.1	.1	1	39	.1	.1	10	64	.1	.7	3	26		.7	
4-Book		**	**	**	**	**	**	**	**	**	**	**	**	**	**	**	**	**	**	**	**	**
SP '04		3	136	.3	.3	5	63	.1	.3	3	37	.2	.2	5	53	.1	.3	4	20	.1	.8	
KHHT-FM																						
SP '05		36	529	.5	3.0	41	283	.6	2.2	46	294	.6	2.6	49	330	.7	3.1	25	173	.3	5.4	
WI '05		38	586	.5	3.1	45	300	.6	2.4	52	264	.7	3.0	59	320	.8	3.8	22	206	.3	4.9	
FA '04		44	643	.6	3.7	38	314	.5	2.1	50	385	.7	2.9	55	388	.7	3.5	32	224	.4	6.5	
SU '04		30	560	.4	2.6	39	269	.6	2.2	52	294	.8	3.0	32	270	.5	2.3	20	191	.3	4.4	
4-Book		37	580	.5	3.1	41	292	.6	2.2	50	309	.7	2.9	49	327	.7	3.2	25	199	.3	5.3	
SP '04		31	682	.5	2.6	45	333	.7	2.5	42	328	.6	2.4	28	294	.4	1.9	17	189	.2	3.5	
KIIS-FM																						
SP '05		29	760	.4	2.4	43	386	.6	2.3	31	354	.4	1.7	34	363	.5	2.2	11	190	.1	2.4	
WI '05		24	800	.3	2.0	34	358	.5	1.8	38	393	.5	2.2	32	416	.4	2.0	5	107	.1	1.1	
FA '04		15	638	.2	1.3	25	285	.3	1.4	18	324	.2	1.0	29	353	.4	1.9	4	109	.1	.8	
SU '04		25	712	.4	2.2	31	324	.5	1.8	29	320	.4	1.7	40	407	.6	2.9	13	225	.2	2.9	
4-Book		23	728	.3	2.0	33	338	.5	1.8	29	348	.4	1.7	34	385	.5	2.3	8	158	.1	1.8	
SP '04		25	638	.4	2.1	42	306	.6	2.4	24	288	.4	1.4	37	369	.5	2.6	8	166	.1	1.6	
KKBT-FM																						
SP '05		17	446	.2	1.4	39	232	.5	2.1	19	240	.3	1.1	18	214	.2	1.2	7	96	.1	1.5	
WI '05		23	513	.3	1.9	70	321	1.0	3.8	13	150	.2	.7	24	230	.3	1.5	8	91	.1	1.8	
FA '04		26	495	.4	2.2	62	282	.8	3.4	20	246	.3	1.2	34	230	.5	2.2	7	81	.1	1.4	
SU '04		19	444	.3	1.7	39	201	.6	2.2	23	249	.3	1.3	21	206	.3	1.5	7	119	.1	1.5	
4-Book		21	475	.3	1.8	53	259	.7	2.9	19	221	.3	1.1	24	220	.3	1.6	7	97	.1	1.6	
SP '04		25	441	.4	2.1	48	307	.7	2.7	25	164	.4	1.4	37	256	.5	2.6	8	155	.1	1.6	
KLAC-AM																						
SP '05		7	129	.1	.6	8	50	.1	.4	19	93	.3	1.1	7	47	.1	.4	1	8		.2	
WI '05		6	115	.1	.5	6	50	.1	.3	13	51	.2	.7	12	89	.2	.8	1	9		.2	
FA '04		1	52	.1	.1	2	14	.1	.1		7			3	31	.2	.2	2	33		.4	
SU '04		**	**	**	**	**	**	**	**	**	**	**	**	**	**	**	**	**	**	**	**	**
4-Book		**	**	**	**	**	**	**	**	**	**	**	**	**	**	**	**	**	**	**	**	**
SP '04		1	75	.1	.1		5				14			1	34	.1	.1	2	37		.4	

** Station(s) not reported this survey.

* Listener estimates adjusted for reported broadcast schedule.

+ Station(s) changed call letters - see Page 13.

4-Book: Avg. of current and previous 3 surveys.
2-Book: Avg. of most recent 2 surveys.

Target Listener Trends

Persons 25-49

Target Listener Trends - Persons 25-49

	Monday-Sunday 6AM-MID				Monday-Friday 6AM-10AM				Monday-Friday 10AM-3PM				Monday-Friday 3PM-7PM				Monday-Friday 7PM-MID				
	AQH (00)	Cume (00)	AQH Rtg	AQH Shr	AQH (00)	Cume (00)	AQH Rtg	AQH Shr	AQH (00)	Cume (00)	AQH Rtg	AQH Shr	AQH (00)	Cume (00)	AQH Rtg	AQH Shr	AQH (00)	Cume (00)	AQH Rtg	AQH Shr	
KLAX-FM																					
SP '05	26	425	.4	2.1	52	253	.7	2.8	35	235	.5	2.0	26	218	.4	1.7	5	53	.1	1.1	
WI '05	19	317	.3	1.6	35	163	.5	1.9	24	194	.3	1.4	27	201	.4	1.7	5	60	.1	1.1	
FA '04	17	278	.2	1.4	21	114	.3	1.2	19	136	.3	1.1	23	139	.3	1.5	10	69	.1	2.0	
SU '04	25	395	.4	2.2	56	221	.8	3.2	29	199	.4	1.7	21	161	.3	1.5	5	84	.1	1.1	
4-Book	22	354	.3	1.8	41	188	.6	2.3	27	191	.4	1.6	24	180	.4	1.6	6	67	.1	1.3	
SP '04	45	543	.7	3.8	95	340	1.4	5.3	52	315	.8	3.0	42	250	.6	2.9	13	113	.2	2.7	
KLOS-FM																					
SP '05	40	584	.5	3.3	83	390	1.1	4.5	57	271	.8	3.2	50	363	.7	3.2	9	106	.1	2.0	
WI '05	37	653	.5	3.1	70	345	1.0	3.8	48	263	.7	2.8	48	348	.7	3.1	19	126	.3	4.3	
FA '04	37	674	.5	3.1	73	382	1.0	4.0	60	340	.8	3.5	44	348	.6	2.8	10	117	.1	2.0	
SU '04	31	674	.5	2.7	80	322	1.2	4.6	37	232	.5	2.2	29	263	.4	2.1	8	98	.1	1.8	
4-Book	36	646	.5	3.1	77	360	1.1	4.2	51	277	.7	2.9	43	331	.6	2.8	12	112	.2	2.5	
SP '04	33	672	.5	2.8	84	397	1.2	4.7	35	304	.5	2.0	43	310	.6	3.0	9	120	.1	1.9	
KLSX-FM																					
SP '05	24	371	.3	2.0	53	216	.7	2.9	54	182	.7	3.0	22	169	.3	1.4	2	40		.4	
WI '05	33	537	.4	2.7	78	284	1.1	4.2	47	273	.6	2.7	57	330	.8	3.6	8	107	.1	1.8	
FA '04	48	642	.7	4.0	93	325	1.3	5.2	73	346	1.0	4.2	87	418	1.2	5.6	11	82	.1	2.2	
SU '04	22	393	.3	1.9	51	233	.7	2.9	38	207	.6	2.2	32	174	.5	2.3	2	50		.4	
4-Book	32	486	.4	2.7	69	265	1.0	3.8	53	252	.7	3.0	50	273	.7	3.2	6	70	.1	1.2	
SP '04	39	477	.6	3.3	85	256	1.2	4.8	59	241	.9	3.4	61	318	.9	4.2	11	93	.2	2.3	
KLVE-FM																					
SP '05	52	744	.7	4.3	78	391	1.1	4.2	71	392	1.0	4.0	56	391	.8	3.6	28	268	.4	6.1	
WI '05	45	875	.6	3.7	67	367	.9	3.6	61	474	.8	3.5	41	372	.6	2.6	25	252	.3	5.6	
FA '04	53	823	.7	4.5	74	397	1.0	4.1	71	447	1.0	4.1	52	401	.7	3.4	29	240	.4	5.9	
SU '04	48	672	.7	4.2	64	339	.9	3.7	66	396	1.0	3.8	55	319	.8	4.0	27	243	.4	5.9	
4-Book	50	779	.7	4.2	71	374	1.0	3.9	67	427	1.0	3.9	51	371	.7	3.4	27	251	.4	5.9	
SP '04	37	717	.5	3.1	43	294	.6	2.4	61	362	.9	3.5	53	395	.8	3.7	19	246	.3	3.9	
KLYY-FM																					
SP '05	66	911	.9	5.4	75	402	1.0	4.1	119	582	1.6	6.7	88	495	1.2	5.6	13	217	.2	2.8	
WI '05	80	1073	1.1	6.6	98	551	1.3	5.3	143	699	1.9	8.2	87	533	1.2	5.6	19	183	.3	4.3	
FA '04	45	756	.6	3.8	39	332	.5	2.2	75	407	1.0	4.3	44	352	.6	2.8	31	269	.4	6.3	
SU '04	54	821	.8	4.7	53	347	.8	3.0	112	531	1.6	6.5	58	385	.8	4.2	17	187	.2	3.7	
4-Book	61	890	.9	5.1	66	408	.9	3.7	112	555	1.5	6.4	69	441	1.0	4.6	20	214	.3	4.3	
SP '04	86	1119	1.3	7.3	86	496	1.3	4.8	162	817	2.4	9.3	99	580	1.4	6.9	31	287	.5	6.4	
KMXE-AM																					
SP '05	7	76	.1	.6	13	42	.2	.7	12	33	.2	.7	10	36	.1	.6	2	17		.4	
WI '05	**	**	**	**	**	**	**	**	**	**	**	**	**	**	**	**	**	**	**	**	**
FA '04	19	131	.3	1.6	29	89	.4	1.6	29	103	.4	1.7	23	89	.3	1.5	14	56	.2	2.8	
SU '04	**	**	**	**	**	**	**	**	**	**	**	**	**	**	**	**	**	**	**	**	**
4-Book	**	**	**	**	**	**	**	**	**	**	**	**	**	**	**	**	**	**	**	**	
SP '04	7	96	.1	.6	10	45	.1	.6	15	68	.2	.9	11	39	.2	.8	4	25	.1	.8	
KMZT-FM																					
SP '05	2	74		.2	1	35		.1	3	35		.2	2	32		.1	2	15		.4	
WI '05	8	121	.1	.7	10	26	.1	.5	15	56	.2	.9	14	60	.2	.9	2	32		.4	
FA '04	3	68		.3	4	49	.1	.2	5	18	.1	.3	5	62	.1	.3		17			
SU '04	5	97	.1	.4	10	29	.1	.6	6	44	.1	.3	6	41	.1	.4	1	15		.2	
4-Book	5	90	.1	.4	6	35	.1	.4	7	38	.1	.4	7	49	.1	.4	1	20		.3	
SP '04	10	133	.1	.8	12	48	.2	.7	23	57	.3	1.3	13	91	.2	.9	1	7		.2	
KNX -AM																					
SP '05	14	321	.2	1.1	28	158	.4	1.5	15	124	.2	.8	21	146	.3	1.3	5	63	.1	1.1	
WI '05	11	372	.1	.9	22	168	.3	1.2	10	159	.1	.6	21	235	.3	1.3	4	62	.1	.9	
FA '04	11	328	.1	.9	20	173	.3	1.1	12	150	.2	.7	17	164	.2	1.1	2	53		.4	
SU '04	10	269	.1	.9	21	181	.3	1.2	7	115	.1	.4	16	131	.2	1.2	4	81	.1	.9	
4-Book	12	323	.1	1.0	23	170	.3	1.3	11	137	.2	.6	19	169	.3	1.2	4	65	.1	.8	
SP '04	10	369	.1	.8	17	169	.2	1.0	5	124	.1	.3	21	213	.3	1.5	6	118	.1	1.2	

** Station(s) not reported this survey. * Listener estimates adjusted for reported broadcast schedule. + Station(s) changed call letters - see Page 13. 4-Book: Avg. of current and previous 3 surveys. 2-Book: Avg. of most recent 2 surveys.

Target Listener Trends

Persons 25-49																				
Monday-Sunday 6AM-MID				Monday-Friday 6AM-10AM				Monday-Friday 10AM-3PM				Monday-Friday 3PM-7PM				Monday-Friday 7PM-MID				
AQH (00)	Cume (00)	AQH Rtg	AQH Shr	AQH (00)	Cume (00)	AQH Rtg	AQH Shr	AQH (00)	Cume (00)	AQH Rtg	AQH Shr	AQH (00)	Cume (00)	AQH Rtg	AQH Shr	AQH (00)	Cume (00)	AQH Rtg	AQH Shr	
KOST-FM																				
SP '05	30	716	.4	2.5	29	241	.4	1.6	37	312	.5	2.1	39	316	.5	2.5	30	272	.4	6.5
WI '05	27	656	.4	2.2	36	279	.5	1.9	48	342	.7	2.8	33	355	.4	2.1	10	133	.1	2.2
FA '04	34	643	.5	2.9	53	363	.7	2.9	48	287	.7	2.8	39	292	.5	2.5	10	147	.1	2.0
SU '04	27	479	.4	2.4	37	253	.5	2.1	54	259	.8	3.1	41	292	.6	2.9	6	121	.1	1.3
4-Book	30	624	.4	2.5	39	284	.5	2.1	47	300	.7	2.7	38	314	.5	2.5	14	168	.2	3.0
SP '04	24	518	.4	2.0	26	205	.4	1.5	40	223	.6	2.3	36	225	.5	2.5	19	116	.3	3.9
KPLM-FM																				
SP '05	3	87	.2	.2	7	75	.1	.4	4	53	.1	.2	5	53	.1	.3	1	27	.2	.2
WI '05	2	43	.2	.2	3	26	.2	.2	2	15	.1	.1	5	34	.1	.3	2	14	.4	.4
FA '04	**	**	**	**	**	**	**	**	**	**	**	**	**	**	**	**	**	**	**	**
SU '04	**	**	**	**	**	**	**	**	**	**	**	**	**	**	**	**	**	**	**	**
4-Book	**	**	**	**	**	**	**	**	**	**	**	**	**	**	**	**	**	**	**	**
SP '04	8	67	.1	.7	5	6	.1	.3	11	32	.2	.6	13	54	.2	.9	7	18	.1	1.4
KPWR-FM																				
SP '05	17	524	.2	1.4	27	229	.4	1.5	19	256	.3	1.1	23	290	.3	1.5	9	179	.1	2.0
WI '05	18	454	.2	1.5	37	210	.5	2.0	24	186	.3	1.4	26	282	.4	1.7	8	106	.1	1.8
FA '04	13	463	.2	1.1	23	218	.3	1.3	14	222	.2	.8	17	215	.2	1.1	6	140	.1	1.2
SU '04	11	446	.2	1.0	26	205	.4	1.5	11	178	.2	.6	15	235	.2	1.1	3	110	.7	.7
4-Book	15	472	.2	1.3	28	216	.4	1.6	17	211	.3	1.0	20	256	.3	1.4	7	134	.1	1.4
SP '04	10	401	.1	.8	12	147	.2	.7	12	149	.2	.7	11	167	.2	.8	5	78	.1	1.0
KRCV-FM																				
SP '05	7	154	.1	.6	7	50	.1	.4	11	86	.1	.6	6	73	.1	.4	2	37	.4	.4
WI '05	6	84	.1	.5	11	50	.1	.6	9	41	.1	.5	6	44	.1	.4	4	21	.1	.9
FA '04	**	**	**	**	**	**	**	**	**	**	**	**	**	**	**	**	**	**	**	**
SU '04	12	116	.2	1.0	23	70	.3	1.3	19	75	.3	1.1	11	39	.2	.8	6	26	.1	1.3
4-Book	**	**	**	**	**	**	**	**	**	**	**	**	**	**	**	**	**	**	**	**
SP '04	5	104	.1	.4	6	51	.1	.3	5	44	.1	.3	6	39	.1	.4	7	33	.1	1.4
KROQ-FM																				
SP '05	10	459	.1	.8	20	216	.3	1.1	11	189	.1	.6	15	168	.2	1.0	2	101	.4	.4
WI '05	31	601	.4	2.6	49	328	.7	2.6	38	285	.5	2.2	41	352	.6	2.6	14	126	.2	3.1
FA '04	27	581	.4	2.3	50	321	.7	2.8	45	288	.6	2.6	30	318	.4	1.9	11	97	.1	2.2
SU '04	24	556	.4	2.1	43	242	.6	2.5	34	206	.5	2.0	29	297	.4	2.1	3	101	.7	.7
4-Book	23	549	.3	2.0	41	277	.6	2.3	32	242	.4	1.9	29	284	.4	1.9	8	106	.1	1.6
SP '04	20	421	.3	1.7	25	200	.4	1.4	28	222	.4	1.6	26	177	.4	1.8	14	120	.2	2.9
KRTH-FM																				
SP '05	9	298	.1	.7	17	114	.2	.9	11	150	.1	.6	10	124	.1	.6	2	49	.4	.4
WI '05	8	372	.1	.7	7	121	.1	.4	12	138	.2	.7	13	169	.2	.8	3	84	.7	.7
FA '04	9	396	.1	.8	12	160	.2	.7	9	149	.1	.5	10	183	.1	.6	9	98	.1	1.8
SU '04	25	470	.4	2.2	26	222	.4	1.5	38	201	.6	2.2	33	244	.5	2.4	8	92	.1	1.8
4-Book	13	384	.2	1.1	16	154	.2	.9	18	160	.3	1.0	17	180	.2	1.1	6	81	.1	1.2
SP '04	12	365	.2	1.0	12	122	.2	.7	13	122	.2	.7	14	160	.2	1.0	5	46	.1	1.0
KSCA-FM																				
SP '05	36	513	.5	3.0	93	384	1.3	5.1	43	253	.6	2.4	44	245	.6	2.8	6	62	.1	1.3
WI '05	47	740	.6	3.9	107	393	1.5	5.8	59	411	.8	3.4	51	326	.7	3.3	6	80	.1	1.3
FA '04	56	622	.8	4.7	125	424	1.7	6.9	85	376	1.2	4.9	47	242	.6	3.0	18	153	.2	3.7
SU '04	40	564	.6	3.5	95	332	1.4	5.4	54	323	.8	3.1	37	235	.5	2.7	9	73	.1	2.0
4-Book	45	610	.6	3.8	105	383	1.5	5.8	60	341	.9	3.5	45	262	.6	3.0	10	92	.1	2.1
SP '04	43	635	.6	3.6	112	404	1.6	6.3	49	294	.7	2.8	33	265	.5	2.3	6	69	.1	1.2
KSSS-FM																				
SP '05	17	259	.2	1.4	31	148	.4	1.7	26	135	.4	1.5	23	131	.3	1.5	3	27	.7	.7
WI '05	12	260	.2	1.0	21	117	.3	1.1	17	141	.2	1.0	15	139	.2	1.0	3	48	.7	.7
FA '04	9	235	.1	.8	18	120	.2	1.0	12	104	.2	.7	11	112	.1	.7	2	35	.4	.4
SU '04	14	249	.2	1.2	22	152	.3	1.3	19	134	.3	1.1	17	124	.2	1.2	8	64	.1	1.8
4-Book	13	251	.2	1.1	23	134	.3	1.3	19	129	.3	1.1	17	127	.2	1.1	4	44	.9	.9
SP '04	15	224	.2	1.3	27	138	.4	1.5	21	120	.3	1.2	15	114	.2	1.0	3	79	.6	.6

** Station(s) not reported this survey.

* Listener estimates adjusted for reported broadcast schedule.

+ Station(s) changed call letters - see Page 13.

4-Book: Avg. of current and previous 3 surveys.
2-Book: Avg. of most recent 2 surveys.

Target Listener Trends

Persons 25-49

	Monday-Sunday 6AM-MID				Monday-Friday 6AM-10AM				Monday-Friday 10AM-3PM				Monday-Friday 3PM-7PM				Monday-Friday 7PM-MID			
	AQH (00)	Cume (00)	AQH Rtg	AQH Shr	AQH (00)	Cume (00)	AQH Rtg	AQH Shr	AQH (00)	Cume (00)	AQH Rtg	AQH Shr	AQH (00)	Cume (00)	AQH Rtg	AQH Shr	AQH (00)	Cume (00)	AQH Rtg	AQH Shr
KTWV-FM																				
SP '05	16	352	.2	1.3	23	166	.3	1.3	18	170	.2	1.0	20	205	.3	1.3	8	80	.1	1.7
WI '05	30	446	.4	2.5	48	225	.7	2.6	64	264	.9	3.7	36	267	.5	2.3	6	89	.1	1.3
FA '04	24	377	.3	2.0	29	169	.4	1.6	49	196	.7	2.8	34	179	.5	2.2	9	102	.1	1.8
SU '04	30	451	.4	2.6	32	177	.5	1.8	49	274	.7	2.9	39	282	.6	2.8	12	150	.2	2.6
4-Book	25	407	.3	2.1	33	184	.5	1.8	45	226	.6	2.6	32	233	.5	2.2	9	105	.1	1.9
SP '04	24	396	.4	2.0	29	194	.4	1.6	38	181	.6	2.2	22	176	.3	1.5	15	95	.2	3.1
KWVE-FM																				
SP '05	13	253	.2	1.1	28	159	.4	1.5	15	137	.2	.8	19	157	.3	1.2	2	57		.4
WI '05	20	335	.3	1.7	26	194	.4	1.4	22	177	.3	1.3	28	170	.4	1.8	11	79	.1	2.5
FA '04	18	354	.2	1.5	26	196	.4	1.4	25	175	.3	1.4	25	207	.3	1.6	7	97	.1	1.4
SU '04	18	330	.3	1.6	31	192	.5	1.8	20	115	.3	1.2	20	158	.3	1.4	11	100	.2	2.4
4-Book	17	318	.3	1.5	28	185	.4	1.5	21	151	.3	1.2	23	173	.3	1.5	8	83	.1	1.7
SP '04	22	322	.3	1.9	41	190	.6	2.3	25	157	.4	1.4	23	185	.3	1.6	9	58	.1	1.9
KYSR-FM																				
SP '05	8	208	.1	.7	9	98	.1	.5	14	103	.2	.8	12	124	.2	.8	3	62		.7
WI '05	11	343	.1	.9	16	137	.2	.9	12	162	.2	.7	15	174	.2	1.0	4	50	.1	.9
FA '04	6	198	.1	.5	8	101	.1	.4	9	100	.1	.5	9	93	.1	.6	1	33		.2
SU '04	11	271	.2	1.0	8	86	.1	.5	14	112	.2	.8	11	125	.2	.8	3	60		.7
4-Book	9	255	.1	.8	10	106	.1	.6	12	119	.2	.7	12	129	.2	.8	3	51		.6
SP '04	8	254	.1	.7	16	129	.2	.9	10	104	.1	.6	8	107	.1	.6	3	49		.6
KZLA-FM																				
SP '05	7	251	.1	.6	14	134	.2	.8	6	76	.1	.3	12	116	.2	.8	1	28		.2
WI '05	11	340	.1	.9	16	175	.2	.9	11	101	.1	.6	13	167	.2	.8	4	85	.1	.9
FA '04	14	328	.2	1.2	23	153	.3	1.3	24	155	.3	1.4	20	222	.3	1.3	2	61		.4
SU '04	14	339	.2	1.2	16	162	.2	.9	19	168	.3	1.1	16	191	.2	1.2	8	91	.1	1.8
4-Book	12	315	.2	1.0	17	156	.2	1.0	15	125	.2	.9	15	174	.2	1.0	4	66	.1	.8
SP '04	21	337	.3	1.8	30	188	.4	1.7	34	154	.5	2.0	30	198	.4	2.1	5	96	.1	1.0
TOTALS																				
SP '05	1220	6978	16.6		1836	5820	25.0		1776	5586	24.1		1559	5934	21.2		459	3439	6.2	
WI '05	1210	7108	16.5		1857	6073	25.2		1737	5595	23.6		1564	5963	21.3		445	3078	6.1	
FA '04	1191	6992	16.2		1803	5955	24.5		1734	5486	23.6		1550	5906	21.1		493	3285	6.7	
SU '04	1144	6567	16.7		1748	5485	25.5		1718	5185	25.1		1390	5474	20.3		454	3155	6.6	
4-Book	1191	6911	16.5		1811	5833	25.1		1741	5463	24.1		1516	5819	21.0		463	3239	6.4	
SP '04	1180	6536	17.2		1783	5587	26.0		1741	5165	25.4		1444	5380	21.1		485	3208	7.1	

Target Listener Trends - Persons 25-49

** Station(s) not reported this survey.

* Listener estimates adjusted for reported broadcast schedule.

+ Station(s) changed call letters - see Page 13.

4-Book: Avg. of current and previous 3 surveys.
2-Book: Avg. of most recent 2 surveys.

Target Listener Estimates

Persons 25-49																				
Monday-Friday 6AM-7PM				Weekend 6AM-MID				Saturday 6AM-10AM				Saturday 10AM-3PM				Saturday 3PM-7PM				
AQH (00)	Cume (00)	AQH Rtg	AQH Shr	AQH (00)	Cume (00)	AQH Rtg	AQH Shr	AQH (00)	Cume (00)	AQH Rtg	AQH Shr	AQH (00)	Cume (00)	AQH Rtg	AQH Shr	AQH (00)	Cume (00)	AQH Rtg	AQH Shr	
KAEH-FM																				
SP '05	20	181	.3	1.2	7	99	.1	.8	11	35	.1	1.1	15	42	.2	1.1	8	28	.1	.8
4-Book	19	188	.3	1.2	10	120	.2	1.3	18	47	.3	1.9	22	58	.3	1.6	11	37	.2	1.1
KATY-FM																				
SP '05	28	192	.4	1.6	9	98	.1	1.1	6	21	.1	.6	16	61	.2	1.2	8	29	.1	.8
4-Book	**	**	**	**	**	**	**	**	**	**	**	**	**	**	**	**	**	**	**	**
KCAL-AM																				
SP '05	15	78	.2	.9	13	75	.2	1.6	26	48	.4	2.5	27	56	.4	2.0	11	24	.1	1.1
4-Book	**	**	**	**	**	**	**	**	**	**	**	**	**	**	**	**	**	**	**	**
KCAL-FM																				
SP '05	56	633	.8	3.2	30	305	.4	3.6	27	93	.4	2.6	39	112	.5	2.9	33	95	.4	3.3
4-Book	65	727	.9	3.8	35	392	.5	4.5	33	114	.5	3.6	62	189	.9	4.7	49	132	.7	5.0
KCXX-FM																				
SP '05	46	401	.6	2.7	28	282	.4	3.4	29	102	.4	2.8	58	147	.8	4.3	22	73	.3	2.2
4-Book	33	402	.5	2.0	17	238	.3	2.2	14	56	.2	1.5	29	102	.4	2.2	20	66	.3	2.1
+KDAI-FM																				
SP '05	28	276	.4	1.6	12	185	.2	1.4	10	35	.1	1.0	22	90	.3	1.6	23	74	.3	2.3
4-Book	**	**	**	**	**	**	**	**	**	**	**	**	**	**	**	**	**	**	**	**
KDIF-AM																				
SP '05	18	137	.2	1.0	9	79	.1	1.1	14	49	.2	1.4	16	38	.2	1.2	7	23	.1	.7
4-Book	**	**	**	**	**	**	**	**	**	**	**	**	**	**	**	**	**	**	**	**
KEZY-AM																				
SP '05	8	25	.1	.5	8	39	.1	1.0	5	14	.1	.5	12	14	.2	.9	8	13	.1	.8
4-Book	16	65	.2	1.0	9	50	.1	1.1	11	26	.2	1.2	14	27	.2	1.1	10	17	.1	1.0
KFRG-FM																				
SP '05	106	877	1.4	6.1	51	492	.7	6.1	69	176	.9	6.7	107	278	1.5	7.9	79	220	1.1	7.8
4-Book	88	820	1.2	5.2	40	467	.6	5.1	47	150	.6	4.9	83	256	1.2	6.3	53	165	.8	5.4
KGGI-FM																				
SP '05	104	1233	1.4	6.0	64	747	.9	7.7	62	232	.8	6.0	81	244	1.1	6.0	71	175	1.0	7.0
4-Book	98	1207	1.4	5.8	56	688	.8	7.1	54	198	.8	5.7	72	234	1.0	5.5	66	205	.9	6.8
KOLA-FM																				
SP '05	55	536	.7	3.2	23	271	.3	2.8	26	80	.4	2.5	54	122	.7	4.0	14	47	.2	1.4
4-Book	59	522	.8	3.5	23	260	.3	2.9	27	92	.4	2.9	52	124	.7	3.9	24	76	.3	2.5
KTDD-AM																				
SP '05	1	25		.1	1	7							3	7		.2				
4-Book	2	25		.2	1	13		.1					3	9		.3		1	2	
KWIE-FM																				
SP '05	49	673	.7	2.8	28	373	.4	3.4	28	79	.4	2.7	48	116	.7	3.6	50	146	.7	4.9
4-Book	38	577	.5	2.2	27	335	.4	3.4	26	87	.4	2.7	37	124	.5	2.9	36	113	.5	3.6
KXRS-FM																				
SP '05	15	120	.2	.9	6	67	.1	.7	10	27	.1	1.0	9	26	.1	.7	8	17	.1	.8
4-Book	11	101	.2	.7	5	63	.1	.6	8	24	.1	.9	6	22	.1	.5	4	12	.1	.4
KXSB-FM																				
SP '05	39	334	.5	2.3	10	141	.1	1.2	10	42	.1	1.0	9	30	.1	.7	25	62	.3	2.5
4-Book	36	330	.5	2.2	16	179	.2	2.1	15	42	.2	1.6	31	77	.4	2.3	22	60	.3	2.2
KABC-AM																				
SP '05	8	78	.1	.5	1	22		.1	6	22	.1	.6	1	14		.1				
4-Book	7	74	.1	.4	2	28		.3	3	9		.3	4	13	.1	.3	4	15	.1	.4
KBIG-FM																				
SP '05	46	385	.6	2.7	17	204	.2	2.0	6	22	.1	.6	30	79	.4	2.2	25	77	.3	2.5
4-Book	35	350	.5	2.1	12	172	.2	1.5	9	28	.2	1.0	20	59	.3	1.5	13	45	.2	1.3

** Station(s) not reported this survey.

* Listener estimates adjusted for reported broadcast schedule.

+ Station(s) changed call letters - see Page 13.

4-Book: Avg. of current and previous 3 surveys.
2-Book: Avg. of most recent 2 surveys.

Target Listener Estimates

Persons 25-49

	Monday-Friday 6AM-7PM				Weekend 6AM-MID				Saturday 6AM-10AM				Saturday 10AM-3PM				Saturday 3PM-7PM			
	AQH (00)	Cume (00)	AQH Rtg	AQH Shr	AQH (00)	Cume (00)	AQH Rtg	AQH Shr	AQH (00)	Cume (00)	AQH Rtg	AQH Shr	AQH (00)	Cume (00)	AQH Rtg	AQH Shr	AQH (00)	Cume (00)	AQH Rtg	AQH Shr
KCBS-FM																				
SP '05	64	797	.9	3.7	48	440	.7	5.8	31	108	.4	3.0	66	176	.9	4.9	64	135	.9	6.3
4-Book	53	606	.8	3.1	29	320	.4	3.7	26	91	.4	2.7	49	148	.7	3.7	47	123	.7	4.8
KFI -AM																				
SP '05	83	699	1.1	4.8	14	246	.2	1.7	25	82	.3	2.4	12	48	.2	.9	5	36	.1	.5
4-Book	93	781	1.3	5.5	20	280	.3	2.5	47	120	.7	5.1	22	89	.3	1.7	15	53	.2	1.5
KFWB-AM																				
SP '05	4	76	.1	.2	**	15	**	**	1	8	**	.1	**	**	**	**	**	8	**	**
4-Book	**	**	**	**	**	**	**	**	**	**	**	**	**	**	**	**	**	**	**	**
KHHT-FM																				
SP '05	45	466	.6	2.6	28	366	.4	3.4	32	81	.4	3.1	35	133	.5	2.6	30	122	.4	3.0
4-Book	47	498	.7	2.8	29	311	.4	3.7	30	95	.4	3.3	47	130	.7	3.6	42	120	.6	4.4
KIIS-FM																				
SP '05	36	624	.5	2.1	28	403	.4	3.4	20	86	.3	1.9	48	160	.7	3.6	36	151	.5	3.6
4-Book	32	610	.5	1.9	18	327	.3	2.3	19	80	.3	2.1	35	145	.5	2.7	27	112	.4	2.7
KKBT-FM																				
SP '05	25	387	.3	1.4	10	203	.1	1.2	14	44	.2	1.4	15	55	.2	1.1	9	45	.1	.9
4-Book	31	420	.4	1.8	14	203	.2	1.8	16	45	.3	1.8	25	78	.4	1.9	21	67	.3	2.2
KLAC-AM																				
SP '05	12	121	.2	.7	2	27	**	.2	**	**	**	**	3	8	**	.2	5	14	.1	.5
4-Book	**	**	**	**	**	**	**	**	**	**	**	**	**	**	**	**	**	**	**	**
KLAX-FM																				
SP '05	37	386	.5	2.1	21	229	.3	2.5	53	124	.7	5.1	32	83	.4	2.4	31	87	.4	3.1
4-Book	30	318	.4	1.8	17	182	.2	2.1	33	73	.5	3.4	26	74	.4	1.9	18	47	.2	1.8
KLOS-FM																				
SP '05	63	549	.9	3.6	19	219	.3	2.3	22	62	.3	2.1	29	57	.4	2.2	11	28	.1	1.1
4-Book	56	565	.8	3.3	17	239	.2	2.2	19	57	.3	2.1	30	102	.4	2.3	27	71	.4	2.7
KLSX-FM																				
SP '05	44	365	.6	2.5	4	55	.1	.5	8	8	.1	.8	6	22	.1	.4	7	21	.1	.7
4-Book	57	469	.8	3.3	4	80	.1	.6	8	20	.1	.9	5	24	.1	.4	5	15	.1	.5
KLVE-FM																				
SP '05	69	603	.9	4.0	39	401	.5	4.7	64	161	.9	6.2	48	147	.7	3.6	33	82	.4	3.3
4-Book	63	657	.9	3.8	40	415	.5	5.1	51	129	.7	5.4	64	180	.9	4.9	37	97	.5	3.8
KLYY-FM																				
SP '05	96	799	1.3	5.6	50	498	.7	6.0	83	189	1.1	8.0	106	250	1.4	7.9	80	181	1.1	7.9
4-Book	85	785	1.2	5.0	48	490	.7	6.0	50	144	.7	5.1	88	225	1.2	6.7	57	148	.8	5.8
KMXE-AM																				
SP '05	12	63	.2	.7	2	31	**	.2	2	8	**	.2	2	6	**	.1	3	8	**	.3
4-Book	**	**	**	**	**	**	**	**	**	**	**	**	**	**	**	**	**	**	**	**
KMZT-FM																				
SP '05	2	66	.1	.1	1	24		.1												
4-Book	7	70	.1	.4	3	43		.3	6	9	.1	.6	3	13		.2				
KNX -AM																				
SP '05	21	255	.3	1.2	8	139	.1	1.0	22	46	.3	2.1	5	23	.1	.4	6	30	.1	.6
4-Book	17	272	.2	1.0	7	122	.1	.9	13	36	.2	1.3	9	30	.1	.7	8	31	.1	.9
KOST-FM																				
SP '05	35	531	.5	2.0	21	361	.3	2.5	26	101	.4	2.5	30	113	.4	2.2	25	64	.3	2.5
4-Book	42	499	.6	2.5	19	278	.3	2.4	21	75	.3	2.3	38	117	.5	2.9	24	68	.3	2.5
KPLM-FM																				
SP '05	5	75	.1	.3	2	34	**	.2	4	8	.1	.4	4	14	.1	.3	4	8	.1	.4
4-Book	**	**	**	**	**	**	**	**	**	**	**	**	**	**	**	**	**	**	**	**

Target Listener Estimates - Persons 25-49

** Station(s) not reported this survey.

* Listener estimates adjusted for reported broadcast schedule.

+ Station(s) changed call letters - see Page 13.

4-Book: Avg. of current and previous 3 surveys.
2-Book: Avg. of most recent 2 surveys.

Target Listener Estimates

		Persons 25-49																				
		Monday-Friday 6AM-7PM				Weekend 6AM-MID				Saturday 6AM-10AM				Saturday 10AM-3PM				Saturday 3PM-7PM				
		AQH (00)	Cume (00)	AQH Rtg	AQH Shr	AQH (00)	Cume (00)	AQH Rtg	AQH Shr	AQH (00)	Cume (00)	AQH Rtg	AQH Shr	AQH (00)	Cume (00)	AQH Rtg	AQH Shr	AQH (00)	Cume (00)	AQH Rtg	AQH Shr	
KPWR-FM																						
SP '05		23	464	.3	1.3	11	239	.1	1.3	11	52	.1	1.1	25	96	.3	1.9	15	84	.2	1.5	
4-Book		22	415	.3	1.3	8	177	.1	1.0	8	38	.1	.9	18	74	.2	1.3	11	60	.2	1.2	
KRCV-FM																						
SP '05		8	118	.1	.5	9	90	.1	1.1	6	16	.1	.6	8	24	.1	.6	7	11	.1	.7	
4-Book		**	**	**	**	**	**	**	**	**	**	**	**	**	**	**	**	**	**	**	**	
KROQ-FM																						
SP '05		15	340	.2	.9	7	210	.1	.8	4	26	.1	.4	16	75	.2	1.2	12	61	.2	1.2	
4-Book		34	466	.5	2.0	15	246	.2	1.9	12	55	.2	1.4	29	104	.4	2.2	21	80	.3	2.2	
KRTH-FM																						
SP '05		13	253	.2	.8	7	143	.1	.8	11	41	.1	1.1	21	77	.3	1.6	10	55	.1	1.0	
4-Book		17	312	.2	1.0	10	162	.2	1.3	10	33	.1	1.1	24	81	.4	1.9	13	53	.2	1.4	
KSCA-FM																						
SP '05		59	487	.8	3.4	17	198	.2	2.0	47	109	.6	4.5	30	89	.4	2.2	6	12	.1	.6	
4-Book		70	550	1.0	4.1	25	289	.3	3.2	64	151	.9	7.0	36	108	.5	2.7	25	58	.4	2.5	
KSSE-FM																						
SP '05		27	228	.4	1.6	10	136	.1	1.2	18	33	.2	1.7	19	65	.3	1.4	20	66	.3	2.0	
4-Book		20	223	.3	1.2	8	103	.1	1.0	9	23	.1	.9	16	46	.2	1.2	11	33	.2	1.1	
KTWV-FM																						
SP '05		20	280	.3	1.2	13	191	.2	1.6	16	62	.2	1.5	21	72	.3	1.6	23	75	.3	2.3	
4-Book		38	340	.5	2.2	14	212	.2	1.8	12	44	.2	1.3	28	89	.4	2.2	20	72	.3	2.1	
KWVE-FM																						
SP '05		20	220	.3	1.2	6	91	.1	.7	18	51	.2	1.7	7	36	.1	.5	4	25	.1	.4	
4-Book		24	276	.3	1.4	12	153	.2	1.6	17	52	.2	1.8	13	45	.2	1.0	10	39	.2	1.0	
KYSR-FM																						
SP '05		12	174	.2	.7	4	103	.1	.5	4	7	.1	.4	5	37	.1	.4	5	22	.1	.5	
4-Book		12	203	.2	.7	9	120	.1	1.1	5	19	.1	.6	13	42	.2	1.0	13	35	.2	1.3	
KZLA-FM																						
SP '05		10	186	.1	.6	6	128	.1	.7	12	51	.2	1.2	9	50	.1	.7	7	63	.1	.7	
4-Book		16	258	.2	.9	9	138	.1	1.1	9	38	.1	1.0	15	53	.2	1.2	13	50	.2	1.4	
TOTALS																						
SP '05		1727	6869	23.5		830	5528	11.3		1036	2642	14.1		1346	3144	18.3		1013	2551	13.8		
4-Book		1693	6816	23.4		789	5296	10.9		933	2474	12.9		1321	3176	18.3		982	2450	13.6		

** Station(s) not reported this survey.

* Listener estimates adjusted for reported broadcast schedule.

+ Station(s) changed call letters - see Page 13.

4-Book: Avg. of current and previous 3 surveys.
2-Book: Avg. of most recent 2 surveys.

Target Listener Estimates

Persons 25-49

	Saturday 7PM-MID				Sunday 6AM-10AM				Sunday 10AM-3PM				Sunday 3PM-7PM				Sunday 7PM-MID			
	AQH (00)	Cume (00)	AQH Rtg	AQH Shr	AQH (00)	Cume (00)	AQH Rtg	AQH Shr	AQH (00)	Cume (00)	AQH Rtg	AQH Shr	AQH (00)	Cume (00)	AQH Rtg	AQH Shr	AQH (00)	Cume (00)	AQH Rtg	AQH Shr
KAEH-FM																				
SP '05					2	15	.3		6	21	.1	.6	8	19	.1	1.1	7	30	.1	1.6
4-Book	2	9	.4		8	19	.1	1.4	13	41	.2	1.3	9	21	.1	1.3	4	17		.9
KATY-FM																				
SP '05					10	26	.1	1.7	11	28	.1	1.1	17	53	.2	2.3	2	12		.5
4-Book	**	**	**	**	**	**	**	**	**	**	**	**	**	**	**	**	**	**	**	**
KCAL-AM																				
SP '05					4	19	.1	.7	22	51	.3	2.2	6	19	.1	.8		5		
4-Book	**	**	**	**	**	**	**	**	**	**	**	**	**	**	**	**	**	**	**	**
KCAL-FM																				
SP '05					21	56	.3	3.6	50	127	.7	5.1	28	105	.4	3.7	15	55	.2	3.5
4-Book	24	76	.3	4.8	23	63	.3	3.9	44	123	.6	4.7	25	86	.4	3.6	16	59	.2	4.0
KCXX-FM																				
SP '05					20	41	.3	3.4	36	69	.5	3.7	34	80	.5	4.5	9	67	.1	2.1
4-Book	16	72	.2	3.2	9	30	.1	1.5	19	54	.3	2.1	20	50	.3	2.8	9	34	.1	2.3
+KDAI-FM																				
SP '05					6	21	.1	1.0	5	13	.1	.5	6	25	.1	.8	11	25	.1	2.6
4-Book	**	**	**	**	**	**	**	**	**	**	**	**	**	**	**	**	**	**	**	**
KDIF-AM																				
SP '05					12	40	.2	2.1	8	17	.1	.8					9	23	.1	2.1
4-Book	**	**	**	**	**	**	**	**	**	**	**	**	**	**	**	**	**	**	**	**
KEZY-AM																				
SP '05					5	14	.1	.9	18	34	.2	1.8	9	22	.1	1.2	6	8	.1	1.4
4-Book	4	11	.1	.9	10	21	.2	1.8	13	28	.2	1.4	6	13	.1	.8	4	8	.1	1.0
KFRG-FM																				
SP '05					31	108	.4	5.3	51	162	.7	5.2	32	122	.4	4.2	14	54	.2	3.3
4-Book	25	72	.3	5.0	27	102	.4	4.7	56	163	.8	6.0	25	93	.4	3.5	9	37	.1	2.2
KGGI-FM																				
SP '05					34	153	.5	5.8	55	211	.7	5.6	91	253	1.2	12.1	82	218	1.1	19.2
4-Book	35	155	.5	6.9	22	105	.3	3.7	52	185	.7	5.5	76	218	1.1	10.8	67	163	.9	16.9
KOLA-FM																				
SP '05					16	65	.2	2.7	32	75	.4	3.3	19	60	.3	2.5	8	35	.1	1.9
4-Book	11	38	.1	2.2	16	56	.2	2.7	31	86	.5	3.3	15	50	.2	2.1	5	26	.1	1.3
KTDD-AM																				
SP '05					1	2		.1	2	4		.2		2						
4-Book																				
KWIE-FM																				
SP '05					9	35	.1	1.5	37	108	.5	3.8	18	61	.2	2.4	12	74	.2	2.8
4-Book	17	91	.2	3.4	17	55	.3	3.0	34	107	.5	3.7	24	76	.3	3.4	18	65	.3	4.5
KXRS-FM																				
SP '05					3	12		.5	3	14		.3	13	16	.2	1.7	1	5		.2
4-Book	4	13	.1	.8	3	12		.5	3	14		.3	5	10	.1	.7	2	7		.5
KXSB-FM																				
SP '05					9	25	.1	1.5	9	31	.1	.9	10	17	.1	1.3	2	13		.5
4-Book	11	30	.1	2.2	12	31	.2	2.1	19	50	.3	2.0	17	37	.2	2.4	8	22	.1	2.0
KABC-AM																				
SP '05					1	2		.1	2	8		.2	2	8		.3	2	8		.4
4-Book	1	2		.2																
KBIG-FM																				
SP '05					9	40	.1	1.5	17	28	.2	1.7	20	44	.3	2.6	6	30	.1	1.4
4-Book	18	67	.2	3.6	9	34	.1	1.6	13	36	.2	1.4	12	40	.2	1.6	5	17	.1	1.1

Target Listener Estimates - Persons 25-49

** Station(s) not reported this survey.

* Listener estimates adjusted for reported broadcast schedule.

+ Station(s) changed call letters - see Page 13.

4-Book: Avg. of current and previous 3 surveys.
2-Book: Avg. of most recent 2 surveys.

Target Listener Estimates

Persons 25-49																					
Saturday 7PM-MID				Sunday 6AM-10AM				Sunday 10AM-3PM				Sunday 3PM-7PM				Sunday 7PM-MID					
AQH (00)	Cume (00)	AQH Rtg	AQH Shr	AQH (00)	Cume (00)	AQH Rtg	AQH Shr	AQH (00)	Cume (00)	AQH Rtg	AQH Shr	AQH (00)	Cume (00)	AQH Rtg	AQH Shr	AQH (00)	Cume (00)	AQH Rtg	AQH Shr		
KCBS-FM																					
SP '05	32	71	.4	6.3	34	83	.5	5.8	65	200	.9	6.6	66	155	.9	8.7	25	88	.3	5.9	
4-Book	19	61	.2	3.9	17	51	.2	3.0	30	92	.4	3.1	28	82	.4	3.8	16	49	.2	4.1	
KFI -AM																					
SP '05	16	75	.2	3.2	13	44	.2	2.2	9	46	.1	.9	8	20	.1	1.1	19	89	.3	4.4	
4-Book	11	43	.2	2.3	20	53	.3	3.4	14	50	.2	1.5	12	44	.2	1.8	19	51	.3	4.7	
KFWB-AM																					
SP '05								1	8		.1										
4-Book	**	**	**	**	**	**	**	**	**	**	**	**	**	**	**	**	**	**	**		
KHHT-FM																					
SP '05	18	77	.2	3.6	25	51	.3	4.3	22	77	.3	2.2	30	134	.4	4.0	29	64	.4	6.8	
4-Book	19	69	.3	4.2	13	40	.2	2.3	25	73	.3	2.6	28	87	.4	3.9	26	56	.4	6.6	
KIIS-FM																					
SP '05	24	104	.3	4.8	25	75	.3	4.3	45	144	.6	4.6	20	75	.3	2.6	7	38	.1	1.6	
4-Book	11	47	.2	2.2	13	44	.2	2.3	24	90	.3	2.5	15	56	.2	2.2	4	22	.1	1.0	
KKBT-FM																					
SP '05	4	20	.1	.8	10	45	.1	1.7	18	67	.2	1.8	10	63	.1	1.3	3	15		.7	
4-Book	8	28	.1	1.8	12	43	.2	2.1	18	53	.2	2.0	10	39	.1	1.3	3	17		.8	
KLAC-AM																					
SP '05	1	14		.2	1	6		.2	5	13		.5									
4-Book	**	**	**	**	**	**	**	**	**	**	**	**	**	**	**	**	**	**	**		
KLAX-FM																					
SP '05	12	54	.2	2.4	12	41	.2	2.1	23	65	.3	2.3	7	24	.1	.9	4	11	.1	.9	
4-Book	7	30	.1	1.5	13	30	.2	2.4	22	60	.3	2.4	15	40	.2	2.2	5	20	.1	1.3	
KLOS-FM																					
SP '05	13	20	.2	2.6	16	51	.2	2.7	29	119	.4	2.9	25	77	.3	3.3	7	29	.1	1.6	
4-Book	9	27	.1	1.8	10	40	.1	1.7	22	88	.3	2.3	19	55	.2	2.7	6	23	.1	1.4	
KLSX-FM																					
SP '05	4	22	.1	.8	2	8		.3	2	15		.2	3	8		.4	1	6		.2	
4-Book	4	13	.1	.7	5	16	.1	.8	4	19		.5	6	15	.1	.8	1	3		.1	
KLVE-FM																					
SP '05	39	152	.5	7.7	32	94	.4	5.5	56	132	.8	5.7	20	64	.3	2.6	18	84	.2	4.2	
4-Book	33	103	.5	7.1	32	85	.4	5.7	55	132	.8	5.8	24	68	.4	3.4	19	64	.2	4.8	
KLYY-FM																					
SP '05	12	65	.2	2.4	11	64	.1	1.9	49	127	.7	5.0	42	93	.6	5.6	22	63	.3	5.2	
4-Book	23	71	.3	5.0	26	84	.4	4.5	67	169	.9	7.0	47	108	.7	6.6	23	66	.3	5.8	
KMXE-AM																					
SP '05	1	6		.2	1	6		.2	2	11		.2						1	5		.2
4-Book	**	**	**	**	**	**	**	**	**	**	**	**	**	**	**	**	**	**	**		
KMZT-FM																					
SP '05	1	9		.2	3	8		.5		7											
4-Book	2	7		.3	3	9		.5	1	10		.1	5	10	.1	.8	1	6		.2	
KNX -AM																					
SP '05	4	20	.1	.8	15	63	.2	2.6	6	29	.1	.6	1	9		.1	4	27	.1	.9	
4-Book	2	11	.1	.4	8	33	.1	1.4	10	36	.1	1.0	3	17		.4	3	18	.1	.7	
KOST-FM																					
SP '05	17	80	.2	3.4	20	73	.3	3.4	20	88	.3	2.0	14	59	.2	1.9	19	81	.3	4.4	
4-Book	11	52	.2	2.2	14	47	.2	2.4	23	80	.3	2.4	13	50	.2	1.8	9	39	.1	2.1	
KPLM-FM																					
SP '05									3	19		.3	2	13		.3	1	7		.2	
4-Book	**	**	**	**	**	**	**	**	**	**	**	**	**	**	**	**	**	**	**		

** Station(s) not reported this survey.

* Listener estimates adjusted for reported broadcast schedule.

+ Station(s) changed call letters - see Page 13.

4-Book: Avg. of current and previous 3 surveys.
2-Book: Avg. of most recent 2 surveys.

Target Listener Estimates

Persons 25-49

	Saturday 7PM-MID				Sunday 6AM-10AM				Sunday 10AM-3PM				Sunday 3PM-7PM				Sunday 7PM-MID			
	AQH (00)	Cume (00)	AQH Rtg	AQH Shr	AQH (00)	Cume (00)	AQH Rtg	AQH Shr	AQH (00)	Cume (00)	AQH Rtg	AQH Shr	AQH (00)	Cume (00)	AQH Rtg	AQH Shr	AQH (00)	Cume (00)	AQH Rtg	AQH Shr
KPWR-FM																				
SP '05	17	37	.2	3.4					4	14	.1	.4	13	58	.2	1.7	4	20	.1	.9
4-Book	7	27	.1	1.5	3	16	.1	.5	5	19	.1	.5	10	47	.2	1.4	3	23	.1	.7
KRCV-FM																				
SP '05	11	22	.1	2.2	8	15	.1	1.4	12	53	.2	1.2	6	25	.1	.8	9	22	.1	2.1
4-Book	**	**	**	**	**	**	**	**	**	**	**	**	**	**	**	**	**	**	**	**
KROQ-FM																				
SP '05	2	22		.4	3	34		.5	6	41	.1	.6	7	45	.1	.9	2	12		.5
4-Book	9	35	.1	1.9	7	34	.1	1.2	16	63	.2	1.7	15	45	.2	2.1	9	31	.1	2.2
KRTH-FM																				
SP '05	1	11		.2	2	24		.3	8	45	.1	.8	7	7			3	22		.7
4-Book	6	27	.1	1.3	4	22	.1	.7	10	38	.1	1.1	6	20	.1	.9	7	24	.1	1.9
KSCA-FM																				
SP '05	8	30	.1	1.6	4	15	.1	.7	27	81	.4	2.7	10	32	.1	1.3	2	6		.5
4-Book	11	37	.1	2.4	22	53	.3	3.8	25	78	.4	2.6	16	39	.2	2.3	3	15		.7
KSSE-FM																				
SP '05	2	11		.4	6	20	.1	1.0	10	45	.1	1.0	3	9		.4				
4-Book	4	13	.1	.7	4	12	.1	.6	9	28	.1	1.0	6	21	.1	.9	3	9	.1	.7
KTWV-FM																				
SP '05	8	51	.1	1.6	7	28	.1	1.2	17	75	.2	1.7	7	26	.1	.9	3	15		.7
4-Book	8	39	.1	1.7	6	30	.1	1.1	18	59	.3	2.0	16	52	.2	2.4	3	19		.6
KWVE-FM																				
SP '05	1	9		.2	10	45	.1	1.7	7	39	.1	.7	4	11	.1	.5	3	10		.7
4-Book	7	26	.1	1.4	18	66	.3	3.1	16	73	.2	1.7	11	32	.2	1.6	10	30	.1	2.5
KYSR-FM																				
SP '05	7	26	.1	1.4					4	22	.1	.4	9	47	.1	1.2	1	6		.2
4-Book	7	31	.1	1.5	3	11		.6	11	43	.2	1.2	13	37	.2	1.9	2	13		.5
KZLA-FM																				
SP '05	3	26		.6	4	20	.1	.7	7	51	.1	.7	3	16		.4				
4-Book	2	17		.4	7	30	.1	1.2	14	55	.2	1.5	5	19	.1	.7	4	11	.1	.9
TOTALS																				
SP '05	505	1708	6.9		585	1772	8.0		984	2508	13.4		755	1956	10.3		427	1425	5.8	
4-Book	470	1464	6.5		574	1649	8.0		939	2391	13.0		707	1796	9.8		397	1179	5.5	

Target Listener Estimates - Persons 25-49

** Station(s) not reported this survey.

* Listener estimates adjusted for reported broadcast schedule.

+ Station(s) changed call letters - see Page 13.

4-Book: Avg. of current and previous 3 surveys.
2-Book: Avg. of most recent 2 surveys.

Target Listener Trends

		Persons 25-54																				
		Monday-Sunday 6AM-MID				Monday-Friday 6AM-10AM				Monday-Friday 10AM-3PM				Monday-Friday 3PM-7PM				Monday-Friday 7PM-MID				
		AQH (00)	Cume (00)	AQH Rtg	AQH Shr	AQH (00)	Cume (00)	AQH Rtg	AQH Shr	AQH (00)	Cume (00)	AQH Rtg	AQH Shr	AQH (00)	Cume (00)	AQH Rtg	AQH Shr	AQH (00)	Cume (00)	AQH Rtg	AQH Shr	
KAEH-FM																						
SP '05		13	216	.2	.9	18	115	.2	.8	24	112	.3	1.2	15	106	.2	.8	3	39		.6	
WI '05		19	306	.2	1.3	33	146	.4	1.5	25	134	.3	1.2	19	160	.2	1.1	4	62		.8	
FA '04		15	251	.2	1.1	27	110	.3	1.3	23	162	.3	1.2	18	144	.2	1.0	4	56		.7	
SU '04		8	152	.1	.6	12	53	.2	.6	9	84	.1	.5	11	95	.1	.7	2	32		.4	
4-Book		14	231	.2	1.0	23	106	.3	1.1	20	123	.3	1.0	16	126	.2	.9	3	47		.6	
SP '04		11	195	.1	.8	14	91	.2	.7	20	104	.3	1.0	14	117	.2	.8	4	31	.1	.7	
KATY-FM																						
SP '05		18	262	.2	1.3	25	181	.3	1.2	35	151	.4	1.7	23	140	.3	1.3	2	48		.4	
WI '05		17	264	.2	1.2	21	130	.2	1.0	35	127	.4	1.7	22	157	.3	1.2	1	26		.2	
FA '04		20	250	.2	1.5	34	164	.4	1.6	28	134	.3	1.4	26	149	.3	1.5	9	83	.1	1.6	
SU '04		**	**	**	**	**	**	**	**	**	**	**	**	**	**	**	**	**	**	**	**	**
4-Book		**	**	**	**	**	**	**	**	**	**	**	**	**	**	**	**	**	**	**	**	**
SP '04		10	150	.1	.7	21	77	.3	1.0	16	67	.2	.8	10	88	.1	.6	2	35		.4	
KCAL-AM																						
SP '05		13	108	.2	.9	14	57	.2	.7	15	53	.2	.7	19	61	.2	1.0	2	27		.4	
WI '05		7	98	.1	.5	11	64	.1	.5	11	43	.1	.5	8	57	.1	.4	1	16		.2	
FA '04		6	122	.1	.4	13	83	.2	.6	3	34	.2	.7	7	40	.1	.4	7	32	.1	1.2	
SU '04		**	**	**	**	**	**	**	**	**	**	**	**	**	**	**	**	**	**	**	**	**
4-Book		**	**	**	**	**	**	**	**	**	**	**	**	**	**	**	**	**	**	**	**	**
SP '04		4	74	.1	.3	7	18	.1	.3	7	44	.1	.4	3	31		.2	2	12		.4	
KCAL-FM																						
SP '05		45	744	.5	3.2	60	383	.7	2.8	60	379	.7	2.9	64	459	.8	3.5	21	205	.2	4.0	
WI '05		51	967	.6	3.6	74	424	.9	3.4	74	497	.9	3.6	62	612	.7	3.4	16	227	.2	3.2	
FA '04		41	896	.5	3.0	47	409	.6	2.2	56	528	.7	2.8	56	491	.7	3.1	23	226	.3	4.0	
SU '04		60	857	.8	4.6	92	487	1.2	4.6	99	451	1.2	5.1	70	504	.9	4.3	15	187	.2	2.9	
4-Book		49	866	.6	3.6	68	426	.9	3.3	72	464	.9	3.6	63	517	.8	3.6	19	211	.2	3.5	
SP '04		52	774	.7	3.9	81	436	1.0	4.0	77	442	1.0	3.9	67	397	.8	4.0	23	177	.3	4.2	
KCXX-FM																						
SP '05		37	496	.4	2.6	42	209	.5	2.0	50	239	.6	2.4	55	305	.6	3.0	15	165	.2	2.9	
WI '05		17	535	.2	1.2	19	225	.2	.9	31	271	.4	1.5	26	290	.3	1.4	9	144	.1	1.8	
FA '04		28	556	.3	2.0	45	278	.5	2.1	35	199	.4	1.8	34	267	.4	1.9	10	136	.1	1.8	
SU '04		17	456	.2	1.3	22	183	.3	1.1	26	230	.3	1.3	22	230	.3	1.4	11	111	.1	2.1	
4-Book		25	511	.3	1.8	32	224	.4	1.5	36	235	.4	1.8	34	273	.4	1.9	11	139	.1	2.2	
SP '04		15	376	.2	1.1	16	137	.2	.8	27	237	.3	1.4	16	195	.2	1.0	4	99	.1	.7	
+KDAI-FM																						
SP '05		21	330	.2	1.5	15	137	.2	.7	34	204	.4	1.7	35	194	.4	1.9	14	97	.2	2.7	
WI '05		8	132	.1	.6	7	25	.1	.3	14	47	.2	.7	13	58	.2	.7	3	39		.6	
FA '04		**	**	**	**	**	**	**	**	**	**	**	**	**	**	**	**	**	**	**	**	**
SU '04		**	**	**	**	**	**	**	**	**	**	**	**	**	**	**	**	**	**	**	**	**
4-Book		**	**	**	**	**	**	**	**	**	**	**	**	**	**	**	**	**	**	**	**	**
SP '04		17	176	.2	1.3	31	138	.4	1.5	17	114	.2	.9	22	105	.3	1.3	7	79	.1	1.3	
KDIF-AM																						
SP '05		14	177	.2	1.0	25	116	.3	1.2	16	81	.2	.8	15	83	.2	.8	8	60	.1	1.5	
WI '05		6	107	.1	.4	15	88	.2	.7	11	54	.1	.5	4	41		.2	2	15		.4	
FA '04		**	**	**	**	**	**	**	**	**	**	**	**	**	**	**	**	**	**	**	**	**
SU '04		11	111	.1	.8	22	70	.3	1.1	23	53	.3	1.2	4	50	.1	.2	2	23		.4	
4-Book		**	**	**	**	**	**	**	**	**	**	**	**	**	**	**	**	**	**	**	**	**
SP '04		12	187	.2	.9	25	85	.3	1.2	21	110	.3	1.1	5	68	.1	.3	2	28		.4	
KEZY-AM																						
SP '05		9	75	.1	.6	5	34	.1	.2	13	28	.2	.6	11	32	.1	.6	9	37	.1	1.7	
WI '05		13	110	.2	.9	11	58	.1	.5	19	80	.2	.9	15	53	.2	.8	6	46	.1	1.2	
FA '04		12	99	.1	.9	21	61	.2	1.0	16	66	.2	.8	22	72	.3	1.2	4	33		.7	
SU '04		15	81	.2	1.2	26	62	.3	1.3	27	68	.3	1.4	11	57	.1	.7	5	32	.1	1.0	
4-Book		12	91	.2	.9	16	54	.2	.8	19	61	.2	.9	15	54	.2	.8	6	37	.1	1.2	
SP '04		**	**	**	**	**	**	**	**	**	**	**	**	**	**	**	**	**	**	**	**	**

** Station(s) not reported this survey.

* Listener estimates adjusted for reported broadcast schedule.

+ Station(s) changed call letters - see Page 13.

4-Book: Avg. of current and previous 3 surveys.
2-Book: Avg. of most recent 2 surveys.

Target Listener Trends

Persons 25-54

	Monday-Sunday 6AM-MID				Monday-Friday 6AM-10AM				Monday-Friday 10AM-3PM				Monday-Friday 3PM-7PM				Monday-Friday 7PM-MID			
	AQH (00)	Cume (00)	AQH Rtg	AQH Shr	AQH (00)	Cume (00)	AQH Rtg	AQH Shr	AQH (00)	Cume (00)	AQH Rtg	AQH Shr	AQH (00)	Cume (00)	AQH Rtg	AQH Shr	AQH (00)	Cume (00)	AQH Rtg	AQH Shr
KFRG-FM																				
SP '05	81	1106	1.0	5.7	125	629	1.5	5.8	116	618	1.4	5.7	105	680	1.2	5.7	25	246	.3	4.8
WI '05	80	1119	.9	5.7	127	704	1.5	5.8	111	541	1.3	5.4	112	732	1.3	6.2	23	271	.3	4.6
FA '04	81	1164	1.0	5.9	116	711	1.4	5.5	132	649	1.5	6.6	107	774	1.3	6.0	26	291	.3	4.6
SU '04	63	1117	.8	4.8	95	599	1.2	4.8	87	623	1.1	4.5	83	679	1.0	5.1	15	249	.2	2.9
4-Book	76	1127	.9	5.5	116	661	1.4	5.5	112	608	1.3	5.6	102	716	1.2	5.8	22	264	.3	4.2
SP '04	76	1046	1.0	5.6	105	549	1.3	5.1	103	562	1.3	5.3	98	654	1.2	5.9	25	291	.3	4.6
KGGI-FM																				
SP '05	83	1545	1.0	5.9	102	676	1.2	4.7	118	769	1.4	5.8	111	935	1.3	6.1	35	502	.4	6.7
WI '05	78	1565	.9	5.5	101	736	1.2	4.6	105	782	1.2	5.2	104	937	1.2	5.8	35	462	.4	6.9
FA '04	77	1489	.9	5.6	98	733	1.2	4.7	92	834	1.1	4.6	112	827	1.3	6.3	45	536	.5	7.9
SU '04	72	1337	.9	5.5	97	644	1.2	4.9	107	743	1.3	5.5	89	785	1.1	5.5	31	374	.4	6.1
4-Book	78	1484	.9	5.6	100	697	1.2	4.7	106	782	1.3	5.3	104	871	1.2	5.9	37	469	.4	6.9
SP '04	48	1151	.6	3.6	68	589	.9	3.3	56	520	.7	2.9	51	628	.6	3.1	26	357	.3	4.8
KOLA-FM																				
SP '05	52	908	.6	3.7	79	503	.9	3.7	90	524	1.1	4.4	57	477	.7	3.1	12	146	.1	2.3
WI '05	62	887	.7	4.4	72	462	.8	3.3	112	541	1.3	5.5	81	526	1.0	4.5	19	178	.2	3.8
FA '04	47	833	.6	3.4	76	351	.9	3.6	80	417	.9	4.0	56	440	.7	3.1	18	197	.2	3.2
SU '04	46	783	.6	3.5	61	384	.8	3.1	84	392	1.1	4.3	62	432	.8	3.8	15	243	.2	2.9
4-Book	52	853	.6	3.8	72	425	.9	3.4	92	469	1.1	4.6	64	469	.8	3.6	16	191	.2	3.1
SP '04	63	930	.8	4.7	83	481	1.0	4.1	115	381	1.4	5.9	70	482	.9	4.2	16	257	.2	2.9
KTDD-AM																				
SP '05	4	53	.3	.3	8	20	.1	.4	6	27	.1	.3	4	21	.2	.2	1	21	.2	.2
WI '05	3	37	.2	.2	7	37	.1	.3	6	37	.1	.3	1	15	.1	.1				
FA '04	1	21	.1	.1	1	7				5			2	21	.1	.1		5		
SU '04	3	76	.2	.2	3	21		.2	4	44	.1	.2	4	32	.1	.2	2	9		.4
4-Book	3	47	.2	.2	5	21	.1	.2	4	28	.1	.2	3	22	.1	.2	1	9	.2	.2
SP '04	3	100	.2	.2	6	42	.1	.3	4	35	.1	.2	6	69	.1	.4	2	17	.4	.4
KVIE-FM																				
SP '05	37	801	.4	2.6	43	373	.5	2.0	55	414	.6	2.7	49	428	.6	2.7	18	244	.2	3.4
WI '05	24	649	.3	1.7	34	356	.4	1.6	23	245	.3	1.1	27	327	.3	1.5	13	206	.2	2.6
FA '04	25	667	.3	1.8	19	296	.2	.9	28	332	.3	1.4	45	417	.5	2.5	18	178	.2	3.2
SU '04	36	646	.5	2.8	39	331	.5	2.0	48	364	.6	2.5	44	393	.6	2.7	24	197	.3	4.7
4-Book	31	691	.4	2.2	34	339	.4	1.6	39	339	.5	1.9	41	391	.5	2.4	18	206	.2	3.5
SP '04	29	549	.4	2.1	30	242	.4	1.5	35	272	.4	1.8	41	377	.5	2.5	21	168	.3	3.8
KXRS-FM																				
SP '05	14	154	.2	1.0	27	93	.3	1.3	17	68	.2	.8	16	84	.2	.9	8	43	.1	1.5
WI '05	6	126	.1	.4	8	50	.1	.4	8	73	.1	.4	9	46	.1	.5	3	34		.6
FA '04	7	114	.1	.5	8	77	.1	.4	14	56	.2	.7	5	53	.1	.3	3	39		.5
SU '04	11	134	.1	.8	28	78	.4	1.4	14	47	.2	.7	9	53	.1	.6	5	39	.1	1.0
4-Book	10	132	.1	.7	18	75	.2	.9	13	61	.2	.7	10	59	.1	.6	5	39	.1	.9
SP '04	9	141	.1	.7	16	75	.2	.8	16	77	.2	.8	8	70	.1	.5	2	46		.4
KXSB-FM																				
SP '05	29	408	.3	2.1	41	224	.5	1.9	49	258	.6	2.4	38	233	.4	2.1	10	93	.1	1.9
WI '05	30	418	.4	2.1	36	174	.4	1.7	49	274	.6	2.4	34	248	.4	1.9	7	71	.1	1.4
FA '04	23	423	.3	1.7	39	230	.5	1.9	43	270	.5	2.2	22	201	.3	1.2	7	89	.1	1.2
SU '04	28	364	.4	2.1	46	201	.6	2.3	43	205	.5	2.2	24	163	.3	1.5	15	116	.2	2.9
4-Book	28	403	.4	2.0	41	207	.5	2.0	46	252	.6	2.3	30	211	.4	1.7	10	92	.1	1.9
SP '04	18	326	.2	1.3	21	150	.3	1.0	27	145	.3	1.4	15	97	.2	.9	11	88	.1	2.0
KABC-AM																				
SP '05	6	92	.1	.4	3	37		.1	12	43	.1	.6	9	58	.1	.5	5	36	.1	1.0
WI '05	4	98		.3	4	27		.2	10	73	.1	.5	5	23	.1	.3		7		
FA '04	8	168	.1	.6	3	46		.1	28	121	.3	1.4	8	88	.1	.4	2	41		.4
SU '04	6	148	.1	.5	4	39	.1	.2	10	61	.1	.5	6	67	.1	.4	8	44	.1	1.6
4-Book	6	127	.1	.5	4	37		.2	15	75	.2	.8	7	59	.1	.4	4	32	.1	.8
SP '04	7	138	.1	.5	5	39	.1	.2	25	94	.3	1.3	9	72	.1	.5	1	8		.2

Target Listener Trends - Persons 25-54

** Station(s) not reported this survey.

* Listener estimates adjusted for reported broadcast schedule.

+ Station(s) changed call letters - see Page 13.

4-Book: Avg. of current and previous 3 surveys.
2-Book: Avg. of most recent 2 surveys.

Target Listener Trends

Persons 25-54

Target Listener Trends - Persons 25-54

	Monday-Sunday 6AM-MID				Monday-Friday 6AM-10AM				Monday-Friday 10AM-3PM				Monday-Friday 3PM-7PM				Monday-Friday 7PM-MID			
	AQH (00)	Cume (00)	AQH Rtg	AQH Shr	AQH (00)	Cume (00)	AQH Rtg	AQH Shr	AQH (00)	Cume (00)	AQH Rtg	AQH Shr	AQH (00)	Cume (00)	AQH Rtg	AQH Shr	AQH (00)	Cume (00)	AQH Rtg	AQH Shr
KLAX-FM																				
SP '05	26	425	.3	1.8	52	253	.6	2.4	35	235	.4	1.7	26	218	.3	1.4	5	53	.1	1.0
WI '05	21	337	.2	1.5	42	183	.5	1.9	25	214	.3	1.2	28	213	.3	1.5	5	60	.1	1.0
FA '04	17	310	.2	1.2	23	131	.3	1.1	19	151	.2	1.0	24	147	.3	1.3	10	69	.1	1.8
SU '04	28	423	.4	2.1	57	242	.7	2.9	30	207	.4	1.5	27	167	.3	1.7	8	91	.1	1.6
4-Book	23	374	.3	1.7	44	202	.5	2.1	27	202	.3	1.4	26	186	.3	1.5	7	68	.1	1.4
SP '04	47	562	.6	3.5	103	358	1.3	5.0	53	321	.7	2.7	42	256	.5	2.5	13	119	.2	2.4
KLOS-FM																				
SP '05	46	706	.5	3.3	99	455	1.2	4.6	64	321	.8	3.1	55	428	.6	3.0	10	127	.1	1.9
WI '05	49	755	.6	3.5	111	440	1.3	5.1	63	320	.7	3.1	55	381	.6	3.0	22	148	.3	4.4
FA '04	40	750	.5	2.9	80	433	.9	3.8	66	359	.8	3.3	46	364	.5	2.6	10	117	.1	1.8
SU '04	37	779	.5	2.8	98	376	1.2	4.9	45	264	.6	2.3	34	283	.4	2.1	9	122	.1	1.8
4-Book	43	748	.5	3.1	97	426	1.2	4.6	60	316	.7	3.0	48	364	.5	2.7	13	129	.2	2.5
SP '04	40	752	.5	3.0	102	444	1.3	5.0	44	347	.6	2.2	51	367	.6	3.1	9	126	.1	1.6
KLSX-FM																				
SP '05	29	433	.3	2.1	57	247	.7	2.6	69	220	.8	3.4	30	185	.4	1.6	3	49	.6	.6
WI '05	44	622	.5	3.1	98	342	1.2	4.5	67	324	.8	3.3	74	393	.9	4.1	10	151	.1	2.0
FA '04	52	702	.6	3.8	106	370	1.2	5.1	80	381	.9	4.0	91	448	1.1	5.1	13	93	.2	2.3
SU '04	23	424	.3	1.8	55	258	.7	2.8	39	225	.5	2.0	35	199	.4	2.2	2	50	.4	.4
4-Book	37	545	.4	2.7	79	304	1.0	3.8	64	288	.8	3.2	58	306	.7	3.3	7	86	.1	1.3
SP '04	40	490	.5	3.0	85	256	1.1	4.2	59	241	.7	3.0	61	324	.8	3.7	11	99	.1	2.0
KLVE-FM																				
SP '05	62	853	.7	4.4	86	475	1.0	4.0	83	467	1.0	4.1	68	439	.8	3.7	37	315	.4	7.0
WI '05	47	913	.6	3.3	67	367	.8	3.1	63	491	.7	3.1	43	380	.5	2.4	25	258	.3	5.0
FA '04	58	932	.7	4.2	78	442	.9	3.7	74	486	.9	3.7	65	454	.8	3.6	33	264	.4	5.8
SU '04	49	708	.6	3.8	69	354	.9	3.5	67	412	.8	3.5	57	326	.7	3.5	28	257	.4	5.5
4-Book	54	852	.7	3.9	75	410	.9	3.6	72	464	.9	3.6	58	400	.7	3.3	31	274	.4	5.8
SP '04	45	813	.6	3.3	50	345	.6	2.4	67	419	.8	3.4	66	446	.8	4.0	25	304	.3	4.6
KLYY-FM																				
SP '05	72	986	.8	5.1	83	449	1.0	3.9	132	637	1.5	6.5	90	522	1.1	4.9	15	253	.2	2.9
WI '05	83	1140	1.0	5.9	99	569	1.2	4.5	148	742	1.7	7.3	93	572	1.1	5.1	21	192	.2	4.2
FA '04	49	833	.6	3.6	42	358	.5	2.0	80	456	.9	4.0	48	386	.6	2.7	41	306	.5	7.2
SU '04	62	921	.8	4.8	67	410	.8	3.4	122	596	1.5	6.3	66	451	.8	4.1	19	208	.2	3.7
4-Book	67	970	.8	4.9	73	447	.9	3.5	121	608	1.4	6.0	74	483	.9	4.2	24	240	.3	4.5
SP '04	93	1210	1.2	6.9	91	528	1.1	4.4	177	855	2.2	9.0	106	631	1.3	6.3	34	313	.4	6.2
KMXE-AM																				
SP '05	7	82	.1	.5	14	48	.2	.7	12	33	.1	.6	10	36	.1	.5	2	17	.4	.4
WI '05	**	**	**	**	**	**	**	**	**	**	**	**	**	**	**	**	**	**	**	**
FA '04	21	153	.2	1.5	31	95	.4	1.5	34	118	.4	1.7	26	102	.3	1.5	14	56	.2	2.5
SU '04	**	**	**	**	**	**	**	**	**	**	**	**	**	**	**	**	**	**	**	**
4-Book	**	**	**	**	**	**	**	**	**	**	**	**	**	**	**	**	**	**	**	**
SP '04	8	102	.1	.6	10	52	.1	.5	16	74	.2	.8	11	39	.1	.7	4	25	.1	.7
KMZT-FM																				
SP '05	2	97	.1	.1	1	35	.1	.1	4	50	.1	.2	3	47	.1	.2	2	30	.4	.4
WI '05	9	137	.1	.6	10	26	.1	.5	15	63	.2	.7	14	60	.2	.8	3	40	.6	.6
FA '04	4	100	.1	.3	6	66	.1	.3	8	26	.1	.4	7	75	.1	.4	1	17	.1	.1
SU '04	7	146	.1	.5	16	49	.2	.8	7	58	.1	.4	8	61	.1	.5	1	38	.2	.2
4-Book	6	120	.1	.4	8	44	.1	.4	9	49	.1	.4	8	61	.1	.5	2	31	.3	.3
SP '04	15	195	.2	1.1	19	86	.2	.9	33	97	.4	1.7	18	142	.2	1.1	1	13	.2	.2
KNX -AM																				
SP '05	20	431	.2	1.4	35	209	.4	1.6	19	186	.2	.9	37	215	.4	2.0	10	77	.1	1.9
WI '05	13	480	.2	.9	23	182	.3	1.1	12	225	.1	.6	25	284	.3	1.4	4	69	.8	.8
FA '04	19	449	.2	1.4	35	227	.4	1.7	22	191	.3	1.1	29	245	.3	1.6	3	87	.5	.5
SU '04	16	379	.2	1.2	30	233	.4	1.5	15	168	.2	.8	25	198	.3	1.5	5	101	.1	1.0
4-Book	17	435	.2	1.2	31	213	.4	1.5	17	193	.2	.9	29	236	.3	1.6	6	84	.1	1.1
SP '04	14	466	.2	1.0	28	231	.4	1.4	9	156	.1	.5	28	295	.4	1.7	6	137	.1	1.1

** Station(s) not reported this survey.

* Listener estimates adjusted for reported broadcast schedule.

+ Station(s) changed call letters - see Page 13.

4-Book: Avg. of current and previous 3 surveys.
2-Book: Avg. of most recent 2 surveys.

Target Listener Trends

	Persons 25-54																			
	Monday-Sunday 6AM-MID				Monday-Friday 6AM-10AM				Monday-Friday 10AM-3PM				Monday-Friday 3PM-7PM				Monday-Friday 7PM-MID			
	AQH (00)	Cume (00)	AQH Rtg	AQH Shr	AQH (00)	Cume (00)	AQH Rtg	AQH Shr	AQH (00)	Cume (00)	AQH Rtg	AQH Shr	AQH (00)	Cume (00)	AQH Rtg	AQH Shr	AQH (00)	Cume (00)	AQH Rtg	AQH Shr
KOST-FM																				
SP '05	36	860	.4	2.5	40	326	.5	1.9	46	374	.5	2.3	47	382	.6	2.6	31	291	.4	5.9
WI '05	36	786	.4	2.6	48	363	.6	2.2	59	400	.7	2.9	43	433	.5	2.4	14	163	.2	2.8
FA '04	41	799	.5	3.0	60	460	.7	2.9	56	355	.7	2.8	46	351	.5	2.6	15	187	.2	2.6
SU '04	39	595	.5	3.0	50	324	.6	2.5	72	338	.9	3.7	62	366	.8	3.8	13	185	.2	2.5
4-Book	38	760	.5	2.8	50	368	.6	2.4	58	367	.7	2.9	50	383	.6	2.9	18	207	.3	3.5
SP '04	34	635	.4	2.5	31	263	.4	1.5	51	282	.6	2.6	52	291	.7	3.1	28	163	.4	5.1
KPLM-FM																				
SP '05	7	113	.1	.5	13	96	.2	.6	13	67	.2	.6	8	67	.1	.4	1	27		.2
WI '05	2	49		.1	3	26		.1	2	15		.1	6	40	.1	.3	2	14		.4
FA '04	**	**	**	**	**	**	**	**	**	**	**	**	**	**	**	**	**	**	**	**
SU '04	**	**	**	**	**	**	**	**	**	**	**	**	**	**	**	**	**	**	**	**
4-Book	**	**	**	**	**	**	**	**	**	**	**	**	**	**	**	**	**	**	**	**
SP '04	9	73	.1	.7	7	12	.1	.3	11	32	.1	.6	13	54	.2	.8	7	24	.1	1.3
KPWR-FM																				
SP '05	17	537	.2	1.2	27	236	.3	1.3	19	256	.2	.9	24	298	.3	1.3	10	186	.1	1.9
WI '05	21	486	.2	1.5	43	216	.5	2.0	31	199	.4	1.5	28	293	.3	1.5	9	125	.1	1.8
FA '04	13	501	.2	.9	24	224	.3	1.1	14	231	.2	.7	18	239	.2	1.0	6	144	.1	1.1
SU '04	12	455	.2	.9	26	205	.3	1.3	12	183	.2	.6	17	245	.2	1.1	3	114		.6
4-Book	16	495	.2	1.1	30	220	.4	1.4	19	217	.3	.9	22	269	.3	1.2	7	142	.1	1.4
SP '04	10	407	.1	.7	12	153	.2	.6	13	155	.2	.7	11	173	.1	.7	5	78	.1	.9
KRCV-FM																				
SP '05	9	187	.1	.6	11	77	.1	.5	15	113	.2	.7	7	86	.1	.4	2	37		.4
WI '05	8	105	.1	.6	14	59	.2	.6	12	49	.1	.6	8	59	.1	.4	5	34	.1	1.0
FA '04	**	**	**	**	**	**	**	**	**	**	**	**	**	**	**	**	**	**	**	**
SU '04	12	123	.2	.9	23	70	.3	1.2	19	75	.2	1.0	11	39	.1	.7	6	26	.1	1.2
4-Book	**	**	**	**	**	**	**	**	**	**	**	**	**	**	**	**	**	**	**	**
SP '04	5	110	.1	.4	6	51	.1	.3	5	44	.1	.3	6	39	.1	.4	7	33	.1	1.3
KROQ-FM																				
SP '05	11	500	.1	.8	21	222	.2	1.0	12	210	.1	.6	16	197	.2	.9	3	109		.6
WI '05	31	624	.4	2.2	49	328	.6	2.3	38	285	.4	1.9	42	375	.5	2.3	14	126	.2	2.8
FA '04	28	610	.3	2.0	53	346	.6	2.5	46	297	.5	2.3	30	327	.4	1.7	12	106	.1	2.1
SU '04	24	568	.3	1.8	46	254	.6	2.3	34	211	.4	1.8	30	309	.4	1.9	3	106		.6
4-Book	24	576	.3	1.7	42	288	.5	2.0	33	251	.4	1.7	30	302	.4	1.7	8	112	.1	1.5
SP '04	21	447	.3	1.6	27	219	.3	1.3	28	228	.4	1.4	26	183	.3	1.6	14	126	.2	2.6
KRTH-FM																				
SP '05	13	411	.2	.9	25	177	.3	1.2	21	195	.2	1.0	12	179	.1	.7	3	77		.6
WI '05	11	510	.1	.8	9	152	.1	.4	20	217	.2	1.0	16	212	.2	.9	4	105		.8
FA '04	13	478	.2	.9	15	187	.2	.7	14	166	.2	.7	14	202	.2	.8	10	109	.1	1.8
SU '04	27	563	.3	2.1	30	251	.4	1.5	38	237	.5	2.0	37	274	.5	2.3	10	133	.1	2.0
4-Book	16	491	.2	1.2	20	192	.3	1.0	23	204	.3	1.2	20	217	.3	1.2	7	106	.1	1.3
SP '04	16	466	.2	1.2	21	165	.3	1.0	18	168	.2	.9	22	218	.3	1.3	6	68	.1	1.1
KSCA-FM																				
SP '05	40	573	.5	2.8	102	437	1.2	4.7	48	294	.6	2.4	49	286	.6	2.7	6	68	.1	1.1
WI '05	50	787	.6	3.5	116	421	1.4	5.3	61	440	.7	3.0	56	347	.7	3.1	7	92	.1	1.4
FA '04	59	667	.7	4.3	128	448	1.5	6.1	87	406	1.0	4.4	51	257	.6	2.9	18	168	.2	3.2
SU '04	44	613	.6	3.4	102	367	1.3	5.1	56	344	.7	2.9	42	263	.5	2.6	9	80	.1	1.8
4-Book	48	660	.6	3.5	112	418	1.4	5.3	63	371	.8	3.2	50	288	.6	2.8	10	102	.1	1.9
SP '04	45	655	.6	3.3	114	418	1.4	5.6	50	301	.6	2.6	36	271	.5	2.2	7	75	.1	1.3
KSSE-FM																				
SP '05	18	280	.2	1.3	32	161	.4	1.5	27	142	.3	1.3	24	146	.3	1.3	3	34		.6
WI '05	13	273	.2	.9	22	123	.3	1.0	21	149	.2	1.0	18	153	.2	1.0	3	48		.6
FA '04	9	250	.1	.7	18	128	.2	.9	12	111	.1	.6	11	112	.1	.6	2	35		.4
SU '04	14	277	.2	1.1	22	152	.3	1.1	19	141	.2	1.0	18	145	.2	1.1	9	71	.1	1.8
4-Book	14	270	.2	1.0	24	141	.3	1.1	20	136	.2	1.0	18	139	.2	1.0	4	47		.9
SP '04	15	244	.2	1.1	27	138	.3	1.3	21	120	.3	1.1	15	114	.2	.9	3	99		.5

** Station(s) not reported this survey.

* Listener estimates adjusted for reported broadcast schedule.

+ Station(s) changed call letters - see Page 13.

4-Book: Avg. of current and previous 3 surveys.
2-Book: Avg. of most recent 2 surveys.

Target Listener Trends

Persons 25-54

	Monday-Sunday 6AM-MID				Monday-Friday 6AM-10AM				Monday-Friday 10AM-3PM				Monday-Friday 3PM-7PM				Monday-Friday 7PM-MID			
	AQH (00)	Cume (00)	AQH Rtg	AQH Shr	AQH (00)	Cume (00)	AQH Rtg	AQH Shr	AQH (00)	Cume (00)	AQH Rtg	AQH Shr	AQH (00)	Cume (00)	AQH Rtg	AQH Shr	AQH (00)	Cume (00)	AQH Rtg	AQH Shr
KTWV-FM																				
SP '05	29	483	.3	2.1	40	250	.5	1.9	37	233	.4	1.8	43	290	.5	2.3	10	110	.1	1.9
WI '05	40	604	.5	2.8	62	308	.7	2.8	77	315	.9	3.8	45	356	.5	2.5	10	154	.1	2.0
FA '04	39	553	.5	2.8	56	274	.7	2.7	69	274	.8	3.5	53	291	.6	3.0	14	165	.2	2.5
SU '04	38	617	.5	2.9	40	258	.5	2.0	69	363	.9	3.6	49	385	.6	3.0	14	167	.2	2.7
4-Book	37	564	.5	2.7	50	273	.6	2.4	63	296	.8	3.2	48	331	.6	2.7	12	149	.2	2.3
SP '04	26	465	.3	1.9	32	237	.4	1.6	42	194	.5	2.1	24	195	.3	1.4	15	100	.2	2.7
KWVE-FM																				
SP '05	16	317	.2	1.1	36	199	.4	1.7	16	164	.2	.8	24	197	.3	1.3	2	63		.4
WI '05	27	405	.3	1.9	38	251	.4	1.7	30	212	.4	1.5	36	198	.4	2.0	15	86	.2	3.0
FA '04	26	441	.3	1.9	38	257	.4	1.8	32	230	.4	1.6	33	280	.4	1.9	13	129	.2	2.3
SU '04	22	401	.3	1.7	42	229	.5	2.1	26	138	.3	1.3	29	214	.4	1.8	12	122	.2	2.3
4-Book	23	391	.3	1.7	39	234	.4	1.8	26	186	.3	1.3	31	222	.4	1.8	11	100	.2	2.0
SP '04	25	440	.3	1.9	47	262	.6	2.3	26	180	.3	1.3	28	234	.4	1.7	11	78	.1	2.0
KYSR-FM																				
SP '05	8	229	.1	.6	10	110	.1	.5	14	111	.2	.7	13	139	.2	.7	3	68		.6
WI '05	12	364	.1	.9	18	150	.2	.8	13	183	.2	.6	16	182	.2	.9	4	57		.8
FA '04	6	228	.1	.4	9	118	.1	.4	11	110	.1	.6	10	99	.1	.6	1	44		.2
SU '04	12	290	.2	.9	8	86	.1	.4	14	125	.2	.7	12	138	.2	.7	3	60		.6
4-Book	10	278	.1	.7	11	116	.1	.5	13	132	.2	.7	13	140	.2	.7	3	57		.6
SP '04	9	268	.1	.7	16	129	.2	.8	15	117	.2	.8	8	107	.1	.5	3	49		.5
KZLA-FM																				
SP '05	9	309	.1	.6	15	140	.2	.7	9	107	.1	.4	13	138	.2	.7	1	35		.2
WI '05	13	440	.2	.9	18	209	.2	.8	11	124	.1	.5	17	210	.2	.9	5	108	.1	1.0
FA '04	14	348	.2	1.0	23	153	.3	1.1	25	165	.3	1.3	20	232	.2	1.1	2	61		.4
SU '04	17	408	.2	1.3	16	180	.2	.8	23	209	.3	1.2	23	236	.3	1.4	8	99	.1	1.6
4-Book	13	376	.2	1.0	18	171	.2	.9	17	151	.2	.9	18	204	.2	1.0	4	76	.1	.8
SP '04	24	390	.3	1.8	34	212	.4	1.7	36	179	.5	1.8	33	228	.4	2.0	6	124	.1	1.1
TOTALS																				
SP '05	1414	8081	16.6		2153	6773	25.3		2041	6377	24.0		1833	6843	21.5		526	3882	6.2	
WI '05	1410	8199	16.6		2176	6984	25.5		2038	6409	23.9		1807	6939	21.2		504	3494	5.9	
FA '04	1376	8125	16.2		2095	6929	24.6		1999	6334	23.5		1782	6852	20.9		571	3771	6.7	
SU '04	1303	7610	16.4		1985	6353	24.9		1942	5985	24.4		1616	6321	20.3		512	3615	6.4	
4-Book	1376	8004	16.5		2102	6760	25.1		2005	6276	24.0		1760	6739	21.0		528	3691	6.3	
SP '04	1350	7583	17.0		2046	6452	25.7		1960	5895	24.6		1670	6294	21.0		547	3713	6.9	

** Station(s) not reported this survey.

* Listener estimates adjusted for reported broadcast schedule.

+ Station(s) changed for letters - see Page 13.

4-Book: Avg. of current and previous 3 surveys.
2-Book: Avg. of most recent 2 surveys.

Target Listener Trends - Persons 25-54

Target Listener Estimates

Persons 25-54																				
Monday-Friday 6AM-7PM				Weekend 6AM-MID				Saturday 6AM-10AM				Saturday 10AM-3PM				Saturday 3PM-7PM				
AQH (00)	Cume (00)	AQH Rtg	AQH Shr	AQH (00)	Cume (00)	AQH Rtg	AQH Shr	AQH (00)	Cume (00)	AQH Rtg	AQH Shr	AQH (00)	Cume (00)	AQH Rtg	AQH Shr	AQH (00)	Cume (00)	AQH Rtg	AQH Shr	
KAEH-FM																				
SP '05	20	181	.2	1.0	7	99	.1	.7	11	35	.1	.9	15	42	.2	1.0	8	28	.1	.7
4-Book	19	194	.2	1.0	10	124	.1	1.1	18	47	.2	1.6	22	58	.3	1.4	11	39	.1	1.0
KATY-FM																				
SP '05	28	239	.3	1.4	10	104	.1	1.1	6	21	.1	.5	21	67	.2	1.3	9	35	.1	.8
4-Book	**	**	**	**	**	**	**	**	**	**	**	**	**	**	**	**	**	**	**	**
KCAL-AM																				
SP '05	16	91	.2	.8	14	88	.2	1.5	26	48	.3	2.1	27	56	.3	1.7	15	31	.2	1.3
4-Book	**	**	**	**	**	**	**	**	**	**	**	**	**	**	**	**	**	**	**	**
KCAL-FM																				
SP '05	61	672	.7	3.0	31	335	.4	3.3	28	100	.3	2.3	42	133	.5	2.7	36	117	.4	3.1
4-Book	68	764	.8	3.5	37	409	.5	4.1	34	117	.4	3.1	65	202	.8	4.2	52	140	.6	4.6
KCXX-FM																				
SP '05	49	421	.6	2.4	29	296	.3	3.1	29	102	.3	2.4	63	154	.7	4.0	22	73	.3	1.9
4-Book	34	419	.4	1.7	18	245	.2	1.9	14	56	.2	1.3	31	105	.4	2.0	20	66	.3	1.8
+KDAI-FM																				
SP '05	28	284	.3	1.4	12	192	.1	1.3	10	35	.1	.8	22	90	.3	1.4	27	81	.3	2.3
4-Book	**	**	**	**	**	**	**	**	**	**	**	**	**	**	**	**	**	**	**	**
KDIF-AM																				
SP '05	18	157	.2	.9	12	91	.1	1.3	17	55	.2	1.4	24	50	.3	1.5	13	29	.2	1.1
4-Book	**	**	**	**	**	**	**	**	**	**	**	**	**	**	**	**	**	**	**	**
KEZY-AM																				
SP '05	10	46	.1	.5	9	45	.1	.9	5	14	.1	.4	15	20	.2	1.0	8	13	.1	.7
4-Book	17	78	.2	.9	9	52	.1	1.0	11	26	.2	1.0	15	28	.2	.9	10	17	.1	.8
KFRG-FM																				
SP '05	115	993	1.4	5.7	58	604	.7	6.1	75	212	.9	6.2	129	317	1.5	8.2	87	253	1.0	7.5
4-Book	110	999	1.3	5.6	52	593	.6	5.7	57	186	.7	5.2	112	323	1.4	7.3	69	213	.8	6.1
KGGI-FM																				
SP '05	111	1313	1.3	5.5	66	791	.8	6.9	65	241	.8	5.3	88	260	1.0	5.6	71	181	.8	6.1
4-Book	103	1283	1.2	5.3	59	738	.7	6.5	57	209	.7	5.2	76	249	.9	5.0	68	213	.8	6.0
KOLA-FM																				
SP '05	76	790	.9	3.8	34	401	.4	3.6	43	136	.5	3.5	62	159	.7	3.9	23	75	.3	2.0
4-Book	77	720	.9	3.9	31	361	.4	3.4	38	128	.5	3.5	63	164	.8	4.1	32	103	.4	2.9
KTDD-AM																				
SP '05	6	39	.1	.3	2	15	.2	.2	6	8	.1	.5	8	15	.1	.5				
4-Book	4	38	.1	.2	2	20	.2	.2	2	6	.2	.2	5	11	.1	.3	2	3		.2
KWIE-FM																				
SP '05	49	684	.6	2.4	28	388	.3	2.9	33	88	.4	2.7	50	125	.6	3.2	50	151	.6	4.3
4-Book	38	591	.5	1.9	27	342	.3	2.9	27	89	.3	2.4	38	127	.5	2.5	36	118	.5	3.2
KXRS-FM																				
SP '05	20	134	.2	1.0	9	81	.1	.9	17	41	.2	1.4	15	33	.2	1.0	13	24	.2	1.1
4-Book	14	111	.2	.7	6	70	.1	.6	10	27	.1	.9	8	25	.1	.5	6	15	.1	.6
KXSB-FM																				
SP '05	43	381	.5	2.1	15	174	.2	1.6	17	57	.2	1.4	18	49	.2	1.1	30	68	.4	2.6
4-Book	39	360	.5	2.0	19	201	.2	2.0	17	49	.2	1.6	37	91	.5	2.3	24	67	.3	2.1
KABC-AM																				
SP '05	9	84	.1	.4	1	28	.1	.1	9	28	.1	.7	2	21	.1	.1				
4-Book	9	111	.1	.5	2	30	.3	.3	3	11	.3	.3	5	15	.1	.3	4	15	.1	.4
KBIG-FM																				
SP '05	50	458	.6	2.5	18	247	.2	1.9	10	37	.1	.8	34	107	.4	2.2	26	92	.3	2.2
4-Book	38	397	.5	1.9	14	203	.2	1.6	14	41	.2	1.3	27	76	.3	1.7	16	57	.2	1.4

** Station(s) not reported this survey.

* Listener estimates adjusted for reported broadcast schedule.

+ Station(s) changed call letters - see Page 13.

4-Book: Avg. of current and previous 3 surveys.
2-Book: Avg. of most recent 2 surveys.

Target Listener Estimates

Persons 25-54

	Monday-Friday 6AM-7PM				Weekend 6AM-MID				Saturday 6AM-10AM				Saturday 10AM-3PM				Saturday 3PM-7PM			
	AQH (00)	Cume (00)	AQH Rtg	AQH Shr	AQH (00)	Cume (00)	AQH Rtg	AQH Shr	AQH (00)	Cume (00)	AQH Rtg	AQH Shr	AQH (00)	Cume (00)	AQH Rtg	AQH Shr	AQH (00)	Cume (00)	AQH Rtg	AQH Shr
KCBS-FM																				
SP '05	76	919	.9	3.8	52	534	.6	5.5	37	131	.4	3.0	77	234	.9	4.9	71	174	.8	6.1
4-Book	63	714	.8	3.2	33	392	.4	3.7	31	111	.4	2.8	61	194	.7	4.0	56	155	.7	4.9
KFI -AM																				
SP '05	120	863	1.4	6.0	20	309	.2	2.1	40	119	.5	3.3	14	63	.2	.9	15	58	.2	1.3
4-Book	124	1003	1.5	6.4	28	365	.3	3.1	66	164	.8	6.1	35	132	.4	2.3	23	72	.3	2.0
KFVB-AM																				
SP '05	5	98	.1	.2	1	21	**	.1	1	8	**	.1	**	**	**	**	**	8	**	**
4-Book	**	**	**	**	**	**	**	**	**	**	**	**	**	**	**	**	**	**	**	**
KHHT-FM																				
SP '05	53	523	.6	2.6	29	386	.3	3.1	34	86	.4	2.8	39	148	.5	2.5	30	122	.4	2.6
4-Book	52	565	.6	2.7	31	337	.4	3.5	32	100	.4	3.1	51	143	.6	3.3	45	124	.6	4.1
KIIS-FM																				
SP '05	40	692	.5	2.0	30	447	.4	3.2	27	107	.3	2.2	54	182	.6	3.4	37	159	.4	3.2
4-Book	34	651	.4	1.8	20	349	.3	2.2	21	85	.3	2.0	38	157	.5	2.5	29	118	.3	2.6
KKBT-FM																				
SP '05	27	417	.3	1.3	11	224	.1	1.2	14	44	.2	1.2	16	61	.2	1.0	9	45	.1	.8
4-Book	33	448	.4	1.7	15	219	.2	1.7	19	49	.2	1.8	26	86	.3	1.7	21	67	.3	1.9
KLAC-AM																				
SP '05	13	144	.2	.6	2	34	**	.2	**	**	**	**	4	14	**	.3	6	20	.1	.5
4-Book	**	**	**	**	**	**	**	**	**	**	**	**	**	**	**	**	**	**	**	**
KLAX-FM																				
SP '05	37	386	.4	1.8	21	229	.2	2.2	53	124	.6	4.4	32	83	.4	2.0	31	87	.4	2.7
4-Book	32	336	.4	1.6	18	191	.2	2.0	33	75	.4	3.0	26	75	.3	1.7	20	50	.2	1.8
KLOS-FM																				
SP '05	72	666	.8	3.6	22	288	.3	2.3	23	76	.3	1.9	32	78	.4	2.0	12	35	.1	1.0
4-Book	67	655	.8	3.4	19	281	.2	2.1	23	70	.3	2.1	32	115	.4	2.1	28	77	.3	2.5
KLSX-FM																				
SP '05	53	411	.6	2.6	4	64		.4	8	8	.1	.7	6	22	.1	.4	8	30	.1	.7
4-Book	67	523	.8	3.4	5	90		.6	9	22	.1	.9	5	26	.1	.3	7	23	.1	.6
KLVE-FM																				
SP '05	79	707	.9	3.9	47	476	.6	4.9	73	195	.9	6.0	62	188	.7	3.9	49	109	.6	4.2
4-Book	69	721	.8	3.5	43	450	.6	4.7	54	147	.7	4.9	70	194	.8	4.5	43	108	.5	3.8
KLYY-FM																				
SP '05	104	875	1.2	5.2	53	525	.6	5.6	87	195	1.0	7.1	113	270	1.3	7.2	82	188	1.0	7.0
4-Book	92	858	1.1	4.7	51	533	.6	5.6	57	160	.7	5.0	94	251	1.1	6.1	60	161	.7	5.3
KMXE-AM																				
SP '05	12	70	.1	.6	2	31	**	.2	2	8	**	.2	2	6	**	.1	3	8	**	.3
4-Book	**	**	**	**	**	**	**	**	**	**	**	**	**	**	**	**	**	**	**	**
KMZT-FM																				
SP '05	3	89		.1	1	30		.1	1	6		.1	1	6		.1				
4-Book	8	93	.1	.4	3	55	.1	.4	7	12	.1	.6	4	15		.3				
KNX -AM																				
SP '05	29	356	.3	1.4	11	176	.1	1.2	24	54	.3	2.0	7	31	.1	.4	15	45	.2	1.3
4-Book	25	373	.3	1.3	10	165	.1	1.1	16	44	.2	1.4	13	45	.2	.8	13	46	.2	1.2
KOST-FM																				
SP '05	44	655	.5	2.2	24	417	.3	2.5	29	114	.3	2.4	38	149	.4	2.4	26	71	.3	2.2
4-Book	53	622	.6	2.7	25	330	.3	2.7	29	92	.3	2.6	51	148	.6	3.3	32	82	.4	2.8
KPLM-FM																				
SP '05	11	96	.1	.5	3	39	**	.3	4	8	**	.3	7	19	.1	.4	4	13	**	.3
4-Book	**	**	**	**	**	**	**	**	**	**	**	**	**	**	**	**	**	**	**	**

Target Listener Estimates - Persons 25-54

** Station(s) not reported this survey.

* Listener estimates adjusted for reported broadcast schedule.

+ Station(s) changed call letters - see Page 13.

4-Book: Avg. of current and previous 3 surveys.
2-Book: Avg. of most recent 2 surveys.

Target Listener Estimates

Persons 25-54																				
Monday-Friday 6AM-7PM				Weekend 6AM-MID				Saturday 6AM-10AM				Saturday 10AM-3PM				Saturday 3PM-7PM				
AQH (00)	Cume (00)	AQH Rtg	AQH Shr	AQH (00)	Cume (00)	AQH Rtg	AQH Shr	AQH (00)	Cume (00)	AQH Rtg	AQH Shr	AQH (00)	Cume (00)	AQH Rtg	AQH Shr	AQH (00)	Cume (00)	AQH Rtg	AQH Shr	
KPWR-FM																				
SP '05	23	478	.3	1.1	11	239	.1	1.2	11	52	.1	.9	25	96	.3	1.6	15	84	.2	1.3
4-Book	23	435	.3	1.2	9	186	.1	.9	8	38	.1	.7	18	77	.2	1.2	13	65	.2	1.1
KRCV-FM																				
SP '05	12	145	.1	.6	9	96	.1	.9	6	16	.1	.5	13	30	.2	.8	7	11	.1	.6
4-Book	**	**	**	**	**	**	**	**	**	**	**	**	**	**	**	**	**	**	**	**
KROQ-FM																				
SP '05	16	381	.2	.8	7	233	.1	.7	4	26	.3	.3	17	81	.2	1.1	12	68	.1	1.0
4-Book	34	491	.4	1.8	15	262	.2	1.7	13	57	.2	1.3	30	111	.4	1.9	22	85	.3	1.9
KRTH-FM																				
SP '05	19	346	.2	.9	8	185	.1	.8	11	41	.1	.9	21	85	.2	1.3	10	55	.1	.9
4-Book	21	390	.3	1.1	13	211	.2	1.4	12	40	.1	1.1	29	102	.4	1.9	17	65	.2	1.5
KSCA-FM																				
SP '05	65	547	.8	3.2	19	225	.2	2.0	55	122	.6	4.5	31	96	.4	2.0	9	18	.1	.8
4-Book	74	596	.9	3.8	28	318	.3	3.1	74	173	.9	7.0	40	118	.5	2.6	28	66	.3	2.5
KSSE-FM																				
SP '05	27	249	.3	1.3	10	143	.1	1.1	18	33	.2	1.5	19	65	.2	1.2	22	74	.3	1.9
4-Book	20	241	.3	1.0	8	108	.1	.9	9	23	.1	.8	16	48	.2	1.0	12	37	.2	1.0
KTWV-FM																				
SP '05	39	397	.5	1.9	23	272	.3	2.4	27	85	.3	2.2	38	102	.4	2.4	37	104	.4	3.2
4-Book	54	471	.7	2.8	22	305	.3	2.5	20	61	.3	1.8	43	139	.5	2.8	30	99	.4	2.7
KWVE-FM																				
SP '05	25	275	.3	1.2	9	127	.1	.9	22	66	.3	1.8	7	42	.1	.4	10	40	.1	.9
4-Book	32	345	.4	1.6	16	194	.2	1.8	21	65	.3	1.9	17	58	.2	1.1	14	50	.2	1.3
KYSR-FM																				
SP '05	12	195	.1	.6	4	111	.1	.4	4	7	.3	.3	6	45	.1	.4	5	22	.1	.4
4-Book	12	222	.1	.6	9	131	.1	1.0	6	21	.1	.5	14	49	.2	.9	13	36	.2	1.2
KZLA-FM																				
SP '05	12	223	.1	.6	7	163	.1	.7	14	65	.2	1.2	10	57	.1	.6	11	85	.1	.9
4-Book	18	306	.2	.9	11	175	.2	1.2	10	42	.1	.9	18	68	.2	1.2	18	66	.2	1.6
TOTALS																				
SP '05	2011	7966	23.6		950	6369	11.2		1217	3069	14.3		1577	3696	18.5		1167	2967	13.7	
4-Book	1959	7892	23.4		910	6126	10.9		1089	2848	13.0		1541	3712	18.4		1129	2845	13.5	

** Station(s) not reported this survey.

* Listener estimates adjusted for reported broadcast schedule.

+ Station(s) changed call letters - see Page 13.

4-Book: Avg. of current and previous 3 surveys.
2-Book: Avg. of most recent 2 surveys.

Target Listener Estimates

Persons 25-54

	Saturday 7PM-MID				Sunday 6AM-10AM				Sunday 10AM-3PM				Sunday 3PM-7PM				Sunday 7PM-MID				
	AQH (00)	Cume (00)	AQH Rtg	AQH Shr	AQH (00)	Cume (00)	AQH Rtg	AQH Shr	AQH (00)	Cume (00)	AQH Rtg	AQH Shr	AQH (00)	Cume (00)	AQH Rtg	AQH Shr	AQH (00)	Cume (00)	AQH Rtg	AQH Shr	
KAEH-FM SP '05 4-Book	2	9	.4		2	15	.3		6	21	.1	.5	8	19	.1	1.0	7	30	.1	1.5	
					8	21	.1	1.2	13	43	.2	1.1	9	23	.1	1.1	4	17		.8	
KATY-FM SP '05 4-Book	4	18		.7	10	26	.1	1.5	11	28	.1	1.0	17	53	.2	2.0	2	12		.4	
	**	**	**	**	**	**	**	**	**	**	**	**	**	**	**	**	**	**	**	**	**
KCAL-AM SP '05 4-Book	6	25	.1	1.0	5	26	.1	.7	26	64	.3	2.4	6	19	.1	.7	4	10		.9	
	**	**	**	**	**	**	**	**	**	**	**	**	**	**	**	**	**	**	**	**	**
KCAL-FM SP '05 4-Book	24	76	.3	4.2	21	56	.2	3.0	50	135	.6	4.6	28	105	.3	3.3	15	55	.2	3.2	
	29	83	.3	5.5	23	64	.3	3.3	45	129	.6	4.2	27	88	.3	3.4	16	59	.2	3.6	
KCXX-FM SP '05 4-Book	16	72	.2	2.8	20	41	.2	2.9	36	69	.4	3.3	34	80	.4	4.0	9	74	.1	1.9	
	17	55	.2	3.3	9	30	.1	1.3	20	56	.2	1.8	20	50	.2	2.4	9	36	.1	2.1	
+KDAI-FM SP '05 4-Book	10	59	.1	1.7	6	21	.1	.9	5	13	.1	.5	6	25	.1	.7	11	25	.1	2.4	
	**	**	**	**	**	**	**	**	**	**	**	**	**	**	**	**	**	**	**	**	**
KDIF-AM SP '05 4-Book	5	17	.1	.9	12	40	.1	1.7	10	24	.1	.9	1	6		.1	9	29	.1	1.9	
	**	**	**	**	**	**	**	**	**	**	**	**	**	**	**	**	**	**	**	**	**
KEZY-AM SP '05 4-Book	4	11		.8	5	14	.1	.7	18	34	.2	1.6	9	22	.1	1.1	6	8	.1	1.3	
					10	21	.1	1.5	13	28	.2	1.2	6	13	.1	.7	4	8	.1	.9	
KFRG-FM SP '05 4-Book	30	96	.4	5.2	33	122	.4	4.8	55	176	.6	5.0	36	136	.4	4.3	16	70	.2	3.5	
	26	92	.3	5.0	37	133	.5	5.5	70	216	.8	6.4	34	119	.4	4.2	12	54	.2	2.7	
KGGI-FM SP '05 4-Book	35	155	.4	6.1	34	153	.4	4.9	59	224	.7	5.4	92	260	1.1	10.9	82	218	1.0	17.7	
	40	143	.5	7.8	24	110	.3	3.6	57	204	.7	5.2	79	230	.9	9.7	70	169	.9	16.0	
KDLA-FM SP '05 4-Book	24	63	.3	4.2	31	104	.4	4.5	42	107	.5	3.8	26	87	.3	3.1	17	61	.2	3.7	
	14	49	.2	2.7	25	82	.3	3.7	43	115	.5	3.9	22	70	.3	2.7	10	43	.1	2.3	
KTDD-AM SP '05 4-Book					1	3		.1	2	6		.1	1	3		.1					
KWIE-FM SP '05 4-Book	17	91	.2	2.9	9	35	.1	1.3	37	108	.4	3.4	18	61	.2	2.1	12	74	.1	2.6	
	20	81	.3	3.8	17	55	.2	2.5	34	107	.4	3.2	24	76	.3	2.9	18	65	.2	4.1	
KXRS-FM SP '05 4-Book	7	20	.1	1.2	3	6		.4	3	18		.3	13	16	.2	1.5	1	5		.2	
	6	22	.1	1.0	5	16	.1	.7	3	16		.3	5	10	.1	.6	2	7		.4	
KXSB-FM SP '05 4-Book	14	35	.2	2.4	17	37	.2	2.5	11	37	.1	1.0	15	24	.2	1.8	2	13		.4	
	9	30	.1	1.7	14	34	.2	2.1	21	57	.3	2.0	19	43	.2	2.4	8	24	.1	1.9	
KABC-AM SP '05 4-Book	1	2		.2	1	2		.1	2	8		.2	2	8		.2	2	8		.4	
KBIG-FM SP '05 4-Book	19	74	.2	3.3	10	47	.1	1.5	19	43	.2	1.7	20	44	.2	2.4	6	30	.1	1.3	
	13	51	.2	2.4	11	41	.1	1.6	15	42	.2	1.4	13	43	.2	1.6	5	21	.1	1.2	

Target Listener Estimates - Persons 25-54

** Station(s) not reported this survey.

* Listener estimates adjusted for reported broadcast schedule.

+ Station(s) changed call letters - see Page 13.

4-Book: Avg. of current and previous 3 surveys.
2-Book: Avg. of most recent 2 surveys.

Target Listener Estimates

Persons 25-54																					
Saturday 7PM-MID				Sunday 6AM-10AM				Sunday 10AM-3PM				Sunday 3PM-7PM				Sunday 7PM-MID					
AQH (00)	Cume (00)	AQH Rtg	AQH Shr	AQH (00)	Cume (00)	AQH Rtg	AQH Shr	AQH (00)	Cume (00)	AQH Rtg	AQH Shr	AQH (00)	Cume (00)	AQH Rtg	AQH Shr	AQH (00)	Cume (00)	AQH Rtg	AQH Shr		
KCBS-FM																					
SP '05	35	87	.4	6.1	35	96	.4	5.1	68	216	.8	6.2	67	161	.8	8.0	25	88	.3	5.4	
4-Book	20	71	.3	3.9	18	59	.2	2.7	34	106	.4	3.1	30	91	.4	3.6	17	51	.2	3.8	
KFI -AM																					
SP '05	23	83	.3	4.0	19	58	.2	2.8	11	52	.1	1.0	18	35	.2	2.1	26	97	.3	5.6	
4-Book	16	59	.2	3.0	29	76	.3	4.3	22	76	.3	2.0	18	61	.2	2.2	22	63	.3	5.0	
KFWB-AM																					
SP '05								3	13		.3										
4-Book	**	**	**	**	**	**	**	**	**	**	**	**	**	**	**	**	**	**	**	**	
KHHT-FM																					
SP '05	20	86	.2	3.5	25	51	.3	3.6	22	77	.3	2.0	30	134	.4	3.6	29	64	.3	6.3	
4-Book	20	75	.2	3.9	15	41	.2	2.2	26	77	.3	2.4	30	93	.4	3.6	30	62	.4	6.8	
KIIS-FM																					
SP '05	24	104	.3	4.2	26	83	.3	3.8	46	151	.5	4.2	20	75	.2	2.4	7	47	.1	1.5	
4-Book	12	50	.1	2.2	13	46	.2	2.0	24	92	.3	2.2	16	57	.2	2.0	4	24	.1	.9	
KKBT-FM																					
SP '05	4	20	.7		10	45	.1	1.5	22	82	.3	2.0	10	63	.1	1.2	3	15		.6	
4-Book	9	30	.1	1.8	12	43	.2	1.8	19	58	.3	1.8	10	40	.1	1.2	3	17		.7	
KLAC-AM																					
SP '05	1	14	.2		1	6	.1		5	13	.1	.5									
4-Book	**	**	**	**	**	**	**	**	**	**	**	**	**	**	**	**	**	**	**	**	
KLAX-FM																					
SP '05	12	54	.1	2.1	12	41	.1	1.7	23	65	.3	2.1	7	24	.1	.8	4	11		.9	
4-Book	8	31	.1	1.4	14	33	.2	2.2	22	64	.3	2.1	18	46	.2	2.3	6	22	.1	1.4	
KLOS-FM																					
SP '05	14	29	.2	2.4	18	63	.2	2.6	36	154	.4	3.3	29	95	.3	3.4	8	34	.1	1.7	
4-Book	9	31	.1	1.7	11	47	.1	1.7	25	103	.3	2.3	21	63	.2	2.6	6	26	.1	1.4	
KLSX-FM																					
SP '05	4	22	.7		4	16	.6		2	15	.2		3	8	.4		1	6		.2	
4-Book	4	17	.1	.8	6	20	.1	.9	5	22	.1	.5	7	18	.1	.8	1	4		.1	
KLVE-FM																					
SP '05	48	166	.6	8.3	35	102	.4	5.1	61	152	.7	5.6	21	71	.2	2.5	21	98	.2	4.5	
4-Book	38	116	.5	7.3	34	91	.4	5.1	56	137	.7	5.2	25	74	.3	3.1	21	70	.3	4.8	
KLYY-FM																					
SP '05	14	72	.2	2.4	15	70	.2	2.2	49	127	.6	4.5	45	99	.5	5.4	22	63	.3	4.8	
4-Book	26	82	.3	5.1	28	89	.3	4.0	71	183	.8	6.4	48	111	.6	6.0	23	66	.3	5.3	
KMXE-AM																					
SP '05	1	6	.2		1	6	.1		2	11	.2							1	5		.2
4-Book	**	**	**	**	**	**	**	**	**	**	**	**	**	**	**	**	**	**	**	**	
KMZT-FM																					
SP '05	1	9	.2		3	8	.4		3	13	.3							1	7		.2
4-Book	2	10	.4		4	12	.5		3	16	.3		5	13	.1	.7		1	7		.2
KNX -AM																					
SP '05	13	35	.2	2.2	18	71	.2	2.6	7	35	.1	.6	7	15	.1	.8	4	27		.9	
4-Book	4	15	.1	.8	12	40	.1	1.7	17	53	.2	1.5	7	25	.1	.8	3	18		.7	
KOST-FM																					
SP '05	18	86	.2	3.1	21	80	.2	3.0	25	103	.3	2.3	18	71	.2	2.1	19	81	.2	4.1	
4-Book	13	59	.2	2.4	19	64	.2	2.7	30	101	.4	2.8	17	61	.2	2.0	10	44	.1	2.1	
KPLM-FM																					
SP '05					2	6	.3		3	19	.3		2	13	.2		1	7		.2	
4-Book	**	**	**	**	**	**	**	**	**	**	**	**	**	**	**	**	**	**	**	**	

** Station(s) not reported this survey.

* Listener estimates adjusted for reported broadcast schedule.

+ Station(s) changed call letters - see Page 13.

4-Book: Avg. of current and previous 3 surveys.
2-Book: Avg. of most recent 2 surveys.

Target Listener Estimates

Persons 25-54

	Saturday 7PM-MID				Sunday 6AM-10AM				Sunday 10AM-3PM				Sunday 3PM-7PM				Sunday 7PM-MID			
	AQH (00)	Cume (00)	AQH Rtg	AQH Shr	AQH (00)	Cume (00)	AQH Rtg	AQH Shr	AQH (00)	Cume (00)	AQH Rtg	AQH Shr	AQH (00)	Cume (00)	AQH Rtg	AQH Shr	AQH (00)	Cume (00)	AQH Rtg	AQH Shr
KPWR-FM																				
SP '05	17	37	.2	2.9					4	14	.4	.4	13	58	.2	1.5	4	20		.9
4-Book	8	29	.1	1.4	3	16	.1	.5	5	21	.1	.5	10	47	.1	1.2	4	26	.1	1.0
KRCV-FM																				
SP '05	11	22	.1	1.9	8	15	.1	1.2	12	53	.1	1.1	6	25	.1	.7	9	22	.1	1.9
4-Book	**	**	**	**	**	**	**	**	**	**	**	**	**	**	**	**	**	**	**	**
KROQ-FM																				
SP '05	2	22		.3	3	34		.4	7	58	.1	.6	7	45	.1	.8	2	12		.4
4-Book	9	36	.1	1.7	7	34	.1	1.0	17	68	.2	1.5	15	45	.2	1.8	9	31	.1	2.0
KRTH-FM																				
SP '05	1	11		.2	2	24		.3	11	67	.1	1.0	2	21		.2	7	43	.1	1.5
4-Book	7	30	.1	1.3	6	27	.1	.9	14	51	.2	1.4	10	35	.1	1.3	9	35	.1	2.1
KSCA-FM																				
SP '05	8	30	.1	1.4	7	29	.1	1.0	27	81	.3	2.5	12	38	.1	1.4	2	6		.4
4-Book	11	37	.1	2.2	25	60	.3	3.7	29	85	.4	2.7	17	41	.2	2.0	3	15		.6
KSSE-FM																				
SP '05	2	11		.3	6	20	.1	.9	10	45	.1	.9	3	9		.4				
4-Book	4	13	.1	.7	4	12	.1	.5	10	30	.1	.9	6	21	.1	.8	3	9	.1	.6
KTWV-FM																				
SP '05	8	56	.1	1.4	15	62	.2	2.2	34	106	.4	3.1	20	56	.2	2.4	3	15		.6
4-Book	9	45	.1	1.6	14	55	.2	2.1	32	86	.4	2.9	26	75	.3	3.2	5	28	.1	1.0
KWVE-FM																				
SP '05	1	18		.2	13	51	.2	1.9	10	58	.1	.9	8	23	.1	1.0	3	17		.6
4-Book	7	31	.1	1.4	23	81	.3	3.5	21	92	.3	1.9	17	44	.2	2.1	12	40	.2	2.9
KYSR-FM																				
SP '05	7	26	.1	1.2					4	22		.4	9	47	.1	1.1	1	6		.2
4-Book	7	31	.1	1.4	4	13	.1	.6	13	46	.2	1.2	15	41	.2	1.9	2	15		.5
KZLA-FM																				
SP '05	7	47	.1	1.2	4	27		.6	7	57	.1	.6	4	22		.5				
4-Book	4	29	.1	.8	7	34	.1	1.1	18	68	.2	1.7	7	30	.1	.9	4	12		.9
TOTALS																				
SP '05	578	1944	6.8		689	2050	8.1		1091	2862	12.8		841	2188	9.9		462	1541	5.4	
4-Book	522	1641	6.2		676	1927	8.1		1083	2781	12.9		812	2057	9.7		437	1318	5.2	

Target Listener Estimates - Persons 25-54

** Station(s) not reported this survey.

* Listener estimates adjusted for reported broadcast schedule.

+ Station(s) changed call letters - see Page 13.

4-Book: Avg. of current and previous 3 surveys.
2-Book: Avg. of most recent 2 surveys.

Target Listener Trends

Persons 35-64																			
Monday-Sunday 6AM-MID				Monday-Friday 6AM-10AM				Monday-Friday 10AM-3PM				Monday-Friday 3PM-7PM				Monday-Friday 7PM-MID			
AQH (00)	Cume (00)	AQH Rtg	AQH Shr	AQH (00)	Cume (00)	AQH Rtg	AQH Shr	AQH (00)	Cume (00)	AQH Rtg	AQH Shr	AQH (00)	Cume (00)	AQH Rtg	AQH Shr	AQH (00)	Cume (00)	AQH Rtg	AQH Shr
KAEH-FM																			
SP '05	2	54	.2	4	29	.1	.2	8	6	.1	.4	4	21	.1	.3	1	11	.2	.2
WI '05	6	136	.1	7	64	.1	.4	7	57	.1	.4	7	85	.1	.5	1	25	.3	.3
FA '04	7	128	.1	14	46	.2	.8	10	96	.1	.6	7	60	.1	.5	2	38	.4	.4
SU '04	6	84	.1	10	15	.1	.6	7	53	.1	.4	9	46	.1	.6	1	22	.2	.2
4-Book	5	101	.1	9	39	.1	.5	6	53	.1	.4	7	53	.1	.5	1	24	.3	.3
SP '04	8	120	.1	7	56	.1	.4	15	65	.2	.9	10	74	.1	.7	4	26	.1	1.0
KATY-FM																			
SP '05	14	254	.2	16	145	.2	.9	25	144	.3	1.5	22	149	.3	1.4	4	57	.1	1.0
WI '05	18	203	.3	28	102	.4	1.5	40	132	.6	2.2	23	135	.3	1.5	1	26	.3	.3
FA '04	19	228	.3	30	141	.4	1.7	29	138	.4	1.7	27	141	.4	1.8	10	81	.1	2.1
SU '04	**	**	**	**	**	**	**	**	**	**	**	**	**	**	**	**	**	**	**
4-Book	**	**	**	**	**	**	**	**	**	**	**	**	**	**	**	**	**	**	**
SP '04	14	184	.2	27	104	.4	1.5	20	85	.3	1.1	13	94	.2	.9	3	43	.7	.7
KCAL-AM																			
SP '05	9	88	.1	11	50	.2	.6	12	46	.2	.7	11	47	.2	.7		13		
WI '05	11	122	.2	14	82	.2	.7	20	68	.3	1.1	15	78	.2	1.0	2	14	.5	.5
FA '04	4	93	.1	11	71	.2	.6	1	20		.1	2	13		.1	5	21	.1	1.1
SU '04	**	**	**	**	**	**	**	**	**	**	**	**	**	**	**	**	**	**	**
4-Book	**	**	**	**	**	**	**	**	**	**	**	**	**	**	**	**	**	**	**
SP '04	6	81	.1	9	31	.1	.5	8	46	.1	.5	3	37		.2	1	7	.2	.2
KCAL-FM																			
SP '05	24	414	.3	28	201	.4	1.6	29	205	.4	1.7	40	273	.6	2.6	15	128	.2	3.6
WI '05	28	528	.4	40	194	.6	2.1	48	292	.7	2.7	33	357	.5	2.2	6	102	.1	1.5
FA '04	24	515	.3	28	232	.4	1.6	35	278	.5	2.0	30	245	.4	2.0	8	143	.1	1.7
SU '04	32	477	.5	48	298	.7	2.8	53	257	.8	3.2	43	300	.6	3.1	8	81	.1	2.0
4-Book	27	484	.4	36	231	.5	2.0	41	258	.6	2.4	37	294	.5	2.5	9	114	.1	2.2
SP '04	38	502	.5	51	280	.7	2.8	57	273	.8	3.2	51	276	.7	3.6	15	122	.2	3.6
KCXX-FM																			
SP '05	18	284	.3	16	92	.2	.9	19	119	.3	1.1	26	178	.4	1.7	11	97	.2	2.7
WI '05	9	246	.1	10	98	.1	.5	14	135	.2	.8	18	172	.3	1.2	4	73	.1	1.0
FA '04	13	286	.2	19	136	.3	1.1	16	85	.2	.9	17	118	.2	1.2	7	83	.1	1.5
SU '04	7	226	.1	6	71	.1	.4	12	123	.2	.7	10	128	.1	.7	3	55	.7	.7
4-Book	12	261	.2	13	99	.2	.7	15	116	.2	.9	18	149	.3	1.2	6	77	.1	1.5
SP '04	7	200	.1	6	81	.1	.3	12	121	.2	.7	7	105	.1	.5	2	49	.5	.5
+KDAI-FM																			
SP '05	11	198	.2	10	85	.1	.6	19	128	.3	1.1	15	105	.2	1.0	7	43	.1	1.7
WI '05	6	52	.1	6	17	.1	.3	11	17	.2	.6	9	26	.1	.6		7		
FA '04	**	**	**	**	**	**	**	**	**	**	**	**	**	**	**	**	**	**	**
SU '04	**	**	**	**	**	**	**	**	**	**	**	**	**	**	**	**	**	**	**
4-Book	**	**	**	**	**	**	**	**	**	**	**	**	**	**	**	**	**	**	**
SP '04	7	112	.1	15	78	.2	.8	8	66	.1	.5	8	62	.1	.6	3	46	.7	.7
KDIF-AM																			
SP '05	14	182	.2	31	121	.4	1.7	14	94	.2	.8	12	94	.2	.8	6	47	.1	1.4
WI '05	8	102	.1	19	79	.3	1.0	16	45	.2	.9	5	32	.1	.3	2	25	.5	.5
FA '04	**	**	**	**	**	**	**	**	**	**	**	**	**	**	**	**	**	**	**
SU '04	13	109	.2	23	67	.3	1.4	28	71	.4	1.7	4	48	.1	.3	1	17	.2	.2
4-Book	**	**	**	**	**	**	**	**	**	**	**	**	**	**	**	**	**	**	**
SP '04	10	156	.1	23	78	.3	1.3	16	98	.2	.9	4	64	.1	.3	1	19	.2	.2
KEZY-AM																			
SP '05	5	67	.1	11	35	.2	.6	9	29	.1	.5	2	18		.1	1	13	.2	.2
WI '05	9	95	.1	9	51	.1	.5	13	57	.2	.7	9	32	.1	.6	6	38	.1	1.5
FA '04	3	65	.3	3	27	.2	.3	3	38		.2	6	38	.1	.4	2	10	.4	.4
SU '04	9	66	.1	21	46	.3	1.2	16	46	.2	1.0	5	48	.1	.4	3	21	.7	.7
4-Book	7	73	.1	11	40	.2	.6	10	43	.1	.6	6	34	.1	.4	3	21	.7	.7
SP '04	**	**	**	**	**	**	**	**	**	**	**	**	**	**	**	**	**	**	**

** Station(s) not reported this survey.

* Listener estimates adjusted for reported broadcast schedule.

+ Station(s) changed call letters - see Page 13.

4-Book: Avg. of current and previous 3 surveys.
2-Book: Avg. of most recent 2 surveys.

Target Listener Trends

Persons 35-64																				
Monday-Sunday 6AM-MID				Monday-Friday 6AM-10AM				Monday-Friday 10AM-3PM				Monday-Friday 3PM-7PM				Monday-Friday 7PM-MID				
AQH (00)	Cume (00)	AQH Rtg	AQH Shr	AQH (00)	Cume (00)	AQH Rtg	AQH Shr	AQH (00)	Cume (00)	AQH Rtg	AQH Shr	AQH (00)	Cume (00)	AQH Rtg	AQH Shr	AQH (00)	Cume (00)	AQH Rtg	AQH Shr	
KBIG-FM																				
SP '05	23	367	.3	2.0	34	186	.5	1.9	45	186	.6	2.6	31	218	.4	2.0	4	59	.1	1.0
WI '05	21	374	.3	1.8	36	220	.5	1.9	41	193	.6	2.3	21	218	.3	1.4	4	54	.1	1.0
FA '04	13	342	.2	1.1	17	159	.2	1.0	20	170	.3	1.2	13	110	.2	.9	6	79	.1	1.3
SU '04	22	352	.3	2.0	33	182	.5	1.9	42	157	.6	2.5	18	145	.3	1.3	10	72	.1	2.5
4-Book	20	359	.3	1.7	30	187	.4	1.7	37	177	.5	2.2	21	173	.3	1.4	6	66	.1	1.5
SP '04	18	372	.3	1.5	24	164	.3	1.3	30	164	.4	1.7	27	222	.4	1.9	6	96	.1	1.4
KCBS-FM																				
SP '05	47	831	.7	4.0	63	398	.9	3.5	65	447	.9	3.8	53	487	.7	3.5	14	201	.2	3.4
WI '05	38	695	.5	3.2	50	218	.7	2.7	62	359	.9	3.5	44	394	.6	2.9	18	179	.3	4.6
FA '04	36	654	.5	3.1	50	276	.7	2.8	72	354	1.0	4.2	47	399	.7	3.2	5	121	.1	1.1
SU '04	40	709	.6	3.6	50	306	.7	2.9	64	382	.9	3.9	47	427	.7	3.4	13	139	.2	3.2
4-Book	40	722	.6	3.5	53	300	.8	3.0	66	386	.9	3.9	48	427	.7	3.3	13	160	.2	3.1
SP '04	32	583	.5	2.7	34	243	.5	1.9	55	322	.8	3.1	51	362	.7	3.6	11	122	.2	2.6
KFI -AM																				
SP '05	104	1148	1.4	8.9	205	783	2.9	11.4	156	662	2.2	9.1	145	648	2.0	9.5	39	273	.5	9.4
WI '05	102	1223	1.4	8.6	177	806	2.5	9.5	145	662	2.0	8.1	165	865	2.3	10.8	35	200	.5	9.0
FA '04	88	1197	1.2	7.6	177	765	2.5	10.0	134	754	1.9	7.8	115	720	1.6	7.8	25	255	.3	5.3
SU '04	80	1046	1.1	7.2	148	685	2.1	8.7	127	669	1.8	7.7	113	582	1.6	8.1	34	173	.5	8.4
4-Book	94	1154	1.3	8.1	177	760	2.5	9.9	141	687	2.0	8.2	135	704	1.9	9.1	33	225	.5	8.0
SP '04	90	997	1.3	7.6	178	674	2.5	9.7	137	592	2.0	7.8	111	594	1.6	7.8	30	257	.4	7.1
KFVB-AM																				
SP '05	3	144	.3	.3	6	69	.1	.3	4	87	.1	.2	6	66	.1	.4		8		
WI '05	**	**	**	**	**	**	**	**	**	**	**	**	**	**	**	**	**	**	**	**
FA '04	5	164	.1	.4	5	56	.1	.3	6	66	.1	.4	8	83	.1	.5	2	25	.4	.4
SU '04	6	193	.1	.5	6	79	.1	.4	6	87	.1	.4	16	129	.2	1.2	5	66	.1	1.2
4-Book	**	**	**	**	**	**	**	**	**	**	**	**	**	**	**	**	**	**	**	**
SP '04	4	115	.1	.3	6	52	.1	.3	5	41	.1	.3	6	53	.1	.4	2	14		.5
KHHT-FM																				
SP '05	36	436	.5	3.1	45	255	.6	2.5	54	275	.8	3.2	55	335	.8	3.6	22	154	.3	5.3
WI '05	40	529	.6	3.4	52	282	.7	2.8	52	294	.7	2.9	62	311	.9	4.0	23	183	.3	5.9
FA '04	34	496	.5	2.9	29	252	.4	1.6	36	278	.5	2.1	44	278	.6	3.0	21	169	.3	4.4
SU '04	24	411	.3	2.2	25	214	.4	1.5	36	237	.5	2.2	29	200	.4	2.1	16	133	.2	4.0
4-Book	34	468	.5	2.9	38	251	.5	2.1	45	271	.6	2.6	48	281	.7	3.2	21	160	.3	4.9
SP '04	23	471	.3	1.9	33	237	.5	1.8	36	258	.5	2.0	23	221	.3	1.6	10	112	.1	2.4
KIIS-FM																				
SP '05	16	488	.2	1.4	27	250	.4	1.5	15	188	.2	.9	24	239	.3	1.6	4	114	.1	1.0
WI '05	15	427	.2	1.3	26	220	.4	1.4	24	229	.3	1.3	18	224	.3	1.2	3	69		.8
FA '04	13	409	.2	1.1	20	213	.3	1.1	16	208	.2	.9	18	201	.3	1.2	4	113	.1	.8
SU '04	13	395	.2	1.2	14	158	.2	.8	16	182	.2	1.0	18	159	.3	1.3	6	121	.1	1.5
4-Book	14	430	.2	1.3	22	210	.3	1.2	18	202	.2	1.0	20	206	.3	1.3	4	104	.1	1.0
SP '04	17	469	.2	1.4	32	224	.5	1.7	16	205	.2	.9	23	238	.3	1.6	6	109	.1	1.4
KBFT-FM																				
SP '05	14	309	.2	1.2	36	180	.5	2.0	15	186	.2	.9	9	135	.1	.6	6	55	.1	1.4
WI '05	20	362	.3	1.7	54	273	.8	2.9	14	77	.2	.8	25	163	.3	1.6	8	62	.1	2.0
FA '04	14	313	.2	1.2	38	182	.5	2.1	10	145	.1	.6	15	161	.2	1.0	7	85	.1	1.5
SU '04	12	222	.2	1.1	25	106	.4	1.5	14	119	.2	.8	12	107	.2	.9	5	41	.1	1.2
4-Book	15	302	.2	1.3	38	185	.6	2.1	13	132	.2	.8	15	142	.2	1.0	7	61	.1	1.5
SP '04	16	279	.2	1.4	42	215	.6	2.3	14	75	.2	.8	18	120	.3	1.3	4	79	.1	1.0
KLAC-AM																				
SP '05	6	161	.1	.5	7	64	.1	.4	16	106	.2	.9	9	75	.1	.6	1	26		.2
WI '05	5	112	.1	.4	5	31	.1	.3	8	29	.1	.4	8	71	.1	.5	2	24		.5
FA '04	4	95	.1	.3	6	30	.1	.3	12	41	.2	.7	2	29		.1	2	36		.4
SU '04	**	**	**	**	**	**	**	**	**	**	**	**	**	**	**	**	**	**	**	**
4-Book	**	**	**	**	**	**	**	**	**	**	**	**	**	**	**	**	**	**	**	**
SP '04	3	144		.3	4	36	.1	.2	3	39		.2	3	45		.2	1	23		.2

** Station(s) not reported this survey.

* Listener estimates adjusted for reported broadcast schedule.

+ Station(s) changed call letters - see Page 13.

4-Book: Avg. of current and previous 3 surveys.
2-Book: Avg. of most recent 2 surveys.

Target Listener Trends

Persons 35-64

Target Listener Trends - Persons 35-64

	Monday-Sunday 6AM-MID				Monday-Friday 6AM-10AM				Monday-Friday 10AM-3PM				Monday-Friday 3PM-7PM				Monday-Friday 7PM-MID			
	AQH (00)	Cume (00)	AQH Rtg	AQH Shr	AQH (00)	Cume (00)	AQH Rtg	AQH Shr	AQH (00)	Cume (00)	AQH Rtg	AQH Shr	AQH (00)	Cume (00)	AQH Rtg	AQH Shr	AQH (00)	Cume (00)	AQH Rtg	AQH Shr
KLAX-FM																				
SP '05	18	314	.3	1.5	32	169	.4	1.8	24	170	.3	1.4	19	135	.3	1.2	6	62	.1	1.4
WI '05	14	204	.2	1.2	30	117	.4	1.6	15	110	.2	.8	18	113	.3	1.2	5	54	.1	1.3
FA '04	15	190	.2	1.3	20	86	.3	1.1	17	103	.2	1.0	16	104	.2	1.1	11	55	.2	2.3
SU '04	16	276	.2	1.4	33	160	.5	1.9	13	124	.2	.8	20	101	.3	1.4	7	44	.1	1.7
4-Book	16	246	.2	1.4	29	133	.4	1.6	17	127	.2	1.0	18	113	.3	1.2	7	54	.1	1.7
SP '04	33	349	.5	2.8	71	241	1.0	3.9	38	217	.5	2.2	29	160	.4	2.0	12	106	.2	2.9
KLOS-FM																				
SP '05	46	677	.6	3.9	94	417	1.3	5.2	66	303	.9	3.9	54	400	.8	3.5	12	110	.2	2.9
WI '05	43	655	.6	3.6	111	411	1.5	5.9	56	265	.8	3.1	43	320	.6	2.8	17	105	.2	4.3
FA '04	38	680	.5	3.3	76	390	1.1	4.3	62	320	.9	3.6	43	332	.6	2.9	11	122	.2	2.3
SU '04	35	659	.5	3.1	87	312	1.2	5.1	45	258	.6	2.7	31	249	.4	2.2	10	132	.1	2.5
4-Book	41	668	.6	3.5	92	383	1.3	5.1	57	287	.8	3.3	43	325	.6	2.9	13	117	.2	3.0
SP '04	38	648	.5	3.2	100	410	1.4	5.5	45	306	.6	2.6	48	320	.7	3.4	9	105	.1	2.1
KLSX-FM																				
SP '05	15	233	.2	1.3	24	99	.3	1.3	39	127	.5	2.3	16	78	.2	1.0	2	25		.5
WI '05	28	399	.4	2.4	47	195	.7	2.5	54	211	.8	3.0	50	271	.7	3.3	5	99	.1	1.3
FA '04	35	488	.5	3.0	58	217	.8	3.3	60	258	.8	3.5	65	327	.9	4.4	10	77	.1	2.1
SU '04	15	330	.2	1.3	39	189	.6	2.3	23	186	.3	1.4	22	138	.3	1.6	2	50		.5
4-Book	23	363	.3	2.0	42	175	.6	2.4	44	196	.6	2.6	38	204	.5	2.6	5	63	.1	1.1
SP '04	27	360	.4	2.3	50	148	.7	2.7	34	163	.5	1.9	50	245	.7	3.5	11	96	.2	2.6
KLVE-FM																				
SP '05	40	579	.6	3.4	61	311	.8	3.4	57	304	.8	3.3	43	275	.6	2.8	18	173	.3	4.3
WI '05	23	475	.3	1.9	35	236	.5	1.9	27	242	.4	1.5	28	221	.4	1.8	10	118	.1	2.6
FA '04	35	585	.5	3.0	56	269	.8	3.2	51	284	.7	3.0	44	288	.6	3.0	14	148	.2	3.0
SU '04	38	525	.5	3.4	60	295	.9	3.5	53	303	.8	3.2	44	243	.6	3.2	17	198	.2	4.2
4-Book	34	541	.5	2.9	53	278	.8	3.0	47	283	.7	2.8	40	257	.6	2.7	15	159	.2	3.5
SP '04	38	582	.5	3.2	52	262	.7	2.8	57	299	.8	3.2	56	352	.8	3.9	18	211	.3	4.3
KLYY-FM																				
SP '05	48	663	.7	4.1	57	310	.8	3.2	90	394	1.3	5.3	54	323	.8	3.5	9	153	.1	2.2
WI '05	53	701	.7	4.5	69	347	1.0	3.7	88	472	1.2	4.9	59	361	.8	3.8	16	122	.2	4.1
FA '04	31	537	.4	2.7	23	224	.3	1.3	54	321	.8	3.2	32	263	.4	2.2	23	184	.3	4.9
SU '04	39	578	.6	3.5	44	264	.6	2.6	71	356	1.0	4.3	44	309	.6	3.2	14	147	.2	3.5
4-Book	43	620	.6	3.7	48	286	.7	2.7	76	386	1.1	4.4	47	314	.7	3.2	16	152	.2	3.7
SP '04	57	744	.8	4.8	62	352	.9	3.4	96	497	1.4	5.5	75	370	1.1	5.3	19	164	.3	4.5
KMXE-AM																				
SP '05	11	90	.2	.9	16	56	.2	.9	22	51	.3	1.3	15	50	.2	1.0	2	25		.5
WI '05	**	**	**	**	**	**	**	**	**	**	**	**	**	**	**	**	**	**	**	**
FA '04	12	117	.2	1.0	12	63	.2	.7	21	97	.3	1.2	11	67	.2	.7	9	28	.1	1.9
SU '04	**	**	**	**	**	**	**	**	**	**	**	**	**	**	**	**	**	**	**	**
4-Book	**	**	**	**	**	**	**	**	**	**	**	**	**	**	**	**	**	**	**	**
SP '04	6	84	.1	.5	10	53	.1	.5	10	66	.1	.6	6	21	.1	.4	3	13		.7
KMZT-FM																				
SP '05	7	141	.1	.6	3	49		.2	12	81	.2	.7	12	73	.2	.8	5	46	.1	1.2
WI '05	9	127	.1	.8	10	32	.1	.5	17	72	.2	1.0	15	71	.2	1.0	3	54		.8
FA '04	4	97	.1	.3	7	69	.1	.4	8	31	.1	.5	6	67	.1	.4	17	17		
SU '04	9	173	.1	.8	21	74	.3	1.2	8	78	.1	.5	11	77	.2	.8	4	51	.1	1.0
4-Book	7	135	.1	.6	10	56	.1	.6	11	66	.2	.7	11	72	.2	.8	3	42	.1	.8
SP '04	16	228	.2	1.4	18	92	.3	1.0	35	134	.5	2.0	21	178	.3	1.5	11			
KNX -AM																				
SP '05	25	502	.3	2.1	40	251	.6	2.2	23	227	.3	1.3	43	235	.6	2.8	12	89	.2	2.9
WI '05	16	554	.2	1.3	23	198	.3	1.2	15	255	.2	.8	28	309	.4	1.8	5	77	.1	1.3
FA '04	24	565	.3	2.1	45	257	.6	2.5	30	231	.4	1.8	34	286	.5	2.3	4	124	.1	.8
SU '04	21	484	.3	1.9	37	285	.5	2.2	23	254	.3	1.4	30	231	.4	2.2	7	127	.1	1.7
4-Book	22	526	.3	1.9	36	248	.5	2.0	23	242	.3	1.3	34	265	.5	2.3	7	104	.1	1.7
SP '04	15	496	.2	1.3	28	281	.4	1.5	14	207	.2	.8	26	287	.4	1.8	6	143	.1	1.4

** Station(s) not reported this survey.

* Listener estimates adjusted for reported broadcast schedule.

+ Station(s) changed call letters - see Page 13.

4-Book: Avg. of current and previous 3 surveys.
2-Book: Avg. of most recent 2 surveys.

Target Listener Trends

Persons 35-64																				
Monday-Sunday 6AM-MID				Monday-Friday 6AM-10AM				Monday-Friday 10AM-3PM				Monday-Friday 3PM-7PM				Monday-Friday 7PM-MID				
AQH (00)	Cume (00)	AQH Rtg	AQH Shr	AQH (00)	Cume (00)	AQH Rtg	AQH Shr	AQH (00)	Cume (00)	AQH Rtg	AQH Shr	AQH (00)	Cume (00)	AQH Rtg	AQH Shr	AQH (00)	Cume (00)	AQH Rtg	AQH Shr	
KOST-FM																				
SP '05	36	747	.5	3.1	37	320	.5	2.1	55	369	.8	3.2	48	368	.7	3.1	20	218	.3	4.8
WI '05	35	723	.5	2.9	47	358	.7	2.5	62	394	.9	3.5	41	379	.6	2.7	14	139	.2	3.6
FA '04	46	734	.6	4.0	72	471	1.0	4.1	57	338	.8	3.3	55	306	.8	3.7	21	199	.3	4.4
SU '04	44	630	.6	3.9	60	331	.9	3.5	74	324	1.1	4.5	73	394	1.0	5.3	13	169	.2	3.2
4-Book	40	709	.6	3.5	54	370	.8	3.1	62	356	.9	3.6	54	362	.8	3.7	17	181	.3	4.0
SP '04	29	526	.4	2.5	28	258	.4	1.5	47	244	.7	2.7	44	244	.6	3.1	16	98	.2	3.8
KPLM-FM																				
SP '05	7	98	.1	.6	11	81	.2	.6	12	64	.2	.7	7	57	.1	.5	1	27		.2
WI '05	4	46	.1	.3	7	26	.1	.4	5	12	.1	.3	7	39	.1	.5	2	15		.5
FA '04	**	**	**	**	**	**	**	**	**	**	**	**	**	**	**	**	**	**	**	**
SU '04	**	**	**	**	**	**	**	**	**	**	**	**	**	**	**	**	**	**	**	**
4-Book	**	**	**	**	**	**	**	**	**	**	**	**	**	**	**	**	**	**	**	**
SP '04	12	85	.2	1.0	15	30	.2	.8	18	56	.3	1.0	11	54	.2	.8	9	36	.1	2.1
KPWR-FM																				
SP '05	3	118		.3	7	55	.1	.4	5	83	.1	.3	5	74	.1	.3	1	42		.2
WI '05	9	186	.1	.8	17	76	.2	.9	11	78	.2	.6	12	116	.2	.8	5	62	.1	1.3
FA '04	4	190	.1	.3	8	77	.1	.5	4	65	.1	.2	4	79	.1	.3	1	40		.2
SU '04	3	123		.3	5	54	.1	.3	3	54		.2	6	96	.1	.4	1	40		.2
4-Book	5	154	.1	.4	9	66	.1	.5	6	70	.1	.3	7	91	.1	.5	2	46		.5
SP '04	3	137		.3	3	47		.2	5	41	.1	.3	4	76	.1	.3	3	25		.7
KRCV-FM																				
SP '05	10	187	.1	.9	11	77	.2	.6	18	121	.3	1.1	7	93	.1	.5	2	36		.5
WI '05	5	89	.1	.4	11	52	.2	.6	6	32	.1	.3	5	50	.1	.3	4	25	.1	1.0
FA '04	**	**	**	**	**	**	**	**	**	**	**	**	**	**	**	**	**	**	**	**
SU '04	10	100	.1	.9	20	57	.3	1.2	16	62	.2	1.0	7	27	.1	.5	6	35	.1	1.5
4-Book	**	**	**	**	**	**	**	**	**	**	**	**	**	**	**	**	**	**	**	**
SP '04	4	107	.1	.3	6	61	.1	.3	6	38	.1	.3	3	34		.2	2	26		.5
KROQ-FM																				
SP '05	4	257	.1	.3	9	92	.1	.5	5	89	.1	.3	4	97	.1	.3	1	41		.2
WI '05	20	295	.3	1.7	29	142	.4	1.5	24	160	.3	1.3	23	179	.3	1.5	9	48	.1	2.3
FA '04	13	294	.2	1.1	32	196	.4	1.8	15	120	.2	.9	14	143	.2	1.0	5	53	.1	1.1
SU '04	16	284	.2	1.4	23	132	.3	1.4	26	109	.4	1.6	21	175	.3	1.5	1	32		.2
4-Book	13	283	.2	1.1	23	141	.3	1.3	18	120	.3	1.0	16	149	.2	1.1	4	44	.1	1.0
SP '04	14	255	.2	1.2	18	136	.3	1.0	16	103	.2	.9	16	95	.2	1.1	9	76	.1	2.1
KRTH-FM																				
SP '05	20	495	.3	1.7	31	211	.4	1.7	31	234	.4	1.8	25	235	.3	1.6	5	93	.1	1.2
WI '05	19	572	.3	1.6	15	196	.2	.8	38	296	.5	2.1	20	256	.3	1.3	4	101	.1	1.0
FA '04	16	481	.2	1.4	19	211	.3	1.1	17	194	.2	1.0	20	201	.3	1.4	10	124	.1	2.1
SU '04	30	613	.4	2.7	38	270	.5	2.2	39	279	.6	2.4	37	257	.5	2.7	10	148	.1	2.5
4-Book	21	540	.3	1.9	26	222	.4	1.5	31	251	.4	1.8	26	237	.4	1.8	7	117	.1	1.7
SP '04	21	512	.3	1.8	30	217	.4	1.6	23	208	.3	1.3	31	251	.4	2.2	5	68	.1	1.2
KSCA-FM																				
SP '05	21	366	.3	1.8	52	269	.7	2.9	24	172	.3	1.4	30	193	.4	2.0	3	41		.7
WI '05	28	441	.4	2.4	71	243	1.0	3.8	31	226	.4	1.7	26	174	.4	1.7	5	62	.1	1.3
FA '04	23	352	.3	2.0	47	202	.7	2.7	31	201	.4	1.8	22	143	.3	1.5	5	91	.1	1.1
SU '04	33	409	.5	3.0	78	250	1.1	4.6	39	228	.6	2.4	31	173	.4	2.2	8	52	.1	2.0
4-Book	26	392	.4	2.3	62	241	.9	3.5	31	207	.4	1.8	27	171	.4	1.9	5	62	.1	1.3
SP '04	21	356	.3	1.8	52	221	.7	2.8	22	180	.3	1.3	16	154	.2	1.1	4	37	.1	1.0
KSSE-FM																				
SP '05	8	172	.1	.7	20	99	.3	1.1	5	47	.1	.3	14	90	.2	.9	2	20		.5
WI '05	7	122	.1	.6	10	65	.1	.5	12	78	.2	.7	12	79	.2	.8	2	18		.5
FA '04	4	113	.1	.3	10	68	.1	.6	4	52	.1	.2	5	43	.1	.3		9		
SU '04	8	186	.1	.7	11	73	.2	.6	12	79	.2	.7	13	114	.2	.9	4	44	.1	1.0
4-Book	7	148	.1	.6	13	76	.2	.7	8	64	.2	.5	11	82	.2	.7	2	23		.5
SP '04	7	178	.1	.6	11	64	.2	.6	12	63	.2	.7	4	69	.1	.3	2	73		.5

** Station(s) not reported this survey.

* Listener estimates adjusted for reported broadcast schedule.

+ Station(s) changed call letters - see Page 13.

4-Book: Avg. of current and previous 3 surveys.
2-Book: Avg. of most recent 2 surveys.

Target Listener Trends

Persons 35-64

Target Listener Trends - Persons 35-64

	Monday-Sunday 6AM-MID				Monday-Friday 6AM-10AM				Monday-Friday 10AM-3PM				Monday-Friday 3PM-7PM				Monday-Friday 7PM-MID			
	AQH (00)	Cume (00)	AQH Rtg	AQH Shr	AQH (00)	Cume (00)	AQH Rtg	AQH Shr	AQH (00)	Cume (00)	AQH Rtg	AQH Shr	AQH (00)	Cume (00)	AQH Rtg	AQH Shr	AQH (00)	Cume (00)	AQH Rtg	AQH Shr
KTWV-FM																				
SP '05	32	517	.4	2.7	46	283	.6	2.6	48	257	.7	2.8	50	336	.7	3.3	5	98	.1	1.2
WI '05	49	599	.7	4.1	73	329	1.0	3.9	96	339	1.3	5.4	57	343	.8	3.7	14	172	.2	3.6
FA '04	50	683	.7	4.3	71	349	1.0	4.0	83	310	1.2	4.9	65	355	.9	4.4	20	211	.3	4.2
SU '04	43	644	.6	3.9	46	316	.7	2.7	76	397	1.1	4.6	53	411	.8	3.8	13	186	.2	3.2
4-Book	44	611	.6	3.8	59	319	.8	3.3	76	326	1.1	4.4	56	361	.8	3.8	13	167	.2	3.1
SP '04	33	557	.5	2.8	42	276	.6	2.3	47	224	.7	2.7	30	261	.4	2.1	14	98	.2	3.3
KWVE-FM																				
SP '05	17	326	.2	1.4	35	206	.5	2.0	18	172	.3	1.1	29	206	.4	1.9	3	62		.7
WI '05	30	408	.4	2.5	51	298	.7	2.7	32	225	.4	1.8	37	204	.5	2.4	13	86	.2	3.3
FA '04	26	413	.4	2.2	38	234	.5	2.1	31	202	.4	1.8	30	239	.4	2.0	12	109	.2	2.5
SU '04	29	408	.4	2.6	57	269	.8	3.4	36	192	.5	2.2	33	238	.5	2.4	13	139	.2	3.2
4-Book	26	389	.4	2.2	45	252	.6	2.6	29	198	.4	1.7	32	222	.5	2.2	10	99	.2	2.4
SP '04	29	464	.4	2.5	58	283	.8	3.2	38	202	.5	2.2	32	239	.5	2.2	8	78	.1	1.9
KYSR-FM																				
SP '05	3	113		.3	5	61	.1	.3	3	51		.2	6	61	.1	.4	1	25		.2
WI '05	6	165	.1	.5	5	48	.1	.3	7	94	.1	.4	9	96	.1	.6	2	25		.5
FA '04	4	128	.1	.3	7	80	.1	.4	6	52	.1	.4	6	39	.1	.4	1	23		.2
SU '04	9	165	.1	.8	6	58	.1	.4	12	86	.2	.7	9	74	.1	.6	2	38		.5
4-Book	6	143	.1	.5	6	62	.1	.4	7	71	.1	.4	8	68	.1	.5	2	28		.4
SP '04	4	148	.1	.3	8	65	.1	.4	8	57	.1	.5	2	38		.1	2	18		.5
KZLA-FM																				
SP '05	10	269	.1	.9	16	145	.2	.9	13	98	.2	.8	14	130	.2	.9	1	39		.2
WI '05	14	393	.2	1.2	19	199	.3	1.0	17	142	.2	1.0	21	198	.3	1.4	5	80	.1	1.3
FA '04	13	264	.2	1.1	22	112	.3	1.2	20	123	.3	1.2	16	160	.2	1.1	2	66		.4
SU '04	14	332	.2	1.3	12	124	.2	.7	18	165	.3	1.1	21	204	.3	1.5	4	59	.1	1.0
4-Book	13	315	.2	1.1	17	145	.3	1.0	17	132	.3	1.0	18	173	.3	1.2	3	61	.1	.7
SP '04	18	322	.3	1.5	25	175	.4	1.4	32	151	.5	1.8	20	164	.3	1.4	4	92	.1	1.0
TOTALS																				
SP '05	1173	6821	16.3		1793	5760	24.9		1708	5346	23.8		1526	5776	21.2		415	3037	5.8	
WI '05	1190	6898	16.6		1871	5863	26.0		1781	5433	24.8		1533	5843	21.3		391	2750	5.4	
FA '04	1162	6874	16.2		1772	5877	24.6		1708	5379	23.8		1473	5684	20.5		474	3159	6.6	
SU '04	1115	6649	16.0		1695	5516	24.3		1658	5234	23.7		1390	5496	19.9		403	2990	5.8	
4-Book	1160	6811	16.3		1783	5754	25.0		1714	5348	24.0		1481	5700	20.7		421	2984	5.9	
SP '04	1182	6689	16.9		1833	5680	26.2		1759	5111	25.2		1428	5512	20.4		420	2934	6.0	

** Station(s) not reported this survey.

* Listener estimates adjusted for reported broadcast schedule.

+ Station(s) changed call letters - see Page 13.

4-Book: Avg. of current and previous 3 surveys.
2-Book: Avg. of most recent 2 surveys.

Target Listener Estimates

Persons 35-64																				
Monday-Friday 6AM-7PM				Weekend 6AM-MID				Saturday 6AM-10AM				Saturday 10AM-3PM				Saturday 3PM-7PM				
AQH (00)	Cume (00)	AQH Rtg	AQH Shr	AQH (00)	Cume (00)	AQH Rtg	AQH Shr	AQH (00)	Cume (00)	AQH Rtg	AQH Shr	AQH (00)	Cume (00)	AQH Rtg	AQH Shr	AQH (00)	Cume (00)	AQH Rtg	AQH Shr	
KAEH-FM																				
SP '05	2	39	.1	.1	1	15	.1	.1								1	6	.1	.1	
4-Book	7	85	.1	.4	4	48	.1	.5	6	9	.1	.7	5	18	.1	.4	4	16	.1	.4
KATY-FM																				
SP '05	21	237	.3	1.3	7	93	.1	.9	3	15	.3	.3	17	51	.2	1.3	10	32	.1	1.1
4-Book	**	**	**	**	**	**	**	**	**	**	**	**	**	**	**	**	**	**	**	**
KCAL-AM																				
SP '05	12	77	.2	.7	10	61	.1	1.3	20	34	.3	1.9	14	29	.2	1.1	13	25	.2	1.4
4-Book	**	**	**	**	**	**	**	**	**	**	**	**	**	**	**	**	**	**	**	**
KCAL-FM																				
SP '05	32	370	.4	1.9	15	192	.2	1.9	15	50	.2	1.4	21	96	.3	1.6	20	70	.3	2.2
4-Book	38	419	.5	2.3	19	212	.3	2.5	17	56	.3	1.8	32	107	.4	2.5	27	73	.4	2.9
KCXX-FM																				
SP '05	20	249	.3	1.2	17	160	.2	2.2	18	58	.3	1.7	38	86	.5	2.9	13	28	.2	1.4
4-Book	15	210	.2	.9	9	128	.1	1.2	8	28	.1	.9	18	62	.3	1.3	11	34	.2	1.2
+KDAI-FM																				
SP '05	15	167	.2	.9	7	119	.1	.9	8	23	.1	.8	17	74	.2	1.3	20	53	.3	2.2
4-Book	**	**	**	**	**	**	**	**	**	**	**	**	**	**	**	**	**	**	**	**
KDIF-AM																				
SP '05	19	169	.3	1.1	12	100	.2	1.5	21	49	.3	2.0	25	51	.3	1.9	12	22	.2	1.3
4-Book	**	**	**	**	**	**	**	**	**	**	**	**	**	**	**	**	**	**	**	**
KEZY-AM																				
SP '05	8	47	.1	.5	2	31	.1	.3					4	6	.1	.3	2	5	.1	.2
4-Book	9	62	.1	.6	4	35	.1	.5	5	11	.1	.5	6	15	.1	.4	4	8	.1	.4
KFRG-FM																				
SP '05	134	1004	1.9	8.0	67	600	.9	8.6	81	243	1.1	7.8	138	322	1.9	10.6	93	260	1.3	10.1
4-Book	129	1027	1.8	7.8	60	581	.8	7.8	68	211	1.0	7.3	109	297	1.5	8.4	77	219	1.1	8.3
KGGI-FM																				
SP '05	58	755	.8	3.5	31	441	.4	4.0	34	97	.5	3.3	33	123	.5	2.5	40	119	.6	4.3
4-Book	63	726	.9	3.8	33	412	.5	4.4	28	88	.4	2.9	37	131	.5	2.9	43	118	.6	4.6
KOLA-FM																				
SP '05	92	955	1.3	5.5	38	511	.5	4.9	52	149	.7	5.0	61	181	.8	4.7	25	95	.3	2.7
4-Book	91	863	1.3	5.5	39	478	.6	5.1	51	171	.7	5.5	80	228	1.1	6.1	42	151	.6	4.6
KTDD-AM																				
SP '05	15	70	.2	.9	9	40	.1	1.1	17	22	.2	1.6	18	35	.3	1.4	7	7	.1	.8
4-Book	10	80	.2	.6	5	44	.1	.7	7	17	.1	.7	11	22	.2	.9	6	11	.1	.6
KWIE-FM																				
SP '05	16	267	.2	1.0	7	156	.1	.9	10	27	.1	1.0	12	43	.2	.9	11	47	.2	1.2
4-Book	15	263	.2	.9	8	145	.1	1.1	8	27	.1	.9	12	40	.2	.9	10	43	.1	1.1
KXRS-FM																				
SP '05	15	93	.2	.9	10	69	.1	1.3	13	34	.2	1.3	21	34	.3	1.6	15	24	.2	1.6
4-Book	9	72	.1	.6	5	50	.1	.6	7	21	.1	.8	10	24	.1	.7	6	12	.1	.6
KXSB-FM																				
SP '05	21	188	.3	1.3	13	93	.2	1.7	13	29	.2	1.3	29	47	.4	2.2	11	31	.2	1.2
4-Book	17	177	.3	1.1	11	102	.2	1.5	10	25	.2	1.1	26	62	.4	2.0	10	30	.2	1.1
KABC-AM																				
SP '05	24	182	.3	1.4	5	73	.1	.6	9	28	.1	.9	8	44	.1	.6	10	25	.1	1.1
4-Book	16	162	.2	1.0	4	50	.1	.5	4	13	.1	.4	6	23	.1	.4	6	23	.1	.6
KBIG-FM																				
SP '05	37	320	.5	2.2	12	180	.2	1.5	15	53	.2	1.4	26	63	.4	2.0	16	68	.2	1.7
4-Book	30	296	.4	1.8	12	162	.2	1.5	13	37	.2	1.4	24	55	.4	1.9	12	49	.2	1.3

** Station(s) not reported this survey.

* Listener estimates adjusted for reported broadcast schedule.

+ Station(s) changed call letters - see Page 13.

4-Book: Avg. of current and previous 3 surveys.
2-Book: Avg. of most recent 2 surveys.

Target Listener Estimates

Persons 35-64

	Monday-Friday 6AM-7PM				Weekend 6AM-MID				Saturday 6AM-10AM				Saturday 10AM-3PM				Saturday 3PM-7PM				
	AQH (00)	Cume (00)	AQH Rtg	AQH Shr	AQH (00)	Cume (00)	AQH Rtg	AQH Shr	AQH (00)	Cume (00)	AQH Rtg	AQH Shr	AQH (00)	Cume (00)	AQH Rtg	AQH Shr	AQH (00)	Cume (00)	AQH Rtg	AQH Shr	
KCBS-FM																					
SP '05	61	709	.8	3.6	45	440	.6	5.7	39	122	.5	3.8	72	210	1.0	5.5	63	135	.9	6.8	
4-Book	56	612	.8	3.4	31	350	.5	4.0	30	108	.4	3.2	56	176	.8	4.3	53	147	.8	5.7	
KFI -AM																					
SP '05	168	1082	2.3	10.0	36	479	.5	4.6	81	243	1.1	7.8	35	119	.5	2.7	25	104	.3	2.7	
4-Book	150	1090	2.1	9.0	34	421	.5	4.5	79	201	1.1	8.4	42	151	.6	3.2	25	84	.3	2.8	
KFWB-AM																					
SP '05	5	120	.1	.3	1	29	.1	.1					1	5	.1	.1	2	16	.1	.2	
4-Book	**	**	**	**	**	**	**	**	**	**	**	**	**	**	**	**	**	**	**	**	
KHHT-FM																					
SP '05	52	409	.7	3.1	19	260	.3	2.4	25	65	.3	2.4	27	104	.4	2.1	21	89	.3	2.3	
4-Book	44	410	.6	2.6	24	242	.3	3.2	25	70	.3	2.7	43	114	.6	3.3	36	97	.5	3.9	
KIIS-FM																					
SP '05	21	385	.3	1.3	15	239	.2	1.9	20	64	.3	1.9	27	97	.4	2.1	13	66	.2	1.4	
4-Book	20	348	.3	1.2	12	209	.2	1.5	14	50	.2	1.5	23	105	.4	1.8	15	60	.2	1.6	
KKBT-FM																					
SP '05	20	282	.3	1.2	8	146	.1	1.0	5	22	.1	.5	12	49	.2	.9	7	36	.1	.8	
4-Book	22	274	.3	1.3	8	134	.1	1.1	10	32	.1	1.1	18	58	.3	1.4	10	35	.2	1.1	
KLAC-AM																					
SP '05	11	149	.2	.7	1	26	.1	.1					1	6	.1	.1	6	20	.1	.7	
4-Book	**	**	**	**	**	**	**	**	**	**	**	**	**	**	**	**	**	**	**	**	
KLAX-FM																					
SP '05	25	285	.3	1.5	13	144	.2	1.7	30	57	.4	2.9	24	61	.3	1.8	20	44	.3	2.2	
4-Book	21	222	.3	1.3	12	124	.2	1.6	21	44	.3	2.2	18	52	.3	1.4	16	38	.2	1.7	
KLOS-FM																					
SP '05	71	629	1.0	4.2	23	305	.3	2.9	24	81	.3	2.3	33	84	.5	2.5	12	40	.2	1.3	
4-Book	64	589	.9	3.8	18	257	.3	2.4	21	67	.3	2.2	31	111	.5	2.4	24	68	.4	2.5	
KLXS-FM																					
SP '05	27	210	.4	1.6	3	40	.4	.4	4	5	.1	.4	1	6	.1	.1	6	22	.1	.7	
4-Book	42	345	.6	2.5	3	61	.4	.4	5	13	.1	.5	2	12	.2	.2	6	19	.1	.6	
KLVE-FM																					
SP '05	54	477	.8	3.2	29	299	.4	3.7	52	138	.7	5.0	40	124	.6	3.1	36	75	.5	3.9	
4-Book	47	464	.7	2.8	25	271	.4	3.2	36	104	.5	3.8	40	121	.6	3.1	26	61	.4	2.8	
KLYY-FM																					
SP '05	69	579	1.0	4.1	38	385	.5	4.9	59	133	.8	5.7	87	209	1.2	6.7	43	131	.6	4.7	
4-Book	59	551	.8	3.5	33	357	.5	4.3	39	107	.5	4.1	61	171	.9	4.7	39	111	.5	4.2	
KMXE-AM																					
SP '05	18	85	.3	1.1	6	41	.1	.8	4	16	.1	.4	13	30	.2	1.0	8	17	.1	.9	
4-Book	**	**	**	**	**	**	**	**	**	**	**	**	**	**	**	**	**	**	**	**	
KMZT-FM																					
SP '05	9	123	.1	.5	6	61	.1	.8	5	22	.1	.5	10	27	.1	.8	7	16	.1	.8	
4-Book	11	113	.2	.6	5	62	.1	.7	9	19	.2	.9	7	21	.1	.5	3	10	.1	.4	
KNX -AM																					
SP '05	34	420	.5	2.0	16	226	.2	2.0	28	75	.4	2.7	15	69	.2	1.2	20	61	.3	2.2	
4-Book	30	442	.4	1.8	16	236	.2	2.1	21	68	.3	2.2	23	84	.3	1.8	18	65	.3	1.9	
KOST-FM																					
SP '05	48	599	.7	2.9	27	403	.4	3.4	27	99	.4	2.6	47	161	.7	3.6	22	66	.3	2.4	
4-Book	57	586	.8	3.5	27	343	.4	3.5	31	98	.4	3.4	55	155	.8	4.3	34	88	.5	3.7	
KPLM-FM																					
SP '05	10	86	.1	.6	3	48	.4	.4	9	19	.1	.9	7	19	.1	.5	4	13	.1	.4	
4-Book	**	**	**	**	**	**	**	**	**	**	**	**	**	**	**	**	**	**	**	**	

** Station(s) not reported this survey.

* Listener estimates adjusted for reported broadcast schedule.

+ Station(s) changed call letters - see Page 13.

4-Book: Avg. of current and previous 3 surveys.
2-Book: Avg. of most recent 2 surveys.

Target Listener Estimates

		Persons 35-64																		
Monday-Friday 6AM-7PM				Weekend 6AM-MID				Saturday 6AM-10AM				Saturday 10AM-3PM				Saturday 3PM-7PM				
AQH (00)	Cume (00)	AQH Rtg	AQH Shr	AQH (00)	Cume (00)	AQH Rtg	AQH Shr	AQH (00)	Cume (00)	AQH Rtg	AQH Shr	AQH (00)	Cume (00)	AQH Rtg	AQH Shr	AQH (00)	Cume (00)	AQH Rtg	AQH Shr	
KPWR-FM																				
SP '05	5	118	.1	.3	1	35	.1	.1	2	6	.2	3	12	.2	.2	5	18	.1	.5	
4-Book	7	141	.1	.4	3	62	.1	.4	3	11	.3	6	26	.1	.5	6	24	.1	.7	
KRCV-FM																				
SP '05	12	153	.2	.7	9	96	.1	1.1	6	16	.1	.6	12	22	.2	.9	9	18	.1	1.0
4-Book	**	**	**	**	**	**	**	**	**	**	**	**	**	**	**	**	**	**	**	**
KROQ-FM																				
SP '05	6	182	.1	.4	3	132	.2	.4	3	19	.3	4	45	.1	.3	7	37	.1	.8	
4-Book	19	240	.3	1.1	10	139	.2	1.4	10	36	.1	1.2	19	58	.3	1.5	13	41	.2	1.5
KRTH-FM																				
SP '05	29	406	.4	1.7	15	237	.2	1.9	17	63	.2	1.6	37	115	.5	2.8	16	64	.2	1.7
4-Book	28	433	.4	1.7	19	270	.3	2.5	16	57	.2	1.8	43	140	.6	3.3	25	87	.4	2.7
KSCA-FM																				
SP '05	34	335	.5	2.0	11	148	.2	1.4	31	66	.4	3.0	28	96	.4	2.2	9	18	.1	1.0
4-Book	40	345	.6	2.4	18	199	.3	2.4	54	107	.7	5.8	31	90	.4	2.4	14	35	.2	1.5
KSSE-FM																				
SP '05	12	148	.2	.7	3	60	.2	.4	7	12	.1	.7	3	15	.2	.2	9	25	.1	1.0
4-Book	10	133	.2	.6	4	57	.1	.5	5	14	.1	.5	8	22	.1	.6	6	17	.1	.7
KTWV-FM																				
SP '05	48	456	.7	2.9	22	259	.3	2.8	26	80	.4	2.5	39	95	.5	3.0	37	97	.5	4.0
4-Book	65	526	.9	3.9	27	339	.4	3.5	23	80	.3	2.5	53	164	.7	4.1	36	121	.5	3.9
KWVE-FM																				
SP '05	27	279	.4	1.6	10	141	.1	1.3	21	64	.3	2.0	7	38	.1	.5	10	36	.1	1.1
4-Book	35	346	.5	2.1	20	207	.3	2.6	24	72	.4	2.6	22	71	.3	1.7	18	52	.2	1.9
KYSR-FM																				
SP '05	5	93	.1	.3	2	60	.2	.3	4	7	.1	.4	2	15	.2	.2	2	7	.2	.2
4-Book	7	111	.1	.4	6	69	.1	.8	5	12	.1	.5	9	22	.1	.7	9	22	.1	.9
KZLA-FM																				
SP '05	14	201	.2	.8	7	153	.1	.9	16	76	.2	1.5	10	54	.1	.8	9	55	.1	1.0
4-Book	17	259	.3	1.0	11	156	.2	1.4	10	49	.1	1.0	18	63	.2	1.4	14	56	.2	1.5
TOTALS																				
SP '05	1678	6720	23.3		783	5309	10.9		1038	2683	14.4		1301	3151	18.1		920	2409	12.8	
4-Book	1663	6707	23.3		761	5200	10.7		934	2456	13.1		1296	3147	18.2		921	2367	12.9	

** Station(s) not reported this survey.

* Listener estimates adjusted for reported broadcast schedule.

+ Station(s) changed call letters - see Page 13.

4-Book: Avg. of current and previous 3 surveys.
2-Book: Avg. of most recent 2 surveys.

Target Listener Estimates

Persons 35-64

Target Listener Estimates - Persons 35-64

	Saturday 7PM-MID				Sunday 6AM-10AM				Sunday 10AM-3PM				Sunday 3PM-7PM				Sunday 7PM-MID			
	AQH (00)	Cume (00)	AQH Rtg	AQH Shr	AQH (00)	Cume (00)	AQH Rtg	AQH Shr	AQH (00)	Cume (00)	AQH Rtg	AQH Shr	AQH (00)	Cume (00)	AQH Rtg	AQH Shr	AQH (00)	Cume (00)	AQH Rtg	AQH Shr
	KAEH-FM SP '05 4-Book	1	5	.4		5	11	.1	.9	7	20	.1	.8	4	13	.1	.5	3	9	
KATY-FM SP '05 4-Book	6 **	26 **	.1 **	1.4 **	3 **	13 **	.5 **		4 **	21 **	.1 **	.4 **	5 **	24 **	.1 **	.7 **	4 **	21 **	.1 **	1.1 **
KCAL-AM SP '05 4-Book	4 **	19 **	.1 **	.9 **	3 **	20 **	.5 **		20 **	43 **	.3 **	2.2 **	4 **	13 **	.1 **	.6 **	4 **	10 **	.1 **	1.1 **
KCAL-FM SP '05 4-Book	17 17	45 42	.2 .2	3.9 4.3	8 11	34 36	.1 .2	1.3 1.9	18 24	61 70	.3 .4	2.0 2.6	10 15	55 44	.1 .2	1.4 2.1	10 8	41 30	.1 .1	2.8 2.4
KCXX-FM SP '05 4-Book	7 5	32 22	.1 .1	1.6 1.4	12 4	27 11	.2 .1	1.9 .7	27 12	54 32	.4 .2	3.0 1.3	18 10	28 23	.3 .2	2.5 1.4	5 4	43 18	.1 .1	1.4 1.0
+KDAI-FM SP '05 4-Book	4 **	31 **	.1 **	.9 **	1 **	5 **	.2 **		2 **	5 **	.2 **		3 **	6 **	.4 **		1 **	6 **	.3 **	
KDIF-FM SP '05 4-Book	5 **	17 **	.1 **	1.2 **	17 **	39 **	.2 **	2.7 **	10 **	24 **	.1 **	1.1 **	1 **	6 **	.1 **		7 **	22 **	.1 **	2.0 **
KEZY-AM SP '05 4-Book	3	6	.1	.9	5	10	.1	.8	7 6	20 17	.1 .1	.8 .6	5 4	14 10	.1 .1	.7 .5	2	4		.7
KFRG-FM SP '05 4-Book	30 28	99 93	.4 .4	7.0 7.2	51 52	161 165	.7 .7	8.0 8.6	73 74	224 241	1.0 1.1	8.2 8.2	55 50	165 145	.8 .7	7.7 7.1	16 22	76 76	.2 .3	4.5 6.3
KGGI-FM SP '05 4-Book	19 21	94 74	.3 .3	4.4 5.6	21 17	84 62	.3 .2	3.3 2.7	32 36	128 121	.4 .5	3.6 4.0	38 46	102 129	.5 .6	5.3 6.6	35 37	126 102	.5 .5	9.8 10.9
KOLA-FM SP '05 4-Book	24 14	64 53	.3 .2	5.6 3.4	51 32	157 105	.7 .5	8.0 5.3	46 52	148 150	.6 .7	5.1 5.7	32 29	110 92	.4 .4	4.5 4.1	16 12	71 56	.2 .2	4.5 3.4
KTDD-AM SP '05 4-Book	4 1	7 2	.1 .2	.9 .2	13 7	25 20	.2 .1	2.0 1.2	11 7	28 21	.2 .1	1.2 .8	4 3	7 6	.1 .1	.6 .4				
KWIE-FM SP '05 4-Book	3 8	22 30	.7 .1		2 4	15 14	.3 .1		9 9	30 35	.1 .1	1.0 1.0	7 10	23 34	.1 .1	1.0 1.4	6 5	35 22	.1 .1	1.7 1.5
KXRS-FM SP '05 4-Book	4 3	12 12	.1 .1	.9 .7	7 4	14 9	.1 .1	1.1 .6	9 5	20 14	.1 .1	1.0 .5	15 6	18 11	.2 .1	2.1 .8	1 1	5 4	.3 .3	
KXSB-FM SP '05 4-Book	2 5	6 17	.5 .1		16 10	21 18	.2 .1	2.5 1.6	11 11	25 32	.2 .2	1.2 1.2	20 13	31 26	.3 .2	2.8 1.8	1 4	5 9	.3 .1	1.1 1.1
KABC-AM SP '05 4-Book	4 3	10 8	.1 .6		2 3	5 8	.3 .4		3 5	13 18	.3 .1		3 3	18 14	.4 .4		2 2	5 9	.6 .6	
KBIG-FM SP '05 4-Book	12 9	44 32	.2 .1	2.8 2.3	7 8	30 28	.1 .1	1.1 1.3	6 11	32 41	.1 .2	.7 1.2	12 11	34 38	.2 .2	1.7 1.6	5 6	20 19	.1 .1	1.4 1.6

** Station(s) not reported this survey. * Listener estimates adjusted for reported broadcast schedule. + Station(s) changed call letters - see Page 13. 4-Book: Avg. of current and previous 3 surveys. 2-Book: Avg. of most recent 2 surveys.

Target Listener Estimates

		Persons 35-64																				
		Saturday 7PM-MID				Sunday 6AM-10AM				Sunday 10AM-3PM				Sunday 3PM-7PM				Sunday 7PM-MID				
		AQH (00)	Cume (00)	AQH Rtg	AQH Shr	AQH (00)	Cume (00)	AQH Rtg	AQH Shr	AQH (00)	Cume (00)	AQH Rtg	AQH Shr	AQH (00)	Cume (00)	AQH Rtg	AQH Shr	AQH (00)	Cume (00)	AQH Rtg	AQH Shr	
KCBS-FM																						
	SP '05	28	83	.4	6.5	31	78	.4	4.8	59	171	.8	6.6	53	117	.7	7.4	20	77	.3	5.6	
	4-Book	18	69	.3	4.5	16	50	.2	2.6	33	95	.5	3.7	26	78	.4	3.7	15	47	.2	4.5	
KFI -AM																						
	SP '05	39	119	.5	9.0	27	78	.4	4.2	24	86	.3	2.7	25	55	.3	3.5	34	125	.5	9.5	
	4-Book	19	57	.2	4.6	40	102	.6	6.5	26	89	.4	2.9	20	67	.3	2.9	25	76	.4	7.3	
KFWB-AM																						
	SP '05									3	13		.3	1	11		.1					
	4-Book	**	**	**	**	**	**	**	**	**	**	**	**	**	**	**	**	**	**	**	**	
KHHT-FM																						
	SP '05	7	42	.1	1.6	10	20	.1	1.6	15	59	.2	1.7	22	79	.3	3.1	22	50	.3	6.1	
	4-Book	11	44	.2	3.0	9	26	.1	1.5	21	58	.3	2.3	27	73	.4	3.7	23	48	.3	6.5	
KIIS-FM																						
	SP '05	9	42	.1	2.1	16	44	.2	2.5	14	76	.2	1.6	18	69	.3	2.5	3	20		.8	
	4-Book	6	23	.1	1.6	9	32	.1	1.4	13	57	.2	1.4	12	49	.2	1.7	2	9		.4	
KKBT-FM																						
	SP '05	3	12		.7	8	29	.1	1.3	22	65	.3	2.5	6	37	.1	.8					
	4-Book	9	25	.1	2.3	6	23	.1	.9	9	36	.1	1.0	4	21	.1	.5	1	9		.4	
KLAC-AM																						
	SP '05	1	14		.2	1	6		.2	2	6		.2									
	4-Book	**	**	**	**	**	**	**	**	**	**	**	**	**	**	**	**	**	**	**	**	
KLAX-FM																						
	SP '05	9	39	.1	2.1	3	6		.5	5	15	.1	.6	7	17	.1	1.0	10	19	.1	2.8	
	4-Book	7	27	.1	1.8	6	16	.1	1.0	12	36	.2	1.4	13	29	.2	1.9	6	20	.1	1.8	
KLOS-FM																						
	SP '05	16	39	.2	3.7	18	63	.3	2.8	37	156	.5	4.1	30	100	.4	4.2	12	49	.2	3.4	
	4-Book	9	28	.1	2.2	11	46	.2	1.8	23	92	.3	2.5	18	57	.3	2.5	8	30	.1	2.3	
KLSX-FM																						
	SP '05	1	8		.2	8	22	.1	1.3	1	8		.1	3	8		.4	1	6		.3	
	4-Book	3	13	.1	.9	5	18	.1	.9	2	9		.2	4	11	.1	.6	1	6		.2	
KLVE-FM																						
	SP '05	28	76	.4	6.5	26	76	.4	4.1	37	89	.5	4.1	6	31	.1	.8	9	49	.1	2.5	
	4-Book	19	64	.3	4.7	22	61	.3	3.7	30	80	.4	3.3	13	41	.2	1.8	11	38	.2	3.1	
KLYY-FM																						
	SP '05	14	83	.2	3.2	19	64	.3	3.0	34	94	.5	3.8	36	87	.5	5.0	14	42	.2	3.9	
	4-Book	18	64	.3	4.7	19	54	.3	3.1	40	112	.6	4.4	30	76	.4	4.2	15	45	.2	4.3	
KMXE-AM																						
	SP '05					5	22	.1	.8	11	28	.2	1.2	7	9	.1	1.0	1	5		.3	
	4-Book	**	**	**	**	**	**	**	**	**	**	**	**	**	**	**	**	**	**	**	**	
KMZT-FM																						
	SP '05	8	20	.1	1.9	5	13	.1	.8	8	19	.1	.9	5	5	.1	.7	3	5		.8	
	4-Book	4	14	.1	1.0	5	14	.1	.9	4	14		.4	8	13	.1	1.1	2	10		.6	
KNX -AM																						
	SP '05	13	44	.2	3.0	23	78	.3	3.6	12	54	.2	1.3	12	26	.2	1.7	8	43	.1	2.2	
	4-Book	7	31	.1	1.8	16	52	.2	2.6	24	74	.4	2.6	14	48	.2	2.0	4	26	.1	1.2	
KOST-FM																						
	SP '05	16	84	.2	3.7	18	71	.3	2.8	41	145	.6	4.6	28	97	.4	3.9	16	58	.2	4.5	
	4-Book	13	58	.2	3.3	16	61	.3	2.7	34	121	.5	3.8	20	74	.3	2.8	9	40	.1	2.6	
KPLM-FM																						
	SP '05					2	6		.3	3	17		.3	2	13		.3	1	7		.3	
	4-Book	**	**	**	**	**	**	**	**	**	**	**	**	**	**	**	**	**	**	**	**	

** Station(s) not reported this survey.

* Listener estimates adjusted for reported broadcast schedule.

+ Station(s) changed call letters - see Page 13.

4-Book: Avg. of current and previous 3 surveys.
2-Book: Avg. of most recent 2 surveys.

Target Listener Estimates

Persons 35-64

Target Listener Estimates - Persons 35-64

	Saturday 7PM-MID				Sunday 6AM-10AM				Sunday 10AM-3PM				Sunday 3PM-7PM				Sunday 7PM-MID			
	AQH (00)	Cume (00)	AQH Rtg	AQH Shr	AQH (00)	Cume (00)	AQH Rtg	AQH Shr	AQH (00)	Cume (00)	AQH Rtg	AQH Shr	AQH (00)	Cume (00)	AQH Rtg	AQH Shr	AQH (00)	Cume (00)	AQH Rtg	AQH Shr
KPWR-FM																				
SP '05					1	5		.2												
4-Book	1	8		.2	2	7		.3	2	6		.2	3	15	.1	.4	2	12		.5
KRCV-FM																				
SP '05	11	22	.2	2.6	8	15	.1	1.3	12	45	.2	1.3	6	18	.1	.8	9	22	.1	2.5
4-Book	**	**	**	**	**	**	**	**	**	**	**	**	**	**	**	**	**	**	**	**
KROQ-FM																				
SP '05	1	14		.2	1	10		.2	4	42	.1	.4					2	12		.6
4-Book	5	20	.1	1.5	4	18	.1	.7	13	46	.2	1.4	11	21	.1	1.6	6	22	.1	1.8
KRTH-FM																				
SP '05	1	11		.2	5	40	.1	.8	21	107	.3	2.3	10	46	.1	1.4	8	51	.1	2.2
4-Book	6	35	.1	1.6	9	40	.1	1.6	22	80	.3	2.4	16	53	.2	2.2	9	39	.1	2.7
KSCA-FM																				
SP '05	2	10		.5	3	13		.5	3	11		.3	6	22	.1	.8	4	13	.1	1.1
4-Book	5	21	.1	1.2	16	36	.2	2.8	18	47	.2	1.9	8	24	.1	1.1	2	6		.5
KSSE-FM																				
SP '05	1	5		.2	2	5		.3	3	17		.3	3	9		.4				
4-Book	1	4		.2	2	8		.3	3	13		.3	6	16	.1	.8		1		
KTWV-FM																				
SP '05	3	32		.7	17	53	.2	2.7	32	92	.4	3.6	23	63	.3	3.2	2	18		.6
4-Book	7	41	.1	1.9	21	75	.3	3.5	37	104	.5	4.0	31	88	.4	4.3	6	39	.1	1.7
KWVE-FM																				
SP '05	1	14		.2	19	74	.3	3.0	13	88	.2	1.5	12	39	.2	1.7	4	27	.1	1.1
4-Book	8	29	.1	2.2	29	92	.4	4.7	23	93	.3	2.5	22	59	.3	3.1	13	41	.2	3.7
KYSR-FM																				
SP '05		7								7				39	.1	1.0	1	6		.3
4-Book	3	18	.1	.9	4	9	.1	.6	6	25	.1	.7	10	24	.1	1.4	2	10		.5
KZLA-FM																				
SP '05	8	52	.1	1.9	6	37	.1	.9	5	42	.1	.6	6	32	.1	.8	1	5		.3
4-Book	4	27	.1	1.1	8	41	.1	1.4	19	59	.3	2.1	9	36	.1	1.3	3	13		.8
TOTALS																				
SP '05	431	1516	6.0		640	1853	8.9		895	2444	12.4		715	1800	9.9		358	1247	5.0	
4-Book	387	1263	5.4		607	1749	8.5		911	2389	12.8		706	1771	9.9		344	1075	4.8	

** Station(s) not reported this survey.

* Listener estimates adjusted for reported broadcast schedule.

+ Station(s) changed call letters - see Page 13.

4-Book: Avg. of current and previous 3 surveys.
2-Book: Avg. of most recent 2 surveys.

Target Listener Trends

Men 12-24																				
Monday-Sunday 6AM-MID				Monday-Friday 6AM-10AM				Monday-Friday 10AM-3PM				Monday-Friday 3PM-7PM				Monday-Friday 7PM-MID				
AQH (00)	Cume (00)	AQH Rtg	AQH Shr	AQH (00)	Cume (00)	AQH Rtg	AQH Shr	AQH (00)	Cume (00)	AQH Rtg	AQH Shr	AQH (00)	Cume (00)	AQH Rtg	AQH Shr	AQH (00)	Cume (00)	AQH Rtg	AQH Shr	
KAEH-FM																				
SP '05	6	103	.3	2.1	7	54	.3	2.0	6	41	.3	2.2	10	48	.4	2.6	3	28	.1	1.3
WI '05	8	104	.3	3.1	6	81	.3	1.9	8	59	.3	2.8	13	59	.6	4.1	5	44	.2	2.7
FA '04	9	110	.4	3.3	2	30	.1	.6	11	49	.5	3.8	14	57	.6	4.1	8	42	.3	4.0
SU '04	2	55	.1	.9	2	38	.1	.7	2	16	.1	.7	2	32	.1	.7	5	8	.2	2.9
4-Book	6	93	.3	2.4	4	51	.2	1.3	7	41	.3	2.4	10	49	.4	2.9	5	31	.2	2.7
SP '04	1	39		.4		8				8			3	32	.1	.9		8		
KATY-FM																				
SP '05		13			2	7	.1	.6										6		
WI '05		6			1	6		.3		6										
FA '04		17				5				6				11						
SU '04	**	**	**	**	**	**	**	**	**	**	**	**	**	**	**	**	**	**	**	**
4-Book	**	**	**	**	**	**	**	**	**	**	**	**	**	**	**	**	**	**	**	**
SP '04		18				8				11				8						
KCAL-AM																				
SP '05																				
WI '05		40							1	8		.4	1	16		.3				
FA '04		14							1	14		.3	1	6		.3		1	6	.5
SU '04	**	**	**	**	**	**	**	**	**	**	**	**	**	**	**	**	**	**	**	**
4-Book	**	**	**	**	**	**	**	**	**	**	**	**	**	**	**	**	**	**	**	**
SP '04	1	8		.4		8				8								1	8	.5
KCAL-FM																				
SP '05	16	443	.7	5.7	28	279	1.2	8.0	10	142	.4	3.7	20	198	.9	5.2	14	193	.6	6.2
WI '05	21	433	.9	8.2	22	165	1.0	7.0	27	202	1.2	9.5	27	228	1.2	8.5	21	165	.9	11.5
FA '04	23	433	1.0	8.5	28	184	1.2	7.9	21	168	.9	7.2	26	225	1.1	7.6	21	150	.9	10.4
SU '04	14	272	.6	6.0	15	103	.7	5.6	18	138	.8	5.9	17	165	.8	6.2	12	118	.6	7.0
4-Book	19	395	.8	7.1	23	183	1.0	7.1	19	163	.8	6.6	23	204	1.0	6.9	17	157	.8	8.8
SP '04	21	420	1.0	8.7	32	227	1.5	10.9	24	160	1.1	9.2	30	260	1.4	9.2	9	122	.4	4.8
KCXX-FM																				
SP '05	19	437	.8	6.8	16	191	.7	4.6	15	222	.7	5.5	27	255	1.2	7.0	20	170	.9	8.8
WI '05	16	418	.7	6.3	9	166	.4	2.9	20	245	.9	7.1	24	239	1.0	7.5	17	184	.7	9.3
FA '04	15	323	.7	5.5	13	113	.6	3.7	17	120	.7	5.8	21	180	.9	6.2	12	121	.5	6.0
SU '04	14	304	.6	6.0	14	140	.6	5.2	14	166	.6	4.6	17	156	.8	6.2	14	118	.6	8.1
4-Book	16	371	.7	6.2	13	153	.6	4.1	17	188	.7	5.8	22	208	1.0	6.7	16	148	.7	8.1
SP '04	11	411	.5	4.5	14	180	.6	4.8	11	177	.5	4.2	15	209	.7	4.6	10	159	.5	5.3
+KDAI-FM																				
SP '05	8	121	.3	2.9	13	67	.6	3.7	11	67	.5	4.0	9	70	.4	2.3	6	49	.3	2.7
WI '05	1	20		.4		5			1	5		.4						5		
FA '04	**	**	**	**	**	**	**	**	**	**	**	**	**	**	**	**	**	**	**	**
SU '04	**	**	**	**	**	**	**	**	**	**	**	**	**	**	**	**	**	**	**	**
4-Book	**	**	**	**	**	**	**	**	**	**	**	**	**	**	**	**	**	**	**	**
SP '04	3	30	.1	1.2	4	22	.2	1.4	1	8		.4	6	16	.3	1.8	1	16		.5
KDIF-AM																				
SP '05		6																		
WI '05		20			1	20		.3												
FA '04	**	**	**	**	**	**	**	**	**	**	**	**	**	**	**	**	**	**	**	**
SU '04	**	**	**	**	**	**	**	**	**	**	**	**	**	**	**	**	**	**	**	**
4-Book	**	**	**	**	**	**	**	**	**	**	**	**	**	**	**	**	**	**	**	**
SP '04		8			1	8		.3	1	8		.4								
KEZY-AM																				
SP '05																				
WI '05		6																	6	
FA '04	**	**	**	**	**	**	**	**	**	**	**	**	**	**	**	**	**	**	**	**
SU '04	**	**	**	**	**	**	**	**	**	**	**	**	**	**	**	**	**	**	**	**
4-Book	**	**	**	**	**	**	**	**	**	**	**	**	**	**	**	**	**	**	**	**
SP '04	**	**	**	**	**	**	**	**	**	**	**	**	**	**	**	**	**	**	**	**

** Station(s) not reported this survey.

* Listener estimates adjusted for reported broadcast schedule.

+ Station(s) changed call letters - see Page 13.

4-Book: Avg. of current and previous 3 surveys.
2-Book: Avg. of most recent 2 surveys.

Target Listener Trends

Target Listener Trends - Men 12-24

Men 12-24																					
Monday-Sunday 6AM-MID				Monday-Friday 6AM-10AM				Monday-Friday 10AM-3PM				Monday-Friday 3PM-7PM				Monday-Friday 7PM-MID					
AQH (00)	Cume (00)	AQH Rtg	AQH Shr	AQH (00)	Cume (00)	AQH Rtg	AQH Shr	AQH (00)	Cume (00)	AQH Rtg	AQH Shr	AQH (00)	Cume (00)	AQH Rtg	AQH Shr	AQH (00)	Cume (00)	AQH Rtg	AQH Shr		
KFRG-FM																					
SP '05	2	99	.1	.7	2	31	.1	.6	1	28	.4	.4	4	42	.2	1.0	2	35	.1	.9	
WI '05	5	162	.2	2.0	2	50	.1	.6	9	66	.4	3.2	7	84	.3	2.2	2	33	.1	1.1	
FA '04	3	96	.1	1.1	7	42	.3	2.0	4	43	.2	1.4	5	33	.2	1.5	1	23		.5	
SU '04	4	117	.2	1.7	1	30		.4	4	50	.2	1.3	6	62	.3	2.2	3	32	.1	1.7	
4-Book	4	119	.2	1.4	3	38	.1	.9	5	47	.2	1.6	6	55	.3	1.7	2	31	.1	1.1	
SP '04	6	152	.3	2.5	4	55	.2	1.4	7	82	.3	2.7	5	64	.2	1.5	4	29	.2	2.1	
KGGI-FM																					
SP '05	35	850	1.5	12.5	51	452	2.2	14.5	25	359	1.1	9.2	41	400	1.8	10.6	32	366	1.4	14.2	
WI '05	37	796	1.6	14.5	55	463	2.4	17.5	36	301	1.6	12.7	46	364	2.0	14.4	24	297	1.0	13.2	
FA '04	39	758	1.7	14.3	48	413	2.1	13.6	31	307	1.3	10.6	57	448	2.5	16.8	25	279	1.1	12.4	
SU '04	32	780	1.5	13.6	23	274	1.1	8.6	40	450	1.9	13.1	44	481	2.0	16.1	28	316	1.3	16.3	
4-Book	36	796	1.6	13.7	44	401	2.0	13.6	33	354	1.5	11.4	47	423	2.1	14.5	27	315	1.2	14.0	
SP '04	29	818	1.3	12.0	27	353	1.3	9.2	21	290	1.0	8.0	44	492	2.0	13.5	25	285	1.2	13.3	
KOLA-FM																					
SP '05	6	158	.3	2.1	6	59	.3	1.7	11	77	.5	4.0	7	50	.3	1.8	3	54	.1	1.3	
WI '05	5	142	.2	2.0	8	54	.3	2.5	5	57	.2	1.8	6	85	.3	1.9	1	31		.5	
FA '04	3	78	.1	1.1	3	37	.1	.8	2	28	.1	.7	4	38	.2	1.2	2	11	.1	1.0	
SU '04	3	154	.1	1.3	3	57	.1	1.1	4	82	.2	1.3	3	58	.1	1.1	1	44		.6	
4-Book	4	133	.2	1.6	5	52	.2	1.5	6	61	.3	2.0	5	58	.2	1.5	2	35	.1	.9	
SP '04	2	151	.1	.8	2	30	.1	.7	3	48	.1	1.1	4	66	.2	1.2		27			
KTDD-AM																					
SP '05																					
WI '05																					
FA '04																					
SU '04																					
4-Book																					
SP '04		5												5							
KWIE-FM																					
SP '05	33	646	1.4	11.8	34	291	1.5	9.7	32	336	1.4	11.8	50	431	2.2	13.0	29	249	1.3	12.8	
WI '05	29	546	1.3	11.3	35	298	1.5	11.1	38	279	1.6	13.4	35	342	1.5	11.0	17	232	.7	9.3	
FA '04	24	490	1.0	8.8	22	274	1.0	6.2	18	217	.8	6.1	28	237	1.2	8.2	25	203	1.1	12.4	
SU '04	27	517	1.3	11.5	23	206	1.1	8.6	31	274	1.4	10.1	29	311	1.3	10.6	25	232	1.2	14.5	
4-Book	28	550	1.3	10.9	29	267	1.3	8.9	30	277	1.3	10.4	36	330	1.6	10.7	24	229	1.1	12.3	
SP '04	37	576	1.7	15.3	32	335	1.5	10.9	44	306	2.0	16.8	51	351	2.4	15.7	36	274	1.7	19.1	
KXRS-FM																					
SP '05	2	45	.1	.7	1	20		.3	4	17	.2	1.5	3	22	.1	.8	1	25		.4	
WI '05	1	38		.4		7												2	15	.1	1.1
FA '04	3	37	.1	1.1	6	8	.3	1.7	4	14	.2	1.4					1	17		.5	
SU '04	1	23		.4	1	8		.4	2	8	.1	.7		15			1	15		.6	
4-Book	2	36	.1	.7	2	11	.1	.6	3	10	.1	.9	1	9		.2	1	18		.7	
SP '04	1	34		.4	1	15		.3	2	14	.1	.8		6			1	15		.5	
KXSB-FM																					
SP '05	15	126	.7	5.4	15	45	.7	4.3	24	36	1.0	8.8	23	84	1.0	6.0	11	27	.5	4.9	
WI '05	2	46	.1	.8	4	16	.2	1.3	4	15	.2	1.4		8			1	23		.5	
FA '04	7	106	.3	2.6	14	57	.6	4.0	14	49	.6	4.8	5	61	.2	1.5	2	38	.1	1.0	
SU '04	10	62	.5	4.3	17	53	.8	6.3	23	49	1.1	7.5	4	40	.2	1.5		16			
4-Book	9	85	.4	3.3	13	43	.6	4.0	16	37	.7	5.6	8	48	.4	2.3	4	26	.2	1.6	
SP '04	6	83	.3	2.5	6	39	.3	2.0	10	54	.5	3.8	6	61	.3	1.8	3	32	.1	1.6	
KABC-AM																					
SP '05		9							2	9	.1	.7									
WI '05																					
FA '04		13				7			1	13		.3									
SU '04		7			1	7		.4													
4-Book		7				4		.1	1	6		.3									
SP '04																					

** Station(s) not reported this survey.

* Listener estimates adjusted for reported broadcast schedule.

+ Station(s) changed call letters - see Page 13.

4-Book: Avg. of current and previous 3 surveys.
2-Book: Avg. of most recent 2 surveys.

Target Listener Trends

Men 12-24																				
Monday-Sunday 6AM-MID				Monday-Friday 6AM-10AM				Monday-Friday 10AM-3PM				Monday-Friday 3PM-7PM				Monday-Friday 7PM-MID				
AQH (00)	Cume (00)	AQH Rtg	AQH Shr	AQH (00)	Cume (00)	AQH Rtg	AQH Shr	AQH (00)	Cume (00)	AQH Rtg	AQH Shr	AQH (00)	Cume (00)	AQH Rtg	AQH Shr	AQH (00)	Cume (00)	AQH Rtg	AQH Shr	
KBIG-FM																				
SP '05	1	52	.4	2	23	.1	.6	2	24	.1	.7	2	13	.1	.5	1	5	.4	.4	
WI '05	3	99	.1	3	15	.1	1.0	5	26	.2	1.8	6	55	.3	1.9	3	54	.1	1.6	
FA '04	1	41	.4	1	17	.3	.3	1	6	.3	.3	1	18	.3	.3		6			
SU '04	4	44	.2	5	30	.2	1.9	11	36	.5	3.6	4	23	.2	1.5	1	19		.6	
4-Book	2	59	.1	3	21	.1	1.0	5	23	.2	1.6	3	27	.2	1.1	1	21		.7	
SP '04	2	25	.1					1	8		.4	4	17	.2	1.2	3	16	.1	1.6	
KCBS-FM																				
SP '05	3	143	.1	4	59	.2	1.1	3	47	.1	1.1	4	68	.2	1.0	1	26		.4	
WI '05	2	117	.1	1	34	.3	.3	1	30	.4	.4	4	70	.2	1.3	2	29	.1	1.1	
FA '04	6	144	.3	4	53	.2	1.1	11	45	.5	3.8	8	90	.3	2.4	2	39	.1	1.0	
SU '04	3	91	.1	5	39	.2	1.9	6	52	.3	2.0	1	29	.4	.4	2	31	.1	1.2	
4-Book	4	124	.2	4	46	.2	1.1	5	44	.2	1.8	4	64	.2	1.3	2	31	.1	.9	
SP '04	1	89	.4	1	41	.3	.3		17		.3	1	48	.3	.3	1	31		.5	
KFI -AM																				
SP '05	6	81	.3	4	51	.2	1.1	6	40	.3	2.2	12	36	.5	3.1	3	18	.1	1.3	
WI '05	2	66	.1	2	45	.1	.6	2	21	.1	.7	2	21	.1	.6	3	21	.1	1.6	
FA '04	4	109	.2	2	28	.1	.6	4	40	.2	1.4	6	29	.3	1.8	8	39	.3	4.0	
SU '04	3	79	.1	8	39	.4	3.0	5	31	.2	1.6	3	28	.1	1.1	1	28		.6	
4-Book	4	84	.2	4	41	.2	1.3	4	33	.2	1.5	6	29	.3	1.7	4	27	.1	1.9	
SP '04	1	52	.4	2	23	.1	.7	1	10		.4	2	26	.1	.6	1	9		.5	
KFWB-AM																				
SP '05	**	9	**	**	**	**	**	**	**	**	**	**	1	9	.3	.3	2	9	.1	.9
WI '05	**	**	**	**	**	**	**	**	**	**	**	**	**	**	**	**	**	**	**	**
FA '04	**	6	**	**	**	**	**	**	**	**	**	**	**	**	**	**	**	**	**	**
SU '04	**	6	**	**	**	**	**	**	**	**	**	**	**	**	**	**	**	**	**	**
4-Book	**	**	**	**	**	**	**	**	**	**	**	**	**	**	**	**	**	**	**	**
SP '04	**	22	**	**	**	**	**	**	**	**	**	**	**	**	**	**	**	**	**	**
KHHT-FM																				
SP '05	3	105	.1	2	29	.1	.6	2	37	.1	.7	4	51	.2	1.0	4	68	.2	1.8	
WI '05	8	177	.3	12	58	.5	3.8	8	60	.3	2.8	8	93	.3	2.5	8	59	.3	4.4	
FA '04	12	187	.5	12	64	.5	3.4	15	111	.7	5.1	11	71	.5	3.2	7	54	.3	3.5	
SU '04	4	138	.2	4	33	.2	1.5	4	71	.2	1.3	4	40	.2	1.5	4	61	.2	2.3	
4-Book	7	152	.3	8	46	.3	2.3	7	70	.3	2.5	7	64	.3	2.1	6	61	.3	3.0	
SP '04	4	185	.2	4	73	.2	1.4	5	42	.2	1.9	7	75	.3	2.2	1	34		.5	
KIIS-FM																				
SP '05	17	363	.7	24	183	1.0	6.8	15	168	.7	5.5	23	224	1.0	6.0	8	85	.3	3.5	
WI '05	11	318	.5	13	142	.6	4.1	14	107	.6	4.9	16	122	.7	5.0	7	68	.3	3.8	
FA '04	7	286	.3	10	132	.4	2.8	7	121	.3	2.4	8	151	.3	2.4	5	70	.2	2.5	
SU '04	10	312	.5	14	134	.6	5.2	8	135	.4	2.6	13	167	.6	4.7	9	118	.4	5.2	
4-Book	11	320	.5	15	148	.7	4.7	11	133	.5	3.9	15	166	.7	4.5	7	85	.3	3.8	
SP '04	11	357	.5	19	180	.9	6.5	5	98	.2	1.9	17	169	.8	5.2	10	109	.5	5.3	
KKBT-FM																				
SP '05	9	306	.4	6	88	.3	1.7	8	91	.3	2.9	10	161	.4	2.6	10	94	.4	4.4	
WI '05	13	344	.6	19	187	.8	6.0	14	142	.6	4.9	14	129	.6	4.4	7	115	.3	3.8	
FA '04	8	312	.3	13	133	.6	3.7	7	113	.3	2.4	11	151	.5	3.2	7	124	.3	3.5	
SU '04	12	327	.6	18	124	.8	6.7	19	166	.9	6.2	11	129	.5	4.0	8	99	.4	4.7	
4-Book	11	322	.5	14	133	.6	4.5	12	128	.5	4.1	12	143	.5	3.6	8	108	.4	4.1	
SP '04	17	375	.8	7	124	.3	2.4	17	121	.8	6.5	31	229	1.4	9.5	16	156	.7	8.5	
KLAC-AM																				
SP '05		6											6							
WI '05		5																		
FA '04	**	**	**	**	**	**	**	**	**	**	**	**	**	**	**	**	**	**	**	**
SU '04	**	**	**	**	**	**	**	**	**	**	**	**	**	**	**	**	**	**	**	**
4-Book	**	**	**	**	**	**	**	**	**	**	**	**	**	**	**	**	**	**	**	**
SP '04	**	**	**	**	**	**	**	**	**	**	**	**	**	**	**	**	**	**	**	**

** Station(s) not reported this survey.

* Listener estimates adjusted for reported broadcast schedule.

+ Station(s) changed call letters - see Page 13.

4-Book: Avg. of current and previous 3 surveys.
2-Book: Avg. of most recent 2 surveys.

Target Listener Trends

Men 12-24

Target Listener Trends - Men 12-24

	Monday-Sunday 6AM-MID				Monday-Friday 6AM-10AM				Monday-Friday 10AM-3PM				Monday-Friday 3PM-7PM				Monday-Friday 7PM-MID			
	AQH (00)	Cume (00)	AQH Rtg	AQH Shr	AQH (00)	Cume (00)	AQH Rtg	AQH Shr	AQH (00)	Cume (00)	AQH Rtg	AQH Shr	AQH (00)	Cume (00)	AQH Rtg	AQH Shr	AQH (00)	Cume (00)	AQH Rtg	AQH Shr
KLAX-FM																				
SP '05	4	67	.2	1.4	5	24	.2	1.4	4	15	.2	1.5	4	42	.2	1.0	2	15	.1	.9
WI '05	2	51	.1	.8	7	29	.3	2.2	2	29	.1	.7	1	7		.3				
FA '04	1	57		.4		17			1	15		.3	2	30	.1	.6	2	25	.1	1.0
SU '04	3	86	.1	1.3	3	51	.1	1.1	5	22	.2	1.6	2	24	.1	.7	3	22	.1	1.7
4-Book	3	65	.1	1.0	4	30	.2	1.2	3	20	.1	1.0	2	26	.1	.7	2	16	.1	.9
SP '04	3	60	.1	1.2	9	38	.4	3.1	3	38	.1	1.1	2	16	.1	.6	3	22	.1	1.6
KLOS-FM																				
SP '05	4	90	.2	1.4	9	58	.4	2.6	4	37	.2	1.5	4	53	.2	1.0	1	16		.4
WI '05	3	114	.1	1.2	3	58	.1	1.0	2	55	.1	.7	5	58	.2	1.6	3	37	.1	1.6
FA '04	2	103	.1	.7	6	48	.3	1.7		25			2	24	.1	.6	1	11		.5
SU '04	1	72		.4	3	48	.1	1.1	1	36		.3		10						
4-Book	3	95	.1	.9	5	53	.2	1.6	2	38	.1	.6	3	36	.1	.8	1	16		.6
SP '04	2	136	.1	.8	3	67	.1	1.0	3	48	.1	1.1	6	75	.3	1.8	1	24		.5
KLSX-FM																				
SP '05	4	68	.2	1.4	10	53	.4	2.8	3	22	.1	1.1	3	30	.1	.8	4	22	.2	1.8
WI '05	6	73	.3	2.3	12	39	.5	3.8	3	22	.1	1.1	13	33	.6	4.1	2	11	.1	1.1
FA '04	11	75	.5	4.0	32	63	1.4	9.1	22	40	1.0	7.5	8	52	.3	2.4	1	17		.5
SU '04	8	71	.4	3.4	11	34	.5	4.1	21	43	1.0	6.9	14	54	.6	5.1	1	16		.6
4-Book	7	72	.4	2.8	16	47	.7	5.0	12	32	.6	4.2	10	42	.4	3.1	2	17	.1	1.0
SP '04	4	48	.2	1.7	5	21	.2	1.7	6	25	.3	2.3	10	31	.5	3.1	1	14		.5
KLVE-FM																				
SP '05	9	130	.4	3.2	10	70	.4	2.8	11	69	.5	4.0	8	70	.3	2.1	11	76	.5	4.9
WI '05	6	88	.3	2.3	2	29	.1	.6	9	53	.4	3.2	7	44	.3	2.2	4	43	.2	2.2
FA '04	9	129	.4	3.3	4	36	.2	1.1	11	57	.5	3.8	13	80	.6	3.8	9	68	.4	4.5
SU '04	2	61	.1	.9	3	24	.1	1.1	3	38	.1	1.0	1	22		.4	1	14		.6
4-Book	7	102	.3	2.4	5	40	.2	1.4	9	54	.4	3.0	7	54	.3	2.1	6	50	.3	3.1
SP '04	3	80	.1	1.2	7	39	.3	2.4	1	8		.4	1	20		.3	4	39	.2	2.1
KLYY-FM																				
SP '05	7	155	.3	2.5	15	92	.7	4.3	5	57	.2	1.8	14	77	.6	3.6	2	29	.1	.9
WI '05	6	154	.3	2.3	6	65	.3	1.9	10	104	.4	3.5	6	79	.3	1.9	2	37	.1	1.1
FA '04	6	156	.3	2.2	12	74	.5	3.4	5	52	.2	1.7	4	33	.2	1.2	7	50	.3	3.5
SU '04	7	150	.3	3.0	4	59	.2	1.5	8	60	.4	2.6	12	76	.6	4.4	5	33	.2	2.9
4-Book	7	154	.3	2.5	9	73	.4	2.8	7	68	.3	2.4	9	66	.4	2.8	4	37	.2	2.1
SP '04	9	162	.4	3.7	8	71	.4	2.7	22	79	1.0	8.4	5	77	.2	1.5	5	59	.2	2.7
KMXE-AM																				
SP '05		9											1	9		.3	1	9		.4
WI '05	**	**	**	**	**	**	**	**	**	**	**	**	**	**	**	**	**	**	**	**
FA '04	1	16		.4		6				11							2	11	.1	1.0
SU '04	**	**	**	**	**	**	**	**	**	**	**	**	**	**	**	**	**	**	**	**
4-Book	**	**	**	**	**	**	**	**	**	**	**	**	**	**	**	**	**	**	**	**
SP '04																				
KMZT-FM																				
SP '05		14				8								6				6		
WI '05																				
FA '04	1	28		.4	3	18	.1	.8	1	16		.3	1	17		.3				
SU '04	1	31		.4	5	24	.2	1.9	1	16		.3						14		
4-Book	1	18		.2	2	13	.1	.7	1	8		.2		6		.1		5		
SP '04	1	17		.4	2	6	.1	.7						11			2	6	.1	1.1
KNX -AM																				
SP '05		14			1	6		.3		6				7						
WI '05		12				6														
FA '04		21				10				6										
SU '04																				
4-Book		12				6		.1		3				2						
SP '04		36				9				9				13				6		

** Station(s) not reported this survey. * Listener estimates adjusted for reported broadcast schedule. + Station(s) changed call letters - see Page 13. 4-Book: Avg. of current and previous 3 surveys. 2-Book: Avg. of most recent 2 surveys.

Target Listener Trends

Men 12-24																				
Monday-Sunday 6AM-MID				Monday-Friday 6AM-10AM				Monday-Friday 10AM-3PM				Monday-Friday 3PM-7PM				Monday-Friday 7PM-MID				
AQH (00)	Cume (00)	AQH Rtg	AQH Shr	AQH (00)	Cume (00)	AQH Rtg	AQH Shr	AQH (00)	Cume (00)	AQH Rtg	AQH Shr	AQH (00)	Cume (00)	AQH Rtg	AQH Shr	AQH (00)	Cume (00)	AQH Rtg	AQH Shr	
KOST-FM																				
SP '05	4	65	.2	1.4	4	28	.2	1.1	9	31	.4	3.3	6	15	.3	1.6			17	
WI '05	3	90	.1	1.2	1	31		.3	1	17		.4	2	38	.1	.6	3	33	.1	1.6
FA '04	2	81	.1	.7	2	21	.1	.6	2	22	.1	.7	5	56	.2	1.5	1	30		.5
SU '04	1	45		.4		13			1	21		.3					2	28		1.2
4-Book	3	70	.1	.9	2	23	.1	.5	3	23	.1	1.2	3	27	.2	.9	2	27	.1	.8
SP '04	2	75	.1	.8	2	36	.1	.7	4	23	.2	1.5	2	42	.1	.6	1	19		.5
KPLM-FM																				
SP '05	1	14		.4	2	8	.1	.6		8				18		.3				
WI '05		18				6			1	6		.4								
FA '04	**	**	**	**	**	**	**	**	**	**	**	**	**	**	**	**	**	**	**	**
SU '04	**	**	**	**	**	**	**	**	**	**	**	**	**	**	**	**	**	**	**	**
4-Book	**	**	**	**	**	**	**	**	**	**	**	**	**	**	**	**	**	**	**	**
SP '04																				
KPWR-FM																				
SP '05	18	418	.8	6.4	19	168	.8	5.4	20	187	.9	7.4	22	254	1.0	5.7	13	182	.6	5.8
WI '05	16	366	.7	6.3	21	188	.9	6.7	14	121	.6	4.9	27	221	1.2	8.5	5	98	.2	2.7
FA '04	17	361	.7	6.3	21	227	.9	5.9	16	200	.7	5.5	24	199	1.0	7.1	15	126	.7	7.5
SU '04	15	455	.7	6.4	11	143	.5	4.1	17	202	.8	5.6	21	240	1.0	7.7	12	208	.6	7.0
4-Book	17	400	.7	6.4	18	182	.8	5.5	17	178	.8	5.9	24	229	1.1	7.3	11	154	.5	5.8
SP '04	15	447	.7	6.2	21	178	1.0	7.2	12	156	.6	4.6	19	240	.9	5.8	18	161	.8	9.6
KRCV-FM																				
SP '05		6												6		.3			6	
WI '05	1	8		.4	2	8	.1	.6	2	8	.1	.7		8						
FA '04	**	**	**	**	**	**	**	**	**	**	**	**	**	**	**	**	**	**	**	**
SU '04	1	14		.4	1	14		.4		8				6				1	14	.6
4-Book	**	**	**	**	**	**	**	**	**	**	**	**	**	**	**	**	**	**	**	**
SP '04		19												1	19		.3		12	
KROQ-FM																				
SP '05	10	290	.4	3.6	15	114	.7	4.3	11	114	.5	4.0	13	176	.6	3.4	7	102	.3	3.1
WI '05	8	246	.3	3.1	6	91	.3	1.9	7	110	.3	2.5	13	158	.6	4.1	9	98	.4	4.9
FA '04	8	276	.3	2.9	9	123	.4	2.5	9	106	.4	3.1	13	124	.6	3.8	7	77	.3	3.5
SU '04	13	273	.6	5.5	10	95	.5	3.7	11	123	.5	3.6	18	166	.8	6.6	12	104	.6	7.0
4-Book	10	271	.4	3.8	10	106	.5	3.1	10	113	.4	3.3	14	156	.7	4.5	9	95	.4	4.6
SP '04	14	291	.6	5.8	20	145	.9	6.8	23	145	1.1	8.8	14	159	.6	4.3	10	133	.5	5.3
KRTH-FM																				
SP '05	2	46	.1	.7	1	6		.3		13			1	13		.3			6	
WI '05	1	52		.4	1	24		.3	1	21		.4		13				1	20	.5
FA '04	2	70	.1	.7	3	45	.1	.8	1	29		.3	4	35	.2	1.2				
SU '04	2	74	.1	.9	1	26		.4	2	40	.1	.7	3	42	.1	1.1	2	20	.1	1.2
4-Book	2	61	.1	.7	2	25		.5	1	26		.4	2	26	.1	.7	1	12		.4
SP '04	2	113	.1	.8	2	41	.1	.7	4	57	.2	1.5	4	57	.2	1.2	1	29		.5
KSCA-FM																				
SP '05	13	134	.6	4.6	15	71	.7	4.3	7	54	.3	2.6	27	93	1.2	7.0	14	69	.6	6.2
WI '05	9	112	.4	3.5	23	96	1.0	7.3	9	67	.4	3.2	10	38	.4	3.1	4	16	.2	2.2
FA '04	14	177	.6	5.1	32	91	1.4	9.1	15	62	.7	5.1	8	51	.3	2.4	7	25	.3	3.5
SU '04	13	152	.6	5.5	33	109	1.5	12.3	23	81	1.1	7.5	9	55	.4	3.3	2	37	.1	1.2
4-Book	12	144	.6	4.7	26	92	1.2	8.3	14	66	.6	4.6	14	59	.6	4.0	7	37	.3	3.3
SP '04	7	114	.3	2.9	24	100	1.1	8.2	5	49	.2	1.9	3	37	.1	.9	2	22	.1	1.1
KSSE-FM																				
SP '05	2	59	.1	.7	4	38	.3	2.0	1	9		.4	3	24	.1	.8	2	24	.1	.9
WI '05	2	49	.1	.8	4	21	.2	1.3	1	14		.4		13			4	34	.2	2.2
FA '04	3	66	.1	1.1	5	17	.2	1.4	5	47	.2	1.7	6	47	.3	1.8	1	8		.5
SU '04	1	58		.4	2	29	.1	.7	2	29	.1	.7	1	31		.4				
4-Book	2	58	.1	.8	5	26	.2	1.4	2	25	.1	.8	3	29	.1	.8	2	17	.1	.9
SP '04	1	47		.4	3	26	.1	1.0		8			3	15	.1	.9		6		

** Station(s) not reported this survey.

* Listener estimates adjusted for reported broadcast schedule.

+ Station(s) changed call letters - see Page 13.

4-Book: Avg. of current and previous 3 surveys.
2-Book: Avg. of most recent 2 surveys.

Target Listener Trends

Men 12-24

	Monday-Sunday 6AM-MID				Monday-Friday 6AM-10AM				Monday-Friday 10AM-3PM				Monday-Friday 3PM-7PM				Monday-Friday 7PM-MID			
	AQH (00)	Cume (00)	AQH Rtg	AQH Shr	AQH (00)	Cume (00)	AQH Rtg	AQH Shr	AQH (00)	Cume (00)	AQH Rtg	AQH Shr	AQH (00)	Cume (00)	AQH Rtg	AQH Shr	AQH (00)	Cume (00)	AQH Rtg	AQH Shr
KTWV-FM																				
SP '05		22			1	15		.3		6			1	6		.3		8		
WI '05	1	29	.4		1	7		.3									3	23	.1	1.6
FA '04	2	59	.1	.7	2	24	.1	.6	1	19	.3		2	23	.1	.6	1	22		.5
SU '04		37							1	22	.3		1	14	.4			7		
4-Book	1	37		.3	1	12		.3	1	12		.2	1	11		.3	1	15		.5
SP '04		25				8				8				6			1	6		.5
KWVE-FM																				
SP '05	1	41		.4	2	26	.1	.6	1	6		.4	1	12		.3				
WI '05	1	21		.4													3	12	.1	1.6
FA '04	5	50	.2	1.8	9	45	.4	2.5	6	31	.3	2.0	7	24	.3	2.1	2	7	.1	1.0
SU '04		7							1	7		.4	1	7		.4				
4-Book	2	30	.1	.7	3	18	.1	.8	2	9	.1	.6	2	11	.1	.7	1	5	.1	.7
SP '04		22				6				6			1	6		.3		6		
KYSR-FM																				
SP '05		21												13						
WI '05	1	27		.4	2	14	.1	.6	3	14	.1	1.1	2	27	.1	.6		6		
FA '04	1	29		.4	1	12		.3		6			3	16	.1	.9	1	6		.5
SU '04	2	59	.1	.9	2	18	.1	.7	2	32	.1	.7	3	28	.1	1.1	2	9	.1	1.2
4-Book	1	34		.4	1	11	.1	.4	1	13	.1	.5	2	21	.1	.7	1	5		.4
SP '04		43			1	20		.3					1	26		.3		6		
KZLA-FM																				
SP '05		7											1	7		.3	1	7		.4
WI '05		22				5				5			1	5		.3		14		
FA '04		11				6								6						
SU '04	1	28		.4	1	10		.4	1	10		.3					1	10		.6
4-Book		17		.1		5		.1		4		.1	1	5		.2		8		.3
SP '04		39				6				6			1	33		.3				
TOTALS																				
SP '05	280	2108	12.2		351	1689	15.2		272	1391	11.8		386	1687	16.8		226	1387	9.8	
WI '05	256	2119	11.1		315	1611	13.7		283	1327	12.3		319	1584	13.8		182	1178	7.9	
FA '04	272	2112	11.8		353	1587	15.3		293	1398	12.7		340	1633	14.8		201	1214	8.7	
SU '04	235	1933	10.9		268	1305	12.4		306	1430	14.2		274	1429	12.7		172	1164	8.0	
4-Book	261	2068	11.5		322	1548	14.2		289	1387	12.8		330	1583	14.5		195	1236	8.6	
SP '04	242	2022	11.2		293	1488	13.6		262	1332	12.1		325	1640	15.1		188	1315	8.7	

Target Listener Trends - Men 12-24

** Station(s) not reported this survey. * Listener estimates adjusted for reported broadcast schedule. + Station(s) changed call letters - see Page 13. 4-Book: Avg. of current and previous 3 surveys. 2-Book: Avg. of most recent 2 surveys.

Target Listener Estimates

Men 12-24																					
Monday-Friday 6AM-7PM				Weekend 6AM-MID				Saturday 6AM-10AM				Saturday 10AM-3PM				Saturday 3PM-7PM					
AQH (00)	Cume (00)	AQH Rtg	AQH Shr	AQH (00)	Cume (00)	AQH Rtg	AQH Shr	AQH (00)	Cume (00)	AQH Rtg	AQH Shr	AQH (00)	Cume (00)	AQH Rtg	AQH Shr	AQH (00)	Cume (00)	AQH Rtg	AQH Shr		
KAEH-FM																					
SP '05	8	88	.3	2.4	5	66	.2	2.2	10	24	.4	4.3	14	51	.6	4.7	7	9	.3	2.3	
4-Book	7	79	.3	2.2	6	56	.3	2.7	6	16	.3	2.8	9	29	.4	2.9	12	24	.5	4.1	
KATY-FM																					
SP '05	1	7		.3		6															
4-Book	**	**	**	**	**	**	**	**	**	**	**	**	**	**	**	**	**	**	**	**	
KCAL-AM																					
SP '05																					
4-Book	**	**	**	**	**	**	**	**	**	**	**	**	**	**	**	**	**	**	**	**	
KCAL-FM																					
SP '05	19	359	.8	5.7	14	228	.6	6.2	11	68	.5	4.7	19	62	.8	6.4	31	101	1.3	10.4	
4-Book	22	314	1.0	6.9	15	199	.7	6.9	10	39	.5	4.8	23	68	1.0	7.1	20	65	.9	6.8	
KCXX-FM																					
SP '05	19	373	.8	5.7	17	268	.7	7.5	15	63	.7	6.4	23	91	1.0	7.8	17	51	.7	5.7	
4-Book	17	318	.8	5.5	14	204	.6	6.3	13	46	.6	6.0	19	73	.8	5.7	16	52	.7	6.3	
+KDAI-FM																					
SP '05	11	97	.5	3.3	4	97	.2	1.8	5	24	.2	2.1	4	17	.2	1.4	6	39	.3	2.0	
4-Book	**	**	**	**	**	**	**	**	**	**	**	**	**	**	**	**	**	**	**	**	
KDIF-FM																					
SP '05						6															
4-Book	**	**	**	**	**	**	**	**	**	**	**	**	**	**	**	**	**	**	**	**	
KEZY-AM																					
SP '05																					
4-Book		2				2															
KFRG-FM																					
SP '05	2	64	.1	.6	2	49	.1	.9	2	8	.1	.9	1	14		.3	7	21	.3	2.3	
4-Book	5	93	.2	1.5	4	50	.2	1.7	4	13	.2	1.7	5	22	.2	1.5	5	13	.2	2.1	
KGGI-FM																					
SP '05	38	715	1.6	11.5	31	484	1.3	13.7	35	158	1.5	15.0	32	105	1.4	10.8	37	122	1.6	12.4	
4-Book	41	670	1.8	13.1	33	448	1.4	15.2	30	115	1.3	14.1	42	148	1.9	12.8	40	136	1.8	14.5	
KOLA-FM																					
SP '05	8	121	.3	2.4	5	66	.2	2.2	6	14	.3	2.6	11	21	.5	3.7	4	14	.2	1.3	
4-Book	5	115	.2	1.6	4	52	.2	2.0	5	18	.2	2.5	8	24	.3	2.4	2	11	.1	.7	
KTDD-AM																					
SP '05																					
4-Book																					
KWIE-FM																					
SP '05	38	572	1.6	11.5	27	400	1.2	11.9	26	108	1.1	11.1	22	87	1.0	7.5	37	150	1.6	12.4	
4-Book	31	484	1.4	10.0	27	347	1.2	12.4	24	72	1.1	11.4	40	135	1.8	12.1	36	123	1.6	12.8	
KXRS-FM																					
SP '05	3	37	.1	.9		9			2	9	.1	.9									
4-Book	2	18	.1	.6	1	15		.5	1	5	.1	.5	1	2	.1	.4	1	2		.2	
KXSB-FM																					
SP '05	21	102	.9	6.3	7	48	.3	3.1	3	9	.1	1.3	9	15	.4	3.1	9	9	.4	3.0	
4-Book	13	72	.6	4.0	4	33	.2	2.1	4	12	.2	1.7	9	16	.4	2.9	4	8	.2	1.5	
KABC-AM																					
SP '05	1	9		.3																	
4-Book	1	7		.2																	
KBIG-FM																					
SP '05	2	45	.1	.6		13												2	13	.1	.7
4-Book	4	48	.2	1.3	1	19		.2					1	2		.2	4	9	.2	1.4	

** Station(s) not reported this survey.

* Listener estimates adjusted for reported broadcast schedule.

+ Station(s) changed call letters - see Page 13.

4-Book: Avg. of current and previous 3 surveys.
2-Book: Avg. of most recent 2 surveys.

Target Listener Estimates

Target Listener Estimates - Men 12-24

Men 12-24																			
Monday-Friday 6AM-7PM				Weekend 6AM-MID				Saturday 6AM-10AM				Saturday 10AM-3PM				Saturday 3PM-7PM			
AQH (00)	Cume (00)	AQH Rtg	AQH Shr	AQH (00)	Cume (00)	AQH Rtg	AQH Shr	AQH (00)	Cume (00)	AQH Rtg	AQH Shr	AQH (00)	Cume (00)	AQH Rtg	AQH Shr	AQH (00)	Cume (00)	AQH Rtg	AQH Shr
KCBS-FM SP '05 4 101 .2 1.2 4 55 .2 1.8 4 21 .2 1.7 4 12 .2 1.4 6 13 .3 2.0 4-Book 5 92 .2 1.5 4 57 .2 1.7 4 13 .2 1.7 7 20 .3 2.1 5 17 .2 2.0																			
KFI -AM SP '05 7 74 .3 2.1 5 30 .2 2.2 5 22 .2 2.1 2 15 .1 .7 4-Book 5 71 .2 1.5 2 16 .1 .7 2 11 .1 .9 1 7 .1 .4																			
KFVB-AM SP '05 9 4-Book ** ** ** ** ** ** ** ** ** ** ** ** ** ** ** ** ** ** ** ** ** ** ** ** ** ** ** ** ** ** ** ** *																			
KHHT-FM SP '05 2 74 .1 .6 2 30 .1 .9 1 6 .4 .3 1 8 .3 .3 1 6 .3 .3 4-Book 7 116 .3 2.3 6 65 .3 2.8 5 17 .2 2.6 8 22 .3 2.3 4 13 .1 1.3																			
KIIS-FM SP '05 21 327 .9 6.3 16 189 .7 7.1 18 54 .8 7.7 24 81 1.0 8.1 21 84 .9 7.0 4-Book 14 265 .6 4.5 9 152 .4 3.9 9 28 .4 3.9 15 65 .7 4.7 11 46 .5 4.0																			
KKBT-FM SP '05 8 266 .3 2.4 10 183 .4 4.4 10 23 .4 4.3 17 58 .7 5.8 15 47 .7 5.0 4-Book 13 262 .5 4.1 9 159 .4 4.2 6 19 .3 3.0 16 61 .7 4.9 15 42 .7 5.6																			
KLAC-AM SP '05 6 4-Book ** ** ** ** *																			
KLAX-FM SP '05 4 48 .2 1.2 5 21 .2 2.2 8 9 .3 3.4 7 15 .3 2.4 8 9 .3 2.7 4-Book 3 49 .1 .9 2 22 .1 1.1 3 4 .1 1.2 3 7 .1 1.0 3 6 .1 .9																			
KLOS-FM SP '05 6 82 .3 1.8 2 36 .1 .9 2 15 .1 .9 2 8 .1 .7 3 22 .1 1.0 4-Book 3 84 .1 1.0 2 36 .1 1.0 1 9 .1 .6 3 12 .1 1.0 3 13 .1 1.2																			
KLSX-FM SP '05 5 60 .2 1.5 1 33 .4 .4 1 9 .4 .4 3 7 .1 1.0 2 7 .1 .7 4-Book 13 67 .6 4.1 1 17 .3 .3 1 4 .5 .5 2 8 .1 .5 3 6 .1 1.0																			
KLVE-FM SP '05 10 118 .4 3.0 5 85 .2 2.2 2 9 .1 .9 9 21 .4 3.1 14 21 .6 4.7 4-Book 7 88 .3 2.1 6 60 .2 2.5 5 11 .3 2.6 10 22 .5 3.0 9 24 .4 3.1																			
KLYY-FM SP '05 11 124 .5 3.3 4 62 .2 1.8 3 9 .1 1.3 6 15 .3 2.0 3 9 .1 1.0 4-Book 8 131 .4 2.6 5 73 .2 2.4 4 11 .1 1.7 7 18 .3 1.9 6 17 .2 2.2																			
KMXE-AM SP '05 9 4-Book ** ** ** *																			
KMZT-FM SP '05 14 14 14 .1 2 .1 1 2 .1 1 6 .3 .3 4-Book 1 17 .3 .3 14 14 .1 2 .1 1 2 .1 1 1 4 .2 .2																			
KNX -AM SP '05 14 9 3 1 1 .1 1																			
KOST-FM SP '05 7 52 .3 2.1 1 27 .4 .4 1 7 .3 .3 1 7 .3 .3 4 7 .2 1.3 4-Book 3 54 .1 .8 2 28 .1 .8 1 2 .1 .5 1 5 .3 .3 4 7 .2 1.3																			
KPLM-FM SP '05 1 8 .3 .3 2 14 .1 .9 ** ** ** * 4-Book ** ** ** *																			

** Station(s) not reported this survey. * Listener estimates adjusted for reported broadcast schedule. + Station(s) changed call letters - see Page 13. 4-Book: Avg. of current and previous 3 surveys. 2-Book: Avg. of most recent 2 surveys.

Target Listener Estimates

Men 12-24																				
Monday-Friday 6AM-7PM				Weekend 6AM-MID				Saturday 6AM-10AM				Saturday 10AM-3PM				Saturday 3PM-7PM				
AQH (00)	Cume (00)	AQH Rtg	AQH Shr	AQH (00)	Cume (00)	AQH Rtg	AQH Shr	AQH (00)	Cume (00)	AQH Rtg	AQH Shr	AQH (00)	Cume (00)	AQH Rtg	AQH Shr	AQH (00)	Cume (00)	AQH Rtg	AQH Shr	
KPWR-FM																				
SP '05	20	363	.9	6.0	18	219	.8	8.0	17	45	.7	7.3	27	101	1.2	9.2	34	59	1.5	11.4
4-Book	19	339	.9	6.1	16	215	.7	7.3	14	43	.6	6.7	24	103	1.1	7.6	25	72	1.1	9.2
KRCV-FM																				
SP '05	**	6	**	**	**	**	**	**	**	**	**	**	**	**	**	**	**	**	**	**
4-Book	**	**	**	**	**	**	**	**	**	**	**	**	**	**	**	**	**	**	**	**
KROQ-FM																				
SP '05	13	245	.6	3.9	8	144	.3	3.5	8	37	.3	3.4	12	48	.5	4.1	3	17	.1	1.0
4-Book	11	229	.5	3.7	9	136	.4	4.3	8	33	.4	3.9	15	54	.7	4.7	9	30	.4	3.8
KRTH-FM																				
SP '05	2	26	.1	.5	5	20	.2	2.2	7	7	.3	3.0	8	14	.3	2.7	1	7		.3
4-Book	2	50	.1	.5	2	16	.1	.9	2	3	.1	.9	2	5	.1	.8	1	4		.2
KSCA-FM																				
SP '05	16	119	.7	4.8	7	51	.3	3.1	9	9	.4	3.8	7	18	.3	2.4	9	18	.4	3.0
4-Book	18	122	.8	5.7	7	71	.3	3.2	17	29	.7	8.1	11	26	.5	3.3	6	12	.3	1.9
KSSE-FM																				
SP '05	3	44	.1	.9	1	15		.4	2	15	.1	.9	1	9						
4-Book	3	48	.1	1.0	1	26		.4	2	11	.1	1.1	1	8	.1	.4				
KTWV-FM																				
SP '05	1	15		.3	1	6							1	6			2	7	.1	.8
4-Book	1	26		.3	1	14		.2		2			1	6	.1	.3	2	7	.1	.8
KWVE-FM																				
SP '05	1	33		.3	1	21		.4					1	4	.1	.4	1	4	.1	.3
4-Book	2	21	.1	.6	1	11		.5	1	2	.1	.6	1	4	.1	.4	1	4	.1	.3
KYSR-FM																				
SP '05	2	13		.6	1	8		.4					3	7	.2	1.0	2	8		.3
4-Book	2	32	.1	.6	1	9		.4					3	7	.2	1.0	2	7	.1	.9
KZLA-FM																				
SP '05		7							1	4		.4		4		.1				
4-Book		9		.1		9		.1	1	4		.4		4		.1				
TOTALS																				
SP '05	331	2038	14.4		226	1647	9.8		234	733	10.2		295	784	12.8		299	727	13.0	
4-Book	311	1996	13.7		216	1584	9.5		208	594	9.2		325	850	14.3		273	709	12.0	

** Station(s) not reported this survey.

* Listener estimates adjusted for reported broadcast schedule.

+ Station(s) changed call letters - see Page 13.

4-Book: Avg. of current and previous 3 surveys.
2-Book: Avg. of most recent 2 surveys.

Target Listener Estimates

Men 12-24

Target Listener Estimates - Men 12-24

	Saturday 7PM-MID				Sunday 6AM-10AM				Sunday 10AM-3PM				Sunday 3PM-7PM				Sunday 7PM-MID			
	AQH (00)	Cume (00)	AQH Rtg	AQH Shr	AQH (00)	Cume (00)	AQH Rtg	AQH Shr	AQH (00)	Cume (00)	AQH Rtg	AQH Shr	AQH (00)	Cume (00)	AQH Rtg	AQH Shr	AQH (00)	Cume (00)	AQH Rtg	AQH Shr
KAEH-FM SP '05 4-Book	1 8	6 16	.5 .3	.5 3.6	1 1	6 6	.1 .1	.8 .8	4 5	24 15	.2 .2	1.6 1.9	2 3	18 10	.1 .1	.9 1.4	1 4	9 12	.2 .2	.5 2.5
KATY-FM SP '05 4-Book	**	**	**	**	**	**	**	**	**	**	**	**	2 **	6 **	.1 **	.9 **	**	**	**	**
KCAL-AM SP '05 4-Book	**	**	**	**	**	**	**	**	**	**	**	**	**	**	**	**	**	**	**	**
KCAL-FM SP '05 4-Book	20 14	57 55	.9 .6	10.9 7.1	8 12	27 27	.3 .5	6.1 8.3	1 14	17 51	.4 .6	.4 6.8	2 13	15 34	.1 .6	.9 6.3	16 13	59 41	.7 .5	8.2 7.4
KCXX-FM SP '05 4-Book	22 16	82 56	1.0 .7	12.0 8.8	4 5	27 21	.2 .2	3.0 3.7	22 17	69 57	1.0 .8	8.8 7.8	17 12	61 43	.7 .5	7.9 5.8	13 9	35 33	.6 .4	6.7 5.6
+KDAI-FM SP '05 4-Book	4 **	27 **	.2 **	2.2 **	**	**	**	**	5 **	30 **	.2 **	2.0 **	8 **	16 **	.3 **	3.7 **	2 **	9 **	.1 **	1.0 **
KDIF-AM SP '05 4-Book	**	**	**	**	**	**	**	**	**	**	**	**	1 **	6 **	.5 **	**	**	**	**	**
KEZY-AM SP '05 4-Book									2		.1									
KFRG-FM SP '05 4-Book	2	6 3	.1	1.0	2 3	7 13	.1 .2	1.5 2.1	2 4	21 15	.1 .2	.8 1.8	4 5	34 21	.2 .2	1.9 2.1	1 2	8 7	.1	.5 1.3
KGGI-FM SP '05 4-Book	27 28	94 109	1.2 1.2	14.7 15.1	9 14	47 58	.4 .6	6.8 9.8	28 25	115 107	1.2 1.1	11.2 11.4	27 41	118 133	1.2 1.8	12.6 20.2	53 42	115 106	2.3 1.9	27.2 26.2
KOLA-FM SP '05 4-Book	2	5	.1	1.0	2	7	.1	1.4	4 5	29 21	.2 .2	1.6 2.4	3 4	16 11	.1 .2	1.4 1.9	9 4	9 13	.4 .2	4.6 2.8
KTDD-AM SP '05 4-Book																				
KWIE-FM SP '05 4-Book	19 26	102 97	.8 1.2	10.3 13.7	13 17	80 61	.6 .8	9.8 11.6	42 24	147 84	1.8 1.1	16.8 10.8	35 27	103 83	1.5 1.2	16.3 13.2	20 19	85 63	.9 .8	10.3 12.3
KXRS-FM SP '05 4-Book		2	.1		1	2	.5		1	3	.1	.5	5	7	.2	2.2	1	2	.5	
KXSB-FM SP '05 4-Book	11 3	18 5	.5 .1	6.0 1.5	3	6 11	.1 .1	2.1 2.1	5	6	.2	2.3	9 4	18 12	.4 .2	4.2 2.1	12 4	18 8	.5 .2	6.2 1.9
KABC-AM SP '05 4-Book																				
KBIG-FM SP '05 4-Book	1 1	5 5	.5 .4						2		.1		1	4	.2		4		.2	

** Station(s) not reported this survey.

* Listener estimates adjusted for reported broadcast schedule.

+ Station(s) changed call letters - see Page 13.

4-Book: Avg. of current and previous 3 surveys.
2-Book: Avg. of most recent 2 surveys.

Target Listener Estimates

Men 12-24																			
Saturday 7PM-MID				Sunday 6AM-10AM				Sunday 10AM-3PM				Sunday 3PM-7PM				Sunday 7PM-MID			
AQH (00)	Cume (00)	AQH Rtg	AQH Shr	AQH (00)	Cume (00)	AQH Rtg	AQH Shr	AQH (00)	Cume (00)	AQH Rtg	AQH Shr	AQH (00)	Cume (00)	AQH Rtg	AQH Shr	AQH (00)	Cume (00)	AQH Rtg	AQH Shr
KCBS-FM																			
SP '05	7	7	.3	3.8	4	22	.2	3.0	8	27	.3	3.2							
4-Book	3	11	.1	1.7	2	8	.1	1.8	5	21	.2	2.5	1	6	.6			1	
KFI -AM																			
SP '05					3	9	.1	2.3	13	24	.6	5.2	9	9	.4	4.2		5	9
4-Book		2			1	4		.6	4	8	.2	1.4	2	2	.1	1.1		1	2
KFVB-AM																			
SP '05	**	**	**	**	**	**	**	**	**	**	**	**	**	**	**	**	**	**	**
4-Book	**	**	**	**	**	**	**	**	**	**	**	**	**	**	**	**	**	**	**
KHHT-FM																			
SP '05					1	6		.8	3	9	.1	1.2	1	9	.5		6	12	.3
4-Book	1	4		.5	8	20	.3	5.1	8	21	.3	3.8	4	18	.2	2.2	11	17	.5
KIIS-FM																			
SP '05	14	37	.6	7.6	11	26	.5	8.3	18	56	.8	7.2	14	68	.6	6.5	11	30	.5
4-Book	7	20	.3	3.7	8	22	.4	5.9	10	35	.4	4.1	6	30	.3	2.9	5	18	.2
KKBT-FM																			
SP '05	6	33	.3	3.3	7	13	.3	5.3	6	33	.3	2.4	11	38	.5	5.1	7	48	.3
4-Book	6	28	.3	3.2	4	18	.2	2.9	9	38	.4	4.0	11	32	.5	5.0	6	27	.3
KLAC-AM																			
SP '05	**	**	**	**	**	**	**	**	**	**	**	**	**	**	**	**	**	**	**
4-Book	**	**	**	**	**	**	**	**	**	**	**	**	**	**	**	**	**	**	**
KLAX-FM																			
SP '05	1	9		.5	4	15	.2	3.0	9	15	.4	3.6	3	9	.1	1.4	3	9	.1
4-Book	2	8	.1	.9	1	6	.1	.8	6	11	.3	2.5	1	4	.1	.6	2	6	.1
KLOS-FM																			
SP '05						7			3	14	.1	1.2	4	14	.2	1.9			
4-Book	1	3		.4	1	3	.1	.8	4	15	.2	1.6	2	8	.1	1.0		4	.2
KLSX-FM																			
SP '05					5	25	.2	3.8	1	9		.4							
4-Book		2		.2	2	8	.1	1.4	1	6		.3							
KLVE-FM																			
SP '05	1	19		.5	7	27	.3	5.3	3	6	.1	1.2	5	12	.2	2.3	1	6	.5
4-Book	1	10		.6	6	15	.3	4.2	5	10	.2	2.3	4	11	.2	1.7	5	12	.2
KLYY-FM																			
SP '05	2	9	.1	1.1	2	14	.1	1.5	7	14	.3	2.8	5	29	.2	2.3			
4-Book	7	17	.3	3.6	3	10	.1	1.7	5	17	.3	2.4	7	17	.3	3.4	2	6	.1
KMKE-AM																			
SP '05	**	**	**	**	**	**	**	**	**	**	**	**	**	**	**	**	**	**	**
4-Book	**	**	**	**	**	**	**	**	**	**	**	**	**	**	**	**	**	**	**
KMZT-FM																			
SP '05					1	6		.8		8									
4-Book					1	3		.6		5		.1		1	5		.4	1	1
KNX -AM																			
SP '05																			
4-Book																			
KOST-FM																			
SP '05					1	6		.8	1	13		.4	1	13		.5			
4-Book	3	8	.1	1.7	1	4		.6	1	6		.2	2	7	.1	.9	2	4	.1
KPLM-FM																			
SP '05		6			5	8	.2	3.8	7	8	.3	2.8		6					
4-Book	**	**	**	**	**	**	**	**	**	**	**	**	**	**	**	**	**	**	**

** Station(s) not reported this survey.

* Listener estimates adjusted for reported broadcast schedule.

+ Station(s) changed call letters - see Page 13.

4-Book: Avg. of current and previous 3 surveys.
2-Book: Avg. of most recent 2 surveys.

Target Listener Estimates

Men 12-24

Target Listener Estimates - Men 12-24

	Saturday 7PM-MID				Sunday 6AM-10AM				Sunday 10AM-3PM				Sunday 3PM-7PM				Sunday 7PM-MID			
	AQH (00)	Cume (00)	AQH Rtg	AQH Shr	AQH (00)	Cume (00)	AQH Rtg	AQH Shr	AQH (00)	Cume (00)	AQH Rtg	AQH Shr	AQH (00)	Cume (00)	AQH Rtg	AQH Shr	AQH (00)	Cume (00)	AQH Rtg	AQH Shr
KPWR-FM																				
SP '05	18	68	.8	9.8	14	51	.6	10.6	11	33	.5	4.4	9	38	.4	4.2	12	45	.5	6.2
4-Book	20	72	.9	10.8	11	31	.5	7.9	11	51	.5	4.8	12	35	.5	5.5	8	34	.4	5.1
KRCV-FM																				
SP '05	**	**	**	**	**	**	**	**	**	**	**	**	**	**	**	**	**	**	**	**
4-Book	**	**	**	**	**	**	**	**	**	**	**	**	**	**	**	**	**	**	**	**
KROQ-FM																				
SP '05	2	19	.1	1.1	8	22	.3	6.1	17	42	.7	6.8	8	35	.3	3.7	3	12	.1	1.5
4-Book	3	18	.1	1.6	8	26	.4	5.9	14	40	.6	6.4	12	33	.5	5.8	5	15	.2	3.4
KRTH-FM																				
SP '05	1	7	.1	.5	7	7	.3	5.3	8	14	.3	3.2	2	6	.1	.9	2	7	.1	1.0
4-Book	2	5	.1	1.2	4	4	.2	2.9	2	5	.1	.9	1	4	.1	.4	1	3	.1	.6
KSCA-FM																				
SP '05	6	9	.3	3.3	1	9	.8		3	9	.1	1.2	15	24	.7	7.0	4	9	.2	2.1
4-Book	6	18	.3	2.9	4	12	.2	2.8	2	6	.1	.8	6	13	.3	2.9	3	10	.1	1.6
KSSE-FM																				
SP '05									2	6	.1	.8					2	9	.1	1.0
4-Book		4		.2		3		.2	2	8	.1	1.0		2		.2	2	7	.1	1.0
KTWV-FM																				
SP '05					1	5		.3		3		.1	1	4		.5	1	3		.5
4-Book																				
KVVE-FM																				
SP '05					3	15	.1	2.3	1	8		.4	2	6	.1	.9				
4-Book					2	6	.1	1.3	2	6	.1	.9	1	3	.1	.5				
KYSR-FM																				
SP '05										8				8						
4-Book	1	2		.4						2				2						
KZLA-FM																				
SP '05					1	2		.4	2	2	.1	.9	1	2		.3				
4-Book																				
TOTALS																				
SP '05	184	605	8.0		132	472	5.7		250	683	10.9		215	653	9.3		195	503	8.5	
4-Book	188	561	8.3		142	429	6.2		218	616	9.6		206	538	9.1		159	423	7.0	

** Station(s) not reported this survey.

* Listener estimates adjusted for reported broadcast schedule.

+ Station(s) changed call letters - see Page 13.

4-Book: Avg. of current and previous 3 surveys.
2-Book: Avg. of most recent 2 surveys.

Target Listener Trends

Men 18-34																				
Monday-Sunday 6AM-MID				Monday-Friday 6AM-10AM				Monday-Friday 10AM-3PM				Monday-Friday 3PM-7PM				Monday-Friday 7PM-MID				
AQH (00)	Cume (00)	AQH Rtg	AQH Shr	AQH (00)	Cume (00)	AQH Rtg	AQH Shr	AQH (00)	Cume (00)	AQH Rtg	AQH Shr	AQH (00)	Cume (00)	AQH Rtg	AQH Shr	AQH (00)	Cume (00)	AQH Rtg	AQH Shr	
KAEH-FM																				
SP '05	12	185	.4	2.7	16	104	.6	2.5	20	109	.7	3.4	14	96	.5	2.4	3	32	.1	1.2
WI '05	11	178	.4	2.5	19	101	.7	3.2	12	83	.4	2.1	12	73	.4	2.2	3	36	.1	1.4
FA '04	13	166	.5	3.1	14	68	.5	2.2	22	72	.8	3.7	18	83	.7	3.4	5	40	.2	2.3
SU '04	6	109	.3	1.8	9	59	.4	1.7	5	44	.2	1.0	6	77	.3	1.5	6	25	.3	3.5
4-Book	11	160	.4	2.5	15	83	.6	2.4	15	77	.5	2.6	13	82	.5	2.4	4	33	.2	2.1
SP '04	2	82	.1	.6	2	29	.1	.4	2	28	.1	.4	6	61	.3	1.3		8		
KATY-FM																				
SP '05	1	23	.2		1	23	.2		2	15	.1	.3	1	7	.2		1	7		.4
WI '05	1	58	.2		1	27	.2		6				13							
FA '04	1	33	.2		3	16	.1	.5	1	8		.2	1	25		.2		8		
SU '04	**	**	**	**	**	**	**	**	**	**	**	**	**	**	**	**	**	**	**	**
4-Book	**	**	**	**	**	**	**	**	**	**	**	**	**	**	**	**	**	**	**	**
SP '04	8				8				8				8							
KCAL-AM																				
SP '05	2	8	.1	.4	2	8	.1	.3	3	8	.1	.5	7	8	.3	1.2		8		
WI '05	3	50	.1	.7	4	9	.1	.7	4	9	.1	.7	3	34	.1	.5	1	9		.5
FA '04	1	34	.2		1	8	.2		1	16	.2		3	16	.1	.6	2	10	.1	.9
SU '04	**	**	**	**	**	**	**	**	**	**	**	**	**	**	**	**	**	**	**	**
4-Book	**	**	**	**	**	**	**	**	**	**	**	**	**	**	**	**	**	**	**	**
SP '04	1	15	.3		8				2	15	.1	.4						8		.5
KCAL-FM																				
SP '05	26	449	1.0	5.8	40	274	1.5	6.3	34	249	1.3	5.8	25	219	.9	4.3	12	168	.4	4.6
WI '05	33	551	1.2	7.6	37	224	1.4	6.3	44	281	1.6	7.8	41	325	1.5	7.4	25	208	.9	11.8
FA '04	28	440	1.0	6.6	33	195	1.2	5.1	28	222	1.0	4.7	38	261	1.4	7.1	27	126	1.0	12.3
SU '04	28	401	1.2	8.2	43	193	1.8	8.3	39	178	1.6	8.1	25	220	1.0	6.1	13	152	.5	7.6
4-Book	29	460	1.1	7.1	38	222	1.5	6.5	36	233	1.4	6.6	32	256	1.2	6.2	19	164	.7	9.1
SP '04	19	366	.8	5.2	38	192	1.6	7.2	25	146	1.0	4.9	28	199	1.2	6.3	6	81	.3	3.0
KCXX-FM																				
SP '05	23	345	.8	5.1	21	160	.8	3.3	33	253	1.2	5.7	32	231	1.2	5.5	15	143	.6	5.8
WI '05	15	394	.6	3.5	10	200	.4	1.7	27	234	1.0	4.8	21	190	.8	3.8	8	121	.3	3.8
FA '04	17	308	.6	4.0	21	96	.8	3.2	25	138	.9	4.2	22	165	.8	4.1	8	113	.3	3.7
SU '04	15	276	.6	4.4	23	139	1.0	4.5	18	145	.8	3.8	15	131	.6	3.7	16	92	.7	9.4
4-Book	18	331	.7	4.3	19	149	.8	3.2	26	193	1.0	4.6	23	179	.9	4.3	12	117	.5	5.7
SP '04	11	373	.5	3.0	14	149	.6	2.7	16	181	.7	3.1	16	172	.7	3.6	6	131	.3	3.0
+KDAI-FM																				
SP '05	14	153	.5	3.1	16	77	.6	2.5	23	117	.8	4.0	21	92	.8	3.6	10	77	.4	3.8
WI '05	2	43	.1	.5					1	9		.2	3	18	.1	.5	2	18	.1	.9
FA '04	**	**	**	**	**	**	**	**	**	**	**	**	**	**	**	**	**	**	**	**
SU '04	**	**	**	**	**	**	**	**	**	**	**	**	**	**	**	**	**	**	**	**
4-Book	**	**	**	**	**	**	**	**	**	**	**	**	**	**	**	**	**	**	**	**
SP '04	8	73	.3	2.2	13	65	.5	2.5	7	50	.3	1.4	15	58	.6	3.3	3	44	.1	1.5
KDIF-AM																				
SP '05	2	31	.1	.4	5	16	.2	.8	1	8		.2	5	16	.2	.9	1	16		.4
WI '05	1	22	.2		2	22	.1	.3	2	9	.1	.4	1	9		.2				
FA '04	**	**	**	**	**	**	**	**	**	**	**	**	**	**	**	**	**	**	**	**
SU '04	**	**	**	**	**	**	**	**	**	**	**	**	**	**	**	**	**	**	**	**
4-Book	**	**	**	**	**	**	**	**	**	**	**	**	**	**	**	**	**	**	**	**
SP '04	1	35	.3		3	14	.1	.6	2	21	.1	.4								
KEZY-AM																				
SP '05	5	17	.2	1.1	2	8	.1	.3	8	8	.3	1.4	6	8	.2	1.0	6	17	.2	2.3
WI '05	1	23	.2		2	8	.1	.3	3	17	.1	.5	1	8		.2	1	15		.5
FA '04	7	21	.3	1.7	15	21	.6	2.3	11	21	.4	1.8	13	21	.5	2.4	1	10		.5
SU '04	3	12	.1	.9	2	6	.1	.4	6	12	.3	1.3	3	6	.1	.7	1	6		.6
4-Book	4	18	.2	1.0	5	11	.2	.8	7	15	.3	1.3	6	11	.2	1.1	2	12	.1	1.0
SP '04	**	**	**	**	**	**	**	**	**	**	**	**	**	**	**	**	**	**	**	**

** Station(s) not reported this survey. * Listener estimates adjusted for reported broadcast schedule. + Station(s) changed call letters - see Page 13. 4-Book: Avg. of current and previous 3 surveys. 2-Book: Avg. of most recent 2 surveys.

Target Listener Trends

Men 18-34

	Monday-Sunday 6AM-MID				Monday-Friday 6AM-10AM				Monday-Friday 10AM-3PM				Monday-Friday 3PM-7PM				Monday-Friday 7PM-MID			
	AQH (00)	Cume (00)	AQH Rtg	AQH Shr	AQH (00)	Cume (00)	AQH Rtg	AQH Shr	AQH (00)	Cume (00)	AQH Rtg	AQH Shr	AQH (00)	Cume (00)	AQH Rtg	AQH Shr	AQH (00)	Cume (00)	AQH Rtg	AQH Shr
KFRG-FM																				
SP '05	5	152	.2	1.1	5	72	.2	.8	6	77	.2	1.0	7	61	.3	1.2	3	43	.1	1.2
WI '05	16	226	.6	3.7	20	95	.7	3.4	16	84	.6	2.8	26	146	1.0	4.7	7	47	.3	3.3
FA '04	13	216	.5	3.1	17	99	.6	2.6	18	108	.7	3.0	18	162	.7	3.4	5	51	.2	2.3
SU '04	5	156	.2	1.5	3	35	.1	.6	5	62	.2	1.0	8	98	.3	2.0	5	56	.2	2.9
4-Book	10	188	.4	2.4	11	75	.4	1.9	11	83	.4	2.0	15	117	.6	2.8	5	49	.2	2.4
SP '04	9	197	.4	2.5	8	69	.3	1.5	17	131	.7	3.3	15	101	.6	3.3	3	46	.1	1.5
KGGI-FM																				
SP '05	41	765	1.5	9.1	49	320	1.8	7.8	46	345	1.7	7.9	56	422	2.1	9.6	25	267	.9	9.6
WI '05	33	793	1.2	7.6	39	329	1.4	6.6	38	309	1.4	6.7	37	397	1.4	6.7	16	221	.6	7.5
FA '04	37	671	1.4	8.7	36	311	1.3	5.5	45	319	1.7	7.6	58	387	2.1	10.9	23	254	.8	10.5
SU '04	24	604	1.0	7.0	27	260	1.1	5.2	34	312	1.4	7.1	34	352	1.4	8.3	12	176	.5	7.0
4-Book	34	708	1.3	8.1	38	305	1.4	6.3	41	321	1.6	7.3	46	390	1.8	8.9	19	230	.7	8.7
SP '04	18	569	.8	5.0	21	239	.9	4.0	18	225	.8	3.5	24	322	1.0	5.4	11	163	.5	5.6
KOLA-FM																				
SP '05	7	180	.3	1.6	6	72	.2	1.0	14	96	.5	2.4	8	74	.3	1.4	2	25	.1	.8
WI '05	10	201	.4	2.3	7	57	.3	1.2	18	119	.7	3.2	14	124	.5	2.5	1	28	.1	.5
FA '04	5	105	.2	1.2	7	41	.3	1.1	10	61	.4	1.7	8	61	.3	1.5	1	8	.1	.5
SU '04	6	122	.3	1.8	7	44	.3	1.4	10	62	.4	2.1	6	66	.3	1.5	2	34	.1	1.2
4-Book	7	152	.3	1.7	7	54	.3	1.2	13	85	.5	2.4	9	81	.4	1.7	2	24	.1	.8
SP '04	5	134	.2	1.4	9	49	.4	1.7	9	46	.4	1.8	3	59	.1	.7	3	49	.1	1.5
KTDD-AM																				
SP '05																				
WI '05																				
FA '04																				
SU '04		6																		
4-Book		2																		
SP '04	1	21	.3		1	7	.2						6				1	7	.5	
KWIE-FM																				
SP '05	37	592	1.4	8.2	41	264	1.5	6.5	46	348	1.7	7.9	49	382	1.8	8.4	28	262	1.0	10.8
WI '05	28	475	1.0	6.5	32	256	1.2	5.4	43	249	1.6	7.6	28	264	1.0	5.1	12	183	.4	5.7
FA '04	19	412	.7	4.5	13	209	.5	2.0	24	217	.9	4.0	31	226	1.1	5.8	8	109	.3	3.7
SU '04	17	336	.7	5.0	19	142	.8	3.7	20	185	.8	4.2	22	200	.9	5.4	8	95	.3	4.7
4-Book	25	454	1.0	6.1	26	218	1.0	4.4	33	250	1.3	5.9	33	268	1.2	6.2	14	162	.5	6.2
SP '04	28	386	1.2	7.7	24	215	1.0	4.5	41	246	1.7	8.0	34	233	1.4	7.6	26	172	1.1	13.1
KXRS-FM																				
SP '05	8	86	.3	1.8	13	53	.5	2.1	13	32	.5	2.2	13	68	.5	2.2	4	33	.1	1.5
WI '05	2	55	.1	.5	4	24	.1	.7	2	16	.1	.4	2	8	.1	.4	3	23	.1	1.4
FA '04	4	50	.1	.9	10	25	.4	1.5	8	25	.3	1.3	2	16	.1	.4	1	25	.1	.5
SU '04	2	52	.1	.6	3	25	.1	.6	2	14	.1	.4	2	27	.1	.5	1	15	.1	.6
4-Book	4	61	.2	1.0	8	32	.3	1.2	6	22	.3	1.1	5	30	.2	.9	2	24	.1	1.0
SP '04	3	42	.1	.8	6	29	.3	1.1	4	27	.2	.8	3	13	.1	.7	1	15	.1	.5
KXSB-FM																				
SP '05	29	254	1.1	6.4	36	138	1.3	5.7	55	151	2.0	9.5	40	180	1.5	6.9	15	81	.6	5.8
WI '05	12	160	.4	2.8	16	68	.6	2.7	21	84	.8	3.7	11	77	.4	2.0	4	41	.1	1.9
FA '04	17	224	.6	4.0	34	131	1.3	5.2	36	143	1.3	6.1	12	102	.4	2.3	5	43	.2	2.3
SU '04	21	169	.9	6.2	35	109	1.5	6.8	43	105	1.8	9.0	14	99	.6	3.4	5	45	.2	2.9
4-Book	20	202	.8	4.9	30	112	1.2	5.1	39	121	1.5	7.1	19	115	.7	3.7	7	53	.3	3.2
SP '04	9	126	.4	2.5	11	67	.5	2.1	17	89	.7	3.3	7	69	.3	1.6	3	32	.1	1.5
KABC-AM																				
SP '05	1	16	.1	.2					2	9	.1	.3	2	7	.1	.3	3	7	.1	1.2
WI '05																				
FA '04	2	29	.1	.5					9	29	.3	1.5								
SU '04		18											2	12	.1	.5		7		
4-Book	1	16		.2					3	10	.1	.5	1	5	.1	.2	1	4		.3
SP '04		15								15				7						

Target Listener Trends - Men 18-34

** Station(s) not reported this survey.

* Listener estimates adjusted for reported broadcast schedule.

+ Station(s) changed call letters - see Page 13.

4-Book: Avg. of current and previous 3 surveys.
2-Book: Avg. of most recent 2 surveys.

Target Listener Trends

Men 18-34																				
Monday-Sunday 6AM-MID				Monday-Friday 6AM-10AM				Monday-Friday 10AM-3PM				Monday-Friday 3PM-7PM				Monday-Friday 7PM-MID				
AQH (00)	Cume (00)	AQH Rtg	AQH Shr	AQH (00)	Cume (00)	AQH Rtg	AQH Shr	AQH (00)	Cume (00)	AQH Rtg	AQH Shr	AQH (00)	Cume (00)	AQH Rtg	AQH Shr	AQH (00)	Cume (00)	AQH Rtg	AQH Shr	
KBIG-FM																				
SP '05	3	105	.1	.7	5	53	.2	.8	3	30	.1	.5	1	14	.2	.2	1	28	.4	.4
WI '05	6	122	.2	1.4	6	33	.2	1.0	11	45	.4	1.9	10	76	.4	1.8	3	54	.1	1.4
FA '04	2	77	.1	.5	5	32	.2	.8	2	16	.1	.3	2	47	.1	.4	1	8		.5
SU '04	4	59	.2	1.2	6	25	.3	1.2	13	38	.5	2.7	3	27	.1	.7		11		
4-Book	4	91	.2	1.0	6	36	.2	1.0	7	32	.3	1.4	4	41	.2	.8	1	25		.6
SP '04	3	106	.1	.8	2	27	.1	.4	4	35	.2	.8	8	65	.3	1.8	3	23	.1	1.5
KCBS-FM																				
SP '05	11	209	.4	2.4	12	77	.4	1.9	14	83	.5	2.4	16	131	.6	2.8	4	53	.1	1.5
WI '05	4	186	.1	.9	3	72	.1	.5	5	74	.2	.9	7	76	.3	1.3	3	47	.1	1.4
FA '04	9	178	.3	2.1	17	83	.6	2.6	15	86	.6	2.5	10	111	.4	1.9	2	36	.1	.9
SU '04	5	122	.2	1.5	8	54	.3	1.6	6	53	.3	1.3	6	74	.3	1.5	3	33	.1	1.8
4-Book	7	174	.3	1.7	10	72	.4	1.7	10	74	.4	1.8	10	98	.4	1.9	3	42	.1	1.4
SP '04	7	169	.3	1.9	4	67	.2	.8	9	57	.4	1.8	13	104	.5	2.9	4	30	.2	2.0
KFI -AM																				
SP '05	8	131	.3	1.8	12	68	.4	1.9	4	40	.1	.7	19	79	.7	3.3	5	39	.2	1.9
WI '05	13	192	.5	3.0	7	92	.3	1.2	18	104	.7	3.2	24	86	.9	4.3	15	41	.6	7.1
FA '04	9	187	.3	2.1	8	63	.3	1.2	16	94	.6	2.7	14	98	.5	2.6	7	46	.3	3.2
SU '04	13	183	.5	3.8	26	133	1.1	5.0	6	66	.3	1.3	26	88	1.1	6.3	11	66	.5	6.4
4-Book	11	173	.4	2.7	13	89	.5	2.3	11	76	.4	2.0	21	88	.8	4.1	10	48	.4	4.7
SP '04	11	140	.5	3.0	13	65	.5	2.5	15	75	.6	2.9	19	83	.8	4.2	12	40	.5	6.1
KFVB-AM																				
SP '05	1	17		.2		8			2	8	.1	.3	2	17	.1	.3	2	9	.1	.8
WI '05	**	**	**	**	**	**	**	**	**	**	**	**	**	**	**	**	**	**	**	**
FA '04		14			1	8		.2												
SU '04		6				6			**	**	**	**	**	**	**	**	**	**	**	**
4-Book	**	**	**	**	**	**	**	**	**	**	**	**	**	**	**	**	**	**	**	**
SP '04	1	76		.3	1	24		.2	1	15		.2	1	23		.2	3	15	.1	1.5
KHHT-FM																				
SP '05	2	107	.1	.4	4	35	.1	.6	3	41	.1	.5	1	25		.2	2	57	.1	.8
WI '05	7	180	.3	1.6	11	49	.4	1.9	10	58	.4	1.8	6	68	.2	1.1	4	47	.1	1.9
FA '04	12	218	.4	2.8	9	90	.3	1.4	15	132	.6	2.5	11	112	.4	2.1	10	89	.4	4.6
SU '04	7	214	.3	2.1	13	92	.5	2.5	12	97	.5	2.5	5	78	.2	1.2	4	70	.2	2.3
4-Book	7	180	.3	1.7	9	67	.3	1.6	10	82	.4	1.8	6	71	.2	1.2	5	66	.2	2.4
SP '04	5	252	.2	1.4	7	110	.3	1.3	7	80	.3	1.4	8	97	.3	1.8	2	60	.1	1.0
KIIS-FM																				
SP '05	12	275	.4	2.7	20	118	.7	3.2	12	135	.4	2.1	16	137	.6	2.8	3	82	.1	1.2
WI '05	11	361	.4	2.5	13	156	.5	2.2	18	163	.7	3.2	18	190	.7	3.3	5	62	.2	2.4
FA '04	4	208	.1	.9	6	93	.2	.9	5	73	.2	.8	6	102	.2	1.1	2	37	.1	.9
SU '04	8	293	.3	2.3	12	73	.5	2.3	8	95	.3	1.7	8	153	.3	2.0	7	83	.3	4.1
4-Book	9	284	.3	2.1	13	110	.5	2.2	11	117	.4	2.0	12	146	.5	2.3	4	66	.2	2.2
SP '04	7	247	.3	1.9	12	125	.5	2.3	6	85	.3	1.2	8	100	.3	1.8	3	56	.1	1.5
KKBT-FM																				
SP '05	7	228	.3	1.6	4	57	.1	.6	7	97	.3	1.2	9	114	.3	1.5	5	45	.2	1.9
WI '05	14	290	.5	3.2	27	168	1.0	4.6	11	141	.4	1.9	7	87	.3	1.3	5	78	.2	2.4
FA '04	13	249	.5	3.1	25	132	.9	3.9	13	148	.5	2.2	20	141	.7	3.8	3	63	.1	1.4
SU '04	11	276	.5	3.2	16	128	.7	3.1	19	173	.8	4.0	12	132	.5	2.9	4	70	.2	2.3
4-Book	11	261	.5	2.8	18	121	.7	3.1	13	140	.5	2.3	12	119	.5	2.4	4	64	.2	2.0
SP '04	18	305	.8	5.0	15	152	.6	2.8	20	130	.8	3.9	31	203	1.3	6.9	14	133	.6	7.1
KLAC-AM																				
SP '05	2	23	.1	.4	3	15	.1	.5	6	23	.2	1.0								
WI '05	2	38	.1	.5	2	25	.1	.3	5	21	.2	.9	5	38	.2	.9				
FA '04																				
SU '04	**	**	**	**	**	**	**	**	**	**	**	**	**	**	**	**	**	**	**	**
4-Book	**	**	**	**	**	**	**	**	**	**	**	**	**	**	**	**	**	**	**	**
SP '04		27												13				1	21	.5

** Station(s) not reported this survey.

* Listener estimates adjusted for reported broadcast schedule.

+ Station(s) changed call letters - see Page 13.

4-Book: Avg. of current and previous 3 surveys.
2-Book: Avg. of most recent 2 surveys.

Target Listener Trends

Men 18-34

	Monday-Sunday 6AM-MID				Monday-Friday 6AM-10AM				Monday-Friday 10AM-3PM				Monday-Friday 3PM-7PM				Monday-Friday 7PM-MID			
	AQH (00)	Cume (00)	AQH Rtg	AQH Shr	AQH (00)	Cume (00)	AQH Rtg	AQH Shr	AQH (00)	Cume (00)	AQH Rtg	AQH Shr	AQH (00)	Cume (00)	AQH Rtg	AQH Shr	AQH (00)	Cume (00)	AQH Rtg	AQH Shr
KLAX-FM																				
SP '05	11	136	.4	2.4	21	80	.8	3.3	11	55	.4	1.9	8	90	.3	1.4	4	17	.1	1.5
WI '05	6	123	.2	1.4	12	57	.4	2.0	9	74	.3	1.6	9	85	.3	1.6		9		
FA '04	2	116	.1	.5	3	39	.1	.5	1	37		.2	4	43	.1	.8	3	44	.1	1.4
SU '04	11	137	.5	3.2	22	83	.9	4.3	14	55	.6	2.9	11	63	.5	2.7	2	37	.1	1.2
4-Book	8	128	.3	1.9	15	65	.6	2.5	9	55	.3	1.7	8	70	.3	1.6	2	27	.1	1.0
SP '04	12	191	.5	3.3	31	107	1.3	5.9	13	100	.5	2.5	13	77	.5	2.9	3	29	.1	1.5
KLOS-FM																				
SP '05	4	99	.1	.9	12	84	.4	1.9	4	37	.1	.7	5	78	.2	.9	1	37		.4
WI '05	10	192	.4	2.3	8	100	.3	1.4	12	106	.4	2.1	16	106	.6	2.9	7	58	.3	3.3
FA '04	5	151	.2	1.2	11	71	.4	1.7	6	67	.2	1.0	7	64	.3	1.3	1	19		.5
SU '04	4	137	.2	1.2	16	91	.7	3.1	2	46	.1	.4	3	45	.1	.7				
4-Book	6	145	.2	1.4	12	87	.5	2.0	6	64	.2	1.1	8	73	.3	1.5	2	29	.1	1.1
SP '04	5	162	.2	1.4	9	84	.4	1.7	5	68	.2	1.0	5	64	.2	1.1		24		
KLSX-FM																				
SP '05	17	215	.6	3.8	51	170	1.9	8.1	23	90	.8	4.0	16	122	.6	2.8	5	44	.2	1.9
WI '05	16	224	.6	3.7	46	130	1.7	7.8	10	99	.4	1.8	29	130	1.1	5.3	4	37	.1	1.9
FA '04	28	209	1.0	6.6	77	163	2.8	11.9	43	126	1.6	7.2	32	142	1.2	6.0	6	42	.2	2.7
SU '04	16	136	.7	4.7	25	82	1.0	4.8	36	76	1.5	7.5	26	94	1.1	6.3		10		
4-Book	19	196	.7	4.7	50	136	1.9	8.2	28	98	1.1	5.1	26	122	1.0	5.1	4	33	.1	1.6
SP '04	16	184	.7	4.4	40	128	1.7	7.6	28	107	1.2	5.5	20	110	.8	4.5	1	28		.5
KLVE-FM																				
SP '05	13	209	.5	2.9	18	112	.7	2.9	16	129	.6	2.7	9	97	.3	1.5	12	98	.4	4.6
WI '05	18	291	.7	4.2	18	85	.7	3.0	26	167	1.0	4.6	22	150	.8	4.0	11	106	.4	5.2
FA '04	20	295	.7	4.7	15	91	.6	2.3	21	107	.8	3.5	20	152	.7	3.8	18	144	.7	8.2
SU '04	7	139	.3	2.1	4	40	.2	.8	6	66	.3	1.3	11	72	.5	2.7	8	31	.3	4.7
4-Book	15	234	.6	3.5	14	82	.6	2.3	17	117	.7	3.0	16	118	.6	3.0	12	95	.5	5.7
SP '04	7	212	.3	1.9	14	107	.6	2.7	3	63	.1	.6	6	76	.3	1.3	8	93	.3	4.0
KLYY-FM																				
SP '05	21	280	.8	4.7	28	120	1.0	4.4	26	145	1.0	4.5	39	183	1.4	6.7	6	102	.2	2.3
WI '05	28	353	1.0	6.5	36	181	1.3	6.1	44	188	1.6	7.8	34	203	1.3	6.2	10	109	.4	4.7
FA '04	15	280	.6	3.5	24	119	.9	3.7	15	73	.6	2.5	8	89	.3	1.5	20	113	.7	9.1
SU '04	19	264	.8	5.6	17	137	.7	3.3	31	144	1.3	6.5	25	133	1.0	6.1	8	61	.3	4.7
4-Book	21	294	.8	5.1	26	139	1.0	4.4	29	138	1.1	5.3	27	152	1.0	5.1	11	96	.4	5.2
SP '04	30	361	1.3	8.3	28	157	1.2	5.3	67	246	2.8	13.1	25	198	1.0	5.6	12	113	.5	6.1
KMXE-AM																				
SP '05	1	17		.2	2	8	.1	.3					4	17	.1	.7	1	9		.4
WI '05	**	**	**	**	**	**	**	**	**	**	**	**	**	**	**	**	**	**	**	**
FA '04	6	45	.2	1.4	17	34	.6	2.6	9	29	.3	1.5	8	29	.3	1.5	2	21	.1	.9
SU '04	**	**	**	**	**	**	**	**	**	**	**	**	**	**	**	**	**	**	**	**
4-Book	**	**	**	**	**	**	**	**	**	**	**	**	**	**	**	**	**	**	**	**
SP '04	3	35	.1	.8	4	21	.2	.8	5	7	.2	1.0	5	21	.2	1.1		7		
KMZT-FM																				
SP '05		8			1	8		.2												
WI '05		36								9				8						
FA '04		16				6			1	10		.2		5						
SU '04	1	36		.3	5	18	.2	1.0	1	15		.2		12				6		
4-Book		24		.1	2	8		.3	1	9		.1		6				2		
SP '04	1	13		.3	1	6		.2	2	6		.4		6			1	7		.5
KNX -AM																				
SP '05	1	44		.2					1	8		.2	2	29	.1	.3		6		
WI '05	2	75	.1	.5	6	40	.2	1.0	2	24	.1	.4	6	43	.2	1.1	1	17		.5
FA '04	1	52		.2	3	28	.1	.5	2	32	.1	.3	1	19		.2				
SU '04		24			1	18		.2		12				6			1	6		.6
4-Book	1	49		.2	3	22	.1	.4	1	19	.1	.2	2	24	.1	.4	1	7		.3
SP '04	2	97	.1	.6	5	23	.2	.9		24			5	47	.2	1.1	2	21	.1	1.0

Target Listener Trends - Men 18-34

** Station(s) not reported this survey.

* Listener estimates adjusted for reported broadcast schedule.

+ Station(s) changed call letters - see Page 13.

4-Book: Avg. of current and previous 3 surveys.
2-Book: Avg. of most recent 2 surveys.

Target Listener Trends

		Men 18-34																			
Monday-Sunday 6AM-MID				Monday-Friday 6AM-10AM				Monday-Friday 10AM-3PM				Monday-Friday 3PM-7PM				Monday-Friday 7PM-MID					
AQH (00)	Cume (00)	AQH Rtg	AQH Shr	AQH (00)	Cume (00)	AQH Rtg	AQH Shr	AQH (00)	Cume (00)	AQH Rtg	AQH Shr	AQH (00)	Cume (00)	AQH Rtg	AQH Shr	AQH (00)	Cume (00)	AQH Rtg	AQH Shr		
KOST-FM																					
SP '05	7	104	.3	1.6	8	51	.3	1.3	10	51	.4	1.7	10	36	.4	1.7	7	53	.3	2.7	
WI '05	3	110	.1	.7	2	36	.1	.3	1	30	.2	.2	4	60	.1	.7	4	42	.1	1.9	
FA '04	5	107	.2	1.2	2	31	.1	.3	8	61	.3	1.3	9	80	.3	1.7	2	30	.1	.9	
SU '04	4	79	.2	1.2	5	24	.2	1.0	8	42	.3	1.7	7	36	.3	1.7	1	27		.6	
4-Book	5	100	.2	1.2	4	36	.2	.7	7	46	.3	1.2	8	53	.3	1.5	4	38	.1	1.5	
SP '04	4	151	.2	1.1	3	64	.1	.6	4	44	.2	.8	4	82	.2	.9	5	59	.2	2.5	
KPLM-FM																					
SP '05	1	23		.2	2	23	.1	.3	1	14		.2	1	14		.2		9			
WI '05	1	27		.2		6			1	16		.2	1	18		.2					
FA '04	**	**	**	**	**	**	**	**	**	**	**	**	**	**	**	**	**	**	**	**	
SU '04	**	**	**	**	**	**	**	**	**	**	**	**	**	**	**	**	**	**	**	**	
4-Book	**	**	**	**	**	**	**	**	**	**	**	**	**	**	**	**	**	**	**	**	
SP '04	**	**	**	**	**	**	**	**	**	**	**	**	**	**	**	**	**	**	**	**	
KPWR-FM																					
SP '05	22	497	.8	4.9	30	222	1.1	4.8	29	261	1.1	5.0	23	276	.8	4.0	11	171	.4	4.2	
WI '05	22	445	.8	5.1	39	199	1.4	6.6	30	177	1.1	5.3	30	267	1.1	5.4	6	97	.2	2.8	
FA '04	18	381	.7	4.2	29	253	1.1	4.5	18	223	.7	3.0	23	206	.8	4.3	10	138	.4	4.6	
SU '04	16	417	.7	4.7	24	173	1.0	4.7	18	181	.8	3.8	22	223	.9	5.4	7	124	.3	4.1	
4-Book	20	435	.8	4.7	31	212	1.2	5.2	24	211	.9	4.3	25	243	.9	4.8	9	133	.3	3.9	
SP '04	13	375	.5	3.6	20	170	.8	3.8	17	180	.7	3.3	9	125	.4	2.0	12	119	.5	6.1	
KRCV-FM																					
SP '05		15				8								8				1	8		.4
WI '05	3	25	.1	.7	7	16	.3	1.2	7	25	.3	1.2	3	17	.1	.5	2	8	.1	.9	
FA '04	**	**	**	**	**	**	**	**	**	**	**	**	**	**	**	**	**	**	**	**	
SU '04	3	25	.1	.9	5	25	.2	1.0	5	25	.2	1.0	4	12	.2	1.0		8			
4-Book	**	**	**	**	**	**	**	**	**	**	**	**	**	**	**	**	**	**	**	**	
SP '04	2	32	.1	.6		7				7			3	19	.1	.7	5	19	.2	2.5	
KROQ-FM																					
SP '05	9	300	.3	2.0	16	146	.6	2.5	11	142	.4	1.9	11	142	.4	1.9	7	113	.3	2.7	
WI '05	16	367	.6	3.7	21	165	.8	3.5	22	158	.8	3.9	23	207	.8	4.2	11	112	.4	5.2	
FA '04	17	363	.6	4.0	26	205	1.0	4.0	32	190	1.2	5.4	17	173	.6	3.2	10	80	.4	4.6	
SU '04	15	329	.6	4.4	22	112	.9	4.3	13	135	.5	2.7	18	165	.8	4.4	11	94	.5	6.4	
4-Book	14	340	.5	3.5	21	157	.8	3.6	20	156	.7	3.5	17	172	.7	3.4	10	100	.4	4.7	
SP '04	15	318	.6	4.1	20	147	.8	3.8	29	185	1.2	5.7	18	179	.8	4.0	10	135	.4	5.1	
KRTH-FM																					
SP '05	2	53	.1	.4		8			2	24	.1	.3	1	23		.2					
WI '05	1	76		.2		27			2	40	.1	.4	1	25		.2		17			
FA '04	1	53		.2	2	14	.1	.3		6			2	32	.1	.4					
SU '04	3	89	.1	.9	2	43	.1	.4	3	32	.1	.6	4	58	.2	1.0	3	32	.1	1.8	
4-Book	2	68	.1	.4	1	23	.1	.2	2	26	.1	.3	2	35	.1	.5	1	12		.5	
SP '04	2	75	.1	.6	2	22	.1	.4	3	39	.1	.6	3	39	.1	.7	1	22		.5	
KSCA-FM																					
SP '05	24	269	.9	5.3	48	186	1.8	7.6	22	115	.8	3.8	35	141	1.3	6.0	17	93	.6	6.5	
WI '05	29	336	1.1	6.7	62	203	2.3	10.5	36	202	1.3	6.4	39	189	1.4	7.1	6	49	.2	2.8	
FA '04	36	364	1.3	8.5	85	266	3.1	13.1	54	204	2.0	9.1	31	122	1.1	5.8	12	89	.4	5.5	
SU '04	17	261	.7	5.0	44	180	1.8	8.5	30	137	1.3	6.3	16	104	.7	3.9	2	42	.1	1.2	
4-Book	27	308	1.0	6.4	60	209	2.3	9.9	36	165	1.4	6.4	30	139	1.1	5.7	9	68	.3	4.0	
SP '04	24	295	1.0	6.6	64	220	2.7	12.1	30	147	1.3	5.9	21	127	.9	4.7	4	50	.2	2.0	
KSSE-FM																					
SP '05	7	87	.3	1.6	13	55	.5	2.1	12	55	.4	2.1	8	49	.3	1.4	2	26	.1	.8	
WI '05	6	112	.2	1.4	11	24	.4	1.9	6	49	.2	1.1	5	65	.2	.9	4	31	.1	1.9	
FA '04	5	123	.2	1.2	8	46	.3	1.2	8	67	.3	1.3	8	67	.3	1.5	1	19		.5	
SU '04	1	85		.3	4	51	.2	.8	2	40	.1	.4	1	36		.2		5			
4-Book	5	102	.2	1.1	9	44	.4	1.5	7	53	.3	1.2	6	54	.2	1.0	2	20	.1	.8	
SP '04	6	71	.3	1.7	9	35	.4	1.7	7	41	.3	1.4	8	36	.3	1.8		14			

** Station(s) not reported this survey.

* Listener estimates adjusted for reported broadcast schedule.

+ Station(s) changed call letters - see Page 13.

4-Book: Avg. of current and previous 3 surveys.
2-Book: Avg. of most recent 2 surveys.

Target Listener Trends

Men 18-34

	Monday-Sunday 6AM-MID				Monday-Friday 6AM-10AM				Monday-Friday 10AM-3PM				Monday-Friday 3PM-7PM				Monday-Friday 7PM-MID			
	AQH (00)	Cume (00)	AQH Rtg	AQH Shr	AQH (00)	Cume (00)	AQH Rtg	AQH Shr	AQH (00)	Cume (00)	AQH Rtg	AQH Shr	AQH (00)	Cume (00)	AQH Rtg	AQH Shr	AQH (00)	Cume (00)	AQH Rtg	AQH Shr
KTWV-FM																				
SP '05	4	62	.1	.9	2	24	.1	.3	1	25		.2	5	32	.2	.9	7	41	.3	2.7
WI '05	1	56		.2		14				8			1	25		.2	1	16		.5
FA '04	2	47	.1	.5	2	23	.1	.3	2	32	.1	.3	5	21	.2	.9	1	15		.5
SU '04	2	71	.1	.6	2	23	.1	.4	2	34	.1	.4	4	24	.2	1.0	3	26	.1	1.8
4-Book	2	59	.1	.6	2	21	.1	.3	1	25	.1	.2	4	26	.2	.8	3	25	.1	1.4
SP '04	1	45		.3	2	30	.1	.4	4	38	.2	.8		6			1	7		.5
KWVE-FM																				
SP '05	2	38	.1	.4	3	29	.1	.5	2	15	.1	.3	2	23	.1	.3		9		
WI '05	2	71	.1	.5	1	18			2	24	.1	.4	1	8		.2	5	29	.2	2.4
FA '04	6	59	.2	1.4	10	44	.4	1.5	10	54	.4	1.7	5	54	.2	.9	1	21		.5
SU '04	2	54	.1	.6	4	18	.2	.8	4	17	.2	.8	3	26	.1	.7	1	11		.6
4-Book	3	56	.1	.7	5	27	.2	.8	5	28	.2	.8	3	28	.1	.5	2	18	.1	.9
SP '04	1	40		.3	3	20	.1	.6	1	14		.2	2	20	.1	.4	1	7		.5
KYSR-FM																				
SP '05	1	56		.2	2	14	.1	.3		14			1	27		.2	1	14		.4
WI '05	3	98	.1	.7	5	59	.2	.8	4	39	.1	.7	5	54	.2	.9	1	32		.5
FA '04		46				16			1	22		.2	1	32		.2		8		
SU '04	3	96	.1	.9	2	18	.1	.4	3	30	.1	.6	4	39	.2	1.0	2	9	.1	1.2
4-Book	2	74	.1	.5	2	27	.1	.4	2	26	.1	.4	3	38	.1	.6	1	16		.5
SP '04	2	49	.1	.6	3	21	.1	.6	1	15		.2	1	29		.2		15		
KZLA-FM																				
SP '05		30				8				8			1	15		.2	1	7		.4
WI '05	1	69		.2	1	24		.2					1	17		.2		9		
FA '04	4	62	.1	.9	4	30	.1	.6	8	27	.3	1.3	5	41	.2	.9	1	9		.5
SU '04	3	43	.1	.9	2	22	.1	.4	4	22	.2	.8	2	11	.1	.5	4	27	.2	2.3
4-Book	2	51	.1	.5	2	21	.1	.3	3	14	.1	.5	2	21	.1	.5	2	13	.1	.8
SP '04	4	71	.2	1.1	4	22	.2	.8	4	21	.2	.8	7	63	.3	1.6	1	21		.5
TOTALS																				
SP '05	450	2525	16.6		631	1994	23.2		582	1871	21.4		581	2094	21.4		260	1527	9.6	
WI '05	433	2585	16.0		592	2028	21.8		565	1893	20.8		552	2097	20.3		212	1281	7.8	
FA '04	424	2538	15.6		649	2023	23.9		595	1888	21.9		533	2038	19.6		219	1341	8.1	
SU '04	341	2193	14.3		516	1681	21.6		479	1645	20.0		410	1753	17.1		171	1128	7.2	
4-Book	412	2460	15.6		597	1932	22.6		555	1824	21.0		519	1996	19.6		216	1319	8.2	
SP '04	363	2256	15.2		528	1826	22.1		511	1764	21.4		448	1792	18.7		198	1295	8.3	

Target Listener Trends - Men 18-34

** Station(s) not reported this survey.

* Listener estimates adjusted for reported broadcast schedule.

+ Station(s) changed call letters - see Page 13.

4-Book: Avg. of current and previous 3 surveys.
2-Book: Avg. of most recent 2 surveys.

Target Listener Estimates

Men 18-34																				
Monday-Friday 6AM-7PM				Weekend 6AM-MID				Saturday 6AM-10AM				Saturday 10AM-3PM				Saturday 3PM-7PM				
AQH (00)	Cume (00)	AQH Rtg	AQH Shr	AQH (00)	Cume (00)	AQH Rtg	AQH Shr	AQH (00)	Cume (00)	AQH Rtg	AQH Shr	AQH (00)	Cume (00)	AQH Rtg	AQH Shr	AQH (00)	Cume (00)	AQH Rtg	AQH Shr	
KAEH-FM																				
SP '05	17	168	.6	2.8	9	106	.3	2.8	17	41	.6	4.3	21	68	.8	4.4	14	31	.5	3.3
4-Book	14	132	.5	2.5	9	95	.3	2.9	14	36	.5	4.0	16	46	.6	3.5	15	36	.6	4.0
KATY-FM																				
SP '05	1	23	.2	.2	1	15	.3	.3					1	7	.2	.2	1	7	.2	.2
4-Book	**	**	**	**	**	**	**	**	**	**	**	**	**	**	**	**	**	**	**	**
KCAL-AM																				
SP '05	4	8	.1	.7	1	8	.3	.3	2	8	.1	.5	5	8	.2	1.1				
4-Book	**	**	**	**	**	**	**	**	**	**	**	**	**	**	**	**	**	**	**	**
KCAL-FM																				
SP '05	33	379	1.2	5.5	22	228	.8	6.9	15	72	.6	3.8	29	56	1.1	6.1	30	77	1.1	7.1
4-Book	36	385	1.4	6.5	22	243	.9	7.8	17	62	.7	5.2	38	99	1.5	9.0	25	67	1.0	7.5
KCXX-FM																				
SP '05	29	310	1.1	4.9	17	204	.6	5.4	20	71	.7	5.1	22	81	.8	4.6	16	62	.6	3.8
4-Book	23	296	.9	4.1	12	144	.5	4.1	11	43	.4	3.3	18	66	.7	4.1	15	46	.6	4.2
+KDAI-FM																				
SP '05	20	136	.7	3.4	7	112	.3	2.2	10	35	.4	2.6	4	16	.1	.8	5	35	.2	1.2
4-Book	**	**	**	**	**	**	**	**	**	**	**	**	**	**	**	**	**	**	**	**
KDIF-AM																				
SP '05	3	23	.1	.5	1	23	.3	.3	3	16	.1	.8	2	8	.1	.4	1	8	.2	.2
4-Book	**	**	**	**	**	**	**	**	**	**	**	**	**	**	**	**	**	**	**	**
KEZY-AM																				
SP '05	6	8	.2	1.0	5	8	.2	1.6	2	8	.1	.5	8	8	.3	1.7	6	8	.2	1.4
4-Book	6	15	.3	1.1	3	6	.1	.9	2	6	.1	.8	5	6	.2	1.1	3	4	.1	.8
KFRG-FM																				
SP '05	6	124	.2	1.0	4	76	.1	1.3	9	15	.3	2.3	4	23	.1	.8				
4-Book	12	154	.5	2.2	8	98	.3	2.7	12	31	.5	3.6	10	45	.4	2.3	4	13	.2	1.1
KGGI-FM																				
SP '05	50	625	1.8	8.4	35	432	1.3	11.0	35	141	1.3	9.0	35	98	1.3	7.4	36	92	1.3	8.6
4-Book	42	571	1.6	7.4	30	383	1.1	10.2	25	99	1.0	7.4	31	106	1.2	7.0	34	103	1.3	9.5
KOLA-FM																				
SP '05	10	148	.4	1.7	6	85	.2	1.9	6	32	.2	1.5	9	32	.3	1.9	4	16	.1	1.0
4-Book	10	134	.4	1.8	6	64	.2	2.1	8	24	.3	2.4	12	33	.5	2.9	4	14	.1	1.0
KTDD-AM																				
SP '05						2								2		.1				
4-Book																				
KWIE-FM																				
SP '05	45	513	1.7	7.5	27	356	1.0	8.5	25	95	.9	6.4	30	87	1.1	6.3	47	153	1.7	11.2
4-Book	31	393	1.2	5.5	23	278	.9	7.8	21	63	.8	6.0	33	105	1.2	7.4	33	102	1.2	8.8
KXRS-FM																				
SP '05	13	77	.5	2.2	2	30	.1	.6	9	23	.3	2.3	1	6	.2	.2	4	8	.1	1.0
4-Book	6	40	.3	1.1	1	24	.3	.3	3	9	.1	.8		2	.1	.1	2	6	.1	.5
KXSB-FM																				
SP '05	45	228	1.7	7.5	12	105	.4	3.8	8	32	.3	2.0	15	32	.6	3.2	27	55	1.0	6.4
4-Book	30	174	1.2	5.5	10	89	.4	3.6	8	26	.3	2.5	17	29	.7	4.0	16	39	.6	4.1
KABC-AM																				
SP '05	1	16	.2	.2										2	.1					
4-Book	1	14	.2	.2		4														
KBIG-FM																				
SP '05	3	76	.1	.5	3	43	.1	.9					4	14	.1	.8	8	8	.3	1.9
4-Book	6	74	.2	1.1	2	37	.1	.6	1	2	.2	.2	1	8	.3	.3	6	10	.2	1.3

** Station(s) not reported this survey.

* Listener estimates adjusted for reported broadcast schedule.

+ Station(s) changed call letters - see Page 13.

4-Book: Avg. of current and previous 3 surveys.
2-Book: Avg. of most recent 2 surveys.

Target Listener Estimates

Men 18-34

	Monday-Friday 6AM-7PM				Weekend 6AM-MID				Saturday 6AM-10AM				Saturday 10AM-3PM				Saturday 3PM-7PM			
	AQH (00)	Cume (00)	AQH Rtg	AQH Shr	AQH (00)	Cume (00)	AQH Rtg	AQH Shr	AQH (00)	Cume (00)	AQH Rtg	AQH Shr	AQH (00)	Cume (00)	AQH Rtg	AQH Shr	AQH (00)	Cume (00)	AQH Rtg	AQH Shr
KCBS-FM																				
SP '05	14	166	.5	2.3	9	106	.3	2.8	4	21	.1	1.0	15	42	.6	3.2	11	28	.4	2.6
4-Book	10	143	.4	1.8	5	72	.2	1.6	3	9	.1	1.0	10	33	.4	2.1	5	17	.2	1.1
KFI -AM																				
SP '05	11	117	.4	1.8	5	50	.2	1.6	5	22	.2	1.3	3	14	.1	.6				
4-Book	15	152	.6	2.7	4	55	.2	1.5	11	32	.4	3.6	5	18	.2	1.1	3	7	.1	.9
KFWB-AM																				
SP '05	1	17	.2	.2		8			1	8	.3	.3						8		
4-Book	**	**	**	**	**	**	**	**	**	**	**	**	**	**	**	**	**	**	**	**
KHHT-FM																				
SP '05	2	83	.1	.3	2	42	.1	.6					1	9	.2	.2	1	9	.2	.2
4-Book	8	144	.3	1.5	6	79	.3	2.2	7	24	.3	2.3	9	27	.3	2.1	6	18	.2	1.8
KIIS-FM																				
SP '05	16	230	.6	2.7	11	145	.4	3.5	12	38	.4	3.1	14	46	.5	3.0	17	70	.6	4.0
4-Book	12	228	.5	2.1	7	115	.3	2.3	10	30	.4	3.1	11	42	.4	2.5	8	37	.3	2.1
KKBT-FM																				
SP '05	7	187	.3	1.2	8	133	.3	2.5	18	41	.7	4.6	18	65	.7	3.8	15	42	.6	3.6
4-Book	14	221	.6	2.6	11	127	.4	3.6	13	29	.5	3.9	19	63	.7	4.0	18	38	.7	4.3
KLAC-AM																				
SP '05	3	23	.1	.5	1	8	.3	.3					3	8	.1	.6				
4-Book	**	**	**	**	**	**	**	**	**	**	**	**	**	**	**	**	**	**	**	**
KLAX-FM																				
SP '05	13	121	.5	2.2	12	79	.4	3.8	27	55	1.0	6.9	11	32	.4	2.3	15	40	.6	3.6
4-Book	10	109	.4	1.9	6	62	.2	2.2	12	25	.5	3.5	5	19	.2	1.0	6	16	.2	1.7
KLOS-FM																				
SP '05	7	99	.3	1.2		14											2	14	.1	.5
4-Book	9	129	.3	1.6	3	44	.1	1.1	5	10	.2	1.8	3	15	.1	.7	6	17	.2	1.5
KLSX-FM																				
SP '05	29	215	1.1	4.9	3	48	.1	.9	9	16	.3	2.3	8	23	.3	1.7	4	15	.1	1.0
4-Book	34	191	1.3	6.1	3	39	.1	.9	5	10	.2	1.4	4	17	.1	.8	4	10	.1	1.0
KLVE-FM																				
SP '05	15	163	.6	2.5	9	144	.3	2.8	21	55	.8	5.4	16	48	.6	3.4	8	24	.3	1.9
4-Book	16	186	.6	2.8	14	128	.5	4.8	18	42	.7	5.6	23	52	.9	5.4	15	41	.5	4.1
KLYY-FM																				
SP '05	30	239	1.1	5.0	15	160	.6	4.7	21	48	.8	5.4	27	54	1.0	5.7	36	70	1.3	8.6
4-Book	27	253	1.0	4.9	16	159	.6	5.4	17	44	.6	4.8	25	55	1.0	5.6	22	53	.8	6.0
KMXE-AM																				
SP '05	2	17	.1	.3	1	8	.3	.3	2	8	.1	.5					3	8	.1	.7
4-Book	**	**	**	**	**	**	**	**	**	**	**	**	**	**	**	**	**	**	**	**
KMZT-FM																				
SP '05		8																		
4-Book	1	18	.1	.1		10	.1	.1		2	.1	.1		2	.1	.1		2	.1	.1
KNX -AM																				
SP '05	1	29	.2	.2		15														
4-Book	2	44	.1	.3		12														
KOST-FM																				
SP '05	10	81	.4	1.7	2	35	.1	.6	1	7	.3	.3	8	14	.3	1.7	7	7	.3	1.7
4-Book	7	85	.3	1.2	3	37	.1	1.0	1	4	.2	.2	6	15	.2	1.2	7	13	.3	1.9
KPLM-FM																				
SP '05	2	23	.1	.3																
4-Book	**	**	**	**	**	**	**	**	**	**	**	**	**	**	**	**	**	**	**	**

Target Listener Estimates - Men 18-34

** Station(s) not reported this survey.

* Listener estimates adjusted for reported broadcast schedule.

+ Station(s) changed call letters - see Page 13.

4-Book: Avg. of current and previous 3 surveys.
2-Book: Avg. of most recent 2 surveys.

Target Listener Estimates

Men 18-34

	Monday-Friday 6AM-7PM				Weekend 6AM-MID				Saturday 6AM-10AM				Saturday 10AM-3PM				Saturday 3PM-7PM			
	AQH (00)	Cume (00)	AQH Rtg	AQH Shr	AQH (00)	Cume (00)	AQH Rtg	AQH Shr	AQH (00)	Cume (00)	AQH Rtg	AQH Shr	AQH (00)	Cume (00)	AQH Rtg	AQH Shr	AQH (00)	Cume (00)	AQH Rtg	AQH Shr
KPWR-FM																				
SP '05	27	440	1.0	4.5	19	253	.7	6.0	23	71	.8	5.9	38	128	1.4	8.0	37	98	1.4	8.8
4-Book	26	377	1.0	4.7	15	217	.6	5.3	17	53	.6	5.2	27	110	1.0	6.1	22	79	.9	6.1
KRCV-FM																				
SP '05	**	8	**	**	**	8	**	**	**	**	**	**	**	1	**	.2	**	**	**	**
4-Book	**	**	**	**	**	**	**	**	**	**	**	**	**	**	**	**	**	**	**	**
KROQ-FM																				
SP '05	13	261	.5	2.2	6	121	.2	1.9	3	15	.1	.8	7	42	.3	1.5	4	16	.1	1.0
4-Book	20	284	.8	3.5	9	148	.3	3.2	7	33	.3	2.2	13	58	.5	3.2	11	41	.4	3.6
KRTH-FM																				
SP '05	1	39	.2	.2	4	22	.1	1.3	7	7	.3	1.8	6	7	.2	1.3	1	7	.1	.2
4-Book	2	59	.3	.3	2	21	.1	.7	2	2	.1	.5	2	3	.1	.5	2	9	.1	.5
KSCA-FM																				
SP '05	34	244	1.3	5.7	13	129	.5	4.1	31	63	1.1	7.9	13	41	.5	2.7	9	18	.3	2.1
4-Book	41	280	1.6	7.4	13	152	.5	4.3	31	80	1.2	9.8	16	44	.6	3.7	15	31	.6	3.7
KSSE-FM																				
SP '05	11	78	.4	1.8	4	47	.1	1.3	5	24	.2	1.3	11	40	.4	2.3	6	23	.2	1.4
4-Book	7	88	.3	1.2	3	46	.1	.8	2	12	.1	.7	6	22	.2	1.2	2	8	.1	.4
KTWV-FM																				
SP '05	2	40	.1	.3	4	55	.1	1.3	4	15	.1	1.0	6	25	.2	1.3	4	18	.1	1.0
4-Book	2	44	.1	.4	2	27	.1	.5	1	5	.1	.3	3	11	.1	.6	2	7	.1	.5
KWVE-FM																				
SP '05	2	38	.1	.3	1	23	.3	.3	2	8	.1	.5	1	9	.1	.2	1	9	.1	.2
4-Book	4	45	.2	.7	2	33	.6	.6	2	9	.1	.8	3	15	.1	.6	2	14	.1	.7
KYSR-FM																				
SP '05	1	42	.2	.2		14							1	8	.2	.2				
4-Book	3	59	.1	.5	2	24	.1	.6		2	.1	.1	5	13	.2	1.4	3	5	.1	1.0
KZLA-FM																				
SP '05	1	22	.2	.2		7														
4-Book	3	36	.1	.5	2	23	.1	.6	2	2	.1	.5	5	11	.2	1.0	5	12	.2	1.3
TOTALS																				
SP '05	597	2477	22.0		317	1986	11.7		391	968	14.4		474	1050	17.5		421	983	15.5	
4-Book	557	2404	21.1		287	1866	10.9		329	852	12.5		439	1058	16.6		366	882	13.8	

** Station(s) not reported this survey.

* Listener estimates adjusted for reported broadcast schedule.

+ Station(s) changed call letters - see Page 13.

4-Book: Avg. of current and previous 3 surveys.
2-Book: Avg. of most recent 2 surveys.

Target Listener Estimates

Men 18-34

Target Listener Estimates - Men 18-34

	Saturday 7PM-MID				Sunday 6AM-10AM				Sunday 10AM-3PM				Sunday 3PM-7PM				Sunday 7PM-MID			
	AQH (00)	Cume (00)	AQH Rtg	AQH Shr	AQH (00)	Cume (00)	AQH Rtg	AQH Shr	AQH (00)	Cume (00)	AQH Rtg	AQH Shr	AQH (00)	Cume (00)	AQH Rtg	AQH Shr	AQH (00)	Cume (00)	AQH Rtg	AQH Shr
KAEH-FM SP '05 4-Book	5	10	.2	2.1	3	10	.1	1.1	8	32	.3	2.6	6	14	.2	1.9	2	13	.1	1.3
KATY-FM SP '05 4-Book	**	**	**	**	**	**	**	**	**	**	**	**	**	**	**	**	**	**	**	**
KCAL-AM SP '05 4-Book	**	**	**	**	**	**	**	**	**	**	**	**	**	**	**	**	**	**	**	**
KCAL-FM SP '05 4-Book	16	47	.6	7.0	17	38	.7	8.3	27	69	1.0	8.6	18	49	.7	6.5	16	50	.6	9.1
KCXX-FM SP '05 4-Book	15	46	.6	7.2	5	14	.2	2.3	13	36	.5	4.1	11	29	.4	3.9	7	19	.3	3.9
+KDAI-FM SP '05 4-Book	**	**	**	**	**	**	**	**	**	**	**	**	**	**	**	**	**	**	**	**
KDIF-AM SP '05 4-Book	**	**	**	**	**	**	**	**	**	**	**	**	**	**	**	**	**	**	**	**
KEZY-AM SP '05 4-Book		2		.2	2	4	.1	1.0	3	4	.1	1.0	1	2		.4	2	2	.1	.7
KFRG-FM SP '05 4-Book	3	17	.1	1.3	8	25	.3	4.0	13	30	.5	4.2	9	27	.3	3.1	3	9	.1	1.7
KGGI-FM SP '05 4-Book	16	69	.6	7.0	13	55	.5	6.1	25	93	.9	8.1	49	134	1.9	18.7	44	101	1.7	24.0
KOLA-FM SP '05 4-Book	2	9	.1	.9	2	5		.8	8	23	.3	2.4	7	19	.3	2.6	5	13	.2	2.7
KTDD-AM SP '05 4-Book																				
KVIE-FM SP '05 4-Book	22	110	.8	9.7	14	43	.5	6.6	25	80	1.0	8.4	22	69	.9	8.7	14	52	.5	7.4
KXRS-FM SP '05 4-Book	3	8	.1	1.3	1	5	.1	.6		1		.1	3	4	.1	.7				
KXSB-FM SP '05 4-Book	20	41	.7	8.8	6	20	.2	3.1	11	22	.5	4.1	8	19	.3	3.0	7	16	.2	3.1
KABC-AM SP '05 4-Book																	1	2		.4
KBIG-FM SP '05 4-Book	6	23	.2	2.6	1	5		.5	1	4		.4	2	8	.1	.6	2	9	.1	.9

** Station(s) not reported this survey.

* Listener estimates adjusted for reported broadcast schedule.

+ Station(s) changed call letters - see Page 13.

4-Book: Avg. of current and previous 3 surveys.
2-Book: Avg. of most recent 2 surveys.

Target Listener Estimates

Men 18-34																				
Saturday 7PM-MID				Sunday 6AM-10AM				Sunday 10AM-3PM				Sunday 3PM-7PM				Sunday 7PM-MID				
AQH (00)	Cume (00)	AQH Rtg	AQH Shr	AQH (00)	Cume (00)	AQH Rtg	AQH Shr	AQH (00)	Cume (00)	AQH Rtg	AQH Shr	AQH (00)	Cume (00)	AQH Rtg	AQH Shr	AQH (00)	Cume (00)	AQH Rtg	AQH Shr	
KCBS-FM																				
SP '05	16	22	.6	7.0	4	28	.1	2.1	11	50	.4	3.2	10	23	.4	3.6	3	15	.1	1.4
4-Book	6	14	.2	2.7	2	10	.1	1.2	6	23	.2	1.8	6	15	.2	2.0	1	7		.5
KFI -AM																				
SP '05	1	8		.4	9	16	.3	4.7	10	24	.4	2.9	9	9	.3	3.2	7	23	.3	3.2
4-Book	3	13	.1	1.3	3	6	.1	1.4	4	10	.1	1.0	4	8	.1	1.3	4	13	.2	2.3
KFWB-AM																				
SP '05	**	**	**	**	**	**	**	**	**	**	**	**	**	**	**	**	**	**	**	**
4-Book	**	**	**	**	**	**	**	**	**	**	**	**	**	**	**	**	**	**	**	**
KHHT-FM																				
SP '05					5	9	.2	2.6	3	9	.1	.9	4	24	.1	1.4				
4-Book	4	11	.2	2.0	7	16	.3	3.6	7	20	.2	2.3	3	17	.1	1.0	8	15	.3	4.6
KIIS-FM																				
SP '05	7	38	.3	3.1	11	23	.4	5.8	21	51	.8	6.2	5	25	.2	1.8	2	23	.1	.9
4-Book	3	18	.1	1.5	7	15	.3	3.5	9	27	.3	2.7	3	17	.1	1.1	3	16	.1	1.6
KKBT-FM																				
SP '05	5	25	.2	2.2	1	9		.5	1	17		.3	5	34	.2	1.8	1	9		.5
4-Book	4	18	.2	2.0	5	16	.2	2.9	12	30	.5	4.2	11	29	.4	4.3	3	10	.1	1.6
KLAC-AM																				
SP '05	**	**	**	**	**	**	**	**	3	8	.1	.9	**	**	**	**	**	**	**	**
4-Book	**	**	**	**	**	**	**	**	**	**	**	**	**	**	**	**	**	**	**	**
KLAX-FM																				
SP '05	6	32	.2	2.6	9	32	.3	4.7	19	40	.7	5.6	4	17	.1	1.4	3	9	.1	1.4
4-Book	3	14	.1	1.3	6	12	.2	3.0	11	25	.4	3.5	4	16	.2	1.7	2	8	.1	.9
KLOS-FM																				
SP '05	1	8		.6	2	3	.1	.9	4	14	.2	1.2	4	10	.2	1.3	1	4		.4
4-Book																				
KLSX-FM																				
SP '05	2	8	.1	.9	3	18	.1	1.6	2	16	.1	.6								
4-Book	1	4		.4	3	8	.1	1.6	4	17	.2	1.5	2	6	.1	1.0				
KLVE-FM																				
SP '05	7	38	.3	3.1	4	9	.1	2.1	13	31	.5	3.8	1	8		.4	4	23	.1	1.8
4-Book	9	27	.4	3.9	9	22	.3	5.0	14	28	.5	4.5	12	28	.4	4.6	11	29	.4	5.7
KLYY-FM																				
SP '05	4	17	.1	1.8	3	24	.1	1.6	8	24	.3	2.4	13	33	.5	4.7	8	23	.3	3.6
4-Book	13	32	.5	6.9	9	31	.4	4.3	17	42	.7	5.6	15	33	.6	5.4	8	22	.3	4.3
KMXE-AM																				
SP '05	**	**	**	**	**	**	**	**	**	**	**	**	**	**	**	**	**	**	**	**
4-Book	**	**	**	**	**	**	**	**	**	**	**	**	**	**	**	**	**	**	**	**
KMZT-FM																				
SP '05																				
4-Book					2			.1		4		.1	1	1		.2	1	1		.5
KNX -AM																				
SP '05	2	8	.1	.9		7														
4-Book	1	2		.2		2			1	6		.4						2		.2
KOST-FM																				
SP '05					2	6	.1	1.1	1	7		.3		7			1	6		.5
4-Book	4	8	.2	1.9	1	2		.3	3	7	.1	1.1	3	8	.1	.9	2	5	.1	1.0
KPLM-FM																				
SP '05	**	**	**	**	**	**	**	**	**	**	**	**	**	**	**	**	**	**	**	**
4-Book	**	**	**	**	**	**	**	**	**	**	**	**	**	**	**	**	**	**	**	**

** Station(s) not reported this survey.

* Listener estimates adjusted for reported broadcast schedule.

+ Station(s) changed call letters - see Page 13.

4-Book: Avg. of current and previous 3 surveys.
2-Book: Avg. of most recent 2 surveys.

Target Listener Estimates

Men 18-34

	Saturday 7PM-MID				Sunday 6AM-10AM				Sunday 10AM-3PM				Sunday 3PM-7PM				Sunday 7PM-MID			
	AQH (00)	Cume (00)	AQH Rtg	AQH Shr	AQH (00)	Cume (00)	AQH Rtg	AQH Shr	AQH (00)	Cume (00)	AQH Rtg	AQH Shr	AQH (00)	Cume (00)	AQH Rtg	AQH Shr	AQH (00)	Cume (00)	AQH Rtg	AQH Shr
KPWR-FM																				
SP '05	22	74	.8	9.7	13	42	.5	6.8	9	18	.3	2.6	4	26	.1	1.4	6	25	.2	2.7
4-Book	20	67	.8	9.3	10	28	.4	5.2	9	42	.4	3.0	10	32	.4	3.7	6	28	.2	3.1
KRCV-FM																				
SP '05	**	**	**	**	**	**	**	**	**	8	**	**	**	8	**	**	**	**	**	**
4-Book	**	**	**	**	**	**	**	**	**	**	**	**	**	**	**	**	**	**	**	**
KROQ-FM																				
SP '05	2	14	.1	.9	9	37	.3	4.7	11	28	.4	3.2	5	28	.2	1.8	3	6	.1	1.4
4-Book	3	18	.1	1.5	9	31	.3	4.4	11	32	.4	3.7	12	34	.5	4.7	5	16	.2	2.9
KRTH-FM																				
SP '05					7	7	.3	3.7	9	15	.3	2.6					1	2		.4
4-Book	2	5	.1	.8	4	6	.2	1.9	3	7	.1	.8	1	4		.3	1	2		.4
KSCA-FM																				
SP '05	10	24	.4	4.4	5	24	.2	2.6	17	55	.6	5.0	19	33	.7	6.9	4	9	.1	1.8
4-Book	9	25	.3	3.8	9	28	.4	4.7	9	31	.3	2.6	11	23	.4	3.8	3	15	.1	1.8
KSSE-FM																				
SP '05					4	15	.1	2.1	3	15	.1	.9					2	9	.1	.9
4-Book		4		.1	1	7		.7	5	14	.2	1.4	1	7		.5	2	9	.1	1.1
KTWV-FM																				
SP '05	5	24	.2	2.2	6	22	.2	3.2	4	17	.1	1.2	1	9		.4	2	8	.1	.9
4-Book	2	8	.1	.7	2	7	.1	1.0	1	6		.4	2	8	.1	.9	1	5	.1	.7
KWVE-FM																				
SP '05	1	9		.4	2	8	.1	1.1					2	6	.1	.7				
4-Book	1	6		.5	2	11	.1	1.0	4	17	.1	1.2	1	3	.1	.4	1	5	.1	.7
KYSR-FM																				
SP '05	1	6		.4					1	8		.3								
4-Book	2	6	.1	.9					3	11	.1	1.1	1	4	.1	.4		2		.2
KZLA-FM																				
SP '05									1	7		.3								
4-Book					1	2		.2	1	4		.4	1	2		.2	1	2	.1	.6
TOTALS																				
SP '05	227	695	8.4		190	530	7.0		340	808	12.5		277	710	10.2		222	536	8.2	
4-Book	209	612	7.9		198	515	7.6		308	761	11.7		266	649	10.1		182	482	6.9	

Target Listener Estimates - Men 18-34

** Station(s) not reported this survey. * Listener estimates adjusted for reported broadcast schedule. + Station(s) changed call letters - see Page 13. 4-Book: Avg. of current and previous 3 surveys. 2-Book: Avg. of most recent 2 surveys.

Target Listener Trends

Men 18-49																				
Monday-Sunday 6AM-MID				Monday-Friday 6AM-10AM				Monday-Friday 10AM-3PM				Monday-Friday 3PM-7PM				Monday-Friday 7PM-MID				
AQH (00)	Cume (00)	AQH Rtg	AQH Shr	AQH (00)	Cume (00)	AQH Rtg	AQH Shr	AQH (00)	Cume (00)	AQH Rtg	AQH Shr	AQH (00)	Cume (00)	AQH Rtg	AQH Shr	AQH (00)	Cume (00)	AQH Rtg	AQH Shr	
KAEH-FM																				
SP '05	13	215	.3	1.5	19	122	.4	1.5	20	115	.4	1.8	17	108	.3	1.6	3	38	.1	.7
WI '05	13	223	.3	1.6	22	121	.4	1.9	13	89	.3	1.2	14	94	.3	1.3	3	46	.1	.8
FA '04	15	208	.3	1.9	19	78	.4	1.5	27	114	.5	2.4	20	109	.4	1.9	6	44	.1	1.7
SU '04	7	138	.2	.9	9	59	.2	.8	6	58	.1	.6	9	92	.2	1.0	7	32	.2	2.1
4-Book	12	196	.3	1.5	17	95	.4	1.4	17	94	.3	1.5	15	101	.3	1.5	5	40	.1	1.3
SP '04	7	147	.2	.9	6	49	.1	.5	11	64	.2	1.0	14	99	.3	1.4	2	15		.6
KATY-FM																				
SP '05	4	66	.1	.5	5	44	.1	.4	8	38	.2	.7	6	37	.1	.5	1	22		.2
WI '05	9	101	.2	1.1	10	47	.2	.8	18	50	.4	1.7	13	46	.3	1.2	1	14		.3
FA '04	6	108	.1	.7	8	51	.2	.6	4	44	.1	.4	9	81	.2	.9	6	42	.1	1.7
SU '04	**	**	**	**	**	**	**	**	**	**	**	**	**	**	**	**	**	**	**	**
4-Book	**	**	**	**	**	**	**	**	**	**	**	**	**	**	**	**	**	**	**	**
SP '04		35			1	14		.1	1	15		.1		8						
KCAL-AM																				
SP '05	8	46	.2	1.0	8	28	.2	.6	11	20	.2	1.0	14	26	.3	1.3	1	15		.2
WI '05	3	64	.1	.4	5	17	.1	.4	5	15	.1	.5	3	48	.1	.3	1	9		.3
FA '04	3	73	.1	.4	4	39	.1	.3	2	36		.2	5	29	.1	.5	3	17	.1	.8
SU '04	**	**	**	**	**	**	**	**	**	**	**	**	**	**	**	**	**	**	**	**
4-Book	**	**	**	**	**	**	**	**	**	**	**	**	**	**	**	**	**	**	**	**
SP '04	2	29		.3	2	15		.2	2	15		.2		7			2	15		.6
KCAL-FM																				
SP '05	39	672	.8	4.6	53	376	1.1	4.3	50	338	1.0	4.4	52	391	1.1	4.8	21	243	.4	5.2
WI '05	52	819	1.1	6.5	67	354	1.4	5.7	77	439	1.6	7.2	64	538	1.3	6.0	28	252	.6	7.8
FA '04	40	707	.8	5.0	48	293	1.0	3.8	47	363	1.0	4.1	51	392	1.0	4.8	29	181	.6	8.1
SU '04	50	639	1.1	6.7	81	346	1.8	6.9	79	325	1.7	7.4	51	359	1.1	5.6	16	182	.4	4.8
4-Book	45	709	1.0	5.7	62	342	1.3	5.2	63	366	1.3	5.8	55	420	1.1	5.3	24	215	.5	6.5
SP '04	46	620	1.0	6.0	72	360	1.6	6.3	68	309	1.5	6.3	63	347	1.4	6.4	17	143	.4	4.7
KCXX-FM																				
SP '05	35	499	.7	4.2	31	216	.6	2.5	45	312	.9	4.0	51	351	1.0	4.7	24	215	.5	6.0
WI '05	21	500	.4	2.6	15	231	.3	1.3	34	304	.7	3.2	35	275	.7	3.3	11	168	.2	3.1
FA '04	27	476	.5	3.4	37	164	.7	3.0	37	191	.7	3.3	35	251	.7	3.3	11	144	.2	3.1
SU '04	19	401	.4	2.5	26	173	.6	2.2	24	212	.5	2.2	22	212	.5	2.4	16	108	.4	4.8
4-Book	26	469	.5	3.2	27	196	.6	2.3	35	255	.7	3.2	36	272	.7	3.4	16	159	.3	4.3
SP '04	15	487	.3	2.0	17	185	.4	1.5	19	233	.4	1.8	21	242	.5	2.1	8	167	.2	2.2
+KDAI-FM																				
SP '05	23	277	.5	2.7	23	136	.5	1.9	40	216	.8	3.6	33	171	.7	3.0	14	105	.3	3.5
WI '05	8	61	.2	1.0	6	11	.1	.5	12	20	.2	1.1	12	30	.2	1.1	2	18		.6
FA '04	**	**	**	**	**	**	**	**	**	**	**	**	**	**	**	**	**	**	**	**
SU '04	**	**	**	**	**	**	**	**	**	**	**	**	**	**	**	**	**	**	**	**
4-Book	**	**	**	**	**	**	**	**	**	**	**	**	**	**	**	**	**	**	**	**
SP '04	11	135	.2	1.4	21	110	.5	1.8	10	95	.2	.9	16	81	.4	1.6	4	60	.1	1.1
KDIF-AM																				
SP '05	5	76	.1	.6	11	48	.2	.9	4	34	.1	.4	6	34	.1	.5	3	21	.1	.7
WI '05	2	51		.2	7	44	.1	.6	3	15	.1	.3	1	9		.1				
FA '04	**	**	**	**	**	**	**	**	**	**	**	**	**	**	**	**	**	**	**	**
SU '04	4	54	.1	.5	12	41	.3	1.0	5	21	.1	.5	2	28		.2	1	14		.3
4-Book	**	**	**	**	**	**	**	**	**	**	**	**	**	**	**	**	**	**	**	**
SP '04	3	90	.1	.4	4	28	.1	.3	7	57	.2	.6	2	28		.2		7		
KEZY-AM																				
SP '05	6	43	.1	.7	2	8		.2	8	8	.2	.7	7	14	.1	.6	6	17	.1	1.5
WI '05	3	43	.1	.4	2	15		.2	4	30	.1	.4	2	15		.2	4	28	.1	1.1
FA '04	7	32	.1	.9	15	21	.3	1.2	11	32	.2	1.0	13	25	.3	1.2	1	10		.3
SU '04	6	26	.1	.8	9	12	.2	.8	12	26	.3	1.1	4	14	.1	.4	1	6		.3
4-Book	6	36	.1	.7	7	14	.1	.6	9	24	.2	.8	7	17	.1	.6	3	15	.1	.8
SP '04	**	**	**	**	**	**	**	**	**	**	**	**	**	**	**	**	**	**	**	**

** Station(s) not reported this survey.

* Listener estimates adjusted for reported broadcast schedule.

+ Station(s) changed call letters - see Page 13.

4-Book: Avg. of current and previous 3 surveys.
2-Book: Avg. of most recent 2 surveys.

Target Listener Trends

Men 18-49

Target Listener Trends - Men 18-49

	Monday-Sunday 6AM-MID				Monday-Friday 6AM-10AM				Monday-Friday 10AM-3PM				Monday-Friday 3PM-7PM				Monday-Friday 7PM-MID			
	AQH (00)	Cume (00)	AQH Rtg	AQH Shr	AQH (00)	Cume (00)	AQH Rtg	AQH Shr	AQH (00)	Cume (00)	AQH Rtg	AQH Shr	AQH (00)	Cume (00)	AQH Rtg	AQH Shr	AQH (00)	Cume (00)	AQH Rtg	AQH Shr
KFRG-FM																				
SP '05	39	468	.8	4.6	62	327	1.3	5.0	54	249	1.1	4.8	52	293	1.1	4.8	9	123	.2	2.2
WI '05	35	451	.7	4.3	42	234	.9	3.6	44	212	.9	4.1	53	297	1.1	4.9	13	125	.3	3.6
FA '04	24	432	.5	3.0	32	212	.6	2.6	39	233	.8	3.4	36	286	.7	3.4	7	97	.1	1.9
SU '04	21	460	.5	2.8	33	202	.7	2.8	25	204	.5	2.3	31	279	.7	3.4	6	102	.1	1.8
4-Book	30	453	.6	3.7	42	244	.9	3.5	41	225	.8	3.7	43	289	.9	4.1	9	112	.2	2.4
SP '04	27	469	.6	3.5	27	193	.6	2.4	35	251	.8	3.2	46	260	1.0	4.7	11	115	.2	3.1
KGGI-FM																				
SP '05	58	1051	1.2	6.9	71	445	1.4	5.8	73	462	1.5	6.5	75	586	1.5	6.9	31	384	.6	7.7
WI '05	42	997	.9	5.2	48	402	1.0	4.1	47	383	1.0	4.4	52	520	1.1	4.9	21	294	.4	5.8
FA '04	55	952	1.1	6.8	66	458	1.3	5.3	65	460	1.3	5.7	85	566	1.7	8.1	31	348	.6	8.6
SU '04	40	795	.9	5.4	50	363	1.1	4.3	57	439	1.3	5.3	58	480	1.3	6.3	19	226	.4	5.7
4-Book	49	949	1.0	6.1	59	417	1.2	4.9	61	436	1.3	5.5	68	538	1.4	6.6	26	313	.5	7.0
SP '04	26	778	.6	3.4	39	396	.9	3.4	30	309	.7	2.8	30	397	.7	3.1	14	208	.3	3.9
KOLA-FM																				
SP '05	16	398	.3	1.9	17	173	.3	1.4	32	217	.6	2.8	16	168	.3	1.5	3	60	.1	.7
WI '05	28	451	.6	3.5	28	203	.6	2.4	45	244	.9	4.2	42	284	.9	3.9	12	94	.2	3.3
FA '04	15	260	.3	1.9	26	105	.5	2.1	23	135	.5	2.0	18	134	.4	1.7	5	43	.1	1.4
SU '04	19	298	.4	2.5	28	126	.6	2.4	35	158	.8	3.3	24	180	.5	2.6	5	85	.1	1.5
4-Book	20	352	.4	2.5	25	152	.5	2.1	34	189	.7	3.1	25	192	.5	2.4	6	71	.1	1.7
SP '04	17	342	.4	2.2	23	162	.5	2.0	31	118	.7	2.9	16	158	.4	1.6	6	100	.1	1.7
KTOD-AM																				
SP '05		13				6												7		
WI '05	1	22		.1	3	22	.1	.3	3	22	.1	.3	1	8		.1				
FA '04		7			1	7		.1					1	7		.1				
SU '04	2	41		.3					2	16		.2	3	19	.1	.3	2	9		.6
4-Book	1	21		.1	1	9		.1	1	10		.1	1	9		.1	1	4		.2
SP '04	1	42		.1	3	18	.1	.3	1	5		.1	1	17		.1	2	12		.6
KVIE-FM																				
SP '05	41	713	.8	4.9	50	321	1.0	4.1	52	390	1.1	4.6	54	451	1.1	4.9	31	281	.6	7.7
WI '05	32	582	.6	4.0	36	304	.7	3.1	46	286	.9	4.3	32	311	.6	3.0	15	223	.3	4.2
FA '04	22	548	.4	2.7	15	248	.3	1.2	26	280	.5	2.3	37	317	.7	3.5	12	128	.2	3.3
SU '04	24	446	.5	3.2	30	208	.7	2.6	29	261	.6	2.7	28	265	.6	3.1	15	112	.3	4.5
4-Book	30	572	.6	3.7	33	270	.7	2.8	38	304	.8	3.5	38	336	.8	3.6	18	186	.4	4.9
SP '04	39	530	.9	5.1	39	282	.9	3.4	56	326	1.2	5.2	47	302	1.0	4.8	33	228	.7	9.2
KXRS-FM																				
SP '05	9	119	.2	1.1	13	59	.3	1.1	14	43	.3	1.2	14	73	.3	1.3	5	43	.1	1.2
WI '05	4	106	.1	.5	4	31	.1	.3	6	55	.1	.6	6	27	.1	.6	4	35	.1	1.1
FA '04	6	83	.1	.7	12	34	.2	1.0	12	44	.2	1.1	3	36	.1	.3	2	35		.6
SU '04	6	93	.1	.8	16	59	.4	1.4	6	27	.1	.6	5	48	.1	.5	3	22	.1	.9
4-Book	6	100	.1	.8	11	46	.3	1.0	10	42	.2	.9	7	46	.2	.7	4	34	.1	1.0
SP '04	6	74	.1	.8	11	49	.2	1.0	9	41	.2	.8	5	39	.1	.5	3	35	.1	.8
KXSB-FM																				
SP '05	34	329	.7	4.1	45	187	.9	3.6	64	195	1.3	5.7	43	224	.9	3.9	18	93	.4	4.5
WI '05	18	226	.4	2.2	23	93	.5	1.9	25	124	.5	2.3	21	129	.4	2.0	5	62	.1	1.4
FA '04	20	309	.4	2.5	37	161	.7	3.0	41	192	.8	3.6	18	153	.4	1.7	5	59	.1	1.4
SU '04	24	226	.5	3.2	44	139	1.0	3.8	46	120	1.0	4.3	18	128	.4	2.0	7	66	.2	2.1
4-Book	24	273	.5	3.0	37	145	.8	3.1	44	158	.9	4.0	25	159	.5	2.4	9	70	.2	2.4
SP '04	14	214	.3	1.8	16	108	.4	1.4	25	137	.5	2.3	13	98	.3	1.3	9	54	.2	2.5
KABC-AM																				
SP '05	2	47		.2	1	17		.1	4	26	.1	.4	4	30	.1	.4	4	15	.1	1.0
WI '05	1	25		.1	2	6		.2	2	15		.2								
FA '04	4	79	.1	.5	1	15		.1	14	56	.3	1.2	3	35	.1	.3	1	7		.3
SU '04	3	87	.1	.4		17			8	28	.2	.7	3	28	.1	.3	5	24	.1	1.5
4-Book	3	60	.1	.3	1	14		.1	7	31	.2	.6	3	23	.1	.3	3	12	.1	.7
SP '04	5	63	.1	.7					19	50	.4	1.8	6	43	.1	.6				

** Station(s) not reported this survey. * Listener estimates adjusted for reported broadcast schedule. + Station(s) changed call letters - see Page 13. 4-Book: Avg. of current and previous 3 surveys. 2-Book: Avg. of most recent 2 surveys.

Target Listener Trends

	Men 18-49																				
	Monday-Sunday 6AM-MID				Monday-Friday 6AM-10AM				Monday-Friday 10AM-3PM				Monday-Friday 3PM-7PM				Monday-Friday 7PM-MID				
	AQH (00)	Cume (00)	AQH Rtg	AQH Shr	AQH (00)	Cume (00)	AQH Rtg	AQH Shr	AQH (00)	Cume (00)	AQH Rtg	AQH Shr	AQH (00)	Cume (00)	AQH Rtg	AQH Shr	AQH (00)	Cume (00)	AQH Rtg	AQH Shr	
KBIG-FM																					
SP '05	9	208	.2	1.1	10	81	.2	.8	15	91	.3	1.3	9	71	.2	.8	4	47	.1	1.0	
WI '05	11	197	.2	1.4	16	65	.3	1.4	22	79	.4	2.0	13	98	.3	1.2	4	70	.1	1.1	
FA '04	3	142	.1	.4	7	65	.1	.6	3	37	.1	.3	4	60	.1	.4	3	31	.1	.8	
SU '04	11	169	.2	1.5	19	90	.4	1.6	29	101	.6	2.7	10	78	.2	1.1	1	33		.3	
4-Book	9	179	.2	1.1	13	75	.3	1.1	17	77	.4	1.6	9	77	.2	.9	3	45	.1	.8	
SP '04	9	238	.2	1.2	6	78	.1	.5	11	104	.2	1.0	19	161	.4	1.9	6	63	.1	1.7	
KCBS-FM																					
SP '05	33	597	.7	3.9	46	251	.9	3.7	44	284	.9	3.9	39	367	.8	3.6	9	130	.2	2.2	
WI '05	29	480	.6	3.6	36	157	.7	3.1	43	231	.9	4.0	37	266	.7	3.5	16	151	.3	4.5	
FA '04	25	424	.5	3.1	42	174	.9	3.4	47	197	1.0	4.1	32	253	.6	3.0	3	88	.1	.8	
SU '04	27	430	.6	3.6	38	204	.8	3.2	38	228	.8	3.6	28	279	.6	3.1	12	78	.3	3.6	
4-Book	29	483	.6	3.6	41	197	.8	3.4	43	235	.9	3.9	34	291	.7	3.3	10	112	.2	2.8	
SP '04	22	409	.5	2.9	24	178	.5	2.1	40	192	.9	3.7	39	251	.9	4.0	9	74	.2	2.5	
KFI -AM																					
SP '05	38	496	.8	4.5	74	336	1.5	6.0	47	233	1.0	4.2	57	300	1.2	5.2	19	115	.4	4.7	
WI '05	41	552	.8	5.1	64	374	1.3	5.4	57	290	1.2	5.3	64	374	1.3	6.0	26	132	.5	7.2	
FA '04	36	534	.7	4.5	77	307	1.6	6.2	49	282	1.0	4.3	47	323	1.0	4.5	19	122	.4	5.3	
SU '04	39	489	.9	5.2	69	341	1.5	5.9	37	246	.8	3.5	62	288	1.4	6.8	34	144	.7	10.2	
4-Book	39	518	.8	4.8	71	340	1.5	5.9	48	263	1.0	4.3	58	321	1.2	5.6	25	128	.5	6.9	
SP '04	42	374	.9	5.5	72	241	1.6	6.3	62	211	1.4	5.7	62	220	1.4	6.3	22	102	.5	6.1	
KFWB-AM																					
SP '05	2	74		.2	2	33		.2	3	48	.1	.3	3	48	.1	.3	2	17		.5	
WI '05	**	**	**	**	**	**	**	**	**	**	**	**	**	**	**	**	**	**	**	**	**
FA '04	2	63		.2	3	28	.1	.2	4	34	.1	.4	1	15		.1	2	20		.6	
SU '04	3	76	.1	.4	24	24			1	27		.1	9	54	.2	1.0	3	26	.1	.9	
4-Book	**	**	**	**	**	**	**	**	**	**	**	**	**	**	**	**	**	**	**	**	**
SP '04	4	129	.1	.5	5	60	.1	.4	4	35	.1	.4	4	41	.1	.4	5	23	.1	1.4	
KHHT-FM																					
SP '05	16	211	.3	1.9	14	93	.3	1.1	22	125	.4	2.0	23	103	.5	2.1	14	118	.3	3.5	
WI '05	17	307	.3	2.1	23	117	.5	1.9	16	101	.3	1.5	21	133	.4	2.0	14	99	.3	3.9	
FA '04	20	352	.4	2.5	18	156	.4	1.4	21	195	.4	1.8	22	188	.4	2.1	13	128	.3	3.6	
SU '04	17	327	.4	2.3	24	146	.5	2.1	29	144	.6	2.7	17	124	.4	1.9	9	123	.2	2.7	
4-Book	18	299	.4	2.2	20	128	.4	1.6	22	141	.4	2.0	21	137	.4	2.0	13	117	.3	3.4	
SP '04	11	397	.2	1.4	13	169	.3	1.1	18	158	.4	1.7	11	148	.2	1.1	3	87	.1	.8	
KIIS-FM																					
SP '05	15	407	.3	1.8	24	172	.5	1.9	15	192	.3	1.3	20	190	.4	1.8	5	119	.1	1.2	
WI '05	16	474	.3	2.0	21	218	.4	1.8	23	224	.5	2.1	23	234	.5	2.1	6	84	.1	1.7	
FA '04	8	317	.2	1.0	14	156	.3	1.1	9	134	.2	.8	14	150	.3	1.3	3	55	.1	.8	
SU '04	11	407	.2	1.5	16	131	.4	1.4	11	134	.2	1.0	10	178	.2	1.1	8	112	.2	2.4	
4-Book	13	401	.3	1.6	19	169	.4	1.6	15	171	.3	1.3	17	188	.4	1.6	6	93	.1	1.5	
SP '04	14	388	.3	1.8	23	197	.5	2.0	11	126	.2	1.0	14	179	.3	1.4	7	103	.2	1.9	
KKBT-FM																					
SP '05	11	308	.2	1.3	17	100	.3	1.4	12	160	.2	1.1	11	137	.2	1.0	5	45	.1	1.2	
WI '05	19	401	.4	2.4	42	233	.9	3.6	14	164	.3	1.3	16	151	.3	1.5	9	97	.2	2.5	
FA '04	16	356	.3	2.0	30	199	.6	2.4	15	199	.3	1.3	25	181	.5	2.4	4	76	.1	1.1	
SU '04	15	337	.3	2.0	19	153	.4	1.6	22	203	.5	2.1	18	170	.4	2.0	7	87	.2	2.1	
4-Book	15	351	.3	1.9	27	171	.6	2.3	16	182	.3	1.5	18	160	.4	1.7	6	76	.2	1.7	
SP '04	23	369	.5	3.0	26	195	.6	2.3	25	143	.5	2.3	40	238	.9	4.1	15	146	.3	4.2	
KLAC-AM																					
SP '05	7	129	.1	.8	8	50	.2	.6	19	93	.4	1.7	7	47	.1	.6	1	8		.2	
WI '05	6	108	.1	.7	6	43	.1	.5	13	51	.3	1.2	12	89	.2	1.1	1	9		.3	
FA '04		15				7							1	7		.1		8			
SU '04	**	**	**	**	**	**	**	**	**	**	**	**	**	**	**	**	**	**	**	**	**
4-Book	**	**	**	**	**	**	**	**	**	**	**	**	**	**	**	**	**	**	**	**	**
SP '04	1	58		.1						8			1	23		.1	2	37		.6	

** Station(s) not reported this survey.

* Listener estimates adjusted for reported broadcast schedule.

+ Station(s) changed call letters - see Page 13.

4-Book: Avg. of current and previous 3 surveys.
2-Book: Avg. of most recent 2 surveys.

Target Listener Trends

Men 18-49

	Monday-Sunday 6AM-MID				Monday-Friday 6AM-10AM				Monday-Friday 10AM-3PM				Monday-Friday 3PM-7PM				Monday-Friday 7PM-MID			
	AQH (00)	Cume (00)	AQH Rtg	AQH Shr	AQH (00)	Cume (00)	AQH Rtg	AQH Shr	AQH (00)	Cume (00)	AQH Rtg	AQH Shr	AQH (00)	Cume (00)	AQH Rtg	AQH Shr	AQH (00)	Cume (00)	AQH Rtg	AQH Shr
KLAX-FM																				
SP '05	23	293	.5	2.7	45	165	.9	3.6	28	133	.6	2.5	22	168	.4	2.0	6	52	.1	1.5
WI '05	9	202	.2	1.1	18	101	.4	1.5	11	107	.2	1.0	19	138	.4	1.8	2	35		.6
FA '04	10	188	.2	1.2	13	73	.3	1.0	8	73	.2	.7	14	104	.3	1.3	9	69	.2	2.5
SU '04	18	277	.4	2.4	46	161	1.0	3.9	22	125	.5	2.1	15	111	.3	1.6	3	57	.1	.9
4-Book	15	240	.3	1.9	31	125	.7	2.5	17	110	.4	1.6	18	130	.4	1.7	5	53	.1	1.4
SP '04	29	401	.6	3.8	64	252	1.4	5.6	29	224	.6	2.7	31	180	.7	3.2	7	90	.2	1.9
KLOS-FM																				
SP '05	25	379	.5	3.0	46	253	.9	3.7	35	163	.7	3.1	34	268	.7	3.1	8	90	.2	2.0
WI '05	31	485	.6	3.8	52	288	1.1	4.4	40	235	.8	3.7	41	264	.8	3.8	18	113	.4	5.0
FA '04	28	513	.6	3.5	55	271	1.1	4.4	48	268	1.0	4.2	34	270	.7	3.2	8	98	.2	2.2
SU '04	25	435	.5	3.3	69	256	1.5	5.9	26	156	.6	2.4	22	191	.5	2.4	7	51	.2	2.1
4-Book	27	453	.6	3.4	56	267	1.2	4.6	37	206	.8	3.4	33	248	.7	3.1	10	88	.3	2.8
SP '04	26	493	.6	3.4	68	310	1.5	5.9	26	230	.6	2.4	34	233	.7	3.5	6	85	.1	1.7
KLSX-FM																				
SP '05	19	290	.4	2.3	53	194	1.1	4.3	27	116	.5	2.4	18	141	.4	1.6	5	50	.1	1.2
WI '05	28	454	.6	3.5	68	244	1.4	5.8	30	205	.6	2.8	51	294	1.0	4.8	7	86	.1	1.9
FA '04	50	485	1.0	6.2	110	282	2.2	8.8	78	272	1.6	6.9	85	345	1.7	8.1	9	68	.2	2.5
SU '04	27	358	.6	3.6	54	207	1.2	4.6	55	199	1.2	5.1	44	189	1.0	4.8	2	42		.6
4-Book	31	397	.7	3.9	71	232	1.5	5.9	48	198	1.0	4.3	50	242	1.0	4.8	6	62	.1	1.6
SP '04	37	403	.8	4.8	81	230	1.8	7.1	53	186	1.2	4.9	63	282	1.4	6.4	9	65	.2	2.5
KLVE-FM																				
SP '05	24	394	.5	2.9	31	177	.6	2.5	35	208	.7	3.1	22	186	.4	2.0	16	140	.3	4.0
WI '05	25	430	.5	3.1	31	171	.6	2.6	31	218	.6	2.9	31	220	.6	2.9	17	156	.3	4.7
FA '04	28	475	.6	3.5	31	167	.6	2.5	33	193	.7	2.9	29	211	.6	2.8	21	171	.4	5.8
SU '04	19	324	.4	2.5	24	132	.5	2.1	20	157	.4	1.9	30	171	.7	3.3	13	83	.3	3.9
4-Book	24	406	.5	3.0	29	162	.6	2.4	30	194	.6	2.7	28	197	.6	2.8	17	138	.3	4.6
SP '04	15	396	.3	2.0	19	168	.4	1.7	16	140	.4	1.5	19	190	.4	1.9	11	152	.2	3.1
KLYY-FM																				
SP '05	40	543	.8	4.8	47	252	1.0	3.8	57	295	1.2	5.1	65	327	1.3	5.9	11	174	.2	2.7
WI '05	47	646	1.0	5.8	63	336	1.3	5.3	68	370	1.4	6.3	69	391	1.4	6.4	13	134	.3	3.6
FA '04	23	466	.5	2.9	31	180	.6	2.5	25	158	.5	2.2	21	171	.4	2.0	24	170	.5	6.7
SU '04	33	500	.7	4.4	31	216	.7	2.6	57	275	1.3	5.3	44	262	1.0	4.8	15	125	.3	4.5
4-Book	36	539	.8	4.5	43	246	.9	3.6	52	275	1.1	4.7	50	288	1.0	4.8	16	151	.3	4.4
SP '04	48	667	1.1	6.3	45	295	1.0	3.9	90	428	2.0	8.3	59	362	1.3	6.0	20	176	.4	5.6
KMXE-AM																				
SP '05	4	41	.1	.5	11	26	.2	.9	7				8	35	.2	.7	2	15		.5
WI '05	**	**	**	**	**	**	**	**	**	**	**	**	**	**	**	**	**	**	**	**
FA '04	12	87	.2	1.5	22	66	.4	1.8	18	71	.4	1.6	12	60	.2	1.1	9	38	.2	2.5
SU '04	**	**	**	**	**	**	**	**	**	**	**	**	**	**	**	**	**	**	**	**
4-Book	**	**	**	**	**	**	**	**	**	**	**	**	**	**	**	**	**	**	**	**
SP '04	7	68	.2	.9	10	34	.2	.9	12	40	.3	1.1	10	34	.2	1.0	3	20	.1	.8
KMZT-FM																				
SP '05	1	49	.1	.1	1	17		.1	2	17		.2	1	26		.1	2	15		.5
WI '05	2	52	.2	.2					2	17		.2	3	16	.1	.3	1	8		.3
FA '04	1	24	.1	.1		6			1	10		.1	1	13		.1				
SU '04	5	74	.1	.7	15	46	.3	1.3	6	34	.1	.6	5	21	.1	.5	1	15		.3
4-Book	2	50		.3	4	17	.1	.4	3	20		.3	3	19	.1	.3	1	10		.3
SP '04	9	79	.2	1.2	12	48	.3	1.0	21	34	.5	1.9	11	58	.2	1.1	1	7		.3
KNX -AM																				
SP '05	10	251	.2	1.2	20	115	.4	1.6	9	80	.2	.8	14	118	.3	1.3	5	46	.1	1.2
WI '05	8	254	.2	1.0	16	109	.3	1.4	7	100	.1	.7	16	158	.3	1.5	2	41		.6
FA '04	8	236	.2	1.0	15	130	.3	1.2	10	108	.2	.9	15	114	.3	1.4	1	28		.3
SU '04	8	164	.2	1.1	16	122	.4	1.4	6	86	.1	.6	13	85	.3	1.4	4	67	.1	1.2
4-Book	9	226	.2	1.1	17	119	.4	1.4	8	94	.2	.8	15	119	.3	1.4	3	46	.1	.8
SP '04	8	290	.2	1.0	13	134	.3	1.1	4	111	.1	.4	17	177	.4	1.7	5	101	.1	1.4

Target Listener Trends - Men 18-49

** Station(s) not reported this survey.

* Listener estimates adjusted for reported broadcast schedule.

+ Station(s) changed call letters - see Page 13.

4-Book: Avg. of current and previous 3 surveys.
2-Book: Avg. of most recent 2 surveys.

Target Listener Trends

Men 18-49																				
Monday-Sunday 6AM-MID				Monday-Friday 6AM-10AM				Monday-Friday 10AM-3PM				Monday-Friday 3PM-7PM				Monday-Friday 7PM-MID				
AQH (00)	Cume (00)	AQH Rtg	AQH Shr	AQH (00)	Cume (00)	AQH Rtg	AQH Shr	AQH (00)	Cume (00)	AQH Rtg	AQH Shr	AQH (00)	Cume (00)	AQH Rtg	AQH Shr	AQH (00)	Cume (00)	AQH Rtg	AQH Shr	
KOST-FM																				
SP '05	16	258	.3	1.9	18	116	.4	1.5	19	123	.4	1.7	20	86	.4	1.8	15	105	.3	3.7
WI '05	11	234	.2	1.4	12	76	.2	1.0	15	98	.3	1.4	13	102	.3	1.2	10	82	.2	2.8
FA '04	13	246	.3	1.6	20	115	.4	1.6	14	106	.3	1.2	16	119	.3	1.5	5	68	.1	1.4
SU '04	12	202	.3	1.6	15	103	.3	1.3	25	120	.5	2.3	19	136	.4	2.1	3	53	.1	.9
4-Book	13	235	.3	1.6	16	103	.3	1.4	18	112	.4	1.7	17	111	.4	1.7	8	77	.2	2.2
SP '04	8	256	.2	1.0	9	146	.2	.8	12	88	.3	1.1	9	113	.2	.9	6	68	.1	1.7
KPLM-FM																				
SP '05	2	45		.2	3	45	.1	.2	3	35	.1	.3	2	28		.2		9		
WI '05	2	48		.2	3	20	.1	.3	3	22	.1	.3	4	39	.1	.4		7		
FA '04	**	**	**	**	**	**	**	**	**	**	**	**	**	**	**	**	**	**	**	**
SU '04	**	**	**	**	**	**	**	**	**	**	**	**	**	**	**	**	**	**	**	**
4-Book	**	**	**	**	**	**	**	**	**	**	**	**	**	**	**	**	**	**	**	**
SP '04		16							1	6		.1	1	10		.1				
KPWR-FM																				
SP '05	22	535	.4	2.6	31	243	.6	2.5	29	287	.6	2.6	23	289	.5	2.1	11	185	.2	2.7
WI '05	26	537	.5	3.2	47	241	1.0	4.0	32	208	.6	3.0	37	332	.7	3.5	7	112	.1	1.9
FA '04	19	437	.4	2.4	32	283	.6	2.6	20	250	.4	1.8	24	226	.5	2.3	10	145	.2	2.8
SU '04	16	445	.4	2.1	24	173	.5	2.1	19	194	.4	1.8	23	244	.5	2.5	7	124	.2	2.1
4-Book	21	489	.4	2.6	34	235	.7	2.8	25	235	.5	2.3	27	273	.6	2.6	9	142	.2	2.4
SP '04	14	432	.3	1.8	21	200	.5	1.8	19	196	.4	1.8	10	156	.2	1.0	12	132	.3	3.3
KRCV-FM																				
SP '05	4	94	.1	.5	4	31	.1	.3	6	42	.1	.5	5	39	.1	.5	2	32		.5
WI '05	5	56	.1	.6	10	35	.2	.8	7	25	.1	.7	4	35	.1	.4	3	15	.1	.8
FA '04	**	**	**	**	**	**	**	**	**	**	**	**	**	**	**	**	**	**	**	**
SU '04	11	84	.2	1.5	21	62	.5	1.8	18	62	.4	1.7	11	33	.2	1.2	5	29	.1	1.5
4-Book	**	**	**	**	**	**	**	**	**	**	**	**	**	**	**	**	**	**	**	**
SP '04	4	86	.1	.5	3	33	.1	.3	1	14		.1	5	39	.1	.5	7	45	.2	1.9
KROQ-FM																				
SP '05	12	402	.2	1.4	22	193	.4	1.8	13	176	.3	1.2	14	192	.3	1.3	7	129	.1	1.7
WI '05	26	495	.5	3.2	37	225	.7	3.1	35	237	.7	3.3	30	267	.6	2.8	15	140	.3	4.2
FA '04	26	531	.5	3.2	49	335	1.0	3.9	43	261	.9	3.8	25	258	.5	2.4	14	107	.3	3.9
SU '04	26	481	.6	3.5	36	205	.8	3.1	35	197	.8	3.3	33	252	.7	3.6	11	102	.2	3.3
4-Book	23	477	.5	2.8	36	240	.7	3.0	32	218	.7	2.9	26	242	.5	2.5	12	120	.2	3.3
SP '04	26	441	.6	3.4	32	202	.7	2.8	42	243	.9	3.9	31	231	.7	3.2	17	166	.4	4.7
KRTH-FM																				
SP '05	6	172	.1	.7	11	54	.2	.9	7	82	.1	.6	5	64	.1	.5	1	18		.2
WI '05	3	196	.1	.4	2	72		.2	4	79	.1	.4	4	80	.1	.4	1	30		.3
FA '04	5	234	.1	.6	7	95	.1	.6	4	86	.1	.4	9	120	.2	.9	4	72	.1	1.1
SU '04	18	249	.4	2.4	17	148	.4	1.5	23	114	.5	2.2	23	176	.5	2.5	9	68	.2	2.7
4-Book	8	213	.2	1.0	9	92	.2	.8	10	90	.2	.9	10	110	.2	1.1	4	47	.1	1.1
SP '04	9	211	.2	1.2	8	70	.2	.7	11	110	.2	1.0	11	107	.2	1.1	4	37	.1	1.1
KSCA-FM																				
SP '05	35	422	.7	4.2	79	316	1.6	6.4	35	171	.7	3.1	49	221	1.0	4.5	17	99	.3	4.2
WI '05	41	535	.8	5.1	89	311	1.8	7.5	47	287	1.0	4.4	53	278	1.1	4.9	9	77	.2	2.5
FA '04	49	487	1.0	6.1	116	352	2.4	9.3	73	271	1.5	6.4	43	194	.9	4.1	14	130	.3	3.9
SU '04	39	481	.9	5.2	94	312	2.1	8.0	58	256	1.3	5.4	36	203	.8	3.9	7	70	.2	2.1
4-Book	41	481	.9	5.2	95	323	2.0	7.8	53	246	1.1	4.8	45	224	1.0	4.4	12	94	.3	3.2
SP '04	36	484	.8	4.7	99	333	2.2	8.7	40	219	.9	3.7	28	205	.6	2.9	5	65	.1	1.4
KSSE-FM																				
SP '05	12	169	.2	1.4	27	103	.5	2.2	16	76	.3	1.4	17	87	.3	1.6	3	38	.1	.7
WI '05	7	163	.1	.9	13	48	.3	1.1	8	67	.2	.7	7	84	.1	.7	4	38	.1	1.1
FA '04	7	199	.1	.9	16	88	.3	1.3	11	95	.2	1.0	12	100	.2	1.1	1	28		.3
SU '04	6	148	.1	.8	8	79	.2	.7	10	81	.2	.9	8	65	.2	.9	2	21		.6
4-Book	8	170	.1	1.0	16	80	.3	1.3	11	80	.2	1.0	11	84	.2	1.1	3	31	.1	.7
SP '04	9	132	.2	1.2	14	63	.3	1.2	12	68	.3	1.1	10	72	.2	1.0	1	43		.3

** Station(s) not reported this survey.

* Listener estimates adjusted for reported broadcast schedule.

+ Station(s) changed call letters - see Page 13.

4-Book: Avg. of current and previous 3 surveys.
2-Book: Avg. of most recent 2 surveys.

Target Listener Trends

Men 18-49

	Monday-Sunday 6AM-MID				Monday-Friday 6AM-10AM				Monday-Friday 10AM-3PM				Monday-Friday 3PM-7PM				Monday-Friday 7PM-MID			
	AQH (00)	Cume (00)	AQH Rtg	AQH Shr	AQH (00)	Cume (00)	AQH Rtg	AQH Shr	AQH (00)	Cume (00)	AQH Rtg	AQH Shr	AQH (00)	Cume (00)	AQH Rtg	AQH Shr	AQH (00)	Cume (00)	AQH Rtg	AQH Shr
KTWV-FM																				
SP '05	9	194	.2	1.1	14	102	.3	1.1	6	97	.1	.5	11	107	.2	1.0	7	47	.1	1.7
WI '05	10	177	.2	1.2	16	71	.3	1.4	21	96	.4	2.0	10	90	.2	.9	4	37	.1	1.1
FA '04	13	202	.3	1.6	19	102	.4	1.5	26	117	.5	2.3	14	72	.3	1.3	5	46	.1	1.4
SU '04	10	211	.2	1.3	15	74	.3	1.3	15	115	.3	1.4	10	105	.2	1.1	7	88	.2	2.1
4-Book	11	196	.2	1.3	16	87	.3	1.3	17	106	.3	1.6	11	94	.2	1.1	6	55	.1	1.6
SP '04	11	226	.2	1.4	10	104	.2	.9	15	110	.3	1.4	10	98	.2	1.0	12	64	.3	3.3
KWVE-FM																				
SP '05	9	121	.2	1.1	19	85	.4	1.5	12	72	.2	1.1	10	80	.2	.9	1	31		.2
WI '05	5	150	.1	.6	5	58	.1	.4	5	72	.1	.5	8	58	.2	.7	6	53	.1	1.7
FA '04	14	204	.3	1.7	22	124	.4	1.8	22	119	.4	1.9	17	144	.3	1.6	3	61	.1	.8
SU '04	10	149	.2	1.3	16	92	.4	1.4	13	60	.3	1.2	13	68	.3	1.4	5	31	.1	1.5
4-Book	10	156	.2	1.2	16	90	.3	1.3	13	81	.3	1.2	12	88	.3	1.2	4	44	.1	1.1
SP '04	6	119	.1	.8	18	63	.4	1.6	4	41	.1	.4	8	63	.2	.8	2	20		.6
KYSR-FM																				
SP '05	2	84		.2	4	34	.1	.3	3	35	.1	.3	3	41	.1	.3	1	28		.2
WI '05	4	166	.1	.5	7	67	.1	.6	5	69	.1	.5	7	88	.1	.7	1	32		.3
FA '04	1	74		.1	2	44		.2	1	29		.1	2	40		.2		8		
SU '04	8	168	.2	1.1	4	34	.1	.3	5	64	.1	.5	7	63	.2	.8	3	38	.1	.9
4-Book	4	123	.1	.5	4	45	.1	.4	4	49	.1	.4	5	58	.1	.5	1	27		.4
SP '04	2	105		.3	3	37	.1	.3	1	27		.1	2	37		.2	2	32		.6
KZLA-FM																				
SP '05	2	106		.2	4	47	.1	.3		13			4	45	.1	.4	1	15		.2
WI '05	3	135	.1	.4	2	49		.2	1	26		.1	5	58	.1	.5	2	25		.6
FA '04	9	140	.2	1.1	15	67	.3	1.2	19	63	.4	1.7	11	105	.2	1.0	1	30		.3
SU '04	6	115	.1	.8	6	50	.1	.5	9	57	.2	.8	5	38	.1	.5	5	45	.1	1.5
4-Book	5	124	.1	.6	7	53	.1	.6	7	40	.2	.7	6	62	.1	.6	2	29		.7
SP '04	9	162	.2	1.2	8	72	.2	.7	17	57	.4	1.6	12	102	.3	1.2	3	54	.1	.8
TOTALS																				
SP '05	839	4609	17.0		1234	3797	25.0		1124	3448	22.8		1093	3956	22.1		403	2555	8.2	
WI '05	806	4678	16.3		1180	3775	23.9		1074	3404	21.8		1072	3926	21.7		359	2163	7.3	
FA '04	803	4636	16.3		1250	3802	25.3		1138	3519	23.1		1053	3837	21.3		359	2255	7.3	
SU '04	747	4265	16.4		1170	3455	25.7		1068	3209	23.5		918	3526	20.2		334	2019	7.3	
4-Book	799	4547	16.5		1209	3707	25.0		1101	3395	22.8		1034	3811	21.3		364	2248	7.5	
SP '04	764	4311	16.8		1143	3552	25.1		1079	3281	23.7		982	3512	21.6		360	2217	7.9	

Target Listener Trends - Men 18-49

** Station(s) not reported this survey.

* Listener estimates adjusted for reported broadcast schedule.

+ Station(s) changed call letters - see Page 13.

4-Book: Avg. of current and previous 3 surveys.
2-Book: Avg. of most recent 2 surveys.

Target Listener Estimates

		Men 18-49																				
		Monday-Friday 6AM-7PM				Weekend 6AM-MID				Saturday 6AM-10AM				Saturday 10AM-3PM				Saturday 3PM-7PM				
		AQH (00)	Cume (00)	AQH Rtg	AQH Shr	AQH (00)	Cume (00)	AQH Rtg	AQH Shr	AQH (00)	Cume (00)	AQH Rtg	AQH Shr	AQH (00)	Cume (00)	AQH Rtg	AQH Shr	AQH (00)	Cume (00)	AQH Rtg	AQH Shr	
KAEH-FM																						
SP '05		19	192	.4	1.7	9	112	.2	1.5	17	41	.3	2.3	21	68	.4	2.4	15	37	.3	2.0	
4-Book		17	161	.4	1.5	9	106	.2	1.7	14	36	.3	2.1	17	52	.3	2.0	15	39	.3	2.2	
KATY-FM																						
SP '05		7	60	.1	.6	1	29		.2					3	21	.1	.3	1	7		.1	
4-Book		**	**	**	**	**	**	**	**	**	**	**	**	**	**	**	**	**	**	**	**	
KCAL-AM																						
SP '05		11	40	.2	1.0	7	40	.1	1.2	13	26	.3	1.7	16	27	.3	1.8	6	7	.1	.8	
4-Book		**	**	**	**	**	**	**	**	**	**	**	**	**	**	**	**	**	**	**	**	
KCAL-FM																						
SP '05		52	580	1.1	4.5	29	315	.6	5.0	23	90	.5	3.1	40	97	.8	4.5	34	99	.7	4.5	
4-Book		60	602	1.3	5.4	33	351	.7	6.3	29	95	.6	4.5	55	145	1.1	6.6	39	104	.8	5.8	
KCXX-FM																						
SP '05		43	452	.9	3.7	29	287	.6	5.0	31	99	.6	4.1	43	132	.9	4.9	25	77	.5	3.3	
4-Book		33	410	.7	2.9	18	213	.4	3.4	17	62	.4	2.7	28	100	.6	3.4	23	67	.5	3.4	
+KDAI-FM																						
SP '05		33	248	.7	2.9	11	198	.2	1.9	13	48	.3	1.7	17	74	.3	1.9	17	69	.3	2.2	
4-Book		**	**	**	**	**	**	**	**	**	**	**	**	**	**	**	**	**	**	**	**	
KDIF-AM																						
SP '05		7	61	.1	.6	2	37		.3	4	22	.1	.5	5	15	.1	.6	1	8		.1	
4-Book		**	**	**	**	**	**	**	**	**	**	**	**	**	**	**	**	**	**	**	**	
KEZY-AM																						
SP '05		6	14	.1	.5	6	28	.1	1.0	2	8		.3	8	8	.2	.9	6	8	.1	.8	
4-Book		8	26	.2	.7	4	19	.1	.7	4	9	.1	.7	5	9	.1	.6	3	5	.1	.4	
KFRG-FM																						
SP '05		56	434	1.1	4.9	29	244	.6	5.0	33	89	.7	4.4	58	110	1.2	6.6	38	86	.8	5.0	
4-Book		42	386	.8	3.8	23	226	.5	4.2	27	80	.6	4.0	43	114	.9	5.1	23	63	.5	3.3	
KGGI-FM																						
SP '05		73	862	1.5	6.4	50	585	1.0	8.6	56	184	1.1	7.5	50	141	1.0	5.7	65	162	1.3	8.6	
4-Book		62	777	1.3	5.6	41	503	.8	7.7	34	129	.7	5.2	43	139	.9	5.1	56	161	1.2	8.2	
KOLA-FM																						
SP '05		23	314	.5	2.0	13	189	.3	2.2	10	41	.2	1.3	18	67	.4	2.0	9	32	.2	1.2	
4-Book		28	295	.6	2.6	13	152	.3	2.4	14	48	.3	2.1	29	72	.6	3.4	13	47	.3	1.8	
KTDD-AM																						
SP '05			6				8		.1						6	.1	.3		2		.2	
4-Book		1	15		.1	1	8		.1					3	6	.1	.3	1	2		.2	
KWIE-FM																						
SP '05		52	626	1.1	4.5	27	387	.5	4.6	27	101	.5	3.6	30	87	.6	3.4	50	165	1.0	6.6	
4-Book		37	496	.8	3.3	25	328	.5	4.7	25	76	.5	3.7	34	113	.7	4.1	36	114	.7	5.3	
KXRS-FM																						
SP '05		14	99	.3	1.2	4	52	.1	.7	9	23	.2	1.2	3	12	.1	.3	7	13	.1	.9	
4-Book		9	72	.2	.9	3	45	.1	.5	4	15	.1	.6	2	8		.2	3	9	.1	.5	
KXSB-FM																						
SP '05		52	297	1.1	4.5	13	125	.3	2.2	10	38	.2	1.3	18	39	.4	2.0	27	55	.5	3.6	
4-Book		36	235	.8	3.2	13	118	.3	2.4	12	32	.2	1.8	23	47	.5	2.7	19	48	.4	2.8	
KABC-AM																						
SP '05		3	39	.1	.3		8			1	8		.1		4		.2	2	8		.3	
4-Book		4	47	.1	.4	1	18		.1		2			1	4		.2	2	8		.3	
KBIG-FM																						
SP '05		12	164	.2	1.0	7	96	.1	1.2	2	9		.3	17	35	.3	1.9	11	22	.2	1.5	
4-Book		14	141	.3	1.2	4	76	.1	.7	2	6		.2	6	20	.1	.7	7	18	.2	1.0	

** Station(s) not reported this survey.

* Listener estimates adjusted for reported broadcast schedule.

+ Station(s) changed call letters - see Page 13.

4-Book: Avg. of current and previous 3 surveys.
2-Book: Avg. of most recent 2 surveys.

Target Listener Estimates

		Men 18-49																				
		Monday-Friday 6AM-7PM				Weekend 6AM-MID				Saturday 6AM-10AM				Saturday 10AM-3PM				Saturday 3PM-7PM				
		AQH (00)	Cume (00)	AQH Rtg	AQH Shr	AQH (00)	Cume (00)	AQH Rtg	AQH Shr	AQH (00)	Cume (00)	AQH Rtg	AQH Shr	AQH (00)	Cume (00)	AQH Rtg	AQH Shr	AQH (00)	Cume (00)	AQH Rtg	AQH Shr	
KCBS-FM																						
	SP '05	43	507	.9	3.7	31	277	.6	5.3	26	75	.5	3.5	48	113	1.0	5.4	46	79	.9	6.1	
	4-Book	40	410	.8	3.5	21	220	.4	3.9	20	60	.4	3.1	36	102	.8	4.3	36	81	.7	5.4	
KFI -AM																						
	SP '05	59	470	1.2	5.1	13	180	.3	2.2	20	67	.4	2.7	8	42	.2	.9	4	30	.1	.5	
	4-Book	58	486	1.2	5.2	14	175	.3	2.7	29	73	.6	4.7	15	58	.3	1.8	9	30	.2	1.4	
KFWB-AM																						
	SP '05	3	66	.1	.3	**	15	**	**	1	8	**	.1	**	**	**	**	**	8	**	**	
	4-Book	**	**	**	**	**	**	**	**	**	**	**	**	**	**	**	**	**	**	**	**	
KHHT-FM																						
	SP '05	20	173	.4	1.7	9	120	.2	1.5	6	11	.1	.8	9	35	.2	1.0	7	34	.1	.9	
	4-Book	21	242	.4	1.9	14	137	.3	2.7	13	37	.3	2.1	22	54	.5	2.7	17	43	.3	2.6	
KIIS-FM																						
	SP '05	19	322	.4	1.7	15	219	.3	2.6	16	51	.3	2.1	22	71	.4	2.5	23	97	.5	3.0	
	4-Book	17	318	.4	1.5	9	172	.2	1.7	14	41	.3	2.1	17	73	.4	2.1	11	52	.2	1.5	
KKBT-FM																						
	SP '05	14	261	.3	1.2	11	183	.2	1.9	18	41	.4	2.4	24	79	.5	2.7	20	73	.4	2.6	
	4-Book	20	301	.4	1.8	13	162	.3	2.5	16	34	.3	2.5	26	85	.6	3.1	21	55	.4	3.0	
KLAC-AM																						
	SP '05	12	121	.2	1.0	2	27	**	.3	**	**	**	**	3	8	.1	.3	5	14	.1	.7	
	4-Book	**	**	**	**	**	**	**	**	**	**	**	**	**	**	**	**	**	**	**	**	
KLAX-FM																						
	SP '05	31	254	.6	2.7	20	167	.4	3.4	54	103	1.1	7.2	31	74	.6	3.5	27	70	.5	3.6	
	4-Book	21	210	.4	1.9	11	119	.2	2.0	24	52	.5	3.5	15	46	.3	1.7	11	32	.2	1.7	
KLOS-FM																						
	SP '05	38	365	.8	3.3	12	134	.2	2.1	8	16	.2	1.1	15	24	.3	1.7	9	29	.2	1.2	
	4-Book	42	408	.9	3.7	13	167	.3	2.5	14	38	.3	2.4	21	73	.4	2.5	20	58	.4	3.0	
KLSX-FM																						
	SP '05	32	284	.6	2.8	5	74	.1	.9	9	16	.2	1.2	8	29	.2	.9	9	29	.2	1.2	
	4-Book	55	381	1.1	5.0	5	80	.1	.9	7	19	.2	1.1	5	26	.1	.6	7	21	.2	1.1	
KLVE-FM																						
	SP '05	30	300	.6	2.6	18	232	.4	3.1	36	91	.7	4.8	24	71	.5	2.7	22	54	.4	2.9	
	4-Book	29	331	.6	2.6	20	204	.4	3.9	28	70	.6	4.3	32	77	.7	3.8	22	62	.5	3.3	
KLYY-FM																						
	SP '05	57	460	1.2	5.0	30	321	.6	5.1	50	114	1.0	6.7	68	151	1.4	7.7	53	111	1.1	7.0	
	4-Book	49	464	1.0	4.4	28	305	.6	5.1	33	87	.7	4.9	49	118	1.0	5.7	38	100	.8	5.5	
KMXE-AM																						
	SP '05	6	41	.1	.5	1	8	**	.2	2	8	**	.3	**	**	**	**	3	8	.1	.4	
	4-Book	**	**	**	**	**	**	**	**	**	**	**	**	**	**	**	**	**	**	**	**	
KMZT-FM																						
	SP '05	1	41	.1	.3	1	17	.2	.3	4	7	.1	.6	2	9	.2	.2	2	2	.1	.1	
	4-Book	3	37	.1	.3	2	28	.3	.3	4	7	.1	.6	2	9	.2	.2	2	2	.1	.1	
KNX -AM																						
	SP '05	14	199	.3	1.2	7	113	.1	1.2	22	46	.4	2.9	5	23	.1	.6	3	17	.1	.4	
	4-Book	13	189	.3	1.1	5	89	.1	1.0	11	33	.2	1.6	8	25	.2	1.0	5	20	.1	.8	
KOST-FM																						
	SP '05	19	183	.4	1.7	10	125	.2	1.7	18	54	.4	2.4	16	44	.3	1.8	13	31	.3	1.7	
	4-Book	17	183	.4	1.6	8	113	.2	1.6	10	33	.2	1.6	14	46	.3	1.7	14	36	.3	2.1	
KPLM-FM																						
	SP '05	3	45	.1	.3	1	15	**	.2	4	8	.1	.5	3	8	.1	.3	4	8	.1	.5	
	4-Book	**	**	**	**	**	**	**	**	**	**	**	**	**	**	**	**	**	**	**	**	

Target Listener Estimates - Men 18-49

** Station(s) not reported this survey.

* Listener estimates adjusted for reported broadcast schedule.

+ Station(s) changed call letters - see Page 13.

4-Book: Avg. of current and previous 3 surveys.
2-Book: Avg. of most recent 2 surveys.

Target Listener Estimates

		Men 18-49																				
		Monday-Friday 6AM-7PM				Weekend 6AM-MID				Saturday 6AM-10AM				Saturday 10AM-3PM				Saturday 3PM-7PM				
		AQH (00)	Cume (00)	AQH Rtg	AQH Shr	AQH (00)	Cume (00)	AQH Rtg	AQH Shr	AQH (00)	Cume (00)	AQH Rtg	AQH Shr	AQH (00)	Cume (00)	AQH Rtg	AQH Shr	AQH (00)	Cume (00)	AQH Rtg	AQH Shr	
KPWR-FM																						
SP '05		28	479	.6	2.4	20	268	.4	3.4	23	71	.5	3.1	40	134	.8	4.5	40	105	.8	5.3	
4-Book		28	425	.6	2.5	17	240	.4	3.1	17	57	.4	2.7	31	122	.6	3.6	24	89	.5	3.5	
KRCV-FM																						
SP '05		5	68	.1	.4	5	57	.1	.9	2	7		.3	1	14		.1	2	6		.3	
4-Book		**	**	**	**	**	**	**	**	**	**	**	**	**	**	**	**	**	**	**	**	
KROQ-FM																						
SP '05		16	339	.3	1.4	6	158	.1	1.0	5	20	.1	.7	8	54	.2	.9	6	25	.1	.8	
4-Book		31	409	.7	2.8	15	210	.3	2.8	14	54	.3	2.3	24	81	.5	2.9	18	58	.4	2.8	
KRTH-FM																						
SP '05		8	136	.2	.7	7	85	.1	1.2	11	29	.2	1.5	16	48	.3	1.8	5	26	.1	.7	
4-Book		10	183	.2	.9	8	94	.2	1.6	9	24	.2	1.3	15	47	.3	1.8	10	33	.2	1.6	
KSCA-FM																						
SP '05		53	392	1.1	4.6	17	165	.3	2.9	45	88	.9	6.0	24	66	.5	2.7	10	25	.2	1.3	
4-Book		64	437	1.4	5.7	21	236	.4	4.0	58	131	1.2	9.3	31	79	.7	3.8	20	45	.4	2.8	
KSSE-FM																						
SP '05		19	141	.4	1.7	6	81	.1	1.0	12	36	.2	1.6	13	46	.3	1.5	11	36	.2	1.5	
4-Book		13	145	.3	1.1	4	72	.1	.8	5	18	.1	.8	11	35	.3	1.2	5	14	.1	.7	
KTWV-FM																						
SP '05		10	148	.2	.9	7	122	.1	1.2	11	42	.2	1.5	15	54	.3	1.7	11	38	.2	1.5	
4-Book		15	164	.3	1.3	6	102	.1	1.1	6	23	.1	.9	12	48	.2	1.5	6	31	.1	1.0	
KWVE-FM																						
SP '05		14	107	.3	1.2	5	46	.1	.9	12	31	.2	1.6	4	21	.1	.5	2	15		.3	
4-Book		14	136	.3	1.2	6	73	.1	1.1	8	26	.2	1.4	5	26	.1	.6	5	22	.1	.9	
KYSR-FM																						
SP '05		3	62	.1	.3	1	29		.2	2	6	.1	.3	2	14		.2	8	11	.2	1.3	
4-Book		4	92	.1	.4	5	47	.1	1.0	2	6	.1	.3	11	21	.2	1.4	8	11	.2	1.3	
KZLA-FM																						
SP '05		2	75		.2	3	52	.1	.5	6	25	.1	.8	3	15	.1	.3	2	21		.3	
4-Book		7	96	.2	.6	4	54	.1	.8	4	14	.1	.6	7	21	.1	.8	7	24	.1	1.0	
TOTALS																						
SP '05		1148	4530	23.3		583	3689	11.8		750	1853	15.2		884	2014	17.9		756	1762	15.3		
4-Book		1113	4462	23.0		532	3457	11.0		640	1631	13.3		840	1987	17.4		675	1603	13.9		

** Station(s) not reported this survey.

* Listener estimates adjusted for reported broadcast schedule.

+ Station(s) changed call letters - see Page 13.

4-Book: Avg. of current and previous 3 surveys.
2-Book: Avg. of most recent 2 surveys.

Target Listener Estimates

Target Listener Estimates - Men 18-49

		Men 18-49																			
		Saturday 7PM-MID				Sunday 6AM-10AM				Sunday 10AM-3PM				Sunday 3PM-7PM				Sunday 7PM-MID			
	AQH (00)	Cume (00)	AQH Rtg	AQH Shr	AQH (00)	Cume (00)	AQH Rtg	AQH Shr	AQH (00)	Cume (00)	AQH Rtg	AQH Shr	AQH (00)	Cume (00)	AQH Rtg	AQH Shr	AQH (00)	Cume (00)	AQH Rtg	AQH Shr	
KAEH-FM																					
SP '05					2	15		.5	9	33	.2	1.4	8	26	.2	1.5	2	17		.6	
4-Book	5	12	.1	1.5	4	12	.1	1.0	10	38	.2	1.7	6	18	.1	1.2	3	14		.9	
KATY-FM																					
SP '05	1	7		.3	2	6		.5	2	8		.3	1	8		.2					
4-Book	**	**	**	**	**	**	**	**	**	**	**	**	**	**	**	**	**	**	**	**	**
KCAL-AM																					
SP '05	1	7		.3	2	7		.5	12	27	.2	1.8	4	13	.1	.7					
4-Book	**	**	**	**	**	**	**	**	**	**	**	**	**	**	**	**	**	**	**	**	**
KCAL-FM																					
SP '05	28	79	.6	7.6	21	43	.4	5.4	39	102	.8	6.0	23	74	.5	4.2	19	55	.4	5.5	
4-Book	30	88	.7	8.7	25	58	.5	6.6	41	104	.9	7.0	24	72	.5	4.8	20	64	.4	6.7	
KCXX-FM																					
SP '05	25	97	.5	6.8	19	38	.4	4.9	41	85	.8	6.3	34	72	.7	6.3	14	59	.3	4.1	
4-Book	18	55	.4	5.1	8	22	.2	2.2	23	54	.5	3.7	19	46	.4	3.8	9	30	.2	3.0	
+KDAI-FM																					
SP '05	8	56	.2	2.2	2	9		.5	5	26	.1	.8	14	41	.3	2.6	13	34	.3	3.8	
4-Book	**	**	**	**	**	**	**	**	**	**	**	**	**	**	**	**	**	**	**	**	**
KDIF-AM																					
SP '05					5	29	.1	1.3	2	7		.3					2	8		.6	
4-Book	**	**	**	**	**	**	**	**	**	**	**	**	**	**	**	**	**	**	**	**	**
KEZY-AM																					
SP '05					2	8		.5	14	28	.3	2.1	9	22	.2	1.7	6	8	.1	1.7	
4-Book	1	3		.2	4	8	.1	1.1	5	12	.1	.9	4	7	.1	.7	2	2		.4	
KFRG-FM																					
SP '05	14	34	.3	3.8	20	69	.4	5.1	35	95	.7	5.4	25	96	.5	4.6	13	39	.3	3.8	
4-Book	11	28	.2	3.1	20	64	.4	5.4	33	80	.7	5.5	18	56	.4	3.5	6	21	.2	2.0	
KGGI-FM																					
SP '05	28	126	.6	7.6	14	80	.3	3.6	49	179	1.0	7.5	70	208	1.4	12.9	69	159	1.4	20.1	
4-Book	26	108	.6	7.4	16	73	.3	4.2	37	123	.8	6.2	66	180	1.4	13.3	54	129	1.1	17.7	
KOLA-FM																					
SP '05	10	26	.2	2.7	7	21	.1	1.8	14	58	.3	2.1	17	55	.3	3.1	16	39	.3	4.7	
4-Book	6	22	.1	1.7	7	25	.1	1.7	17	54	.4	2.8	13	32	.3	2.5	7	26	.1	2.1	
KTDD-AM																					
SP '05									1	3		.2									
4-Book																					
KVIE-FM																					
SP '05	22	110	.4	6.0	8	44	.2	2.1	32	102	.6	4.9	35	105	.7	6.4	18	76	.4	5.2	
4-Book	23	94	.5	6.7	15	46	.3	3.9	28	92	.6	4.8	26	86	.6	5.4	17	61	.4	5.5	
KXRS-FM																					
SP '05	4	13	.1	1.1					1	7		.2	7	7	.1	1.3	1	5		.3	
4-Book	4	13	.1	1.0	2	9		.5	2	8		.3	5	9	.1	1.0	1	4		.4	
KXSB-FM																					
SP '05	20	41	.4	5.4	1	16		.3	4	7	.1	.6	14	25	.3	2.6	13	26	.3	3.8	
4-Book	8	17	.1	2.1	9	25	.2	2.4	15	31	.3	2.6	12	26	.3	2.3	8	17	.2	2.3	
KABC-AM																					
SP '05									1	7		.2				.1	1	4		.2	
4-Book																					
KBIG-FM																					
SP '05	8	42	.2	2.2	4	6	.1	1.0					3	12	.1	.6	6	24	.1	1.7	
4-Book	6	27	.2	1.9	4	10	.1	1.0	3	11	.1	.4	4	15	.1	.7	2	14		.6	

** Station(s) not reported this survey.

* Listener estimates adjusted for reported broadcast schedule.

+ Station(s) changed call letters - see Page 13.

 4-Book: Avg. of current and previous 3 surveys.
 2-Book: Avg. of most recent 2 surveys.

Target Listener Estimates

Men 18-49																				
Saturday 7PM-MID				Sunday 6AM-10AM				Sunday 10AM-3PM				Sunday 3PM-7PM				Sunday 7PM-MID				
AQH (00)	Cume (00)	AQH Rtg	AQH Shr	AQH (00)	Cume (00)	AQH Rtg	AQH Shr	AQH (00)	Cume (00)	AQH Rtg	AQH Shr	AQH (00)	Cume (00)	AQH Rtg	AQH Shr	AQH (00)	Cume (00)	AQH Rtg	AQH Shr	
KCBS-FM																				
SP '05	23	47	.5	6.3	15	50	.3	3.9	39	128	.8	6.0	39	84	.8	7.2	9	48	.2	2.6
4-Book	14	47	.3	4.1	10	29	.2	2.6	21	66	.5	3.6	19	52	.4	3.6	10	31	.2	3.2
KFI -AM																				
SP '05	14	62	.3	3.8	12	28	.2	3.1	14	44	.3	2.1	17	29	.3	3.1	18	72	.4	5.2
4-Book	9	32	.2	2.5	12	26	.3	3.1	12	37	.3	2.1	13	35	.3	2.5	16	41	.4	5.5
KFWB-AM																				
SP '05	**	**	**	**	**	**	**	**	1	8		.2	**	**	**	**	**	**	**	**
4-Book	**	**	**	**	**	**	**	**	**	**	**	**	**	**	**	**	**	**	**	**
KHHT-FM																				
SP '05					15	29	.3	3.9	8	27	.2	1.2	17	77	.3	3.1	15	33	.3	4.4
4-Book	8	21	.2	2.3	12	30	.2	3.1	15	34	.3	2.6	13	46	.2	2.7	16	32	.3	5.2
KIIS-FM																				
SP '05	10	51	.2	2.7	13	28	.3	3.3	25	72	.5	3.8	9	44	.2	1.7	4	34	.1	1.2
4-Book	4	23	.1	1.1	9	23	.2	2.2	12	42	.2	1.9	7	32	.2	1.5	4	18	.1	1.1
KGBT-FM																				
SP '05	6	32	.1	1.6	5	20	.1	1.3	6	41	.1	.9	7	51	.1	1.3	1	9		.3
4-Book	8	28	.2	2.3	7	21	.1	1.8	14	41	.3	2.4	12	38	.2	2.5	3	10	.1	1.0
KLAC-AM																				
SP '05	1	14		.3	1	6		.3	5	13	.1	.8	**	**	**	**	**	**	**	**
4-Book	**	**	**	**	**	**	**	**	**	**	**	**	**	**	**	**	**	**	**	**
KLAX-FM																				
SP '05	7	44	.1	1.9	12	38	.2	3.1	22	46	.4	3.4	8	28	.2	1.5	5	15	.1	1.5
4-Book	4	22	.1	1.1	9	19	.2	2.3	15	37	.3	2.5	8	27	.2	1.6	3	11	.1	.9
KLOS-FM																				
SP '05	13	20	.3	3.5	11	32	.2	2.8	18	73	.4	2.8	17	39	.3	3.1	6	23	.1	1.7
4-Book	8	21	.2	2.1	7	23	.1	1.9	16	57	.4	2.7	14	36	.3	2.7	5	20	.1	1.7
KLSX-FM																				
SP '05	2	16		.5	5	25	.1	1.3	3	24	.1	.5	3	8	.1	.6	1	6		.3
4-Book	3	11	.1	.7	5	18	.1	1.3	5	21	.1	.8	6	15	.2	1.3	2	2		.1
KLVE-FM																				
SP '05	14	61	.3	3.8	16	33	.3	4.1	29	56	.6	4.4	1	8		.2	5	29	.1	1.5
4-Book	12	40	.3	3.4	14	37	.3	3.8	25	46	.5	4.2	15	36	.3	3.2	16	43	.3	5.3
KLYY-FM																				
SP '05	9	52	.2	2.4	7	47	.1	1.8	17	60	.3	2.6	25	50	.5	4.6	15	41	.3	4.4
4-Book	20	55	.4	5.8	15	54	.3	3.9	29	77	.6	4.9	25	59	.5	5.0	13	39	.3	4.3
KMXE-AM																				
SP '05	**	**	**	**	**	**	**	**	**	**	**	**	**	**	**	**	**	**	**	**
4-Book	**	**	**	**	**	**	**	**	**	**	**	**	**	**	**	**	**	**	**	**
KMZT-FM																				
SP '05	1	9		.3	3	8	.1	.8												
4-Book	1	5		.2	2	7	.1	.6		4		.1	3	3	.1	.5	1	4		.5
KNX -AM																				
SP '05	3	14	.1	.8	14	50	.3	3.6	6	29	.1	.9	1	9		.2	4	27	.1	1.2
4-Book	1	8		.4	6	25	.1	1.6	6	27	.1	1.1	2	11	.1	.5	2	14	.1	.8
KOST-FM																				
SP '05	4	16	.1	1.1	13	36	.3	3.3	7	34	.1	1.1	6	23	.1	1.1	7	22	.1	2.0
4-Book	6	21	.1	1.8	5	16	.1	1.3	8	26	.2	1.4	6	24	.1	1.2	5	16	.1	1.6
KPLM-FM																				
SP '05	**	**	**	**	**	**	**	**	**	**	**	**	**	**	**	**	**	**	**	**
4-Book	**	**	**	**	**	**	**	**	**	**	**	**	**	**	**	**	**	**	**	**

** Station(s) not reported this survey.

* Listener estimates adjusted for reported broadcast schedule.

+ Station(s) changed call letters - see Page 13.

4-Book: Avg. of current and previous 3 surveys.
2-Book: Avg. of most recent 2 surveys.

Target Listener Estimates

Target Listener Estimates - Men 18-49

Men 18-49																					
Saturday 7PM-MID				Sunday 6AM-10AM				Sunday 10AM-3PM				Sunday 3PM-7PM				Sunday 7PM-MID					
AQH (00)	Cume (00)	AQH Rtg	AQH Shr	AQH (00)	Cume (00)	AQH Rtg	AQH Shr	AQH (00)	Cume (00)	AQH Rtg	AQH Shr	AQH (00)	Cume (00)	AQH Rtg	AQH Shr	AQH (00)	Cume (00)	AQH Rtg	AQH Shr		
KPWR-FM																					
SP '05	22	74	.4	6.0	13	42	.3	3.3	9	18	.2	1.4	4	26	.1	.7	6	25	.1	1.7	
4-Book	20	70	.4	5.8	11	31	.2	2.9	10	43	.2	1.8	12	36	.2	2.3	6	30	.1	1.9	
KRCV-FM																					
SP '05	6	12	.1	1.6	4	6	.1	1.0	10	39	.2	1.5	6	25	.1	1.1	7	13	.1	2.0	
4-Book	**	**	**	**	**	**	**	**	**	**	**	**	**	**	**	**	**	**	**	**	
KROQ-FM																					
SP '05	2	14	.1	.5	9	37	.2	2.3	12	37	.2	1.8	5	28	.1	.9	4	13	.1	1.2	
4-Book	6	29	.1	1.8	10	37	.2	2.7	18	54	.4	3.1	19	47	.4	3.9	9	29	.2	2.9	
KRTH-FM																					
SP '05					8	19	.2	2.1	11	33	.2	1.7					2	16		.6	
4-Book	4	18	.1	1.1	7	17	.2	1.8	8	24	.2	1.3	5	16	.1	1.0	5	14	.1	1.8	
KSCA-FM																					
SP '05	10	24	.2	2.7	5	24	.1	1.3	18	60	.4	2.8	20	39	.4	3.7	7	15	.1	2.0	
4-Book	11	33	.2	3.2	19	43	.4	5.1	17	55	.4	2.8	15	32	.3	2.8	4	16	.1	1.3	
KSSE-FM																					
SP '05					4	15	.1	1.0	5	27	.1	.8	3	9	.1	.6	2	9		.6	
4-Book		4		.1	2	8		.5	6	20	.1	.9	5	15	.1	1.1	2	9		.7	
KTWV-FM																					
SP '05	6	32	.1	1.6	6	22	.1	1.5	7	32	.1	1.1	1	9		.2	2	8		.6	
4-Book	4	23	.1	1.3	3	13	.1	.7	7	22	.1	1.1	4	20	.1	.8	3	16		.9	
KWVE-FM																					
SP '05	1	9		.3	6	25	.1	1.5	5	17	.1	.8	5	12	.1	.9	2	6		.6	
4-Book	3	15	.1	1.0	7	27	.1	1.8	7	37	.2	1.2	6	16	.1	1.3	5	15	.1	1.9	
KYSR-FM																					
SP '05	1	6		.3					1	8		.2		8				1	5		.3
4-Book	3	14	.1	.9	2	2	.1	.5	6	20	.1	1.1	7	12	.2	1.4					
KZLA-FM																					
SP '05	2	13		.5	2	8		.5	4	23	.1	.6	3	16	.1	.6					
4-Book	1	3		.1	3	11	.1	.7	6	17	.2	1.2	2	9		.4		2	4		.6
TOTALS																					
SP '05	368	1196	7.5		389	1092	7.9		652	1551	13.2		543	1291	11.0		343	984	7.0		
4-Book	347	1034	7.2		377	1005	7.8		592	1427	12.2		495	1181	10.3		299	832	6.2		

** Station(s) not reported this survey.

* Listener estimates adjusted for reported broadcast schedule.

+ Station(s) changed call letters - see Page 13.

4-Book: Avg. of current and previous 3 surveys.
2-Book: Avg. of most recent 2 surveys.

Target Listener Trends

		Men 25-49																			
		Monday-Sunday 6AM-MID				Monday-Friday 6AM-10AM				Monday-Friday 10AM-3PM				Monday-Friday 3PM-7PM				Monday-Friday 7PM-MID			
		AQH (00)	Cume (00)	AQH Rtg	AQH Shr	AQH (00)	Cume (00)	AQH Rtg	AQH Shr	AQH (00)	Cume (00)	AQH Rtg	AQH Shr	AQH (00)	Cume (00)	AQH Rtg	AQH Shr	AQH (00)	Cume (00)	AQH Rtg	AQH Shr
KAEH-FM																					
SP '05	8	129	.2	1.2	13	79	.3	1.3	14	74	.4	1.5	10	66	.3	1.2	2	21	.1	.8	
WI '05	10	170	.3	1.6	20	84	.5	2.0	9	52	.2	1.0	11	71	.3	1.2	1	31	.1	.4	
FA '04	9	132	.2	1.4	17	57	.5	1.7	17	87	.5	1.9	9	79	.2	1.1	2	23	.1	.8	
SU '04	4	90	.1	.7	8	28	.2	.8	4	41	.1	.5	7	60	.2	.9	2	24	.1	.8	
4-Book	8	130	.2	1.2	15	62	.4	1.5	11	64	.3	1.2	9	69	.3	1.1	2	25	.1	.7	
SP '04	6	108	.2	1.0	5	41	.1	.5	11	56	.3	1.3	11	68	.3	1.4	1	7		.4	
KATY-FM																					
SP '05	4	66	.1	.6	5	44	.1	.5	8	38	.2	.9	6	37	.2	.7	1	22		.4	
WI '05	9	95	.2	1.4	9	40	.2	.9	18	43	.5	2.1	13	46	.3	1.5	1	14		.4	
FA '04	6	108	.2	1.0	8	51	.2	.8	4	44	.1	.4	9	81	.2	1.1	6	42	.2	2.4	
SU '04	**	**	**	**	**	**	**	**	**	**	**	**	**	**	**	**	**	**	**	**	**
4-Book	**	**	**	**	**	**	**	**	**	**	**	**	**	**	**	**	**	**	**	**	**
SP '04		27				6			1	15		.1									
KCAL-AM																					
SP '05	8	46	.2	1.2	8	28	.2	.8	11	20	.3	1.2	14	26	.4	1.6	1	15		.4	
WI '05	3	32	.1	.5	5	17	.1	.5	5	15	.1	.6	3	32	.1	.3	1	9		.4	
FA '04	3	64	.1	.5	4	39	.1	.4	2	27	.1	.2	5	29	.1	.6	3	17	.1	1.2	
SU '04	**	**	**	**	**	**	**	**	**	**	**	**	**	**	**	**	**	**	**	**	**
4-Book	**	**	**	**	**	**	**	**	**	**	**	**	**	**	**	**	**	**	**	**	**
SP '04	1	21		.2	2	7	.1	.2	2	7	.1	.2		7			1	7		.4	
KCAL-FM																					
SP '05	31	436	.8	4.7	39	230	1.0	3.9	42	229	1.1	4.6	46	307	1.2	5.4	15	140	.4	5.8	
WI '05	39	581	1.0	6.1	55	272	1.5	5.6	57	313	1.5	6.6	46	412	1.2	5.2	14	151	.4	5.5	
FA '04	26	498	.7	4.1	29	210	.8	2.9	35	292	.9	3.8	35	279	.9	4.1	14	105	.4	5.7	
SU '04	40	472	1.2	6.6	68	270	2.0	6.9	67	251	1.9	7.8	39	257	1.1	5.2	8	107	.2	3.2	
4-Book	34	497	.9	5.4	48	246	1.3	4.8	50	271	1.4	5.7	42	314	1.1	5.0	13	126	.4	5.1	
SP '04	35	392	1.0	5.7	50	228	1.5	5.3	53	219	1.5	6.0	48	202	1.4	6.0	13	82	.4	5.0	
KCXX-FM																					
SP '05	24	269	.6	3.7	23	124	.6	2.3	33	135	.9	3.6	38	203	1.0	4.4	12	110	.3	4.7	
WI '05	11	283	.3	1.7	11	131	.3	1.1	19	162	.5	2.2	20	159	.5	2.3	5	75	.1	2.0	
FA '04	17	307	.5	2.7	28	117	.8	2.8	23	116	.6	2.5	21	158	.6	2.5	6	81	.2	2.4	
SU '04	13	269	.4	2.1	16	103	.5	1.6	19	141	.6	2.2	16	150	.5	2.1	8	52	.2	3.2	
4-Book	16	282	.5	2.6	20	119	.6	2.0	24	139	.7	2.6	24	168	.7	2.8	8	80	.2	3.1	
SP '04	10	245	.3	1.6	9	69	.3	.9	15	133	.4	1.7	13	133	.4	1.6	3	69	.1	1.2	
+KDAI-FM																					
SP '05	16	208	.4	2.4	10	85	.3	1.0	29	155	.8	3.2	26	128	.7	3.0	9	62	.2	3.5	
WI '05	7	45	.2	1.1	6	11	.2	.6	12	20	.3	1.4	12	30	.3	1.4	2	18	.1	.8	
FA '04	**	**	**	**	**	**	**	**	**	**	**	**	**	**	**	**	**	**	**	**	**
SU '04	**	**	**	**	**	**	**	**	**	**	**	**	**	**	**	**	**	**	**	**	**
4-Book	**	**	**	**	**	**	**	**	**	**	**	**	**	**	**	**	**	**	**	**	**
SP '04	8	110	.2	1.3	18	94	.5	1.9	9	87	.3	1.0	10	65	.3	1.2	3	44	.1	1.2	
KDIF-AM																					
SP '05	5	76	.1	.8	11	48	.3	1.1	4	34	.1	.4	6	34	.2	.7	3	21	.1	1.2	
WI '05	2	38	.1	.3	6	31	.2	.6	3	15	.1	.3	1	9		.1					
FA '04	**	**	**	**	**	**	**	**	**	**	**	**	**	**	**	**	**	**	**	**	**
SU '04	4	54	.1	.7	12	41	.3	1.2	5	21	.1	.6	2	28	.1	.3	1	14		.4	
4-Book	**	**	**	**	**	**	**	**	**	**	**	**	**	**	**	**	**	**	**	**	**
SP '04	2	82	.1	.3	2	20	.1	.2	6	49	.2	.7	2	28	.1	.2		7			
KEZY-AM																					
SP '05	6	43	.2	.9	2	8	.1	.2	8	8	.2	.9	7	14	.2	.8	6	17	.2	2.3	
WI '05	3	36	.1	.5	2	15	.1	.2	4	30	.1	.5	2	15	.1	.2	4	21	.1	1.6	
FA '04	7	32	.2	1.1	15	21	.4	1.5	11	32	.3	1.2	13	25	.3	1.5	1	10		.4	
SU '04	6	26	.2	1.0	9	12	.3	.9	12	26	.3	1.4	4	14	.1	.5	1	6		.4	
4-Book	6	34	.2	.9	7	14	.2	.7	9	24	.2	1.0	7	17	.2	.8	3	14	.1	1.2	
SP '04	**	**	**	**	**	**	**	**	**	**	**	**	**	**	**	**	**	**	**	**	**

** Station(s) not reported this survey.

* Listener estimates adjusted for reported broadcast schedule.

+ Station(s) changed call letters - see Page 13.

4-Book: Avg. of current and previous 3 surveys.
2-Book: Avg. of most recent 2 surveys.

Target Listener Trends

Men 25-49

Target Listener Trends - Men 25-49

	Monday-Sunday 6AM-MID				Monday-Friday 6AM-10AM				Monday-Friday 10AM-3PM				Monday-Friday 3PM-7PM				Monday-Friday 7PM-MID			
	AQH (00)	Cume (00)	AQH Rtg	AQH Shr	AQH (00)	Cume (00)	AQH Rtg	AQH Shr	AQH (00)	Cume (00)	AQH Rtg	AQH Shr	AQH (00)	Cume (00)	AQH Rtg	AQH Shr	AQH (00)	Cume (00)	AQH Rtg	AQH Shr
KFRG-FM																				
SP '05	38	425	1.0	5.8	62	327	1.7	6.2	54	242	1.5	5.9	51	279	1.4	5.9	7	102	.2	2.7
WI '05	32	346	.9	5.0	41	209	1.1	4.2	40	164	1.1	4.6	50	246	1.3	5.7	11	112	.3	4.3
FA '04	22	379	.6	3.5	28	200	.8	2.8	35	202	.9	3.8	31	253	.8	3.7	6	79	.2	2.4
SU '04	19	402	.6	3.1	33	202	1.0	3.4	23	184	.7	2.7	28	239	.8	3.7	6	91	.2	2.4
4-Book	28	388	.8	4.4	41	235	1.2	4.2	38	198	1.1	4.3	40	254	1.1	4.8	8	96	.2	3.0
SP '04	25	394	.7	4.0	25	169	.7	2.6	32	202	.9	3.6	44	235	1.3	5.5	10	98	.3	3.9
KGFI-FM																				
SP '05	40	634	1.1	6.1	45	246	1.2	4.5	56	276	1.5	6.1	54	385	1.5	6.3	18	235	.5	7.0
WI '05	23	566	.6	3.6	20	186	.5	2.0	26	219	.7	3.0	31	324	.8	3.5	10	155	.3	4.0
FA '04	36	623	1.0	5.7	44	286	1.2	4.4	44	322	1.2	4.8	59	393	1.6	6.9	23	250	.6	9.4
SU '04	28	476	.8	4.6	39	249	1.1	4.0	39	261	1.1	4.5	37	279	1.1	4.9	12	128	.3	4.8
4-Book	32	575	.9	5.0	37	242	1.0	3.7	41	270	1.1	4.6	45	345	1.3	5.4	16	192	.4	6.3
SP '04	15	425	.4	2.4	28	249	.8	2.9	17	161	.5	1.9	14	196	.4	1.7	5	101	.1	1.9
KOLA-FM																				
SP '05	11	295	.3	1.7	13	134	.3	1.3	22	153	.6	2.4	10	124	.3	1.2	1	35		.4
WI '05	25	344	.7	3.9	23	171	.6	2.4	40	202	1.1	4.6	39	229	1.0	4.4	11	81	.3	4.3
FA '04	14	246	.4	2.2	23	90	.6	2.3	22	121	.6	2.4	17	128	.5	2.0	5	43	.1	2.0
SU '04	18	244	.5	3.0	28	115	.8	2.9	33	122	1.0	3.8	22	154	.6	2.9	5	75	.1	2.0
4-Book	17	282	.5	2.7	22	128	.6	2.2	29	150	.8	3.3	22	159	.6	2.6	6	59	.1	2.2
SP '04	16	277	.5	2.6	22	154	.6	2.3	28	92	.8	3.2	14	133	.4	1.7	6	85	.2	2.3
KTDD-AM																				
SP '05		13				6												7		
WI '05	1	22		.2	3	22	.1	.3	3	22	.1	.3	1	8		.1				
FA '04		7			1	7		.1					1	7		.1				
SU '04	2	41	.1	.3					2	16	.1	.2	3	19	.1	.4	2	9	.1	.8
4-Book	1	21		.1	1	9		.1	1	10	.1	.1	1	9		.2	1	4		.2
SP '04	1	42		.2	3	18	.1	.3	1	5		.1	1	17		.1	2	12	.1	.8
KVIE-FM																				
SP '05	19	362	.5	2.9	27	173	.7	2.7	28	183	.8	3.1	28	229	.8	3.3	10	127	.3	3.9
WI '05	14	303	.4	2.2	17	151	.5	1.7	14	104	.4	1.6	14	146	.4	1.6	7	104	.2	2.8
FA '04	11	297	.3	1.8	6	102	.2	.6	14	162	.4	1.5	22	203	.6	2.6	5	46	.1	2.0
SU '04	15	256	.4	2.5	22	148	.6	2.2	18	155	.5	2.1	14	148	.4	1.9	10	46	.3	4.0
4-Book	15	305	.4	2.4	18	144	.5	1.8	19	151	.5	2.1	20	182	.6	2.4	8	81	.2	3.2
SP '04	13	230	.4	2.1	18	99	.5	1.9	17	112	.5	1.9	18	124	.5	2.2	8	81	.2	3.1
KXRS-FM																				
SP '05	8	85	.2	1.2	13	50	.3	1.3	10	25	.3	1.1	12	57	.3	1.4	5	18	.1	1.9
WI '05	3	76	.1	.5	4	31	.1	.4	6	55	.2	.7	6	27	.2	.7	2	21	.1	.8
FA '04	4	58	.1	.6	5	26	.1	.5	8	35	.2	.9	3	36	.1	.4	2	18	.1	.8
SU '04	5	70	.1	.8	15	51	.4	1.5	5	19	.1	.6	4	32	.1	.5	2	7	.1	.8
4-Book	5	72	.1	.8	9	40	.2	.9	7	34	.2	.8	6	38	.2	.8	3	16	.1	1.1
SP '04	5	59	.1	.8	10	33	.3	1.1	9	33	.3	1.0	5	39	.1	.6	1	20		.4
KXSB-FM																				
SP '05	20	222	.5	3.1	30	143	.8	3.0	40	159	1.1	4.4	22	152	.6	2.6	7	66	.2	2.7
WI '05	16	187	.4	2.5	19	78	.5	1.9	21	109	.6	2.4	20	121	.5	2.3	5	46	.1	2.0
FA '04	14	224	.4	2.2	23	112	.6	2.3	27	152	.7	3.0	14	106	.4	1.6	4	42	.1	1.6
SU '04	14	177	.4	2.3	28	99	.8	2.9	22	71	.6	2.5	14	87	.4	1.9	7	50	.2	2.8
4-Book	16	203	.4	2.5	25	108	.7	2.5	28	123	.8	3.1	18	117	.5	2.1	6	51	.2	2.3
SP '04	8	143	.2	1.3	10	68	.3	1.1	15	89	.4	1.7	7	43	.2	.9	6	22	.2	2.3
KABC-AM																				
SP '05	2	38	.1	.3	1	17		.1	2	17	.1	.2	4	30	.1	.5	4	15	.1	1.6
WI '05	1	25		.2	2	6	.1	.2	2	15	.1	.2								
FA '04	4	74	.1	.6	1	15		.1	13	50	.3	1.4	3	35	.1	.4	1	7		.4
SU '04	3	87	.1	.5		17			8	28	.2	.9	3	28	.1	.4	5	24	.1	2.0
4-Book	3	56	.1	.4	1	14		.1	6	28	.2	.7	3	23	.1	.3	3	12	.1	1.0
SP '04	5	63	.1	.8					19	50	.6	2.2	6	43	.2	.7				

** Station(s) not reported this survey.

* Listener estimates adjusted for reported broadcast schedule.

+ Station(s) changed call letters - see Page 13.

4-Book: Avg. of current and previous 3 surveys.
2-Book: Avg. of most recent 2 surveys.

Target Listener Trends

Men 25-49																				
Monday-Sunday 6AM-MID				Monday-Friday 6AM-10AM				Monday-Friday 10AM-3PM				Monday-Friday 3PM-7PM				Monday-Friday 7PM-MID				
AQH (00)	Cume (00)	AQH Rtg	AQH Shr	AQH (00)	Cume (00)	AQH Rtg	AQH Shr	AQH (00)	Cume (00)	AQH Rtg	AQH Shr	AQH (00)	Cume (00)	AQH Rtg	AQH Shr	AQH (00)	Cume (00)	AQH Rtg	AQH Shr	
KBIG-FM																				
SP '05	8	176	.2	1.2	8	58	.2	.8	13	75	.3	1.4	9	71	.2	1.0	4	47	.1	1.6
WI '05	8	118	.2	1.3	14	59	.4	1.4	19	60	.5	2.2	8	49	.2	.9	1	16		.4
FA '04	3	124	.1	.5	6	59	.2	.6	2	31	.1	.2	3	48	.1	.4	3	31	.1	1.2
SU '04	8	159	.2	1.3	14	79	.4	1.4	19	91	.6	2.2	7	67	.2	.9	1	33		.4
4-Book	7	144	.2	1.1	11	64	.3	1.1	13	64	.4	1.5	7	59	.2	.8	2	32	.1	.9
SP '04	7	213	.2	1.1	6	78	.2	.6	10	96	.3	1.1	15	144	.4	1.9	3	48	.1	1.2
KCBS-FM																				
SP '05	31	519	.8	4.7	43	217	1.2	4.3	42	250	1.1	4.6	37	318	1.0	4.3	9	123	.2	3.5
WI '05	27	390	.7	4.2	35	128	.9	3.6	41	201	1.1	4.8	33	208	.9	3.7	14	122	.4	5.5
FA '04	20	323	.5	3.2	38	133	1.0	3.8	37	164	1.0	4.1	25	195	.7	2.9	2	61	.1	.8
SU '04	25	401	.7	4.1	33	185	1.0	3.4	35	209	1.0	4.1	28	268	.8	3.7	10	68	.3	4.0
4-Book	26	408	.7	4.1	37	166	1.0	3.8	39	206	1.1	4.4	31	247	.9	3.7	9	94	.3	3.5
SP '04	22	351	.6	3.6	23	146	.7	2.4	40	184	1.2	4.6	38	218	1.1	4.7	8	59	.2	3.1
KFI -AM																				
SP '05	33	451	.9	5.0	71	298	1.9	7.1	44	215	1.2	4.8	46	277	1.2	5.4	16	97	.4	6.2
WI '05	41	525	1.1	6.4	63	354	1.7	6.5	55	282	1.5	6.4	64	367	1.7	7.3	26	132	.7	10.3
FA '04	34	471	.9	5.4	75	284	2.0	7.5	46	253	1.2	5.1	42	300	1.1	4.9	14	99	.4	5.7
SU '04	38	454	1.1	6.3	65	315	1.9	6.6	36	238	1.0	4.2	62	281	1.8	8.2	33	124	1.0	13.2
4-Book	37	475	1.0	5.8	69	313	1.9	6.9	45	247	1.2	5.1	54	306	1.5	6.5	22	113	.6	8.9
SP '04	42	358	1.2	6.8	72	233	2.1	7.6	62	211	1.8	7.1	61	204	1.8	7.6	22	102	.6	8.5
KFVB-AM																				
SP '05	2	65	.1	.3	2	33	.1	.2	3	48	.1	.3	3	39	.1	.3		8		
WI '05	**	**	**	**	**	**	**	**	**	**	**	**	**	**	**	**	**	**	**	**
FA '04	2	58	.1	.3	3	28	.1	.3	4	34	.1	.4	1	15		.1	2	20	.1	.8
SU '04	3	76	.1	.5	24	24			1	27		.1	9	54	.3	1.2	3	26	.1	1.2
4-Book	**	**	**	**	**	**	**	**	**	**	**	**	**	**	**	**	**	**	**	**
SP '04	3	113	.1	.5	5	52	.1	.5	3	27	.1	.3	4	41	.1	.5	4	15	.1	1.5
KHHT-FM																				
SP '05	15	154	.4	2.3	13	84	.3	1.3	22	102	.6	2.4	22	78	.6	2.6	12	70	.3	4.7
WI '05	11	207	.3	1.7	12	85	.3	1.2	9	65	.2	1.0	16	82	.4	1.8	11	70	.3	4.3
FA '04	14	239	.4	2.2	11	113	.3	1.1	14	122	.4	1.5	18	146	.5	2.1	6	89	.2	2.4
SU '04	14	237	.4	2.3	20	113	.6	2.0	26	93	.8	3.0	14	99	.4	1.9	6	76	.2	2.4
4-Book	14	209	.4	2.1	14	99	.4	1.4	18	96	.5	2.0	18	101	.5	2.1	9	76	.3	3.5
SP '04	9	287	.3	1.5	10	121	.3	1.1	14	123	.4	1.6	6	88	.2	.7	2	72	.1	.8
KIIS-FM																				
SP '05	8	272	.2	1.2	11	91	.3	1.1	7	115	.2	.8	10	111	.3	1.2	3	73	.1	1.2
WI '05	8	281	.2	1.3	12	121	.3	1.2	11	148	.3	1.3	12	157	.3	1.4	1	48		.4
FA '04	5	173	.1	.8	11	96	.3	1.1	5	77	.1	.5	10	89	.3	1.2	1	34		.4
SU '04	8	256	.2	1.3	9	104	.3	.9	10	86	.3	1.2	8	106	.2	1.1	5	76	.1	2.0
4-Book	7	246	.2	1.2	11	103	.3	1.1	8	107	.2	1.0	10	116	.3	1.2	3	58	.1	1.0
SP '04	10	240	.3	1.6	15	119	.4	1.6	7	77	.2	.8	11	127	.3	1.4	5	76	.1	1.9
KKBT-FM																				
SP '05	6	152	.2	.9	15	60	.4	1.5	6	88	.2	.7	5	71	.1	.6		7		
WI '05	12	217	.3	1.9	33	123	.9	3.4	7	73	.2	.8	12	82	.3	1.4	5	35	.1	2.0
FA '04	11	194	.3	1.8	20	127	.5	2.0	9	127	.2	1.0	19	89	.5	2.2		21		
SU '04	8	183	.2	1.3	7	73	.2	.7	9	117	.3	1.0	11	92	.3	1.5	4	45	.1	1.6
4-Book	9	187	.3	1.5	19	96	.5	1.9	8	101	.2	.9	12	84	.3	1.4	2	27	.1	.9
SP '04	12	186	.3	1.9	22	117	.6	2.3	12	71	.3	1.4	21	115	.6	2.6	5	63	.1	1.9
KLAC-AM																				
SP '05	7	129	.2	1.1	8	50	.2	.8	19	93	.5	2.1	7	47	.2	.8	1	8		.4
WI '05	6	108	.2	.9	6	43	.2	.6	13	51	.3	1.5	12	89	.3	1.4	1	9		.4
FA '04		15				7							1	7		.1		8		
SU '04	**	**	**	**	**	**	**	**	**	**	**	**	**	**	**	**	**	**	**	**
4-Book	**	**	**	**	**	**	**	**	**	**	**	**	**	**	**	**	**	**	**	**
SP '04	1	58		.2						8			1	23		.1	2	37	.1	.8

** Station(s) not reported this survey.

* Listener estimates adjusted for reported broadcast schedule.

+ Station(s) changed call letters - see Page 13.

4-Book: Avg. of current and previous 3 surveys.
2-Book: Avg. of most recent 2 surveys.

Target Listener Trends

Men 25-49

	Monday-Sunday 6AM-MID				Monday-Friday 6AM-10AM				Monday-Friday 10AM-3PM				Monday-Friday 3PM-7PM				Monday-Friday 7PM-MID				
	AQH (00)	Cume (00)	AQH Rtg	AQH Shr	AQH (00)	Cume (00)	AQH Rtg	AQH Shr	AQH (00)	Cume (00)	AQH Rtg	AQH Shr	AQH (00)	Cume (00)	AQH Rtg	AQH Shr	AQH (00)	Cume (00)	AQH Rtg	AQH Shr	
KLAX-FM																					
SP '05	19	257	.5	2.9	40	147	1.1	4.0	25	124	.7	2.7	18	132	.5	2.1	4	43	.1	1.6	
WI '05	8	171	.2	1.3	11	79	.3	1.1	9	91	.2	1.0	19	138	.5	2.2	2	35	.1	.8	
FA '04	9	152	.2	1.4	13	62	.3	1.3	8	64	.2	.9	12	87	.3	1.4	7	44	.2	2.9	
SU '04	16	230	.5	2.6	43	130	1.2	4.4	18	108	.5	2.1	13	87	.4	1.7	2	42	.1	.8	
4-Book	13	203	.4	2.1	27	105	.7	2.7	15	97	.4	1.7	16	111	.4	1.9	4	41	.1	1.5	
SP '04	26	354	.8	4.2	55	221	1.6	5.8	26	192	.8	3.0	29	165	.8	3.6	5	74	.1	1.9	
KLOS-FM																					
SP '05	23	334	.6	3.5	40	217	1.1	4.0	32	139	.9	3.5	31	230	.8	3.6	7	73	.2	2.7	
WI '05	30	432	.8	4.7	50	240	1.3	5.1	39	206	1.0	4.5	41	236	1.1	4.7	17	98	.5	6.7	
FA '04	27	450	.7	4.3	51	250	1.4	5.1	47	249	1.3	5.2	32	255	.9	3.8	7	88	.2	2.9	
SU '04	24	398	.7	4.0	68	228	2.0	6.9	25	127	.7	2.9	21	181	.6	2.8	7	51	.2	2.8	
4-Book	26	404	.7	4.1	52	234	1.5	5.3	36	180	1.0	4.0	31	226	.9	3.7	10	78	.3	3.8	
SP '04	25	411	.7	4.0	67	269	1.9	7.1	24	197	.7	2.7	31	190	.9	3.9	5	76	.1	1.9	
KLXS-FM																					
SP '05	16	236	.4	2.4	45	147	1.2	4.5	24	94	.6	2.6	15	111	.4	1.7	2	28	.1	.8	
WI '05	22	395	.6	3.4	57	210	1.5	5.8	28	191	.8	3.3	38	261	1.0	4.3	5	75	.1	2.0	
FA '04	39	422	1.0	6.2	79	231	2.1	7.9	56	232	1.5	6.2	77	293	2.1	9.1	7	51	.2	2.9	
SU '04	19	293	.6	3.1	44	179	1.3	4.5	34	163	1.0	3.9	31	135	.9	4.1	2	32	.1	.8	
4-Book	24	337	.7	3.8	56	192	1.5	5.7	36	170	1.0	4.0	40	200	1.1	4.8	4	47	.1	1.6	
SP '04	34	362	1.0	5.5	75	214	2.2	7.9	47	161	1.4	5.4	53	257	1.5	6.6	8	57	.2	3.1	
KLVE-FM																					
SP '05	19	331	.5	2.9	25	150	.7	2.5	28	163	.8	3.1	20	159	.5	2.3	8	95	.2	3.1	
WI '05	20	361	.5	3.1	30	156	.8	3.1	23	172	.6	2.7	24	181	.6	2.7	13	119	.3	5.1	
FA '04	19	345	.5	3.0	27	131	.7	2.7	22	136	.6	2.4	16	131	.4	1.9	13	103	.3	5.3	
SU '04	18	276	.5	3.0	21	108	.6	2.1	17	125	.5	2.0	29	156	.8	3.9	13	76	.4	5.2	
4-Book	19	328	.5	3.0	26	136	.7	2.6	23	149	.6	2.6	22	157	.6	2.7	12	98	.3	4.7	
SP '04	12	334	.3	1.9	13	129	.4	1.4	15	132	.4	1.7	19	182	.6	2.4	7	113	.2	2.7	
KLYY-FM																					
SP '05	35	456	.9	5.3	36	209	1.0	3.6	53	251	1.4	5.8	54	273	1.5	6.3	10	156	.3	3.9	
WI '05	43	550	1.2	6.7	58	292	1.6	5.9	60	309	1.6	7.0	65	333	1.7	7.4	11	112	.3	4.3	
FA '04	17	340	.5	2.7	19	120	.5	1.9	21	122	.6	2.3	18	146	.5	2.1	17	128	.5	6.9	
SU '04	28	403	.8	4.6	28	184	.8	2.9	53	242	1.5	6.1	34	213	1.0	4.5	10	92	.3	4.0	
4-Book	31	437	.9	4.8	35	201	1.0	3.6	47	231	1.3	5.3	43	241	1.2	5.1	12	122	.4	4.8	
SP '04	41	566	1.2	6.6	38	248	1.1	4.0	71	374	2.1	8.1	56	323	1.6	7.0	19	152	.6	7.3	
KMXE-AM																					
SP '05	3	32	.1	.5	11	26	.3	1.1		7			6	26	.2	.7	2	6	.1	.8	
WI '05	**	**	**	**	**	**	**	**	**	**	**	**	**	**	**	**	**	**	**	**	**
FA '04	11	71	.3	1.8	22	60	.6	2.2	18	60	.5	2.0	12	60	.3	1.4	7	27	.2	2.9	
SU '04	**	**	**	**	**	**	**	**	**	**	**	**	**	**	**	**	**	**	**	**	**
4-Book	**	**	**	**	**	**	**	**	**	**	**	**	**	**	**	**	**	**	**	**	**
SP '04	7	68	.2	1.1	10	34	.3	1.1	12	40	.3	1.4	10	34	.3	1.2	3	20	.1	1.2	
KMZT-FM																					
SP '05	1	49		.2	1	17		.1	2	17	.1	.2	1	26		.1	2	15	.1	.8	
WI '05	2	52	.1	.3					2	17	.1	.2	3	16	.1	.3	1	8		.4	
FA '04		8											1	8		.1					
SU '04	4	56	.1	.7	10	29	.3	1.0	5	25	.1	.6	5	21	.1	.7	1	15		.4	
4-Book	2	41	.1	.3	3	12	.1	.3	2	15	.1	.3	3	18	.1	.3	1	10		.4	
SP '04	9	79	.3	1.5	12	48	.3	1.3	21	34	.6	2.4	11	58	.3	1.4	1	7		.4	
KNX -AM																					
SP '05	10	244	.3	1.5	20	115	.5	2.0	9	80	.2	1.0	13	111	.3	1.5	5	46	.1	1.9	
WI '05	8	247	.2	1.3	15	103	.4	1.5	7	100	.2	.8	16	158	.4	1.8	2	41	.1	.8	
FA '04	8	230	.2	1.3	15	130	.4	1.5	9	102	.2	1.0	15	114	.4	1.8	1	28		.4	
SU '04	8	164	.2	1.3	16	122	.5	1.6	6	86	.2	.7	13	85	.4	1.7	4	67	.1	1.6	
4-Book	9	221	.2	1.4	17	118	.5	1.7	8	92	.2	.9	14	117	.4	1.7	3	46	.1	1.2	
SP '04	8	280	.2	1.3	13	134	.4	1.4	4	101	.1	.5	17	168	.5	2.1	5	101	.1	1.9	

Target Listener Trends - Men 25-49

** Station(s) not reported this survey.
 * Listener estimates adjusted for reported broadcast schedule.
 + Station(s) changed call letters - see Page 13.
 4-Book: Avg. of current and previous 3 surveys.
 2-Book: Avg. of most recent 2 surveys.

Target Listener Trends

Men 25-49																				
Monday-Sunday 6AM-MID				Monday-Friday 6AM-10AM				Monday-Friday 10AM-3PM				Monday-Friday 3PM-7PM				Monday-Friday 7PM-MID				
AQH (00)	Cume (00)	AQH Rtg	AQH Shr	AQH (00)	Cume (00)	AQH Rtg	AQH Shr	AQH (00)	Cume (00)	AQH Rtg	AQH Shr	AQH (00)	Cume (00)	AQH Rtg	AQH Shr	AQH (00)	Cume (00)	AQH Rtg	AQH Shr	
KOST-FM																				
SP '05	12	220	.3	1.8	14	94	.4	1.4	10	93	.3	1.1	15	78	.4	1.7	15	96	.4	5.8
WI '05	9	175	.2	1.4	11	57	.3	1.1	14	85	.4	1.6	11	76	.3	1.2	7	57	.2	2.8
FA '04	11	202	.3	1.8	19	99	.5	1.9	12	84	.3	1.3	11	81	.3	1.3	4	46	.1	1.6
SU '04	12	183	.3	2.0	15	103	.4	1.5	25	120	.7	2.9	19	136	.6	2.5	3	45	.1	1.2
4-Book	11	195	.3	1.8	15	88	.4	1.5	15	96	.4	1.7	14	93	.4	1.7	7	61	.2	2.9
SP '04	6	193	.2	1.0	8	110	.2	.8	10	71	.3	1.1	7	77	.2	.9	5	49	.1	1.9
KPLM-FM																				
SP '05	2	45	.1	.3	3	45	.1	.3	3	35	.1	.3	2	28	.1	.2		9		
WI '05	2	30	.1	.3	2	14	.1	.2	2	15	.1	.2	4	21	.1	.5		7		
FA '04	**	**	**	**	**	**	**	**	**	**	**	**	**	**	**	**	**	**	**	**
SU '04	**	**	**	**	**	**	**	**	**	**	**	**	**	**	**	**	**	**	**	**
4-Book	**	**	**	**	**	**	**	**	**	**	**	**	**	**	**	**	**	**	**	**
SP '04		16							1	6		.1	1	10		.1				
KPWR-FM																				
SP '05	9	283	.2	1.4	15	116	.4	1.5	11	144	.3	1.2	11	146	.3	1.3	4	84	.1	1.6
WI '05	14	282	.4	2.2	31	113	.8	3.2	20	118	.5	2.3	20	181	.5	2.3	3	52	.1	1.2
FA '04	8	209	.2	1.3	16	129	.4	1.6	8	124	.2	.9	10	109	.3	1.2	2	63	.1	.8
SU '04	6	196	.2	1.0	16	82	.5	1.6	8	95	.2	.9	9	103	.3	1.2	1	23		.4
4-Book	9	243	.3	1.5	20	110	.5	2.0	12	120	.3	1.3	13	135	.4	1.5	3	56	.1	1.0
SP '04	7	209	.2	1.1	8	90	.2	.8	9	95	.3	1.0	7	85	.2	.9	5	54	.1	1.9
KRCV-FM																				
SP '05	4	94	.1	.6	4	31	.1	.4	6	42	.2	.7	5	39	.1	.6	2	32	.1	.8
WI '05	4	48	.1	.6	8	27	.2	.8	6	17	.2	.7	3	27	.1	.3	3	15	.1	1.2
FA '04	**	**	**	**	**	**	**	**	**	**	**	**	**	**	**	**	**	**	**	**
SU '04	11	76	.3	1.8	21	55	.6	2.1	18	54	.5	2.1	11	33	.3	1.5	4	21	.1	1.6
4-Book	**	**	.3	1.8	**	**	.6	2.1	**	**	.5	2.1	**	**	.3	1.5	**	**	.1	1.6
SP '04	3	73	.1	.5	3	33	.1	.3	1	14		.1	4	27	.1	.5	7	33	.2	2.7
KROQ-FM																				
SP '05	6	245	.2	.9	13	123	.3	1.3	7	109	.2	.8	9	95	.2	1.0	2	61	.1	.8
WI '05	21	361	.6	3.3	34	180	.9	3.5	29	173	.8	3.4	22	199	.6	2.5	9	89	.2	3.6
FA '04	22	384	.6	3.5	43	256	1.2	4.3	38	198	1.0	4.2	22	212	.6	2.6	11	68	.3	4.5
SU '04	16	313	.5	2.6	29	160	.8	3.0	27	128	.8	3.1	19	158	.6	2.5	2	43	.1	.8
4-Book	16	326	.5	2.6	30	180	.8	3.0	25	152	.7	2.9	18	166	.5	2.2	6	65	.2	2.4
SP '04	16	248	.5	2.6	17	118	.5	1.8	22	141	.6	2.5	21	115	.6	2.6	11	66	.3	4.2
KRTH-FM																				
SP '05	5	157	.1	.8	11	54	.3	1.1	7	75	.2	.8	5	57	.1	.6	1	18		.4
WI '05	2	170	.1	.3	2	53	.1	.2	3	64	.1	.3	4	72	.1	.5	1	30		.4
FA '04	4	206	.1	.6	5	81	.1	.5	4	81	.1	.4	7	106	.2	.8	4	72	.1	1.6
SU '04	17	202	.5	2.8	16	129	.5	1.6	21	93	.6	2.4	21	148	.6	2.8	7	47	.2	2.8
4-Book	7	184	.2	1.1	9	79	.3	.9	9	78	.3	1.0	9	96	.3	1.2	3	42	.1	1.3
SP '04	8	178	.2	1.3	8	62	.2	.8	10	85	.3	1.1	9	82	.3	1.1	4	29	.1	1.5
KSCA-FM																				
SP '05	23	307	.6	3.5	64	245	1.7	6.4	27	117	.7	3.0	23	141	.6	2.7	3	37	.1	1.2
WI '05	32	452	.9	5.0	68	244	1.8	7.0	38	227	1.0	4.4	43	240	1.2	4.9	5	61	.1	2.0
FA '04	37	360	1.0	5.9	84	269	2.3	8.4	59	222	1.6	6.5	36	150	1.0	4.2	8	105	.2	3.3
SU '04	27	354	.8	4.5	62	210	1.8	6.3	35	175	1.0	4.1	28	154	.8	3.7	6	38	.2	2.4
4-Book	30	368	.8	4.7	70	242	1.9	7.0	40	185	1.1	4.5	33	171	.9	3.9	6	60	.2	2.2
SP '04	31	406	.9	5.0	82	264	2.4	8.6	36	188	1.0	4.1	25	174	.7	3.1	4	49	.1	1.5
KSSE-FM																				
SP '05	10	135	.3	1.5	21	78	.6	2.1	15	67	.4	1.6	14	69	.4	1.6	2	20	.1	.8
WI '05	5	133	.1	.8	10	41	.3	1.0	7	60	.2	.8	7	77	.2	.8	1	23		.4
FA '04	4	133	.1	.6	11	71	.3	1.1	6	49	.2	.7	6	54	.2	.7		19		
SU '04	5	102	.1	.8	6	56	.2	.6	9	58	.3	1.0	7	35	.2	.9	2	21	.1	.8
4-Book	6	126	.2	.9	12	62	.4	1.2	9	59	.3	1.0	9	59	.3	1.0	1	21	.1	.5
SP '04	8	109	.2	1.3	12	55	.3	1.3	12	60	.3	1.4	7	56	.2	.9	1	43		.4

** Station(s) not reported this survey.

* Listener estimates adjusted for reported broadcast schedule.

+ Station(s) changed call letters - see Page 13.

4-Book: Avg. of current and previous 3 surveys.
2-Book: Avg. of most recent 2 surveys.

Target Listener Trends

Men 25-49

	Monday-Sunday 6AM-MID				Monday-Friday 6AM-10AM				Monday-Friday 10AM-3PM				Monday-Friday 3PM-7PM				Monday-Friday 7PM-MID			
	AQH (00)	Cume (00)	AQH Rtg	AQH Shr	AQH (00)	Cume (00)	AQH Rtg	AQH Shr	AQH (00)	Cume (00)	AQH Rtg	AQH Shr	AQH (00)	Cume (00)	AQH Rtg	AQH Shr	AQH (00)	Cume (00)	AQH Rtg	AQH Shr
KTWV-FM																				
SP '05	9	194	.2	1.4	14	102	.4	1.4	6	97	.2	.7	11	107	.3	1.3	7	47	.2	2.7
WI '05	9	161	.2	1.4	16	71	.4	1.6	21	96	.6	2.4	10	90	.3	1.1	2	20	.1	.8
FA '04	12	175	.3	1.9	18	90	.5	1.8	25	106	.7	2.7	13	63	.3	1.5	4	31	.1	1.6
SU '04	10	202	.3	1.7	15	74	.4	1.5	15	106	.4	1.7	10	105	.3	1.3	7	88	.2	2.8
4-Book	10	183	.3	1.6	16	84	.4	1.6	17	101	.5	1.9	11	91	.3	1.3	5	47	.2	2.0
SP '04	11	219	.3	1.8	10	96	.3	1.1	15	103	.4	1.7	10	98	.3	1.2	12	64	.3	4.6
KWVE-FM																				
SP '05	8	107	.2	1.2	18	71	.5	1.8	11	66	.3	1.2	10	73	.3	1.2	1	31		.4
WI '05	5	139	.1	.8	5	58	.1	.5	5	72	.1	.6	8	58	.2	.9	4	42	.1	1.6
FA '04	11	182	.3	1.8	15	107	.4	1.5	18	102	.5	2.0	16	127	.4	1.9	3	61	.1	1.2
SU '04	10	142	.3	1.7	16	92	.5	1.6	13	60	.4	1.5	12	61	.3	1.6	5	31	.1	2.0
4-Book	9	143	.2	1.4	14	82	.4	1.4	12	75	.3	1.3	12	80	.3	1.4	3	41	.1	1.3
SP '04	6	119	.2	1.0	18	63	.5	1.9	4	41	.1	.5	8	63	.2	1.0	2	20	.1	.8
KYSR-FM																				
SP '05	2	77	.1	.3	4	34	.1	.4	3	35	.1	.3	3	33	.1	.3	1	28		.4
WI '05	3	139	.1	.5	5	53	.1	.5	2	55	.1	.2	5	61	.1	.6	1	25		.4
FA '04	1	63		.2	2	44	.1	.2	1	24		.1	2	35	.1	.2		8		
SU '04	6	123	.2	1.0	1	17		.1	3	45	.1	.3	4	36	.1	.5	2	30	.1	.8
4-Book	3	101	.1	.5	3	37	.1	.3	2	40	.1	.2	4	41	.1	.4	1	23		.4
SP '04	2	97	.1	.3	3	29	.1	.3	1	27		.1	2	29	.1	.2	2	32	.1	.8
KZLA-FM																				
SP '05	2	99	.1	.3	4	47	.1	.4		13			3	38	.1	.3		8		
WI '05	3	135	.1	.5	2	49	.1	.2	1	26		.1	5	58	.1	.6	2	25	.1	.8
FA '04	8	129	.2	1.3	15	61	.4	1.5	19	63	.5	2.1	10	99	.3	1.2	1	30		.4
SU '04	6	95	.2	1.0	5	40	.1	.5	8	47	.2	.9	5	38	.1	.7	4	35	.1	1.6
4-Book	5	115	.2	.8	7	49	.2	.7	7	37	.2	.8	6	58	.2	.7	2	25	.1	.7
SP '04	9	134	.3	1.5	8	72	.2	.8	17	57	.5	1.9	11	74	.3	1.4	3	54	.1	1.2
TOTALS																				
SP '05	655	3490	17.6		1005	2897	27.0		912	2615	24.5		858	3036	23.1		258	1787	6.9	
WI '05	639	3573	17.2		976	2947	26.2		861	2657	23.1		881	3074	23.7		253	1555	6.8	
FA '04	628	3502	16.9		1003	2929	27.0		910	2702	24.5		849	2965	22.8		245	1605	6.6	
SU '04	606	3288	17.6		981	2755	28.5		863	2444	25.1		753	2762	21.9		250	1472	7.3	
4-Book	632	3463	17.3		991	2882	27.2		887	2605	24.3		835	2959	22.9		252	1605	6.9	
SP '04	618	3274	18.0		950	2750	27.6		877	2477	25.5		805	2688	23.4		259	1551	7.5	

** Station(s) not reported this survey.

* Listener estimates adjusted for reported broadcast schedule.

+ Station(s) changed call letters - see Page 13.

4-Book: Avg. of current and previous 3 surveys.
2-Book: Avg. of most recent 2 surveys.

Target Listener Trends - Men 25-49

Target Listener Estimates

Men 25-49																					
Monday-Friday 6AM-7PM				Weekend 6AM-MID				Saturday 6AM-10AM				Saturday 10AM-3PM				Saturday 3PM-7PM					
AQH (00)	Cume (00)	AQH Rtg	AQH Shr	AQH (00)	Cume (00)	AQH Rtg	AQH Shr	AQH (00)	Cume (00)	AQH Rtg	AQH Shr	AQH (00)	Cume (00)	AQH Rtg	AQH Shr	AQH (00)	Cume (00)	AQH Rtg	AQH Shr		
KAEH-FM																					
SP '05	12	115	.3	1.3	5	59	.1	1.1	8	23	.2	1.3	8	23	.2	1.1	8	28	.2	1.4	
4-Book	12	106	.3	1.3	6	71	.2	1.4	10	27	.3	1.8	11	30	.3	1.6	7	23	.2	1.3	
KATY-FM																					
SP '05	7	60	.2	.8	1	29	.2	.2					3	21	.1	.4	1	7		.2	
4-Book	**	**	**	**	**	**	**	**	**	**	**	**	**	**	**	**	**	**	**	**	
KCAL-AM																					
SP '05	11	40	.3	1.2	7	40	.2	1.6	13	26	.3	2.2	16	27	.4	2.2	6	7	.2	1.1	
4-Book	**	**	**	**	**	**	**	**	**	**	**	**	**	**	**	**	**	**	**	**	
KCAL-FM																					
SP '05	42	401	1.1	4.5	21	204	.6	4.7	20	65	.5	3.3	30	72	.8	4.2	19	61	.5	3.4	
4-Book	47	439	1.3	5.2	25	245	.7	6.1	24	78	.7	4.8	43	113	1.2	6.7	30	80	.9	5.9	
KCXX-FM																					
SP '05	31	240	.8	3.4	18	153	.5	4.1	20	59	.5	3.3	31	89	.8	4.3	14	48	.4	2.5	
4-Book	22	240	.6	2.5	11	126	.3	2.6	10	36	.3	2.0	17	60	.5	2.6	14	43	.4	2.8	
+KDAI-FM																					
SP '05	23	187	.6	2.5	8	137	.2	1.8	9	30	.2	1.5	17	74	.5	2.4	14	42	.4	2.5	
4-Book	**	**	**	**	**	**	**	**	**	**	**	**	**	**	**	**	**	**	**	**	
KDIF-AM																					
SP '05	7	61	.2	.8	2	37	.1	.5	4	22	.1	.7	5	15	.1	.7	1	8		.2	
4-Book	**	**	**	**	**	**	**	**	**	**	**	**	**	**	**	**	**	**	**	**	
KEZY-AM																					
SP '05	6	14	.2	.6	6	28	.2	1.4	2	8	.1	.3	8	8	.2	1.1	6	8	.2	1.1	
4-Book	8	26	.2	.8	4	19	.1	.9	4	9	.1	.9	5	9	.1	.8	3	5	.1	.5	
KFRG-FM																					
SP '05	55	412	1.5	6.0	29	230	.8	6.5	33	89	.9	5.5	58	110	1.6	8.1	38	86	1.0	6.8	
4-Book	40	336	1.1	4.4	21	201	.6	5.1	25	72	.7	4.6	41	103	1.1	6.2	22	61	.6	4.2	
KGGI-FM																					
SP '05	52	523	1.4	5.6	34	357	.9	7.7	41	131	1.1	6.8	41	106	1.1	5.7	47	109	1.3	8.4	
4-Book	41	480	1.1	4.5	26	294	.7	6.2	24	91	.6	4.5	30	89	.8	4.5	36	103	1.0	6.8	
KOLA-FM																					
SP '05	15	221	.4	1.6	10	143	.3	2.3	9	34	.2	1.5	17	60	.5	2.4	7	26	.2	1.2	
4-Book	25	232	.7	2.7	11	119	.3	2.6	11	40	.3	2.2	24	56	.7	3.7	12	42	.4	2.3	
KTDD-AM																					
SP '05		6																			
4-Book	1	15	.1	.1	1	8		.1					3	6	.1	.4	1	2		.3	
KVIE-FM																					
SP '05	27	329	.7	2.9	9	130	.2	2.0	14	32	.4	2.3	15	28	.4	2.1	20	54	.5	3.6	
4-Book	19	264	.5	2.1	13	151	.4	3.2	15	40	.4	2.9	16	51	.4	2.6	16	45	.4	3.1	
KXRS-FM																					
SP '05	11	74	.3	1.2	4	43	.1	.9	6	14	.2	1.0	3	12	.1	.4	7	13	.2	1.2	
4-Book	8	60	.2	.9	3	34	.1	.6	3	12	.1	.6	2	8	.1	.3	3	7	.1	.6	
KXSB-FM																					
SP '05	31	207	.8	3.4	7	89	.2	1.6	6	29	.2	1.0	9	30	.2	1.3	18	46	.5	3.2	
4-Book	24	173	.6	2.6	9	95	.3	2.3	8	24	.2	1.6	15	37	.4	2.3	15	40	.4	2.8	
KABC-AM																					
SP '05	2	30	.1	.2		8			1	8		.2									
4-Book	3	44	.1	.4	1	18		.2		2		.1		1	4		.2	2	8	.1	.4
KBIG-FM																					
SP '05	10	132	.3	1.1	7	96	.2	1.6	2	9	.1	.3	17	35	.5	2.4	11	22	.3	2.0	
4-Book	11	112	.3	1.2	4	65	.1	.9	2	6	.1	.3	6	20	.2	.9	4	12	.1	.8	

** Station(s) not reported this survey.

* Listener estimates adjusted for reported broadcast schedule.

+ Station(s) changed call letters - see Page 13.

4-Book: Avg. of current and previous 3 surveys.
2-Book: Avg. of most recent 2 surveys.

Target Listener Estimates

Target Listener Estimates - Men 25-49

	Men 25-49																			
	Monday-Friday 6AM-7PM				Weekend 6AM-MID				Saturday 6AM-10AM				Saturday 10AM-3PM				Saturday 3PM-7PM			
	AQH (00)	Cume (00)	AQH Rtg	AQH Shr	AQH (00)	Cume (00)	AQH Rtg	AQH Shr	AQH (00)	Cume (00)	AQH Rtg	AQH Shr	AQH (00)	Cume (00)	AQH Rtg	AQH Shr	AQH (00)	Cume (00)	AQH Rtg	AQH Shr
KCBS-FM																				
SP '05	41	444	1.1	4.4	28	251	.8	6.3	24	61	.6	4.0	48	107	1.3	6.7	40	72	1.1	7.1
4-Book	36	350	1.0	4.0	19	188	.5	4.5	18	52	.5	3.4	33	91	.9	5.0	34	75	.9	6.3
KFI -AM																				
SP '05	53	424	1.4	5.7	9	157	.2	2.0	15	45	.4	2.5	6	35	.2	.8	4	30	.1	.7
4-Book	55	447	1.5	6.1	13	166	.3	3.2	27	65	.8	5.6	14	55	.4	2.2	9	30	.3	1.8
KFVB-AM																				
SP '05	3	57	.1	.3	**	15	**	**	1	8	**	.2	**	**	**	**	**	8	**	**
4-Book	**	**	**	**	**	**	**	**	**	**	**	**	**	**	**	**	**	**	**	**
KHHT-FM																				
SP '05	19	125	.5	2.1	9	111	.2	2.0	6	11	.2	1.0	9	35	.2	1.3	7	34	.2	1.2
4-Book	16	169	.5	1.8	11	104	.3	2.9	9	27	.3	1.8	17	42	.5	2.7	16	41	.5	3.4
KIIS-FM																				
SP '05	9	187	.2	1.0	10	163	.3	2.3	6	35	.2	1.0	15	49	.4	2.1	15	72	.4	2.7
4-Book	10	189	.3	1.1	6	116	.2	1.5	8	32	.2	1.7	12	49	.3	1.8	7	37	.2	1.3
KKBT-FM																				
SP '05	8	131	.2	.9	5	84	.1	1.1	9	18	.2	1.5	7	21	.2	1.0	8	40	.2	1.4
4-Book	13	168	.4	1.4	8	73	.2	2.0	12	23	.3	2.4	13	37	.4	2.0	11	29	.3	2.1
KLAC-AM																				
SP '05	12	121	.3	1.3	2	27	.1	.5	**	**	**	**	3	8	.1	.4	5	14	.1	.9
4-Book	**	**	**	**	**	**	**	**	**	**	**	**	**	**	**	**	**	**	**	**
KLAX-FM																				
SP '05	27	218	.7	2.9	15	158	.4	3.4	46	94	1.2	7.6	25	65	.7	3.5	19	61	.5	3.4
4-Book	19	178	.5	2.1	9	109	.3	2.2	22	49	.6	4.0	13	43	.4	2.0	9	28	.3	1.8
KLDS-FM																				
SP '05	34	320	.9	3.7	12	120	.3	2.7	8	16	.2	1.3	15	24	.4	2.1	7	15	.2	1.2
4-Book	40	362	1.1	4.4	12	152	.3	3.0	14	34	.4	2.9	21	69	.6	3.2	19	55	.5	3.7
KLSX-FM																				
SP '05	28	230	.8	3.0	4	49	.1	.9	8	8	.2	1.3	6	22	.2	.8	7	21	.2	1.2
4-Book	44	324	1.2	4.8	4	65	.1	1.0	6	15	.2	1.2	4	19	.1	.6	5	15	.2	1.0
KLVE-FM																				
SP '05	25	238	.7	2.7	16	197	.4	3.6	34	82	.9	5.6	18	62	.5	2.5	16	45	.4	2.9
4-Book	24	265	.7	2.6	16	159	.4	3.9	22	59	.6	4.2	22	59	.6	3.5	16	44	.5	3.2
KLYY-FM																				
SP '05	48	390	1.3	5.2	28	276	.8	6.3	47	105	1.3	7.8	63	142	1.7	8.8	49	102	1.3	8.7
4-Book	42	378	1.1	4.7	24	247	.7	5.8	29	78	.8	5.5	43	102	1.2	6.4	33	87	.9	6.2
KMXE-AM																				
SP '05	6	32	.2	.6	1	8	**	.2	2	8	.1	.3	**	**	**	**	3	8	.1	.5
4-Book	**	**	**	**	**	**	**	**	**	**	**	**	**	**	**	**	**	**	**	**
KMZT-FM																				
SP '05	1	41	.1	.3	1	17	.1	.2	3	5	.1	.6	2	9	.1	.2				
4-Book	3	29	.1	.3	2	24	.1	.4	3	5	.1	.6	2	9	.1	.2				
KNX -AM																				
SP '05	14	191	.4	1.5	7	113	.2	1.6	22	46	.6	3.6	5	23	.1	.7	3	17	.1	.5
4-Book	13	184	.3	1.4	5	89	.2	1.3	11	33	.3	2.0	8	25	.2	1.3	5	20	.2	1.0
KOST-FM																				
SP '05	12	146	.3	1.3	10	111	.3	2.3	18	54	.5	3.0	14	37	.4	2.0	13	31	.3	2.3
4-Book	15	150	.4	1.6	7	95	.2	1.7	10	33	.3	2.0	13	41	.4	2.0	11	29	.3	2.1
KPLM-FM																				
SP '05	3	45	.1	.3	1	15	**	.2	4	8	.1	.7	3	8	.1	.4	4	8	.1	.7
4-Book	**	**	**	**	**	**	**	**	**	**	**	**	**	**	**	**	**	**	**	**

** Station(s) not reported this survey.

* Listener estimates adjusted for reported broadcast schedule.

+ Station(s) changed call letters - see Page 13.

4-Book: Avg. of current and previous 3 surveys.
2-Book: Avg. of most recent 2 surveys.

Target Listener Estimates

Men 25-49																				
Monday-Friday 6AM-7PM				Weekend 6AM-MID				Saturday 6AM-10AM				Saturday 10AM-3PM				Saturday 3PM-7PM				
AQH (00)	Cume (00)	AQH Rtg	AQH Shr	AQH (00)	Cume (00)	AQH Rtg	AQH Shr	AQH (00)	Cume (00)	AQH Rtg	AQH Shr	AQH (00)	Cume (00)	AQH Rtg	AQH Shr	AQH (00)	Cume (00)	AQH Rtg	AQH Shr	
KPWR-FM																				
SP '05	12	244	.3	1.3	6	140	.2	1.4	7	32	.2	1.2	20	76	.5	2.8	10	54	.3	1.8
4-Book	14	214	.4	1.6	5	96	.1	1.1	5	21	.2	.9	11	48	.3	1.7	6	37	.2	1.1
KRCV-FM																				
SP '05	5	68	.1	.5	5	57	.1	1.1	2	7	.1	.3	1	14	.1	.1	2	6	.1	.4
4-Book	**	**	**	**	**	**	**	**	**	**	**	**	**	**	**	**	**	**	**	**
KROQ-FM																				
SP '05	9	199	.2	1.0	2	81	.1	.5	2	5	.1	.3	6	28	.2	.8	4	17	.1	.7
4-Book	24	284	.7	2.7	9	136	.3	2.2	10	38	.3	2.1	17	52	.5	2.5	12	43	.3	2.4
KRTH-FM																				
SP '05	8	129	.2	.9	3	78	.1	.7	4	21	.1	.7	10	41	.3	1.4	5	26	.1	.9
4-Book	9	159	.3	1.0	7	87	.2	1.7	7	22	.2	1.4	13	46	.4	2.1	10	33	.3	2.0
KSCA-FM																				
SP '05	37	285	1.0	4.0	10	121	.3	2.3	36	79	1.0	6.0	17	48	.5	2.4	1	7	.2	.2
4-Book	47	334	1.3	5.2	15	181	.4	3.8	42	104	1.2	8.2	22	60	.6	3.4	17	37	.5	3.1
KSSE-FM																				
SP '05	16	116	.4	1.7	6	72	.2	1.4	11	27	.3	1.8	13	37	.3	1.8	11	36	.3	2.0
4-Book	10	109	.3	1.1	4	49	.1	.9	4	10	.1	.7	9	27	.2	1.4	5	14	.1	.9
KTWV-FM																				
SP '05	10	148	.3	1.1	7	122	.2	1.6	11	42	.3	1.8	15	54	.4	2.1	11	38	.3	2.0
4-Book	15	155	.4	1.6	5	99	.2	1.3	6	23	.2	1.1	11	47	.3	1.7	6	31	.2	1.3
KWVE-FM																				
SP '05	13	94	.3	1.4	4	40	.1	.9	12	31	.3	2.0	4	21	.1	.6	2	15	.1	.4
4-Book	12	126	.3	1.4	5	68	.2	1.3	7	24	.2	1.4	4	23	.1	.6	4	19	.1	.9
KYSR-FM																				
SP '05	3	55	.1	.3	1	29	.1	.2	2	6	.1	.4	2	14	.1	.3	6	9	.2	1.1
4-Book	3	69	.1	.3	4	43	.1	1.1	2	6	.1	.4	9	17	.3	1.3	6	9	.2	1.1
KZLA-FM																				
SP '05	2	68	.1	.2	3	52	.1	.7	6	25	.2	1.0	3	15	.1	.4	2	21	.1	.4
4-Book	7	89	.2	.7	4	51	.1	1.0	4	14	.1	.8	6	18	.2	.9	7	24	.2	1.3
TOTALS																				
SP '05	924	3444	24.8		443	2809	11.9		603	1427	16.2		714	1598	19.2		561	1332	15.1	
4-Book	903	3412	24.7		406	2625	11.1		514	1293	14.1		653	1537	17.9		520	1231	14.3	

** Station(s) not reported this survey.

* Listener estimates adjusted for reported broadcast schedule.

+ Station(s) changed call letters - see Page 13.

4-Book: Avg. of current and previous 3 surveys.
2-Book: Avg. of most recent 2 surveys.

Target Listener Estimates

Men 25-49

	Saturday 7PM-MID				Sunday 6AM-10AM				Sunday 10AM-3PM				Sunday 3PM-7PM				Sunday 7PM-MID				
	AQH (00)	Cume (00)	AQH Rtg	AQH Shr	AQH (00)	Cume (00)	AQH Rtg	AQH Shr	AQH (00)	Cume (00)	AQH Rtg	AQH Shr	AQH (00)	Cume (00)	AQH Rtg	AQH Shr	AQH (00)	Cume (00)	AQH Rtg	AQH Shr	
	KAEH-FM SP '05 4-Book	1	4	.1	.4	2	15	.1	.6	5	15	.1	1.0	6	8	.2	1.5	1	8		.5
					4	12	.1	1.4	9	31	.2	1.9	5	11	.2	1.3	1	9		.7	
KATY-FM SP '05 4-Book	**	**	**	**	**	**	**	**	**	**	**	**	**	**	**	**	**	**	**	**	
KCAL-AM SP '05 4-Book	**	**	**	**	**	**	**	**	**	**	**	**	**	**	**	**	**	**	**	**	
KCAL-FM SP '05 4-Book	18	48	.5	7.2	16	29	.4	5.1	38	93	1.0	7.5	21	67	.6	5.2	7	22	.2	3.2	
	22	59	.6	9.3	18	44	.5	6.2	32	74	.9	6.9	16	55	.4	4.3	11	41	.3	5.2	
KCXX-FM SP '05 4-Book	9	40	.2	3.6	17	29	.5	5.4	26	42	.7	5.1	25	49	.7	6.2	6	43	.2	2.8	
	10	30	.3	4.1	6	14	.2	2.0	11	24	.3	2.3	13	28	.4	3.3	5	17	.2	2.4	
+KDAI-FM SP '05 4-Book	**	**	**	**	**	**	**	**	**	**	**	**	**	**	**	**	**	**	**	**	
KDIF-AM SP '05 4-Book	**	**	**	**	**	**	**	**	**	**	**	**	**	**	**	**	**	**	**	**	
KEZY-AM SP '05 4-Book	1	3		.2	2	8	.1	.6	14	28	.4	2.8	9	22	.2	2.2	6	8	.2	2.8	
					4	8	.2	1.5	5	12	.2	1.1	4	7	.1	.9	2	2	.1	.7	
KFRG-FM SP '05 4-Book	14	34	.4	5.6	18	62	.5	5.8	34	88	.9	6.7	25	89	.7	6.2	13	39	.3	6.0	
	11	28	.3	4.5	18	53	.5	6.1	30	72	.8	6.4	16	47	.4	4.1	6	18	.1	2.5	
KGGI-FM SP '05 4-Book	18	82	.5	7.2	12	71	.3	3.8	32	107	.9	6.3	47	121	1.3	11.7	39	100	1.0	17.9	
	17	64	.5	6.9	10	50	.3	3.3	24	74	.7	5.1	38	103	1.0	10.1	30	74	.8	14.7	
KOLA-FM SP '05 4-Book	10	26	.3	4.0	7	21	.2	2.2	11	35	.3	2.2	14	39	.4	3.5	7	30	.2	3.2	
	6	20	.2	2.4	5	22	.2	1.7	13	39	.4	2.7	10	23	.3	2.5	3	16	.1	1.4	
KTDD-AM SP '05 4-Book									1	3		.3									
KWIE-FM SP '05 4-Book	9	40	.2	3.6					4	15	.1	.8	6	28	.2	1.5	2	16	.1	.9	
	10	42	.3	4.2	10	27	.3	3.4	15	48	.4	3.4	12	40	.4	3.4	9	30	.3	4.3	
KXRS-FM SP '05 4-Book	4	13	.1	1.6					1	7		.2	7	7	.2	1.7	1	5		.5	
	3	11	.1	1.4	2	9	.1	.6	2	8	.1	.3	3	5	.1	.7	1	4		.5	
KXSB-FM SP '05 4-Book	9	23	.2	3.6	1	16		.3	4	7	.1	.8	5	7	.1	1.2	2	8	.1	.9	
	5	13	.1	1.9	7	19	.2	2.4	10	25	.3	2.3	9	17	.2	2.3	5	13	.1	2.2	
KABC-AM SP '05 4-Book									1	7		.2		2		.1		1	4		.3
KBIG-FM SP '05 4-Book	8	42	.2	3.2	4	6	.1	1.3					3	12	.1	.7	6	24	.2	2.8	
	6	25	.2	2.4	4	10	.1	1.3	3	11	.1	.5	3	11	.1	.8	2	10	.1	.8	

Target Listener Estimates - Men 25-49

** Station(s) not reported this survey. * Listener estimates adjusted for reported broadcast schedule. + Station(s) changed call letters - see Page 13. 4-Book: Avg. of current and previous 3 surveys. 2-Book: Avg. of most recent 2 surveys.

Target Listener Estimates

Men 25-49																				
Saturday 7PM-MID				Sunday 6AM-10AM				Sunday 10AM-3PM				Sunday 3PM-7PM				Sunday 7PM-MID				
AQH (00)	Cume (00)	AQH Rtg	AQH Shr	AQH (00)	Cume (00)	AQH Rtg	AQH Shr	AQH (00)	Cume (00)	AQH Rtg	AQH Shr	AQH (00)	Cume (00)	AQH Rtg	AQH Shr	AQH (00)	Cume (00)	AQH Rtg	AQH Shr	
KCBS-FM																				
SP '05	15	40	.4	6.0	14	44	.4	4.5	36	115	1.0	7.1	39	84	1.0	9.7	9	48	.2	4.1
4-Book	11	41	.3	4.7	9	25	.3	2.9	18	55	.5	3.9	18	49	.5	4.7	10	30	.3	4.5
KFI -AM																				
SP '05	14	62	.4	5.6	9	20	.2	2.9	5	28	.1	1.0	8	20	.2	2.0	13	63	.3	6.0
4-Book	9	32	.2	3.6	11	24	.3	3.8	10	33	.3	2.2	10	33	.3	2.8	15	39	.4	7.0
KFVB-AM																				
SP '05	**	**	**	**	**	**	**	**	1	8	.2		**	**	**	**	**	**	**	**
4-Book	**	**	**	**	**	**	**	**	**	**	**	**	**	**	**	**	**	**	**	**
KHHT-FM																				
SP '05	7	18	.2	3.1	15	29	.4	4.8	5	18	.1	1.0	16	68	.4	4.0	15	33	.4	6.9
4-Book	7	18	.2	3.1	6	19	.2	2.0	10	22	.3	2.2	12	40	.3	3.2	12	24	.3	5.5
KIIS-FM																				
SP '05	6	43	.2	2.4	8	21	.2	2.6	21	57	.6	4.1	4	19	.1	1.0	3	26	.1	1.4
4-Book	2	14	.1	.7	4	13	.1	1.2	9	32	.3	1.9	5	18	.2	1.3	2	14	.1	.8
KKBT-FM																				
SP '05	1	7	.4		5	20	.1	1.6	5	32	.1	1.0	5	35	.1	1.2				
4-Book	4	9	.1	1.5	6	15	.1	2.0	10	26	.2	2.2	6	21	.2	1.6		2		
KLAC-AM																				
SP '05	1	14	.4		1	6	.3		5	13	.1	1.0								
4-Book	**	**	**	**	**	**	**	**	**	**	**	**	**	**	**	**	**	**	**	**
KLAX-FM																				
SP '05	6	35	.2	2.4	8	29	.2	2.6	13	37	.3	2.6	4	20	.1	1.0	2	6	.1	.9
4-Book	3	18	.1	1.2	8	17	.2	2.6	10	30	.3	2.2	6	23	.2	1.7	2	9	.1	.9
KLOS-FM																				
SP '05	13	20	.3	5.2	11	32	.3	3.5	18	73	.5	3.6	17	39	.5	4.2	6	23	.2	2.8
4-Book	8	21	.2	3.1	6	22	.2	2.0	15	52	.4	3.1	14	35	.4	3.6	5	20	.2	2.4
KLSX-FM																				
SP '05	2	16	.1	.8	2	8	.1	.6	2	15	.1	.4	3	8	.1	.7	1	6		.5
4-Book	2	10	.1	.9	3	12	.1	1.2	4	16	.1	.9	6	15	.2	1.7	2	2		.1
KLVE-FM																				
SP '05	14	61	.4	5.6	11	24	.3	3.5	29	56	.8	5.7	1	8	.2		5	29	.1	2.3
4-Book	12	37	.3	4.9	9	27	.2	3.1	21	38	.6	4.4	13	28	.4	3.6	12	33	.3	5.8
KLYY-FM																				
SP '05	7	43	.2	2.8	6	38	.2	1.9	15	51	.4	3.0	21	32	.6	5.2	15	41	.4	6.9
4-Book	13	42	.4	5.6	13	45	.4	4.4	26	67	.7	5.6	19	48	.5	5.1	12	35	.3	5.5
KMXE-AM																				
SP '05	**	**	**	**	**	**	**	**	**	**	**	**	**	**	**	**	**	**	**	**
4-Book	**	**	**	**	**	**	**	**	**	**	**	**	**	**	**	**	**	**	**	**
KMZT-FM																				
SP '05	1	9	.4		3	8	.1	1.0												
4-Book	1	5	.2		2	7	.1	.8		2	.1		2	2	.1	.5	1	3		.3
KNX -AM																				
SP '05	3	14	.1	1.2	14	50	.4	4.5	6	29	.2	1.2	1	9	.2		4	27	.1	1.8
4-Book	1	8	.1	.5	6	25	.2	2.0	6	27	.2	1.4	2	11	.1	.6	2	14	.1	1.1
KOST-FM																				
SP '05	4	16	.1	1.6	13	36	.3	4.2	7	27	.2	1.4	6	16	.2	1.5	7	22	.2	3.2
4-Book	3	15	.1	1.3	5	16	.1	1.7	8	24	.2	1.7	5	18	.1	1.3	3	13	.1	1.4
KPLM-FM																				
SP '05	**	**	**	**	**	**	**	**	**	**	**	**	**	**	**	**	**	**	**	**
4-Book	**	**	**	**	**	**	**	**	**	**	**	**	**	**	**	**	**	**	**	**

** Station(s) not reported this survey.

* Listener estimates adjusted for reported broadcast schedule.

+ Station(s) changed call letters - see Page 13.

4-Book: Avg. of current and previous 3 surveys.
2-Book: Avg. of most recent 2 surveys.

Target Listener Estimates

Men 25-49

	Saturday 7PM-MID				Sunday 6AM-10AM				Sunday 10AM-3PM				Sunday 3PM-7PM				Sunday 7PM-MID			
	AQH (00)	Cume (00)	AQH Rtg	AQH Shr	AQH (00)	Cume (00)	AQH Rtg	AQH Shr	AQH (00)	Cume (00)	AQH Rtg	AQH Shr	AQH (00)	Cume (00)	AQH Rtg	AQH Shr	AQH (00)	Cume (00)	AQH Rtg	AQH Shr
KPWR-FM																				
SP '05	10	24	.3	4.0									2	9	.1	.5				
4-Book	4	14	.1	1.6	2	10	.1	.8	2	9	.1	.5	5	18	.1	1.3	1	6		.4
KRCV-FM																				
SP '05	6	12	.2	2.4	4	6	.1	1.3	10	39	.3	2.0	6	25	.2	1.5	7	13	.2	3.2
4-Book	**	**	**	**	**	**	**	**	**	**	**	**	**	**	**	**	**	**	**	**
KROQ-FM																				
SP '05					1	15	.1	.3	2	15	.1	.4	3	21	.1	.7	1	7		.5
4-Book	5	20	.1	2.2	3	15	.1	1.0	9	33	.3	2.0	10	28	.3	2.8	5	20	.2	2.6
KRTH-FM																				
SP '05					1	12	.1	.3	4	26	.1	.8					2	16	.1	.9
4-Book	4	18	.1	1.6	3	12	.1	1.0	6	21	.2	1.3	5	14	.1	1.3	5	14	.2	2.3
KSCA-FM																				
SP '05	3	15	.1	1.2	4	15	.1	1.3	15	52	.4	3.0	6	21	.2	1.5	2	6	.1	.9
4-Book	7	21	.2	2.8	15	34	.4	5.3	15	49	.4	3.1	9	24	.3	2.4	1	8	.1	.5
KSSE-FM																				
SP '05					4	15	.1	1.3	5	27	.1	1.0	3	9	.1	.7				
4-Book					2	5	.1	.5	4	13	.1	.8	5	12	.2	1.4	2			.1
KTWV-FM																				
SP '05	6	32	.2	2.4	6	22	.2	1.9	7	32	.2	1.4	1	9		.2	2	8	.1	.9
4-Book	4	23	.2	1.8	3	11	.1	.9	7	21	.2	1.4	3	17	.1	.9	2	14	.1	.9
KVVE-FM																				
SP '05	1	9	.4		6	25	.2	1.9	5	17	.1	1.0	3	6	.1	.7	2	6	.1	.9
4-Book	3	15	.1	1.4	7	27	.2	2.3	7	35	.2	1.4	5	13	.2	1.5	5	15	.2	2.5
KYSR-FM																				
SP '05	1	6	.4						1	8	.2			8						
4-Book	3	14	.1	1.2	2	2	.1	.6	6	20	.2	1.3	7	12	.2	1.9	1	5		.4
KZLA-FM																				
SP '05	2	13	.1	.8	2	8	.1	.6	4	23	.1	.8	3	16	.1	.7				
4-Book	1	3		.2	3	11	.1	.9	6	17	.2	1.5	2	9	.1	.5	2	4	.1	.8
TOTALS																				
SP '05	249	839	6.7		313	862	8.4		507	1199	13.6		402	941	10.8		218	709	5.9	
4-Book	239	729	6.6		291	785	8.0		466	1106	12.8		367	886	10.1		207	603	5.7	

Target Listener Estimates - Men 25-49

** Station(s) not reported this survey.

* Listener estimates adjusted for reported broadcast schedule.

+ Station(s) changed call letters - see Page 13.

4-Book: Avg. of current and previous 3 surveys.
2-Book: Avg. of most recent 2 surveys.

Target Listener Trends

Men 25-54																				
Monday-Sunday 6AM-MID				Monday-Friday 6AM-10AM				Monday-Friday 10AM-3PM				Monday-Friday 3PM-7PM				Monday-Friday 7PM-MID				
AQH (00)	Cume (00)	AQH Rtg	AQH Shr	AQH (00)	Cume (00)	AQH Rtg	AQH Shr	AQH (00)	Cume (00)	AQH Rtg	AQH Shr	AQH (00)	Cume (00)	AQH Rtg	AQH Shr	AQH (00)	Cume (00)	AQH Rtg	AQH Shr	
KAEH-FM																				
SP '05	8	129	.2	1.1	13	79	.3	1.1	14	74	.3	1.3	10	66	.2	1.0	2	21	.7	
WI '05	10	170	.2	1.3	20	84	.5	1.7	9	52	.2	.9	11	71	.3	1.1	1	31	.4	
FA '04	9	132	.2	1.3	17	57	.4	1.5	17	87	.4	1.7	9	79	.2	.9	2	23	.7	
SU '04	4	98	.1	.6	8	28	.2	.7	4	49	.1	.4	8	68	.2	.9	2	24	.7	
4-Book	8	132	.2	1.1	15	62	.4	1.3	11	66	.3	1.1	10	71	.2	1.0	2	25	.6	
SP '04	6	108	.2	.8	5	41	.1	.5	11	56	.3	1.1	11	68	.3	1.2	1	7	.4	
KATY-FM																				
SP '05	4	75	.1	.5	5	53	.1	.4	8	38	.2	.8	6	37	.1	.6	1	22	.3	
WI '05	9	95	.2	1.2	9	40	.2	.8	18	43	.4	1.7	13	46	.3	1.3	1	14	.4	
FA '04	8	129	.2	1.1	12	72	.3	1.0	5	56	.1	.5	9	81	.2	.9	7	48	.2	
SU '04	**	**	**	**	**	**	**	**	**	**	**	**	**	**	**	**	**	**	**	**
4-Book	**	**	**	**	**	**	**	**	**	**	**	**	**	**	**	**	**	**	**	**
SP '04	1	44		.1	6				1	21		.1	1	18		.1	1	6	.4	
KCAL-AM																				
SP '05	8	46	.2	1.1	8	28	.2	.7	11	20	.3	1.0	14	26	.3	1.4	1	15	.3	
WI '05	5	46	.1	.7	5	17	.1	.4	9	29	.2	.9	7	46	.2	.7	1	16	.4	
FA '04	3	64	.1	.4	4	39	.1	.3	2	27		.2	5	29	.1	.5	3	17	.1	
SU '04	**	**	**	**	**	**	**	**	**	**	**	**	**	**	**	**	**	**	**	**
4-Book	**	**	**	**	**	**	**	**	**	**	**	**	**	**	**	**	**	**	**	**
SP '04	1	27		.1	2	7		.1	.2	2	7		.1	.2			1	7	.4	
KCAL-FM																				
SP '05	34	481	.8	4.5	40	243	.9	3.4	47	262	1.1	4.5	53	341	1.2	5.3	18	156	.4	
WI '05	40	615	.9	5.4	55	272	1.3	4.8	63	340	1.5	6.1	46	412	1.1	4.6	14	151	.3	
FA '04	26	512	.6	3.6	30	215	.7	2.6	35	302	.8	3.4	36	289	.8	3.7	14	105	.3	
SU '04	44	501	1.1	6.5	69	285	1.7	6.3	72	264	1.8	7.4	47	272	1.2	5.4	11	121	.3	
4-Book	36	527	.9	5.0	49	254	1.2	4.3	54	292	1.3	5.4	46	329	1.1	4.8	14	133	.3	
SP '04	36	423	.9	5.1	54	248	1.4	4.9	53	225	1.3	5.3	49	213	1.2	5.3	13	88	.3	
KCXX-FM																				
SP '05	24	269	.6	3.2	23	124	.5	2.0	33	135	.8	3.1	38	203	.9	3.8	12	110	.3	
WI '05	11	283	.3	1.5	11	131	.3	1.0	19	162	.4	1.8	20	159	.5	2.0	5	75	.1	
FA '04	17	316	.4	2.4	28	126	.7	2.4	23	116	.5	2.2	21	158	.5	2.2	6	90	.1	
SU '04	13	277	.3	1.9	17	111	.4	1.6	19	141	.5	2.0	16	150	.4	1.8	8	52	.2	
4-Book	16	286	.4	2.3	20	123	.5	1.8	24	139	.6	2.3	24	168	.6	2.5	8	82	.2	
SP '04	11	259	.3	1.6	12	83	.3	1.1	20	147	.5	2.0	13	133	.3	1.4	3	69	.1	
+KDAI-FM																				
SP '05	16	216	.4	2.1	10	85	.2	.9	29	163	.7	2.8	26	128	.6	2.6	9	62	.2	
WI '05	7	45	.2	.9	6	11	.1	.5	12	20	.3	1.2	12	30	.3	1.2	2	18	.7	
FA '04	**	**	**	**	**	**	**	**	**	**	**	**	**	**	**	**	**	**	**	**
SU '04	**	**	**	**	**	**	**	**	**	**	**	**	**	**	**	**	**	**	**	**
4-Book	**	**	**	**	**	**	**	**	**	**	**	**	**	**	**	**	**	**	**	**
SP '04	8	116	.2	1.1	18	94	.5	1.6	9	87	.2	.9	10	71	.3	1.1	3	50	.1	
KDIF-AM																				
SP '05	6	88	.1	.8	11	48	.3	.9	4	34	.1	.4	8	46	.2	.8	4	34	.1	
WI '05	2	44		.3	7	37	.2	.6	4	22	.1	.4	1	9		.1		6		
FA '04	**	**	**	**	**	**	**	**	**	**	**	**	**	**	**	**	**	**	**	**
SU '04	7	61	.2	1.0	17	48	.4	1.6	12	28	.3	1.2	3	35	.1	.3	1	14	.4	
4-Book	**	**	**	**	**	**	**	**	**	**	**	**	**	**	**	**	**	**	**	**
SP '04	4	96	.1	.6	9	34	.2	.8	6	49	.2	.6	2	28	.1	.2		7		
KEZY-AM																				
SP '05	6	49	.1	.8	2	8		.2	10	14	.2	1.0	7	14	.2	.7	6	23	.1	
WI '05	3	36	.1	.4	2	15		.2	4	30	.1	.4	2	15		.2	4	21	.1	
FA '04	8	42	.2	1.1	16	31	.4	1.4	11	32	.3	1.1	15	36	.3	1.6	1	10	.4	
SU '04	6	34	.2	.9	11	20	.3	1.0	12	26	.3	1.2	5	21	.1	.6	1	6	.4	
4-Book	6	40	.2	.8	8	19	.2	.7	9	26	.2	.9	7	22	.2	.8	3	15	.1	
SP '04	**	**	**	**	**	**	**	**	**	**	**	**	**	**	**	**	**	**	**	**

** Station(s) not reported this survey.

* Listener estimates adjusted for reported broadcast schedule.

+ Station(s) changed call letters - see Page 13.

4-Book: Avg. of current and previous 3 surveys.
2-Book: Avg. of most recent 2 surveys.

Target Listener Trends

Target Listener Trends - Men 25-54

	Men 25-54																			
	Monday-Sunday 6AM-MID				Monday-Friday 6AM-10AM				Monday-Friday 10AM-3PM				Monday-Friday 3PM-7PM				Monday-Friday 7PM-MID			
	AQH (00)	Cume (00)	AQH Rtg	AQH Shr	AQH (00)	Cume (00)	AQH Rtg	AQH Shr	AQH (00)	Cume (00)	AQH Rtg	AQH Shr	AQH (00)	Cume (00)	AQH Rtg	AQH Shr	AQH (00)	Cume (00)	AQH Rtg	AQH Shr
KFRG-FM																				
SP '05	44	523	1.0	5.8	64	341	1.5	5.5	61	275	1.4	5.8	60	334	1.4	6.0	12	135	.3	4.0
WI '05	38	452	.9	5.1	57	261	1.3	4.9	54	213	1.3	5.2	56	315	1.3	5.6	11	112	.3	3.9
FA '04	30	463	.7	4.2	45	257	1.0	3.9	46	243	1.1	4.5	39	293	.9	4.0	7	98	.2	2.5
SU '04	22	469	.6	3.2	35	239	.9	3.2	25	221	.6	2.6	32	269	.8	3.7	6	91	.2	2.2
4-Book	34	477	.8	4.6	50	275	1.2	4.4	47	238	1.1	4.5	47	303	1.1	4.8	9	109	.3	3.2
SP '04	34	449	.9	4.8	43	205	1.1	3.9	53	244	1.3	5.3	50	266	1.3	5.5	10	109	.3	3.5
KGGI-FM																				
SP '05	43	675	1.0	5.7	53	264	1.2	4.6	61	285	1.4	5.8	56	417	1.3	5.6	18	235	.4	6.1
WI '05	23	581	.5	3.1	20	186	.5	1.7	26	225	.6	2.5	31	339	.7	3.1	10	155	.2	3.5
FA '04	37	661	.9	5.2	44	299	1.0	3.8	45	341	1.0	4.4	59	393	1.4	6.1	23	250	.5	8.1
SU '04	29	511	.7	4.3	40	256	1.0	3.7	40	273	1.0	4.1	38	285	1.0	4.4	12	136	.3	4.3
4-Book	33	607	.8	4.6	39	251	.9	3.5	43	281	1.0	4.2	46	359	1.1	4.8	16	194	.4	5.5
SP '04	15	448	.4	2.1	28	249	.7	2.5	17	161	.4	1.7	15	218	.4	1.6	7	123	.2	2.5
KOLA-FM																				
SP '05	15	383	.3	2.0	17	179	.4	1.5	27	202	.6	2.6	15	188	.3	1.5	3	61	.1	1.0
WI '05	33	426	.8	4.4	37	224	.9	3.2	55	276	1.3	5.3	48	289	1.1	4.8	12	88	.3	4.2
FA '04	19	378	.4	2.6	30	138	.7	2.6	29	170	.7	2.8	24	193	.6	2.5	8	82	.2	2.8
SU '04	20	337	.5	2.9	31	151	.8	2.8	35	151	.9	3.6	24	196	.6	2.8	8	131	.2	2.9
4-Book	22	381	.5	3.0	29	173	.7	2.5	37	200	.9	3.6	28	217	.7	2.9	8	91	.2	2.7
SP '04	26	388	.7	3.7	33	204	.8	3.0	40	124	1.0	4.0	24	194	.6	2.6	8	109	.2	2.8
KTDD-AM																				
SP '05	3	21	.1	.4	8	14	.2	.7	5	8	.1	.5	3	8	.1	.3	1	15		.3
WI '05	1	22		.1	3	22	.1	.3	3	22	.1	.3	1	8		.1				
FA '04	1	13		.1	1	7		.1		5		.1	1	13		.1		5		.7
SU '04	2	48	.1	.3	1	8		.1	3	23	.1	.3	3	19	.1	.3	2	9	.1	.7
4-Book	2	26	.1	.2	3	13	.1	.3	3	15	.1	.3	2	12	.1	.2	1	7	.1	.3
SP '04	2	54	.1	.3	4	24	.1	.4	3	12	.1	.3	2	29	.1	.2	2	12	.1	.7
KWIE-FM																				
SP '05	19	371	.4	2.5	27	173	.6	2.3	28	183	.7	2.7	28	229	.7	2.8	10	127	.2	3.4
WI '05	14	303	.3	1.9	17	151	.4	1.5	14	104	.3	1.4	14	146	.3	1.4	7	104	.2	2.5
FA '04	12	310	.3	1.7	7	116	.2	.6	15	175	.3	1.5	22	203	.5	2.3	6	60	.1	2.1
SU '04	15	256	.4	2.2	22	148	.6	2.0	18	155	.5	1.9	14	148	.4	1.6	10	46	.3	3.6
4-Book	15	310	.4	2.1	18	147	.5	1.6	19	154	.5	1.9	20	182	.5	2.0	8	84	.2	2.9
SP '04	13	230	.3	1.8	18	99	.5	1.6	17	112	.4	1.7	18	124	.5	2.0	8	81	.2	2.8
KXRS-FM																				
SP '05	8	94	.2	1.1	13	50	.3	1.1	10	25	.2	1.0	12	57	.3	1.2	5	26	.1	1.7
WI '05	3	82	.1	.4	5	37	.1	.4	6	55	.1	.6	6	27	.1	.6	2	21		.7
FA '04	4	58	.1	.6	5	26	.1	.4	8	35	.2	.8	3	36	.1	.3	2	18		.7
SU '04	5	77	.1	.7	15	51	.4	1.4	5	19	.1	.5	4	32	.1	.5	2	14	.1	.7
4-Book	5	78	.1	.7	10	41	.2	.8	7	34	.2	.7	6	38	.2	.7	3	20	.1	1.0
SP '04	5	59	.1	.7	10	33	.3	.9	9	33	.2	.9	5	39	.1	.5	1	20		.4
KXSB-FM																				
SP '05	21	234	.5	2.8	30	143	.7	2.6	41	165	1.0	3.9	27	158	.6	2.7	7	66	.2	2.4
WI '05	17	207	.4	2.3	19	78	.4	1.6	24	122	.6	2.3	21	128	.5	2.1	5	46	.1	1.8
FA '04	14	224	.3	1.9	23	112	.5	2.0	27	152	.6	2.6	14	106	.3	1.5	4	42	.1	1.4
SU '04	17	192	.4	2.5	33	113	.8	3.0	25	86	.6	2.6	18	94	.5	2.1	8	57	.2	2.9
4-Book	17	214	.4	2.4	26	112	.6	2.3	29	131	.7	2.9	20	122	.5	2.1	6	53	.2	2.1
SP '04	9	184	.2	1.3	10	82	.3	.9	15	89	.4	1.5	7	43	.2	.8	7	36	.2	2.5
KABC-AM																				
SP '05	2	44		.3	1	17		.1	3	23	.1	.3	4	30	.1	.4	4	15	.1	1.3
WI '05	2	60		.3	3	20		.1	7	44	.2	.7	7	7						
FA '04	5	107	.1	.7	2	25		.2	15	78	.3	1.5	4	51	.1	.4	1	24		.4
SU '04	4	115	.1	.6	17	17			8	43	.2	.8	3	35	.1	.3	6	31	.2	2.2
4-Book	3	82	.1	.5	2	20		.2	8	47	.2	.8	3	31	.1	.3	3	19	.1	1.0
SP '04	6	102	.2	.8	4	32	.1	.4	21	63	.5	2.1	8	62	.2	.9				

** Station(s) not reported this survey.

* Listener estimates adjusted for reported broadcast schedule.

+ Station(s) changed call letters - see Page 13.

4-Book: Avg. of current and previous 3 surveys.
2-Book: Avg. of most recent 2 surveys.

Target Listener Trends

Men 25-54																				
Monday-Sunday 6AM-MID				Monday-Friday 6AM-10AM				Monday-Friday 10AM-3PM				Monday-Friday 3PM-7PM				Monday-Friday 7PM-MID				
AQH (00)	Cume (00)	AQH Rtg	AQH Shr	AQH (00)	Cume (00)	AQH Rtg	AQH Shr	AQH (00)	Cume (00)	AQH Rtg	AQH Shr	AQH (00)	Cume (00)	AQH Rtg	AQH Shr	AQH (00)	Cume (00)	AQH Rtg	AQH Shr	
KBIG-FM																				
SP '05	8	195	.2	1.1	8	58	.2	.7	15	81	.3	1.4	9	79	.2	.9	4	47	.1	1.3
WI '05	9	141	.2	1.2	16	73	.4	1.4	20	68	.5	1.9	8	65	.2	.8	1	16		.4
FA '04	5	146	.1	.7	10	77	.2	.9	3	37	.1	.3	4	54	.1	.4	3	31	.1	1.1
SU '04	9	187	.2	1.3	14	86	.4	1.3	19	97	.5	2.0	8	82	.2	.9	2	46	.1	.7
4-Book	8	167	.2	1.1	12	74	.3	1.1	14	71	.4	1.4	7	70	.2	.8	3	35	.1	.9
SP '04	8	219	.2	1.1	7	83	.2	.6	10	96	.3	1.0	15	150	.4	1.6	3	48	.1	1.1
KCBS-FM																				
SP '05	34	613	.8	4.5	48	264	1.1	4.1	46	289	1.1	4.4	42	356	1.0	4.2	10	154	.2	3.4
WI '05	32	459	.7	4.3	43	157	1.0	3.7	51	238	1.2	4.9	35	246	.8	3.5	15	145	.3	5.3
FA '04	25	416	.6	3.5	45	166	1.0	3.9	49	226	1.1	4.8	29	250	.7	3.0	2	72		.7
SU '04	29	457	.7	4.3	41	206	1.0	3.8	44	237	1.1	4.5	34	304	.9	3.9	11	95	.3	4.0
4-Book	30	486	.7	4.2	44	198	1.0	3.9	48	248	1.1	4.7	35	289	.9	3.7	10	117	.2	3.4
SP '04	24	390	.6	3.4	25	166	.6	2.3	41	210	1.0	4.1	43	250	1.1	4.7	9	72	.2	3.2
KFI -AM																				
SP '05	47	555	1.1	6.2	97	363	2.3	8.3	58	262	1.3	5.5	75	350	1.7	7.4	20	114	.5	6.7
WI '05	57	732	1.3	7.6	79	443	1.8	6.8	76	385	1.8	7.4	95	537	2.2	9.4	30	162	.7	10.6
FA '04	44	611	1.0	6.1	95	378	2.2	8.2	60	342	1.4	5.9	58	384	1.3	6.0	15	137	.3	5.3
SU '04	49	598	1.2	7.2	89	415	2.2	8.2	48	326	1.2	4.9	81	360	2.0	9.3	38	159	1.0	13.7
4-Book	49	624	1.2	6.8	90	400	2.1	7.9	61	329	1.4	5.9	77	408	1.8	8.0	26	143	.6	9.1
SP '04	54	473	1.4	7.6	94	325	2.4	8.5	69	259	1.7	7.0	79	302	2.0	8.6	30	149	.8	10.6
KFWB-AM																				
SP '05	2	87		.3	5	56	.1	.4	4	56	.1	.4	4	47	.1	.4		8		
WI '05	**	**	**	**	**	**	**	**	**	**	**	**	**	**	**	**	**	**	**	**
FA '04	3	76	.1	.4	3	28	.1	.3	4	39	.1	.4	6	33	.1	.6	2	20		.7
SU '04	4	133	.1	.6	2	38	.1	.2	3	41	.1	.3	13	98	.3	1.5	4	53	.1	1.4
4-Book	**	**	**	**	**	**	**	**	**	**	**	**	**	**	**	**	**	**	**	**
SP '04	3	125	.1	.4	5	52	.1	.5	3	27	.1	.3	5	47	.1	.5	4	21	.1	1.4
KHHT-FM																				
SP '05	16	177	.4	2.1	15	92	.3	1.3	22	102	.5	2.1	25	101	.6	2.5	13	79	.3	4.4
WI '05	12	241	.3	1.6	18	112	.4	1.6	11	99	.3	1.1	16	82	.4	1.6	11	70	.3	3.9
FA '04	15	266	.3	2.1	14	140	.3	1.2	15	135	.3	1.5	19	160	.4	2.0	6	89	.1	2.1
SU '04	15	270	.4	2.2	21	139	.5	1.9	28	119	.7	2.9	14	99	.4	1.6	6	76	.2	2.2
4-Book	15	239	.4	2.0	17	121	.4	1.5	19	114	.5	1.9	19	111	.5	1.9	9	79	.2	3.2
SP '04	9	287	.2	1.3	10	121	.3	.9	14	123	.4	1.4	6	88	.2	.7	2	72	.1	.7
KIIS-FM																				
SP '05	9	295	.2	1.2	12	105	.3	1.0	7	115	.2	.7	12	118	.3	1.2	3	81	.1	1.0
WI '05	8	294	.2	1.1	12	128	.3	1.0	12	154	.3	1.2	13	171	.3	1.3	1	48		.4
FA '04	6	193	.1	.8	12	102	.3	1.0	6	83	.1	.6	11	108	.3	1.1	1	34		.4
SU '04	8	269	.2	1.2	10	118	.3	.9	11	100	.3	1.1	8	113	.2	.9	5	83	.1	1.8
4-Book	8	263	.2	1.1	12	113	.3	1.0	9	113	.2	.9	11	128	.3	1.1	3	62	.1	.9
SP '04	10	254	.3	1.4	16	133	.4	1.4	7	77	.2	.7	11	127	.3	1.2	5	76	.1	1.8
KKBT-FM																				
SP '05	6	161	.1	.8	15	60	.3	1.3	6	88	.1	.6	5	71	.1	.5	7			
WI '05	12	217	.3	1.6	33	123	.8	2.9	7	73	.2	.7	12	82	.3	1.2	5	35	.1	1.8
FA '04	11	208	.3	1.5	20	127	.5	1.7	10	140	.2	1.0	20	102	.5	2.1	1	34		.4
SU '04	8	183	.2	1.2	7	73	.2	.6	9	117	.2	.9	11	92	.3	1.3	4	45	.1	1.4
4-Book	9	192	.2	1.3	19	96	.5	1.6	8	105	.2	.8	12	87	.3	1.3	3	30	.1	.9
SP '04	12	200	.3	1.7	22	131	.6	2.0	12	71	.3	1.2	21	115	.5	2.3	6	77	.2	2.1
KLAC-AM																				
SP '05	7	145	.2	.9	8	58	.2	.7	20	110	.5	1.9	8	56	.2	.8	1	16		.3
WI '05	6	114	.1	.8	6	43	.1	.5	13	51	.3	1.3	13	95	.3	1.3	1	9		.4
FA '04		15				7							1	7		.1		8		
SU '04	**	**	**	**	**	**	**	**	**	**	**	**	**	**	**	**	**	**	**	**
4-Book	**	**	**	**	**	**	**	**	**	**	**	**	**	**	**	**	**	**	**	**
SP '04	2	78	.1	.3	1	7		.1	2	15	.1	.2	2	36	.1	.2	2	43	.1	.7

** Station(s) not reported this survey.

* Listener estimates adjusted for reported broadcast schedule.

+ Station(s) changed call letters - see Page 13.

4-Book: Avg. of current and previous 3 surveys.
2-Book: Avg. of most recent 2 surveys.

Target Listener Trends

Men 25-54

Target Listener Trends - Men 25-54

	Monday-Sunday 6AM-MID				Monday-Friday 6AM-10AM				Monday-Friday 10AM-3PM				Monday-Friday 3PM-7PM				Monday-Friday 7PM-MID			
	AQH (00)	Cume (00)	AQH Rtg	AQH Shr	AQH (00)	Cume (00)	AQH Rtg	AQH Shr	AQH (00)	Cume (00)	AQH Rtg	AQH Shr	AQH (00)	Cume (00)	AQH Rtg	AQH Shr	AQH (00)	Cume (00)	AQH Rtg	AQH Shr
	KLAX-FM																			
SP '05	19	257	.4	2.5	40	147	.9	3.4	25	124	.6	2.4	18	132	.4	1.8	4	43	.1	1.3
WI '05	10	191	.2	1.3	19	98	.4	1.6	10	111	.2	1.0	20	151	.5	2.0	2	35		.7
FA '04	9	161	.2	1.3	13	71	.3	1.1	8	64	.2	.8	12	87	.3	1.2	7	44	.2	2.5
SU '04	16	245	.4	2.4	43	145	1.1	3.9	18	116	.5	1.9	13	87	.3	1.5	2	42	.1	.7
4-Book	14	214	.3	1.9	29	115	.7	2.5	15	104	.4	1.5	16	114	.4	1.6	4	41	.1	1.3
SP '04	26	354	.7	3.7	55	221	1.4	5.0	26	192	.7	2.6	29	165	.7	3.2	5	74	.1	1.8
KLOS-FM																				
SP '05	27	426	.6	3.6	50	270	1.2	4.3	38	178	.9	3.6	34	277	.8	3.4	8	89	.2	2.7
WI '05	40	503	.9	5.4	85	312	2.0	7.4	51	255	1.2	4.9	47	256	1.1	4.7	21	113	.5	7.4
FA '04	29	497	.7	4.0	55	276	1.3	4.8	52	259	1.2	5.1	34	270	.8	3.5	7	88	.2	2.5
SU '04	28	469	.7	4.1	76	265	1.9	7.0	33	149	.8	3.4	26	196	.7	3.0	7	65	.2	2.5
4-Book	31	474	.7	4.3	67	281	1.6	5.9	44	210	1.0	4.3	35	250	.9	3.7	11	89	.3	3.8
SP '04	31	475	.8	4.4	82	305	2.1	7.4	32	235	.8	3.2	38	241	1.0	4.1	5	76	.1	1.8
KLXS-FM																				
SP '05	20	278	.5	2.6	48	164	1.1	4.1	36	112	.8	3.4	22	120	.5	2.2	2	36		.7
WI '05	33	473	.8	4.4	77	268	1.8	6.7	48	242	1.1	4.7	55	317	1.3	5.5	7	118	.2	2.5
FA '04	42	464	1.0	5.8	85	262	2.0	7.4	59	254	1.4	5.8	79	315	1.8	8.2	9	62	.2	3.2
SU '04	20	313	.5	2.9	46	192	1.2	4.2	34	169	.9	3.5	33	155	.8	3.8	2	32	.1	.7
4-Book	29	382	.7	3.9	64	222	1.5	5.6	44	194	1.1	4.4	47	227	1.1	4.9	5	62	.1	1.8
SP '04	34	368	.9	4.8	75	214	1.9	6.8	47	161	1.2	4.7	54	263	1.4	5.9	9	63	.2	3.2
KLVE-FM																				
SP '05	22	376	.5	2.9	27	177	.6	2.3	32	202	.7	3.1	24	171	.6	2.4	11	107	.3	3.7
WI '05	20	374	.5	2.7	30	156	.7	2.6	23	172	.5	2.2	24	181	.6	2.4	14	125	.3	4.9
FA '04	23	395	.5	3.2	30	152	.7	2.6	24	153	.6	2.3	26	150	.6	2.7	17	120	.4	6.0
SU '04	19	299	.5	2.8	22	116	.6	2.0	18	141	.5	1.9	31	163	.8	3.6	13	83	.3	4.7
4-Book	21	361	.5	2.9	27	150	.7	2.4	24	167	.6	2.4	26	166	.7	2.8	14	109	.3	4.8
SP '04	15	374	.4	2.1	18	157	.5	1.6	16	146	.4	1.6	27	209	.7	2.9	8	140	.2	2.8
KLYY-FM																				
SP '05	37	480	.9	4.9	41	227	1.0	3.5	59	270	1.4	5.6	55	286	1.3	5.5	10	163	.2	3.4
WI '05	44	583	1.0	5.9	58	292	1.3	5.0	63	336	1.5	6.1	68	346	1.6	6.8	11	112	.3	3.9
FA '04	19	368	.4	2.6	19	120	.4	1.6	22	130	.5	2.2	18	146	.4	1.9	27	148	.6	9.5
SU '04	31	440	.8	4.6	33	198	.8	3.0	58	273	1.5	6.0	37	236	.9	4.3	11	100	.3	4.0
4-Book	33	468	.8	4.5	38	209	.9	3.3	51	252	1.2	5.0	45	254	1.1	4.6	15	131	.4	5.2
SP '04	42	620	1.1	5.9	39	262	1.0	3.5	72	387	1.8	7.3	56	336	1.4	6.1	20	166	.5	7.0
KMXE-AM																				
SP '05	4	38	.1	.5	12	32	.3	1.0		7			6	26	.1	.6	2	6		.7
WI '05	**	**	**	**	**	**	**	**	**	**	**	**	**	**	**	**	**	**	**	**
FA '04	11	71	.3	1.5	22	60	.5	1.9	18	60	.4	1.8	12	60	.3	1.2	7	27	.2	2.5
SU '04	**	**	**	**	**	**	**	**	**	**	**	**	**	**	**	**	**	**	**	**
4-Book	**	**	**	**	**	**	**	**	**	**	**	**	**	**	**	**	**	**	**	**
SP '04	7	68	.2	1.0	10	34	.3	.9	12	40	.3	1.2	10	34	.3	1.1	3	20	.1	1.1
KMZT-FM																				
SP '05	1	66		.1	1	17		.1	2	25		.2	2	34		.2	2	24		.7
WI '05	2	60		.3					2	17		.2	3	16	.1	.3	1	16		.4
FA '04		23								5			1	13		.1				
SU '04	5	87	.1	.7	11	44	.3	1.0	6	32	.2	.6	6	29	.2	.7	1	38		.4
4-Book	2	59		.3	3	15		.3	3	20		.3	3	23		.3	1	20		.4
SP '04	14	110	.4	2.0	17	73	.4	1.5	30	58	.8	3.0	14	89	.4	1.5	1	7		.4
KNX -AM																				
SP '05	15	305	.3	2.0	26	154	.6	2.2	12	117	.3	1.1	21	149	.5	2.1	10	54	.2	3.4
WI '05	9	308	.2	1.2	17	111	.4	1.5	8	130	.2	.8	18	188	.4	1.8	2	48		.7
FA '04	15	306	.3	2.1	29	179	.7	2.5	18	131	.4	1.8	22	172	.5	2.3	2	57		.7
SU '04	12	235	.3	1.8	19	164	.5	1.7	12	123	.3	1.2	21	130	.5	2.4	4	81	.1	1.4
4-Book	13	289	.3	1.8	23	152	.6	2.0	13	125	.3	1.2	21	160	.5	2.2	5	60	.1	1.6
SP '04	10	317	.3	1.4	21	164	.5	1.9	7	120	.2	.7	20	198	.5	2.2	6	113	.2	2.1

** Station(s) not reported this survey.

* Listener estimates adjusted for reported broadcast schedule.

+ Station(s) changed call letters - see Page 13.

4-Book: Avg. of current and previous 3 surveys.
2-Book: Avg. of most recent 2 surveys.

Target Listener Trends

Men 25-54																				
Monday-Sunday 6AM-MID				Monday-Friday 6AM-10AM				Monday-Friday 10AM-3PM				Monday-Friday 3PM-7PM				Monday-Friday 7PM-MID				
AQH (00)	Cume (00)	AQH Rtg	AQH Shr	AQH (00)	Cume (00)	AQH Rtg	AQH Shr	AQH (00)	Cume (00)	AQH Rtg	AQH Shr	AQH (00)	Cume (00)	AQH Rtg	AQH Shr	AQH (00)	Cume (00)	AQH Rtg	AQH Shr	
KOST-FM																				
SP '05	14	271	.3	1.8	17	116	.4	1.5	11	101	.3	1.0	16	84	.4	1.6	16	102	.4	5.4
WI '05	14	236	.3	1.9	18	87	.4	1.6	19	115	.4	1.8	15	115	.3	1.5	11	78	.3	3.9
FA '04	14	268	.3	1.9	22	132	.5	1.9	13	98	.3	1.3	13	101	.3	1.3	9	79	.2	3.2
SU '04	16	213	.4	2.4	20	124	.5	1.8	34	149	.9	3.5	27	151	.7	3.1	4	60	.1	1.4
4-Book	15	247	.4	2.0	19	115	.5	1.7	19	116	.5	1.9	18	113	.4	1.9	10	80	.3	3.5
SP '04	8	225	.2	1.1	11	136	.3	1.0	14	97	.4	1.4	11	103	.3	1.2	5	69	.1	1.8
KPLM-FM																				
SP '05	5	53	.1	.7	9	53	.2	.8	11	43	.3	1.0	4	37	.1	.4		9		
WI '05	2	36		.3	2	14		.2	2	15		.2	4	27	.1	.4		7		
FA '04	**	**	**	**	**	**	**	**	**	**	**	**	**	**	**	**	**	**	**	**
SU '04	**	**	**	**	**	**	**	**	**	**	**	**	**	**	**	**	**	**	**	**
4-Book	**	**	**	**	**	**	**	**	**	**	**	**	**	**	**	**	**	**	**	**
SP '04		16							1	6		.1	1	10		.1				
KPWR-FM																				
SP '05	9	283	.2	1.2	15	116	.3	1.3	11	144	.3	1.0	11	146	.3	1.1	4	84	.1	1.3
WI '05	16	295	.4	2.1	36	120	.8	3.1	27	131	.6	2.6	21	187	.5	2.1	3	58	.1	1.1
FA '04	8	237	.2	1.1	16	129	.4	1.4	8	132	.2	.8	11	128	.3	1.1	2	63		.7
SU '04	6	196	.2	.9	16	82	.4	1.5	8	95	.2	.8	9	103	.2	1.0	1	23		.4
4-Book	10	253	.3	1.3	21	112	.5	1.8	14	126	.3	1.3	13	141	.3	1.3	3	57	.1	.9
SP '04	7	209	.2	1.0	8	90	.2	.7	9	95	.2	.9	7	85	.2	.8	5	54	.1	1.8
KRCV-FM																				
SP '05	6	113	.1	.8	7	44	.2	.6	9	54	.2	.9	5	45	.1	.5	2	32		.7
WI '05	5	61	.1	.7	8	27	.2	.7	6	17	.1	.6	4	33	.1	.4	5	28	.1	1.8
FA '04	**	**	**	**	**	**	**	**	**	**	**	**	**	**	**	**	**	**	**	**
SU '04	11	76	.3	1.6	21	55	.5	1.9	18	54	.5	1.9	11	33	.3	1.3	4	21	.1	1.4
4-Book	**	**	**	**	**	**	**	**	**	**	**	**	**	**	**	**	**	**	**	**
SP '04	3	73	.1	.4	3	33	.1	.3	1	14		.1	4	27	.1	.4	7	33	.2	2.5
KROQ-FM																				
SP '05	6	262	.1	.8	13	123	.3	1.1	7	118	.2	.7	9	111	.2	.9	2	69		.7
WI '05	21	369	.5	2.8	34	180	.8	2.9	29	173	.7	2.8	23	207	.5	2.3	9	89	.2	3.2
FA '04	22	398	.5	3.1	44	270	1.0	3.8	38	207	.9	3.7	22	220	.5	2.3	11	77	.3	3.9
SU '04	17	319	.4	2.5	32	166	.8	2.9	27	128	.7	2.8	19	165	.5	2.2	2	43	.1	.7
4-Book	17	337	.4	2.3	31	185	.7	2.7	25	157	.6	2.5	18	176	.4	1.9	6	70	.2	2.1
SP '04	16	268	.4	2.3	18	137	.5	1.6	23	147	.6	2.3	21	121	.5	2.3	11	66	.3	3.9
KRTH-FM																				
SP '05	7	231	.2	.9	15	86	.3	1.3	12	100	.3	1.1	6	94	.1	.6	2	38		.7
WI '05	4	219	.1	.5	2	68		.2	9	106	.2	.9	5	86	.1	.5	1	37		.4
FA '04	5	253	.1	.7	6	94	.1	.5	4	86	.1	.4	7	112	.2	.7	5	83	.1	1.8
SU '04	17	223	.4	2.5	16	129	.4	1.5	21	101	.5	2.2	21	155	.5	2.4	8	61	.2	2.9
4-Book	8	232	.2	1.2	10	94	.2	.9	12	98	.3	1.2	10	112	.2	1.1	4	55	.1	1.5
SP '04	10	222	.3	1.4	15	82	.4	1.4	11	97	.3	1.1	12	95	.3	1.3	4	29	.1	1.4
KSCA-FM																				
SP '05	26	345	.6	3.4	71	283	1.7	6.1	32	143	.7	3.1	27	167	.6	2.7	4	43	.1	1.3
WI '05	34	471	.8	4.6	74	256	1.7	6.4	39	240	.9	3.8	47	253	1.1	4.7	5	61	.1	1.8
FA '04	38	377	.9	5.3	85	278	2.0	7.4	59	231	1.4	5.8	40	159	.9	4.1	8	105	.2	2.8
SU '04	27	376	.7	4.0	64	224	1.6	5.9	35	191	.9	3.6	29	169	.7	3.3	6	45	.2	2.2
4-Book	31	392	.8	4.3	74	260	1.8	6.5	41	201	1.0	4.1	36	187	.8	3.7	6	64	.2	2.0
SP '04	32	420	.8	4.5	85	277	2.1	7.7	36	188	.9	3.6	25	174	.6	2.7	4	49	.1	1.4
KSSE-FM																				
SP '05	11	141	.3	1.5	21	84	.5	1.8	15	67	.3	1.4	14	69	.3	1.4	2	20		.7
WI '05	5	140	.1	.7	10	47	.2	.9	7	60	.2	.7	7	83	.2	.7	1	23		.4
FA '04	4	133	.1	.6	11	71	.3	1.0	6	49	.1	.6	6	54	.1	.6		19		
SU '04	5	109	.1	.7	6	56	.2	.6	9	58	.2	.9	7	35	.2	.8	3	28	.1	1.1
4-Book	6	131	.2	.9	12	65	.3	1.1	9	59	.2	.9	9	60	.2	.9	2	23		.6
SP '04	8	123	.2	1.1	12	55	.3	1.1	12	60	.3	1.2	7	56	.2	.8	2	57	.1	.7

** Station(s) not reported this survey.

* Listener estimates adjusted for reported broadcast schedule.

+ Station(s) changed call letters - see Page 13.

4-Book: Avg. of current and previous 3 surveys.
2-Book: Avg. of most recent 2 surveys.

Target Listener Trends

Target Listener Trends - Men 25-54

	Men 25-54																			
	Monday-Sunday 6AM-MID				Monday-Friday 6AM-10AM				Monday-Friday 10AM-3PM				Monday-Friday 3PM-7PM				Monday-Friday 7PM-MID			
	AQH (00)	Cume (00)	AQH Rtg	AQH Shr	AQH (00)	Cume (00)	AQH Rtg	AQH Shr	AQH (00)	Cume (00)	AQH Rtg	AQH Shr	AQH (00)	Cume (00)	AQH Rtg	AQH Shr	AQH (00)	Cume (00)	AQH Rtg	AQH Shr
KTWV-FM																				
SP '05	16	265	.4	2.1	24	145	.6	2.1	19	129	.4	1.8	23	137	.5	2.3	9	71	.2	3.0
WI '05	15	234	.3	2.0	25	94	.6	2.2	31	119	.7	3.0	15	122	.3	1.5	5	56	.1	1.8
FA '04	18	248	.4	2.5	32	147	.7	2.8	33	140	.8	3.2	19	117	.4	2.0	4	37	.1	1.4
SU '04	14	299	.4	2.1	18	114	.5	1.7	27	155	.7	2.8	14	168	.4	1.6	7	95	.2	2.5
4-Book	16	262	.4	2.2	25	125	.6	2.2	28	136	.7	2.7	18	136	.4	1.9	6	65	.2	2.2
SP '04	11	248	.3	1.6	12	126	.3	1.1	15	103	.4	1.5	10	98	.3	1.1	12	64	.3	4.2
KWVE-FM																				
SP '05	9	141	.2	1.2	21	87	.5	1.8	12	81	.3	1.1	12	90	.3	1.2	1	31		.3
WI '05	6	176	.1	.8	11	95	.3	1.0	8	80	.2	.8	8	66	.2	.8	4	42	.1	1.4
FA '04	16	235	.4	2.2	24	150	.6	2.1	23	140	.5	2.2	21	170	.5	2.2	7	77	.2	2.5
SU '04	14	186	.4	2.1	26	122	.7	2.4	19	82	.5	2.0	20	91	.5	2.3	6	38	.2	2.2
4-Book	11	185	.3	1.6	21	114	.5	1.8	16	96	.4	1.5	15	104	.4	1.6	5	47	.1	1.6
SP '04	7	176	.2	1.0	20	100	.5	1.8	4	53	.1	.4	9	81	.2	1.0	3	32	.1	1.1
KYSR-FM																				
SP '05	2	85		.3	4	34	.1	.3	3	43	.1	.3	3	42	.1	.3	1	28		.3
WI '05	3	139	.1	.4	5	53	.1	.4	2	55		.2	5	61	.1	.5	1	25		.4
FA '04	1	73		.1	3	50	.1	.3	3	30	.1	.3	2	41		.2		8		
SU '04	6	130	.2	.9	1	17		.1	4	52	.1	.4	5	43	.1	.6	2	30	.1	.7
4-Book	3	107	.1	.4	3	39	.1	.3	3	45	.1	.3	4	47	.1	.4	1	23		.4
SP '04	3	111	.1	.4	3	29	.1	.3	7	41	.2	.7	2	29	.1	.2	2	32	.1	.7
KZLA-FM																				
SP '05	2	124		.3	4	47	.1	.3	2	31		.2	4	47	.1	.4		8		
WI '05	4	175	.1	.5	3	57	.1	.3	1	42		.1	8	73	.2	.8	3	34	.1	1.1
FA '04	9	144	.2	1.3	15	61	.3	1.3	19	73	.4	1.9	11	105	.3	1.1	1	30		.4
SU '04	8	125	.2	1.2	5	47	.1	.5	9	54	.2	.9	11	61	.3	1.3	5	43	.1	1.8
4-Book	6	142	.1	.8	7	53	.2	.6	8	50	.2	.8	9	72	.2	.9	2	29	.1	.8
SP '04	10	153	.3	1.4	11	85	.3	1.0	18	70	.5	1.8	12	86	.3	1.3	3	60	.1	1.1
TOTALS																				
SP '05	757	4041	17.6	1164	3337	27.1	1049	3002	24.4	1007	3480	23.4	297	2025	6.9					
WI '05	746	4107	17.4	1156	3376	26.9	1032	3079	24.0	1007	3542	23.4	283	1760	6.6					
FA '04	718	4073	16.7	1152	3395	26.8	1023	3096	23.8	965	3430	22.5	285	1830	6.6					
SU '04	680	3806	17.0	1090	3177	27.3	970	2846	24.3	870	3172	21.8	277	1693	6.9					
4-Book	725	4007	17.2	1141	3321	27.0	1019	3006	24.1	962	3406	22.8	286	1827	6.8					
SP '04	707	3816	17.7	1109	3211	27.8	992	2826	24.9	916	3158	23.0	284	1793	7.1					

** Station(s) not reported this survey.

* Listener estimates adjusted for reported broadcast schedule.

+ Station(s) changed call letters - see Page 13.

4-Book: Avg. of current and previous 3 surveys.
2-Book: Avg. of most recent 2 surveys.

Target Listener Estimates

		Men 25-54																			
		Monday-Friday 6AM-7PM				Weekend 6AM-MID				Saturday 6AM-10AM				Saturday 10AM-3PM				Saturday 3PM-7PM			
		AQH (00)	Cume (00)	AQH Rtg	AQH Shr	AQH (00)	Cume (00)	AQH Rtg	AQH Shr	AQH (00)	Cume (00)	AQH Rtg	AQH Shr	AQH (00)	Cume (00)	AQH Rtg	AQH Shr	AQH (00)	Cume (00)	AQH Rtg	AQH Shr
KAEH-FM																					
SP '05		12	115	.3	1.1	5	59	.1	1.0	8	23	.2	1.1	8	23	.2	1.0	8	28	.2	1.3
4-Book		12	108	.3	1.1	6	71	.2	1.2	10	27	.2	1.6	11	30	.3	1.4	7	23	.2	1.1
KATY-FM																					
SP '05		7	69	.2	.7	1	29		.2					3	21	.1	.4	1	7		.2
4-Book		**	**	**	**	**	**	**	**	**	**	**	**	**	**	**	**	**	**	**	**
KCAL-AM																					
SP '05		11	40	.3	1.0	7	40	.2	1.4	13	26	.3	1.8	16	27	.4	1.9	6	7	.1	.9
4-Book		**	**	**	**	**	**	**	**	**	**	**	**	**	**	**	**	**	**	**	**
KCAL-FM																					
SP '05		47	440	1.1	4.4	22	228	.5	4.3	21	71	.5	3.0	31	87	.7	3.7	21	77	.5	3.3
4-Book		50	467	1.2	4.9	26	255	.6	5.6	25	80	.6	4.2	45	122	1.1	6.0	32	86	.8	5.5
KCXX-FM																					
SP '05		31	240	.7	2.9	18	153	.4	3.6	20	59	.5	2.8	31	89	.7	3.7	14	48	.3	2.2
4-Book		22	244	.5	2.1	11	126	.3	2.3	10	36	.3	1.8	17	60	.4	2.2	14	43	.4	2.5
+KDAI-FM																					
SP '05		23	195	.5	2.1	8	137	.2	1.6	9	30	.2	1.3	17	74	.4	2.0	14	42	.3	2.2
4-Book		**	**	**	**	**	**	**	**	**	**	**	**	**	**	**	**	**	**	**	**
KDIF-AM																					
SP '05		7	74	.2	.7	5	49	.1	1.0	7	28	.2	1.0	14	27	.3	1.7	7	14	.2	1.1
4-Book		**	**	**	**	**	**	**	**	**	**	**	**	**	**	**	**	**	**	**	**
KEZY-AM																					
SP '05		6	20	.1	.6	7	34	.2	1.4	2	8		.3	11	14	.3	1.3	6	8	.1	.9
4-Book		8	32	.2	.8	4	20	.1	.8	4	9	.1	.8	6	11	.2	.8	3	5	.1	.4
KFRG-FM																					
SP '05		62	490	1.4	5.8	33	297	.8	6.5	38	112	.9	5.4	69	130	1.6	8.3	42	106	1.0	6.6
4-Book		48	409	1.1	4.6	25	249	.6	5.2	28	90	.7	4.6	52	128	1.2	6.7	26	76	.6	4.3
KGGI-FM																					
SP '05		57	564	1.3	5.3	35	375	.8	6.9	43	139	1.0	6.1	44	115	1.0	5.3	47	109	1.1	7.4
4-Book		43	504	1.0	4.1	27	315	.7	5.8	26	98	.6	4.3	32	100	.8	4.2	37	108	.9	6.2
KOLA-FM																					
SP '05		21	302	.5	2.0	13	184	.3	2.6	11	52	.3	1.6	17	60	.4	2.0	14	40	.3	2.2
4-Book		32	310	.8	3.1	15	165	.4	3.1	16	57	.4	2.8	32	75	.8	4.2	15	51	.4	2.5
KTDD-AM																					
SP '05		5	14	.1	.5	1	8		.2	6	8	.1	.8	5	8	.1	.6				
4-Book		3	21	.1	.3	1	13		.2	2	4	.1	.3	4	8	.1	.5	1	2		.2
KWIE-FM																					
SP '05		27	329	.6	2.5	9	139	.2	1.8	19	41	.4	2.7	17	37	.4	2.0	20	54	.5	3.1
4-Book		19	267	.4	1.8	13	157	.3	2.9	17	42	.4	2.7	17	53	.4	2.2	16	48	.4	2.7
KXRS-FM																					
SP '05		11	74	.3	1.0	4	43	.1	.8	6	14	.1	.8	3	12	.1	.4	7	13	.2	1.1
4-Book		8	61	.2	.7	3	36	.1	.6	3	12	.1	.5	2	8		.2	3	7	.1	.5
KXSB-FM																					
SP '05		33	220	.8	3.1	8	101	.2	1.6	6	29	.1	.8	12	36	.3	1.4	18	46	.4	2.8
4-Book		25	184	.6	2.5	11	107	.3	2.3	10	28	.2	1.6	20	47	.5	2.5	17	43	.4	2.6
KABC-AM																					
SP '05		2	36		.2	1	14		.2	4	14	.1	.6	1	6		.1				
4-Book		5	68	.1	.5	1	19		.2	1	4		.2	2	6		.2	2	8		.3
KBIG-FM																					
SP '05		11	145	.3	1.0	7	111	.2	1.4	2	9		.3	19	42	.4	2.3	11	22	.3	1.7
4-Book		11	131	.3	1.1	5	78	.1	1.2	5	14	.1	.9	11	32	.2	1.4	5	15	.2	.9

** Station(s) not reported this survey.

* Listener estimates adjusted for reported broadcast schedule.

+ Station(s) changed call letters - see Page 13.

4-Book: Avg. of current and previous 3 surveys.
2-Book: Avg. of most recent 2 surveys.

Target Listener Estimates

Men 25-54

	Monday-Friday 6AM-7PM				Weekend 6AM-MID				Saturday 6AM-10AM				Saturday 10AM-3PM				Saturday 3PM-7PM			
	AQH (00)	Cume (00)	AQH Rtg	AQH Shr	AQH (00)	Cume (00)	AQH Rtg	AQH Shr	AQH (00)	Cume (00)	AQH Rtg	AQH Shr	AQH (00)	Cume (00)	AQH Rtg	AQH Shr	AQH (00)	Cume (00)	AQH Rtg	AQH Shr
KCBS-FM																				
SP '05	45	515	1.0	4.2	31	313	.7	6.1	30	77	.7	4.2	56	153	1.3	6.7	43	86	1.0	6.8
4-Book	43	409	1.0	4.1	22	235	.5	4.6	21	64	.5	3.4	42	120	1.0	5.5	38	92	.9	6.4
KFI -AM																				
SP '05	75	521	1.7	7.0	15	190	.3	3.0	24	70	.6	3.4	7	43	.2	.8	14	46	.3	2.2
4-Book	75	588	1.8	7.2	20	217	.5	4.2	40	97	1.0	7.0	23	78	.6	3.0	16	46	.4	2.8
KFWB-AM																				
SP '05	4	79	.1	.4		15			1	8		.1						8		
4-Book	**	**	**	**	**	**	**	**	**	**	**	**	**	**	**	**	**	**	**	**
KHHT-FM																				
SP '05	20	148	.5	1.9	9	119	.2	1.8	6	11	.1	.8	12	44	.3	1.4	7	34	.2	1.1
4-Book	18	196	.5	1.8	11	107	.3	2.5	9	27	.2	1.5	18	44	.4	2.4	16	41	.4	3.0
KIIS-FM																				
SP '05	10	202	.2	.9	11	186	.3	2.2	9	49	.2	1.3	15	49	.3	1.8	15	72	.3	2.4
4-Book	11	205	.3	1.0	7	127	.2	1.5	9	35	.2	1.6	13	51	.3	1.6	9	40	.2	1.5
KKBT-FM																				
SP '05	8	131	.2	.7	5	93	.1	1.0	9	18	.2	1.3	7	21	.2	.8	8	40	.2	1.3
4-Book	13	171	.3	1.2	8	75	.2	1.7	12	23	.3	2.1	13	37	.4	1.7	11	29	.3	1.9
KLAC-AM																				
SP '05	13	137	.3	1.2	2	27		.4					3	8	.1	.4	5	14	.1	.8
4-Book	**	**	**	**	**	**	**	**	**	**	**	**	**	**	**	**	**	**	**	**
KLAX-FM																				
SP '05	27	218	.6	2.5	15	158	.3	3.0	46	94	1.1	6.5	25	65	.6	3.0	19	61	.4	3.0
4-Book	20	189	.5	1.9	9	112	.2	2.0	22	49	.5	3.5	13	45	.3	1.7	9	29	.2	1.6
KLOS-FM																				
SP '05	41	412	1.0	3.8	14	164	.3	2.8	9	30	.2	1.3	17	40	.4	2.0	7	15	.2	1.1
4-Book	48	425	1.2	4.6	14	184	.3	3.0	17	47	.4	3.1	23	80	.6	3.1	19	57	.5	3.4
KLSX-FM																				
SP '05	35	255	.8	3.3	4	57	.1	.8	8	8	.2	1.1	6	22	.1	.7	8	30	.2	1.3
4-Book	51	364	1.2	4.9	4	72	.1	.9	7	17	.2	1.2	4	19	.1	.5	6	20	.2	1.1
KLVE-FM																				
SP '05	28	277	.7	2.6	18	221	.4	3.6	36	94	.8	5.1	21	75	.5	2.5	24	57	.6	3.8
4-Book	26	293	.6	2.5	17	173	.4	3.7	24	68	.6	4.0	23	65	.6	3.1	19	48	.5	3.2
KLYY-FM																				
SP '05	52	415	1.2	4.9	29	288	.7	5.7	52	112	1.2	7.4	68	155	1.6	8.2	49	102	1.1	7.7
4-Book	45	403	1.1	4.3	24	263	.6	5.2	31	84	.7	5.1	45	109	1.1	5.7	34	90	.8	5.6
KMXE-AM																				
SP '05	6	38	.1	.6	1	8		.2	2	8		.3					3	8	.1	.5
4-Book	**	**	**	**	**	**	**	**	**	**	**	**	**	**	**	**	**	**	**	**
KMZT-FM																				
SP '05	1	58		.1	1	17		.2												
4-Book	3	40	.1	.3	2	30	.1	.4	3	5	.1	.6	2	10		.2				
KNX -AM																				
SP '05	19	244	.4	1.8	10	138	.2	2.0	24	54	.6	3.4	7	31	.2	.8	11	25	.3	1.7
4-Book	18	246	.4	1.8	7	113	.2	1.6	12	36	.3	1.9	10	34	.3	1.4	9	29	.2	1.5
KOST-FM																				
SP '05	14	176	.3	1.3	11	145	.3	2.2	20	60	.5	2.8	20	60	.5	2.4	13	31	.3	2.0
4-Book	19	193	.5	1.8	10	119	.2	2.1	15	41	.4	2.5	19	59	.5	2.5	14	34	.3	2.3
KPLM-FM																				
SP '05	8	53	.2	.7	1	15		.2	4	8	.1	.6	3	8	.1	.4	4	8	.1	.6
4-Book	**	**	**	**	**	**	**	**	**	**	**	**	**	**	**	**	**	**	**	**

** Station(s) not reported this survey.

* Listener estimates adjusted for reported broadcast schedule.

+ Station(s) changed call letters - see Page 13.

4-Book: Avg. of current and previous 3 surveys.
2-Book: Avg. of most recent 2 surveys.

Target Listener Estimates - Men 25-54

Target Listener Estimates

		Men 25-54																				
		Monday-Friday 6AM-7PM				Weekend 6AM-MID				Saturday 6AM-10AM				Saturday 10AM-3PM				Saturday 3PM-7PM				
		AQH (00)	Cume (00)	AQH Rtg	AQH Shr	AQH (00)	Cume (00)	AQH Rtg	AQH Shr	AQH (00)	Cume (00)	AQH Rtg	AQH Shr	AQH (00)	Cume (00)	AQH Rtg	AQH Shr	AQH (00)	Cume (00)	AQH Rtg	AQH Shr	
KPWR-FM																						
SP '05		12	244	.3	1.1	6	140	.1	1.2	7	32	.2	1.0	20	76	.5	2.4	10	54	.2	1.6	
4-Book		15	224	.4	1.5	5	100	.1	1.0	5	21	.1	.8	11	48	.3	1.4	6	39	.2	1.1	
KRCV-FM																						
SP '05		7	80	.2	.7	6	63	.1	1.2	2	7	.3	.3	6	21	.1	.7	2	6	.3	.3	
4-Book		**	**	**	**	**	**	**	**	**	**	**	**	**	**	**	**	**	**	**	**	
KROQ-FM																						
SP '05		10	215	.2	.9	3	98	.1	.6	2	5	.3	.3	6	28	.1	.7	4	17	.1	.6	
4-Book		25	296	.6	2.4	9	144	.2	2.0	11	40	.2	2.0	17	52	.4	2.1	13	44	.3	2.1	
KRTH-FM																						
SP '05		11	190	.3	1.0	4	112	.1	.8	4	21	.1	.6	10	49	.2	1.2	5	26	.1	.8	
4-Book		11	194	.3	1.1	8	107	.2	1.7	8	24	.2	1.4	14	51	.3	1.9	11	37	.3	1.9	
KSCA-FM																						
SP '05		42	324	1.0	3.9	12	133	.3	2.4	44	91	1.0	6.2	17	48	.4	2.0	4	13	.1	.6	
4-Book		50	359	1.2	4.8	16	195	.4	3.5	47	116	1.1	8.1	22	61	.5	2.9	19	44	.5	3.1	
KSSE-FM																						
SP '05		17	122	.4	1.6	6	72	.1	1.2	11	27	.3	1.6	13	37	.3	1.6	11	36	.3	1.7	
4-Book		10	112	.3	1.0	4	49	.1	.7	4	10	.1	.6	9	27	.2	1.2	5	14	.1	.7	
KTWV-FM																						
SP '05		22	205	.5	2.1	12	161	.3	2.4	20	59	.5	2.8	22	66	.5	2.6	14	50	.3	2.2	
4-Book		24	215	.6	2.3	9	143	.2	2.0	11	31	.3	1.7	20	71	.5	2.6	9	39	.2	1.6	
KWVE-FM																						
SP '05		15	119	.3	1.4	5	64	.1	1.0	14	40	.3	2.0	4	21	.1	.5	7	23	.2	1.1	
4-Book		17	166	.4	1.7	6	88	.2	1.4	10	31	.2	1.7	5	29	.1	.7	6	24	.2	1.1	
KYSR-FM																						
SP '05		3	63	.1	.3	1	37	.2	.2					3	23	.1	.4					
4-Book		3	74	.1	.3	4	48	.1	1.0	2	6	.1	.4	9	19	.2	1.2	6	9	.2	1.0	
KZLA-FM																						
SP '05		3	85	.1	.3	3	61	.1	.6	6	25	.1	.8	3	15	.1	.4	4	29	.1	.6	
4-Book		8	110	.2	.7	5	67	.1	1.1	4	14	.1	.7	8	25	.2	1.0	10	32	.2	1.7	
TOTALS																						
SP '05		1072	3989	24.9		506	3244	11.8		706	1672	16.4		833	1887	19.4		636	1530	14.8		
4-Book		1039	3945	24.6		463	3026	11.0		590	1484	14.0		766	1801	18.1		588	1417	13.9		

** Station(s) not reported this survey.

* Listener estimates adjusted for reported broadcast schedule.

+ Station(s) changed call letters - see Page 13.

4-Book: Avg. of current and previous 3 surveys.
2-Book: Avg. of most recent 2 surveys.

Target Listener Estimates

Men 25-54

	Saturday 7PM-MID				Sunday 6AM-10AM				Sunday 10AM-3PM				Sunday 3PM-7PM				Sunday 7PM-MID			
	AQH (00)	Cume (00)	AQH Rtg	AQH Shr	AQH (00)	Cume (00)	AQH Rtg	AQH Shr	AQH (00)	Cume (00)	AQH Rtg	AQH Shr	AQH (00)	Cume (00)	AQH Rtg	AQH Shr	AQH (00)	Cume (00)	AQH Rtg	AQH Shr
	KAEH-FM SP '05 4-Book	1	4	.4		2	15	.5		5	15	.1	.9	6	8	.1	1.3	1	8	.4
	4			4	12	.1	1.2	9	31	.2	1.7	5	11	.1	1.1	1	9	.6		
KATY-FM SP '05 4-Book	1	7	.3		2	6	.5		2	8	.4		1	8	.2					
	**	**	**	**	**	**	**	**	**	**	**	**	**	**	**	**	**	**	**	**
KCAL-AM SP '05 4-Book	1	7	.3		2	7	.5		12	27	.3	2.2	4	13	.1	.9				
	**	**	**	**	**	**	**	**	**	**	**	**	**	**	**	**	**	**	**	**
KCAL-FM SP '05 4-Book	18	48	.4	6.2	16	29	.4	4.3	38	101	.9	6.8	21	67	.5	4.7	7	22	.2	3.0
	22	59	.5	8.5	18	44	.5	5.3	32	78	.8	6.1	18	57	.4	4.3	11	41	.3	4.8
KCXX-FM SP '05 4-Book	9	40	.2	3.1	17	29	.4	4.6	26	42	.6	4.7	25	49	.6	5.6	6	43	.1	2.6
	10	30	.2	3.7	6	14	.2	1.7	11	24	.3	2.0	13	28	.3	2.9	5	17	.1	2.2
+KDAI-FM SP '05 4-Book	4	29	.1	1.4	2	9	.5		3	8	.1	.5	6	25	.1	1.3	11	25	.3	4.8
	**	**	**	**	**	**	**	**	**	**	**	**	**	**	**	**	**	**	**	**
KDIF-FM SP '05 4-Book	2	6	.7		5	29	.1	1.4	4	13	.1	.7	1	6	.2		3	14	.1	1.3
	**	**	**	**	**	**	**	**	**	**	**	**	**	**	**	**	**	**	**	**
KEZY-AM SP '05 4-Book	1	3	.2		2	8	.5		14	28	.3	2.5	9	22	.2	2.0	6	8	.1	2.6
					4	8	.1	1.3	5	12	.1	1.0	4	7	.1	.8	2	2		.7
KFRG-FM SP '05 4-Book	19	58	.4	6.5	21	76	.5	5.7	36	96	.8	6.5	26	97	.6	5.8	14	55	.3	6.1
	13	36	.3	4.7	22	70	.5	6.5	33	91	.8	6.2	16	53	.4	3.8	6	25	.1	2.6
KGGI-FM SP '05 4-Book	18	82	.4	6.2	12	71	.3	3.3	32	107	.7	5.7	47	121	1.1	10.5	39	100	.9	16.9
	17	66	.4	6.4	10	50	.3	2.8	25	80	.6	4.6	39	108	.9	9.2	31	76	.8	13.9
KOLA-FM SP '05 4-Book	18	38	.4	6.2	8	27	.2	2.2	11	35	.3	2.0	18	53	.4	4.0	9	37	.2	3.9
	8	25	.2	3.0	9	35	.2	2.7	19	52	.5	3.5	13	33	.3	2.9	4	19	.1	1.6
KTDD-AM SP '05 4-Book						1	.1		1	8	.2									
										5	.3									
KWIE-FM SP '05 4-Book	9	40	.2	3.1					4	15	.1	.7	6	28	.1	1.3	2	16	.9	
	11	45	.2	4.1	10	27	.2	2.9	15	48	.4	2.9	12	40	.3	3.0	9	30	.2	4.0
KXRS-FM SP '05 4-Book	4	13	.1	1.4					1	7	.2		7	7	.2	1.6	1	5	.4	
	3	13	.1	1.3	2	9	.5		2	8	.3		3	5	.1	.7	1	4	.5	
KXSB-FM SP '05 4-Book	9	23	.2	3.1	7	22	.2	1.9	5	13	.1	.9	10	13	.2	2.2	2	8	.9	
	5	15	.1	1.9	8	20	.2	2.5	12	29	.3	2.3	11	22	.3	2.6	5	13	.1	2.0
KABC-AM SP '05 4-Book									1	7	.2			2	.1		1	4	.2	
KBIG-FM SP '05 4-Book	8	42	.2	2.7	4	6	.1	1.1		8	.1	.7	3	12	.1	.7	6	24	.1	2.6
	6	27	.2	2.4	5	13	.1	1.5	4	16	.1	.7	4	13	.1	.9	2	11		1.0

Target Listener Estimates - Men 25-54

** Station(s) not reported this survey.

* Listener estimates adjusted for reported broadcast schedule.

+ Station(s) changed call letters - see Page 13.

4-Book: Avg. of current and previous 3 surveys.
2-Book: Avg. of most recent 2 surveys.

Target Listener Estimates

Men 25-54																					
Saturday 7PM-MID				Sunday 6AM-10AM				Sunday 10AM-3PM				Sunday 3PM-7PM				Sunday 7PM-MID					
AQH (00)	Cume (00)	AQH Rtg	AQH Shr	AQH (00)	Cume (00)	AQH Rtg	AQH Shr	AQH (00)	Cume (00)	AQH Rtg	AQH Shr	AQH (00)	Cume (00)	AQH Rtg	AQH Shr	AQH (00)	Cume (00)	AQH Rtg	AQH Shr		
KCBS-FM																					
SP '05	19	56	.4	6.5	14	44	.3	3.8	38	131	.9	6.8	39	84	.9	8.7	9	48	.2	3.9	
4-Book	13	50	.3	4.9	9	28	.2	2.6	21	66	.5	4.0	19	54	.4	4.5	10	32	.2	4.2	
KFI -AM																					
SP '05	21	70	.5	7.2	13	28	.3	3.5	5	28	.1	.9	17	29	.4	3.8	19	71	.4	8.2	
4-Book	13	41	.3	4.8	17	38	.4	5.0	17	53	.4	3.2	16	47	.4	3.7	18	48	.4	7.7	
KFWB-AM																					
SP '05	**	**	**	**	**	**	**	**	1	8	.2		**	**	**	**	**	**	**	**	
4-Book	**	**	**	**	**	**	**	**	**	**	**	**	**	**	**	**	**	**	**	**	
KHHT-FM																					
SP '05	2	9	.7		15	29	.3	4.1	5	18	.1	.9	16	68	.4	3.6	15	33	.3	6.5	
4-Book	8	21	.2	3.0	6	19	.1	1.7	10	22	.3	1.9	12	41	.3	2.9	12	26	.3	5.5	
KIIS-FM																					
SP '05	6	43	.1	2.1	9	30	.2	2.4	21	57	.5	3.8	4	19	.1	.9	4	34	.1	1.7	
4-Book	3	15	.1	1.0	4	16	.1	1.1	9	32	.2	1.7	5	19	.1	1.3	2	16	.1	.8	
KKBT-FM																					
SP '05	1	7	.3		5	20	.1	1.4	7	41	.2	1.3	5	35	.1	1.1					
4-Book	4	9	.1	1.3	6	15	.1	1.7	10	28	.3	2.0	6	21	.1	1.4		2			
KLAC-AM																					
SP '05	1	14	.3		1	6	.3		5	13	.1	.9	**	**	**	**	**	**	**	**	
4-Book	**	**	**	**	**	**	**	**	**	**	**	**	**	**	**	**	**	**	**	**	
KLAX-FM																					
SP '05	6	35	.1	2.1	8	29	.2	2.2	13	37	.3	2.3	4	20	.1	.9	2	6		.9	
4-Book	3	18	.1	1.1	8	20	.2	2.5	11	32	.2	2.1	7	24	.2	1.6	2	9	.1	.8	
KLOS-FM																					
SP '05	14	29	.3	4.8	12	38	.3	3.3	22	95	.5	3.9	19	46	.4	4.3	6	23	.1	2.6	
4-Book	8	25	.2	2.9	7	27	.2	2.0	17	64	.4	3.1	15	38	.3	3.5	5	21	.1	2.2	
KLSX-FM																					
SP '05	2	16	.7		4	16	.1	1.1	2	15	.4		3	8	.1	.7	1	6		.4	
4-Book	3	13	.1	1.1	5	15	.1	1.4	5	19	.1	.8	6	16	.2	1.5	1	3		.2	
KLVE-FM																					
SP '05	15	67	.3	5.2	11	24	.3	3.0	30	62	.7	5.4	1	8	.2		5	29	.1	2.2	
4-Book	13	42	.3	5.1	10	30	.3	2.9	21	39	.5	3.9	13	30	.3	3.2	13	35	.3	5.9	
KLYY-FM																					
SP '05	7	43	.2	2.4	9	44	.2	2.4	15	51	.3	2.7	25	39	.6	5.6	15	41	.3	6.5	
4-Book	14	44	.4	5.2	14	48	.3	4.1	27	70	.6	5.1	20	50	.5	4.8	12	35	.3	5.2	
KMXE-AM																					
SP '05	**	**	**	**	**	**	**	**	**	**	**	**	**	**	**	**	**	**	**	**	
4-Book	**	**	**	**	**	**	**	**	**	**	**	**	**	**	**	**	**	**	**	**	
KMZT-FM																					
SP '05	1	9	.3		3	8	.1	.8					2	5	.1	.5	1	4		.2	
4-Book	1	7	.3		3	8	.1	.7	1	6	.3		2	5	.1	.5	1	4		.2	
KNX -AM																					
SP '05	11	22	.3	3.8	16	58	.4	4.3	6	29	.1	1.1	1	9	.2		4	27	.1	1.7	
4-Book	3	10	.1	1.2	9	29	.2	2.5	10	32	.2	1.9	3	16	.1	.8	2	14	.1	1.0	
KOST-FM																					
SP '05	5	22	.1	1.7	13	36	.3	3.5	8	35	.2	1.4	7	22	.2	1.6	7	22	.2	3.0	
4-Book	4	18	.1	1.4	7	20	.2	2.1	10	31	.2	1.8	6	23	.1	1.4	3	14	.1	1.4	
KPLM-FM																					
SP '05	**	**	**	**	**	**	**	**	**	**	**	**	**	**	**	**	**	**	1	7	.4
4-Book	**	**	**	**	**	**	**	**	**	**	**	**	**	**	**	**	**	**	**	**	**

** Station(s) not reported this survey.

* Listener estimates adjusted for reported broadcast schedule.

+ Station(s) changed call letters - see Page 13.

4-Book: Avg. of current and previous 3 surveys.
2-Book: Avg. of most recent 2 surveys.

Target Listener Estimates

Men 25-54

	Saturday 7PM-MID				Sunday 6AM-10AM				Sunday 10AM-3PM				Sunday 3PM-7PM				Sunday 7PM-MID			
	AQH (00)	Cume (00)	AQH Rtg	AQH Shr	AQH (00)	Cume (00)	AQH Rtg	AQH Shr	AQH (00)	Cume (00)	AQH Rtg	AQH Shr	AQH (00)	Cume (00)	AQH Rtg	AQH Shr	AQH (00)	Cume (00)	AQH Rtg	AQH Shr
KPWR-FM SP '05 4-Book	10 4	24 16	.2 .1	3.4 1.6	2	10	.1	.7	3	11	.1	.5	2	9	.1	.4	1	8		.5
KRCV-FM SP '05 4-Book	6 **	12 **	.1 **	2.1 **	4 **	6 **	.1 **	1.1 **	10 **	39 **	.2 **	1.8 **	6 **	25 **	.1 **	1.3 **	7 **	13 **	.2 **	3.0 **
KROQ-FM SP '05 4-Book	5	20	.1	2.0	3	15	.1	.9	10	37	.2	1.8	10	28	.3	2.5	5	20	.1	2.3
KRTH-FM SP '05 4-Book	4	18	.1	1.5	4	12	.1	1.1	7 8	49 29	.2 .2	1.3 1.6	1 5	14 20	.1	.2 1.3	3 5	30 19	.1 .1	1.3 2.4
KSCA-FM SP '05 4-Book	3 7	15 21	.1 .2	1.0 2.5	5 15	22 36	.1 .4	1.4 4.7	15 15	52 49	.3 .3	2.7 2.7	7 9	27 25	.2 .2	1.6 2.2	2 1	6 8		.9 .5
KSSE-FM SP '05 4-Book					4 2	15 5	.1	1.1 .4	5 4	27 13	.1 .1	.9 .7	3 5	9 12	.1 .2	.7 1.2		2		.1
KTWW-FM SP '05 4-Book	6 4	32 23	.1 .1	2.1 1.6	10 8	37 27	.2 .2	2.7 2.2	15 12	45 30	.3 .3	2.7 2.2	6 6	21 24	.1 .1	1.3 1.4	2 2	8 15		.9 1.0
KWVE-FM SP '05 4-Book	1 4	18 18		.3 1.4	6 9	25 34	.1 .2	1.6 2.6	6 8	24 42	.1 .2	1.1 1.5	3 7	6 17	.1 .2	.7 1.8	2 6	6 19	.1	.9 2.6
KYSR-FM SP '05 4-Book	1 3	6 14		.3 1.2	2	2	.1	.5	1 6	8 21	.2	.2	7	8 14	.2	1.7	1	5		.4
KZLA-FM SP '05 4-Book	3 2	21 9	.1 .1	1.0 .7	2 3	8 11	.5 .1	.8	4 9	23 23	.1 .2	.7 1.8	3 3	16 15	.1 .1	.7 .7	2	4		.8
TOTALS SP '05 4-Book	291 265	982 812	6.8 6.3		369 338	995 912	8.6 8.0		558 531	1380 1283	13.0 12.6		446 417	1062 1012	10.4 9.9		231 224	754 660	5.4 5.3	

** Station(s) not reported this survey.

* Listener estimates adjusted for reported broadcast schedule.

+ Station(s) changed call letters - see Page 13.

4-Book: Avg. of current and previous 3 surveys.
2-Book: Avg. of most recent 2 surveys.

Target Listener Estimates - Men 25-54

Target Listener Trends

Men 35-64																				
Monday-Sunday 6AM-MID				Monday-Friday 6AM-10AM				Monday-Friday 10AM-3PM				Monday-Friday 3PM-7PM				Monday-Friday 7PM-MID				
AQH (00)	Cume (00)	AQH Rtg	AQH Shr	AQH (00)	Cume (00)	AQH Rtg	AQH Shr	AQH (00)	Cume (00)	AQH Rtg	AQH Shr	AQH (00)	Cume (00)	AQH Rtg	AQH Shr	AQH (00)	Cume (00)	AQH Rtg	AQH Shr	
KAEH-FM																				
SP '05	1	30	.2	3	18	.1	.3	3	6	.1	.3	3	12	.1	.4	1	6	.4		
WI '05	3	64	.1	5	40	.1	.5	2	26	.1	.3	2	21	.1	.2	1	20	.4		
FA '04	3	51	.1	6	10	.2	.6	6	51	.2	.7	2	26	.1	.3		5			
SU '04	1	44	.2					1	22	.1	.1	3	23	.1	.4	1	14	.4		
4-Book	2	47	.1	4	17	.1	.4	3	26	.1	.3	3	21	.1	.3	1	11	.3		
SP '04	5	65	.1	4	20	.1	.4	9	36	.3	1.0	8	38	.2	1.0	1	7	.5		
KATY-FM																				
SP '05	5	75	.1	6	35	.2	.6	9	46	.3	1.0	8	44	.2	1.0	1	19	.4		
WI '05	10	57	.3	15	33	.4	1.5	22	51	.6	2.6	13	40	.4	1.6	1	14	.4		
FA '04	7	108	.2	9	56	.3	.9	5	55	.1	.6	8	57	.2	1.0	8	45	.2	3.3	
SU '04	**	**	**	**	**	**	**	**	**	**	**	**	**	**	**	**	**	**	**	**
4-Book	**	**	**	**	**	**	**	**	**	**	**	**	**	**	**	**	**	**	**	**
SP '04	5	75	.1	6	30	.2	.6	5	45	.1	.6	5	42	.1	.6	2	20	.1	.9	
KCAL-AM																				
SP '05	6	38	.2	7	20	.2	.7	9	13	.3	1.0	7	19	.2	.8		7			
WI '05	3	39	.1	2	18	.1	.2	5	31	.1	.6	5	28	.1	.6		7			
FA '04	1	38	.2	3	31	.1	.3	1	20	.1	.1	2	13	.1	.3		6			
SU '04	**	**	**	**	**	**	**	**	**	**	**	**	**	**	**	**	**	**	**	**
4-Book	**	**	**	**	**	**	**	**	**	**	**	**	**	**	**	**	**	**	**	**
SP '04	2	40	.1	3	17	.1	.3	3	11	.1	.3	2	23	.1	.3	1	7	.5		
KCAL-FM																				
SP '05	16	267	.4	15	115	.4	1.6	21	122	.6	2.4	34	206	.9	4.1	12	91	.3	5.0	
WI '05	21	310	.6	31	138	.9	3.2	41	193	1.1	4.8	23	220	.6	2.8	3	45	.1	1.3	
FA '04	13	281	.4	16	104	.4	1.7	19	151	.5	2.2	13	141	.4	1.7	3	55	.1	1.2	
SU '04	26	268	.8	38	168	1.1	4.1	45	161	1.3	5.2	34	154	1.0	4.4	6	44	.2	2.6	
4-Book	19	282	.6	25	131	.7	2.7	32	157	.9	3.7	28	180	.7	3.3	6	59	.2	2.5	
SP '04	28	285	.8	38	188	1.1	3.9	43	169	1.2	4.8	37	159	1.1	4.7	11	68	.3	5.1	
KCXX-FM																				
SP '05	12	155	.3	10	56	.3	1.1	12	58	.3	1.4	20	120	.6	2.4	9	72	.3	3.8	
WI '05	6	116	.2	6	42	.2	.6	7	70	.2	.8	14	85	.4	1.7	3	48	.1	1.3	
FA '04	11	185	.3	16	77	.4	1.7	13	53	.4	1.5	13	86	.4	1.7	5	49	.1	2.0	
SU '04	4	132	.1	4	42	.1	.4	6	67	.2	.7	7	81	.2	.9		16			
4-Book	8	147	.2	9	54	.3	1.0	10	62	.3	1.1	14	93	.4	1.7	4	46	.1	1.8	
SP '04	5	127	.1	5	50	.1	.5	9	66	.3	1.0	5	70	.1	.6	2	36	.1	.9	
+KDAI-FM																				
SP '05	9	132	.3	7	60	.2	.7	18	106	.5	2.1	12	79	.3	1.4	4	27	.1	1.7	
WI '05	6	18	.2	6	11	.2	.6	11	11	.3	1.3	8	11	.2	1.0					
FA '04	**	**	**	**	**	**	**	**	**	**	**	**	**	**	**	**	**	**	**	**
SU '04	**	**	**	**	**	**	**	**	**	**	**	**	**	**	**	**	**	**	**	**
4-Book	**	**	**	**	**	**	**	**	**	**	**	**	**	**	**	**	**	**	**	**
SP '04	3	68	.1	7	46	.2	.7	4	46	.1	.4	1	29	.1	.1	1	22	.5		
KDIF-AM																				
SP '05	5	83	.1	7	49	.2	.7	5	52	.1	.6	5	57	.1	.6	3	27	.1	1.3	
WI '05	1	45	.2	6	29	.2	.6	1	13	.1	.1					1	16	.4		
FA '04	**	**	**	**	**	**	**	**	**	**	**	**	**	**	**	**	**	**	**	**
SU '04	8	56	.2	16	42	.5	1.7	18	34	.5	2.1	4	41	.1	.5	1	8	.4		
4-Book	**	**	**	**	**	**	**	**	**	**	**	**	**	**	**	**	**	**	**	**
SP '04	4	90	.1	9	38	.3	.9	6	57	.2	.7	2	39	.1	.3		7			
KEZY-AM																				
SP '05	2	40	.1	4	9	.1	.4	5	15	.1	.6	1	6	.1	.1		6			
WI '05	1	27	.2	1	14	.1	.1	1	13	.1	.1	1	7	.1	.1	3	13	.1	1.3	
FA '04	1	22	.2	1	11	.1	.1													
SU '04	3	29	.1	9	14	.3	1.0	6	14	.2	.7	2	22	.1	.3					
4-Book	2	30	.1	4	12	.1	.4	3	13	.1	.4	2	13	.1	.2	1	5	.3		
SP '04	**	**	**	**	**	**	**	**	**	**	**	**	**	**	**	**	**	**	**	**

** Station(s) not reported this survey.

* Listener estimates adjusted for reported broadcast schedule.

+ Station(s) changed call letters - see Page 13.

4-Book: Avg. of current and previous 3 surveys.
2-Book: Avg. of most recent 2 surveys.

Target Listener Trends

Men 35-64

	Monday-Sunday 6AM-MID				Monday-Friday 6AM-10AM				Monday-Friday 10AM-3PM				Monday-Friday 3PM-7PM				Monday-Friday 7PM-MID			
	AQH (00)	Cume (00)	AQH Rtg	AQH Shr	AQH (00)	Cume (00)	AQH Rtg	AQH Shr	AQH (00)	Cume (00)	AQH Rtg	AQH Shr	AQH (00)	Cume (00)	AQH Rtg	AQH Shr	AQH (00)	Cume (00)	AQH Rtg	AQH Shr
KFRG-FM																				
SP '05	50	556	1.4	8.1	78	350	2.2	8.3	71	283	2.0	8.2	69	370	1.9	8.3	13	147	.4	5.4
WI '05	39	497	1.1	6.4	57	328	1.6	5.8	62	306	1.7	7.2	48	321	1.3	5.9	11	115	.3	4.8
FA '04	36	458	1.0	6.0	63	282	1.8	6.6	59	281	1.6	6.8	45	273	1.3	5.7	7	95	.2	2.9
SU '04	39	562	1.1	6.5	64	322	1.9	6.9	52	276	1.5	6.0	50	324	1.4	6.5	9	119	.3	3.9
4-Book	41	518	1.2	6.8	66	321	1.9	6.9	61	287	1.7	7.1	53	322	1.5	6.6	10	119	.3	4.3
SP '04	41	481	1.2	6.7	63	258	1.8	6.4	56	253	1.6	6.3	49	277	1.4	6.3	11	116	.3	5.1
KGGI-FM																				
SP '05	26	385	.7	4.2	37	178	1.0	3.9	39	152	1.1	4.5	31	231	.9	3.7	13	138	.4	5.4
WI '05	14	301	.4	2.3	16	109	.4	1.6	13	131	.4	1.5	19	161	.5	2.3	8	91	.2	3.5
FA '04	19	346	.5	3.1	32	167	.9	3.4	22	187	.6	2.5	28	179	.8	3.6	8	94	.2	3.3
SU '04	18	260	.5	3.0	24	118	.7	2.6	25	146	.7	2.9	25	141	.7	3.2	8	71	.2	3.5
4-Book	19	323	.5	3.2	27	143	.8	2.9	25	154	.7	2.9	26	178	.7	3.2	9	99	.3	3.9
SP '04	10	283	.3	1.6	21	204	.6	2.1	14	113	.4	1.6	9	125	.3	1.2	5	67	.1	2.3
KOLA-FM																				
SP '05	20	488	.6	3.2	23	226	.6	2.5	38	274	1.1	4.4	21	199	.6	2.5	7	126	.2	2.9
WI '05	36	504	1.0	5.9	47	297	1.3	4.8	56	294	1.6	6.5	53	317	1.5	6.5	13	114	.4	5.7
FA '04	29	411	.8	4.8	48	175	1.3	5.1	45	212	1.3	5.2	31	218	.9	3.9	8	110	.2	3.3
SU '04	30	462	.9	5.0	36	207	1.0	3.9	57	266	1.6	6.5	40	292	1.2	5.2	8	146	.2	3.5
4-Book	29	466	.8	4.7	39	226	1.1	4.1	49	262	1.4	5.7	36	257	1.1	4.5	9	124	.3	3.9
SP '04	39	513	1.1	6.3	44	280	1.3	4.5	67	226	1.9	7.5	43	282	1.2	5.5	6	109	.2	2.8
KTDD-AM																				
SP '05	4	37	.1	.6	9	25	.3	1.0	6	19	.2	.7	4	24	.1	.5	1	26		.4
WI '05	2	36	.1	.3	4	36	.1	.4	3	36	.1	.3	1	15		.1				
FA '04	1	31	.2	.1	1	7		.1	1	11		.1	4	31	.1	.5		5		
SU '04	7	94	.2	1.2	8	47	.2	.9	9	55	.3	1.0	7	44	.2	.9	2	22	.1	.9
4-Book	4	50	.1	.6	6	29	.2	.6	5	30	.2	.5	4	29	.1	.5	1	13		.3
SP '04	5	93	.1	.8	6	51	.2	.6	9	59	.3	1.0	5	49	.1	.6		5		
KWIE-FM																				
SP '05	4	135	.1	.6	8	58	.2	.9	6	43	.2	.7	5	74	.1	.6	3	19	.1	1.3
WI '05	4	108	.1	.7	5	48	.1	.5	4	37	.1	.5	4	47	.1	.5	3	40	.1	1.3
FA '04	4	150	.1	.7	2	52	.1	.2	3	76	.1	.3	6	91	.2	.8	5	32	.1	2.0
SU '04	7	110	.2	1.2	12	66	.3	1.3	9	76	.3	1.0	6	66	.2	.8	7	17	.2	3.0
4-Book	5	126	.1	.8	7	56	.2	.7	6	58	.2	.6	5	70	.2	.7	5	27	.1	1.9
SP '04	11	150	.3	1.8	16	75	.5	1.6	16	87	.5	1.8	13	69	.4	1.7	7	64	.2	3.3
KXRS-FM																				
SP '05	2	49	.1	.3	1	13		.1		11		.1	2	5	.1	.2	3	26	.1	1.3
WI '05	2	68	.1	.3	1	12		.1	5	49	.1	.6	4	18	.1	.5		13		
FA '04	2	34	.1	.3	2	10	.1	.2	3	19	.1	.3	1	20		.1	1	10		.4
SU '04	5	55	.1	.8	14	41	.4	1.5	7	19	.2	.8	2	27	.1	.3	2	14	.1	.9
4-Book	3	52	.1	.4	5	19	.1	.5	4	25	.1	.4	2	18	.1	.3	2	16	.1	.7
SP '04	3	33	.1	.5	6	20	.2	.6	5	13	.1	.6	2	26	.1	.3	1	20		.5
KXSB-FM																				
SP '05	10	102	.3	1.6	14	64	.4	1.5	18	58	.5	2.1	10	59	.3	1.2	3	12	.1	1.3
WI '05	8	96	.2	1.3	9	36	.3	.9	7	53	.2	.8	10	59	.3	1.2	2	31	.1	.9
FA '04	3	85	.1	.5	2	30	.1	.2	5	50	.1	.6	6	51	.2	.8	1	15		.4
SU '04	6	85	.2	1.0	13	44	.4	1.4	6	36	.2	.7	7	36	.2	.9	3	29	.1	1.3
4-Book	7	92	.2	1.1	10	44	.3	1.0	9	49	.3	1.1	8	51	.3	1.0	2	22	.1	1.0
SP '04	6	129	.2	1.0	5	54	.1	.5	8	47	.2	.9	5	29	.1	.6	7	36	.2	3.3
KABC-AM																				
SP '05	9	112	.3	1.5	1	28		.1	19	74	.5	2.2	16	63	.4	1.9	7	27	.2	2.9
WI '05	3	83	.1	.5	3	20	.1	.3	9	66	.3	1.0		22		.1	1	15		.4
FA '04	10	148	.3	1.7	13	51	.4	1.4	21	87	.6	2.4	8	77	.2	1.0	4	44	.1	1.6
SU '04	5	111	.1	.8	2	24	.1	.2	13	57	.4	1.5	1	23		.1	6	24	.2	2.6
4-Book	7	114	.2	1.1	5	31	.2	.5	16	71	.5	1.8	7	46	.2	.8	5	28	.1	1.9
SP '04	9	134	.3	1.5	9	59	.3	.9	26	89	.8	2.9	13	83	.4	1.7	1	14		.5

Target Listener Trends - Men 35-64

** Station(s) not reported this survey.

* Listener estimates adjusted for reported broadcast schedule.

+ Station(s) changed call letters - see Page 13.

4-Book: Avg. of current and previous 3 surveys.
2-Book: Avg. of most recent 2 surveys.

Target Listener Trends

Men 35-64																				
Monday-Sunday 6AM-MID				Monday-Friday 6AM-10AM				Monday-Friday 10AM-3PM				Monday-Friday 3PM-7PM				Monday-Friday 7PM-MID				
AQH (00)	Cume (00)	AQH Rtg	AQH Shr	AQH (00)	Cume (00)	AQH Rtg	AQH Shr	AQH (00)	Cume (00)	AQH Rtg	AQH Shr	AQH (00)	Cume (00)	AQH Rtg	AQH Shr	AQH (00)	Cume (00)	AQH Rtg	AQH Shr	
KBIG-FM																				
SP '05	7	154	.2	1.1	6	39	.2	.6	13	67	.4	1.5	12	86	.3	1.4	3	30	.1	1.3
WI '05	6	105	.2	1.0	12	47	.3	1.2	14	42	.4	1.6	4	46	.1	.5	1	16		.4
FA '04	5	123	.1	.8	6	64	.2	.6	4	47	.1	.5	3	28	.1	.4	3	38	.1	1.2
SU '04	11	151	.3	1.8	18	78	.5	1.9	22	83	.6	2.5	9	72	.3	1.2	1	34		.4
4-Book	7	133	.2	1.2	11	57	.3	1.1	13	60	.4	1.5	7	58	.2	.9	2	30	.1	.8
SP '04	10	185	.3	1.6	10	80	.3	1.0	14	86	.4	1.6	15	129	.4	1.9	5	58	.1	2.3
KCBS-FM																				
SP '05	26	517	.7	4.2	39	234	1.1	4.2	35	264	1.0	4.1	29	293	.8	3.5	7	119	.2	2.9
WI '05	31	410	.9	5.1	44	121	1.2	4.5	51	216	1.4	5.9	33	236	.9	4.0	14	141	.4	6.1
FA '04	22	359	.6	3.6	32	124	.9	3.4	44	182	1.2	5.1	26	202	.7	3.3	2	63	.1	.8
SU '04	29	404	.8	4.9	39	197	1.1	4.2	45	228	1.3	5.2	31	253	.9	4.0	11	85	.3	4.8
4-Book	27	423	.8	4.5	39	169	1.1	4.1	44	223	1.2	5.1	30	246	.8	3.7	9	102	.3	3.7
SP '04	20	332	.6	3.2	24	158	.7	2.5	36	191	1.0	4.0	34	210	1.0	4.4	5	65	.1	2.3
KFI -AM																				
SP '05	64	686	1.8	10.4	131	496	3.7	14.0	87	376	2.4	10.1	92	412	2.6	11.0	25	150	.7	10.5
WI '05	66	746	1.8	10.8	109	515	3.0	11.2	85	397	2.4	9.9	106	563	3.0	13.0	31	157	.9	13.5
FA '04	48	614	1.3	7.9	112	434	3.1	11.8	59	347	1.6	6.8	62	403	1.7	7.9	18	132	.5	7.3
SU '04	46	594	1.3	7.7	88	413	2.5	9.5	61	367	1.8	7.0	63	331	1.8	8.1	28	120	.8	12.2
4-Book	56	660	1.6	9.2	110	465	3.1	11.6	73	372	2.1	8.5	110	427	2.3	10.0	26	140	.7	10.9
SP '04	54	516	1.6	8.8	107	365	3.1	10.9	71	275	2.1	8.0	72	314	2.1	9.2	22	165	.6	10.3
KFWB-AM																				
SP '05	2	112	.1	.3	6	59	.2	.6	3	70	.1	.3	4	56	.1	.5		8		
WI '05	**	**	**	**	**	**	**	**	**	**	**	**	**	**	**	**	**	**	**	**
FA '04	3	97	.1	.5	2	31	.1	.2	5	48	.1	.6	6	44	.2	.8	2	25	.1	.8
SU '04	5	167	.1	.8	5	65	.1	.5	6	74	.2	.7	15	116	.4	1.9	4	59	.1	1.7
4-Book	**	**	**	**	**	**	**	**	**	**	**	**	**	**	**	**	**	**	**	**
SP '04	3	77	.1	.5	4	36	.1	.4	3	25	.1	.3	5	36	.1	.6	2	14	.1	.9
KHHT-FM																				
SP '05	16	159	.4	2.6	16	90	.4	1.7	20	84	.6	2.3	27	117	.8	3.2	13	77	.4	5.4
WI '05	13	200	.4	2.1	17	95	.5	1.7	12	93	.3	1.4	18	89	.5	2.2	12	65	.3	5.2
FA '04	10	196	.3	1.7	12	99	.3	1.3	9	97	.3	1.0	12	89	.3	1.5	3	46	.1	1.2
SU '04	11	161	.3	1.8	12	80	.3	1.3	20	81	.6	2.3	13	54	.4	1.7	5	54	.1	2.2
4-Book	13	179	.4	2.1	14	91	.4	1.5	15	89	.5	1.8	18	87	.5	2.2	8	61	.2	3.5
SP '04	6	152	.2	1.0	6	65	.2	.6	12	85	.3	1.3	3	57	.1	.4	1	27		.5
KIIS-FM																				
SP '05	4	168	.1	.6	5	68	.1	.5	3	65	.1	.3	7	67	.2	.8	1	45		.4
WI '05	5	146	.1	.8	10	75	.3	1.0	7	81	.2	.8	6	64	.2	.7	1	29		.4
FA '04	6	155	.2	1.0	9	69	.3	.9	7	76	.2	.8	9	68	.3	1.1	2	36	.1	.8
SU '04	3	129	.1	.5	5	72	.1	.5	4	53	.1	.5	3	32	.1	.4	1	36		.4
4-Book	5	150	.1	.7	7	71	.2	.7	5	69	.2	.6	6	58	.2	.8	1	37		.5
SP '04	7	171	.2	1.1	13	97	.4	1.3	6	52	.2	.7	7	79	.2	.9	4	47	.1	1.9
KKBT-FM																				
SP '05	5	107	.1	.8	16	47	.4	1.7	6	76	.2	.7	3	31	.1	.4		19	.1	1.7
WI '05	6	125	.2	1.0	17	80	.5	1.7	4	22	.1	.5	9	65	.3	1.1	4	35		.4
FA '04	3	130	.1	.5	5	67	.1	.5	3	65	.1	.3	7	63	.2	.9	1	17		1.3
SU '04	4	61	.1	.7	3	25	.1	.3	3	30	.1	.3	6	38	.2	.8	3	17	.1	1.3
4-Book	5	108	.1	.8	10	55	.3	1.1	4	48	.1	.5	6	49	.2	.8	2	18	.1	.9
SP '04	6	88	.2	1.0	13	68	.4	1.3	5	20	.1	.6	8	43	.2	1.0	2	27	.1	.9
KLAC-AM																				
SP '05	6	150	.2	1.0	7	57	.2	.7	16	106	.4	1.9	9	69	.3	1.1	1	22		.4
WI '05	4	83	.1	.7	4	18	.1	.4	8	29	.2	.9	8	64	.2	1.0	2	16	.1	.9
FA '04	2	45	.1	.3	4	21	.1	.4	2	14	.1	.2	1	7		.1		8		
SU '04	**	**	**	**	**	**	**	**	**	**	**	**	**	**	**	**	**	**	**	**
4-Book	**	**	**	**	**	**	**	**	**	**	**	**	**	**	**	**	**	**	**	**
SP '04	2	78	.1	.3	3	20	.1	.3	2	15	.1	.2	2	23	.1	.3	1	23		.5

** Station(s) not reported this survey.

* Listener estimates adjusted for reported broadcast schedule.

+ Station(s) changed call letters - see Page 13.

4-Book: Avg. of current and previous 3 surveys.
2-Book: Avg. of most recent 2 surveys.

Target Listener Trends

Men 35-64

Target Listener Trends - Men 35-64

	Monday-Sunday 6AM-MID				Monday-Friday 6AM-10AM				Monday-Friday 10AM-3PM				Monday-Friday 3PM-7PM				Monday-Friday 7PM-MID			
	AQH (00)	Cume (00)	AQH Rtg	AQH Shr	AQH (00)	Cume (00)	AQH Rtg	AQH Shr	AQH (00)	Cume (00)	AQH Rtg	AQH Shr	AQH (00)	Cume (00)	AQH Rtg	AQH Shr	AQH (00)	Cume (00)	AQH Rtg	AQH Shr
KLAX-FM																				
SP '05	14	208	.4	2.3	27	119	.8	2.9	19	95	.5	2.2	14	87	.4	1.7	5	53	.1	2.1
WI '05	6	116	.2	1.0	13	64	.4	1.3	3	53	.1	.3	11	83	.3	1.3	2	36	.1	.9
FA '04	8	99	.2	1.3	10	42	.3	1.1	7	35	.2	.8	10	70	.3	1.3	7	34	.2	2.9
SU '04	10	174	.3	1.7	24	100	.7	2.6	8	77	.2	.9	10	60	.3	1.3	3	26	.1	1.3
4-Book	10	149	.3	1.6	19	81	.6	2.0	9	65	.3	1.1	11	75	.3	1.4	4	37	.1	1.8
SP '04	17	221	.5	2.8	33	145	1.0	3.4	19	134	.5	2.1	18	103	.5	2.3	5	71	.1	2.3
KLOS-FM																				
SP '05	27	407	.8	4.4	48	243	1.3	5.1	41	179	1.1	4.7	35	257	1.0	4.2	9	74	.3	3.8
WI '05	35	424	1.0	5.7	86	295	2.4	8.8	43	200	1.2	5.0	36	208	1.0	4.4	15	71	.4	6.6
FA '04	28	446	.8	4.6	54	244	1.5	5.7	49	218	1.4	5.7	31	241	.9	3.9	8	87	.2	3.3
SU '04	26	401	.8	4.4	67	215	1.9	7.2	34	150	1.0	3.9	24	168	.7	3.1	8	77	.2	3.5
4-Book	29	420	.9	4.8	64	249	1.8	6.7	42	187	1.2	4.8	32	219	.9	3.9	10	77	.3	4.3
SP '04	30	422	.9	4.9	82	283	2.4	8.4	34	206	1.0	3.8	38	226	1.1	4.9	5	61	.1	2.3
KLSX-FM																				
SP '05	10	158	.3	1.6	15	63	.4	1.6	21	68	.6	2.4	13	50	.4	1.6	2	19	.1	.8
WI '05	24	323	.7	3.9	43	172	1.2	4.4	46	164	1.3	5.3	41	235	1.1	5.0	5	92	.1	2.2
FA '04	28	354	.8	4.6	46	168	1.3	4.8	46	176	1.3	5.3	60	252	1.7	7.6	7	46	.2	2.9
SU '04	13	255	.4	2.2	32	145	.9	3.4	19	135	.5	2.2	20	115	.6	2.6	2	32	.1	.9
4-Book	19	273	.6	3.1	34	137	1.0	3.6	33	136	.9	3.8	34	163	1.0	4.2	4	47	.1	1.7
SP '04	22	239	.6	3.6	43	108	1.2	4.4	25	85	.7	2.8	44	178	1.3	5.6	7	50	.2	3.3
KLVE-FM																				
SP '05	14	238	.4	2.3	16	100	.4	1.7	23	126	.6	2.7	17	102	.5	2.0	7	54	.2	2.9
WI '05	8	186	.2	1.3	14	110	.4	1.4	6	62	.2	.7	10	80	.3	1.2	6	58	.2	2.6
FA '04	18	277	.5	3.0	32	118	.9	3.4	30	134	.8	3.5	19	88	.5	2.4	7	45	.2	2.9
SU '04	14	242	.4	2.3	21	120	.6	2.3	15	113	.4	1.7	25	134	.7	3.2	6	74	.2	2.6
4-Book	14	236	.4	2.2	21	112	.6	2.2	19	109	.5	2.2	18	101	.5	2.2	7	58	.2	2.8
SP '04	14	256	.4	2.3	21	99	.6	2.1	16	111	.5	1.8	23	162	.7	3.0	4	86	.1	1.9
KLYY-FM																				
SP '05	24	331	.7	3.9	29	168	.8	3.1	38	178	1.1	4.4	33	173	.9	4.0	5	87	.1	2.1
WI '05	26	367	.7	4.3	35	175	1.0	3.6	29	228	.8	3.4	46	231	1.3	5.6	7	45	.2	3.1
FA '04	11	238	.3	1.8	7	66	.2	.7	12	99	.3	1.4	13	88	.4	1.7	14	86	.4	5.7
SU '04	21	306	.6	3.5	22	120	.6	2.4	38	181	1.1	4.4	23	171	.7	3.0	9	85	.3	3.9
4-Book	21	311	.6	3.4	23	132	.7	2.5	29	172	.8	3.4	29	166	.8	3.6	9	76	.3	3.7
SP '04	23	411	.7	3.7	26	183	.8	2.7	33	236	1.0	3.7	38	199	1.1	4.9	10	87	.3	4.7
KMXE-AM																				
SP '05	7	48	.2	1.1	12	33	.3	1.3	9	24	.3	1.0	11	36	.3	1.3	2	15	.1	.8
WI '05	**	**	**	**	**	**	**	**	**	**	**	**	**	**	**	**	**	**	**	**
FA '04	6	58	.2	1.0	6	39	.2	.6	10	49	.3	1.2	6	41	.2	.8	7	17	.2	2.9
SU '04	**	**	**	**	**	**	**	**	**	**	**	**	**	**	**	**	**	**	**	**
4-Book	**	**	**	**	**	**	**	**	**	**	**	**	**	**	**	**	**	**	**	**
SP '04	4	44	.1	.6	6	24	.2	.6	7	33	.2	.8	5	13	.1	.6	3	13	.1	1.4
KMZT-FM																				
SP '05	6	90	.2	1.0	1	25		.1	9	42	.3	1.0	9	56	.3	1.1	5	40	.1	2.1
WI '05	2	47	.1	.3					3	15	.1	.3	4	15	.1	.5	1	24		.4
FA '04	1	29		.2	1	7		.1		5			1	13		.1				
SU '04	6	94	.2	1.0	12	56	.3	1.3	6	39	.2	.7	7	36	.2	.9	2	38	.1	.9
4-Book	4	65	.1	.6	4	22	.1	.4	5	25	.2	.5	5	30	.2	.7	2	26	.1	.9
SP '04	14	123	.4	2.3	16	72	.5	1.6	30	70	.9	3.4	16	102	.5	2.1				
KNX -AM																				
SP '05	17	332	.5	2.8	26	168	.7	2.8	16	137	.4	1.9	24	153	.7	2.9	12	65	.3	5.0
WI '05	10	348	.3	1.6	16	116	.4	1.6	11	143	.3	1.3	17	190	.5	2.1	2	45	.1	.9
FA '04	19	362	.5	3.1	37	190	1.0	3.9	25	145	.7	2.9	26	192	.7	3.3	2	70	.1	.8
SU '04	14	308	.4	2.3	24	196	.7	2.6	15	162	.4	1.7	25	175	.7	3.2	6	94	.2	2.6
4-Book	15	338	.4	2.5	26	168	.7	2.7	17	147	.5	2.0	23	178	.7	2.9	6	69	.2	2.3
SP '04	12	351	.3	1.9	24	212	.7	2.5	12	163	.3	1.3	20	212	.6	2.6	6	130	.2	2.8

** Station(s) not reported this survey.

* Listener estimates adjusted for reported broadcast schedule.

+ Station(s) changed call letters - see Page 13.

4-Book: Avg. of current and previous 3 surveys.
2-Book: Avg. of most recent 2 surveys.

Target Listener Trends

Men 35-64																				
Monday-Sunday 6AM-MID				Monday-Friday 6AM-10AM				Monday-Friday 10AM-3PM				Monday-Friday 3PM-7PM				Monday-Friday 7PM-MID				
AQH (00)	Cume (00)	AQH Rtg	AQH Shr	AQH (00)	Cume (00)	AQH Rtg	AQH Shr	AQH (00)	Cume (00)	AQH Rtg	AQH Shr	AQH (00)	Cume (00)	AQH Rtg	AQH Shr	AQH (00)	Cume (00)	AQH Rtg	AQH Shr	
KOST-FM																				
SP '05	13	277	.4	2.1	16	130	.4	1.7	11	120	.3	1.3	17	109	.5	2.0	10	76	.3	4.2
WI '05	16	264	.4	2.6	22	116	.6	2.3	28	143	.8	3.2	15	94	.4	1.8	11	61	.3	4.8
FA '04	16	278	.4	2.6	27	158	.8	2.8	13	93	.4	1.5	15	91	.4	1.9	13	92	.4	5.3
SU '04	17	234	.5	2.8	17	121	.5	1.8	34	141	1.0	3.9	30	168	.9	3.9	4	54	.1	1.7
4-Book	16	263	.4	2.5	21	131	.6	2.2	22	124	.6	2.5	19	116	.6	2.4	10	71	.3	4.0
SP '04	8	158	.2	1.3	11	122	.3	1.1	16	84	.5	1.8	11	71	.3	1.4	1	29		.5
KPLM-FM																				
SP '05	4	40	.1	.6	8	40	.2	.9	10	35	.3	1.2	4	28	.1	.5		5		
WI '05	2	34	.1	.3	4	21	.1	.4	2	6	.1	.2	4	27	.1	.5	2	15	.1	.9
FA '04	**	**	**	**	**	**	**	**	**	**	**	**	**	**	**	**	**	**	**	**
SU '04	**	**	**	**	**	**	**	**	**	**	**	**	**	**	**	**	**	**	**	**
4-Book	**	**	**	**	**	**	**	**	**	**	**	**	**	**	**	**	**	**	**	**
SP '04		22							1	6		.1	1	16		.1		6		
KPWR-FM																				
SP '05	1	44		.2	1	20		.1	1	31		.1	1	17		.1		14		
WI '05	7	112	.2	1.1	14	48	.4	1.4	10	43	.3	1.2	10	79	.3	1.2	2	29	.1	.9
FA '04	2	84	.1	.3	3	30	.1	.3	2	36	.1	.2	2	40	.1	.3		6		
SU '04		28							1	13		.1	1	21		.1				
4-Book	3	67	.1	.4	5	25	.1	.5	4	31	.1	.4	4	39	.1	.4	1	12		.2
SP '04	1	57		.2	1	29		.1	2	16		.2	1	30		.1	1	13		.5
KRCV-FM																				
SP '05	6	97	.2	1.0	7	36	.2	.7	9	54	.3	1.0	5	37	.1	.6	2	24	.1	.8
WI '05	2	44	.1	.3	3	19	.1	.3					1	25		.1	3	20	.1	1.3
FA '04	**	**	**	**	**	**	**	**	**	**	**	**	**	**	**	**	**	**	**	**
SU '04	9	58	.3	1.5	17	37	.5	1.8	13	37	.4	1.5	7	22	.2	.9	4	21	.1	1.7
4-Book	**	**	**	**	**	**	**	**	**	**	**	**	**	**	**	**	**	**	**	**
SP '04	3	80	.1	.5	4	48	.1	.4	3	17	.1	.3	2	26	.1	.3	2	26	.1	.9
KROQ-FM																				
SP '05	3	129	.1	.5	6	52	.2	.6	3	53	.1	.3	3	67	.1	.4	1	24		.4
WI '05	12	144	.3	2.0	19	67	.5	1.9	19	86	.5	2.2	10	75	.3	1.2	4	29	.1	1.7
FA '04	10	188	.3	1.7	26	150	.7	2.7	12	85	.3	1.4	10	99	.3	1.3	5	36	.1	2.0
SU '04	12	159	.3	2.0	16	100	.5	1.7	22	62	.6	2.5	14	94	.4	1.8	1	8		.4
4-Book	9	155	.3	1.6	17	92	.5	1.7	14	72	.4	1.6	9	84	.3	1.2	3	24	.1	1.1
SP '04	11	142	.3	1.8	14	75	.4	1.4	13	64	.4	1.5	13	58	.4	1.7	7	31	.2	3.3
KRTH-FM																				
SP '05	12	282	.3	1.9	21	105	.6	2.2	19	122	.5	2.2	14	116	.4	1.7	2	49	.1	.8
WI '05	9	256	.3	1.5	6	87	.2	.6	20	130	.6	2.3	8	117	.2	1.0	2	44	.1	.9
FA '04	8	272	.2	1.3	10	114	.3	1.1	6	116	.2	.7	12	118	.3	1.5	5	98	.1	2.0
SU '04	19	266	.5	3.2	25	144	.7	2.7	24	140	.7	2.8	20	139	.6	2.6	8	68	.2	3.5
4-Book	12	269	.3	2.0	16	113	.5	1.7	17	127	.5	2.0	14	123	.4	1.7	4	65	.1	1.8
SP '04	12	246	.3	1.9	18	105	.5	1.8	13	109	.4	1.5	18	124	.5	2.3	3	15	.1	1.4
KSCA-FM																				
SP '05	16	232	.4	2.6	41	191	1.1	4.4	19	96	.5	2.2	22	124	.6	2.6	1	21		.4
WI '05	17	248	.5	2.8	43	130	1.2	4.4	12	97	.3	1.4	20	112	.6	2.5	4	37	.1	1.7
FA '04	16	176	.4	2.6	33	103	.9	3.5	22	94	.6	2.5	17	90	.5	2.2	3	51	.1	1.2
SU '04	23	269	.7	3.9	54	160	1.6	5.8	29	149	.8	3.3	21	121	.6	2.7	7	41	.2	3.0
4-Book	18	231	.5	3.0	43	146	1.2	4.5	21	109	.6	2.4	20	112	.6	2.5	4	38	.1	1.6
SP '04	13	213	.4	2.1	38	138	1.1	3.9	12	83	.3	1.3	8	78	.2	1.0	2	26	.1	.9
KSSE-FM																				
SP '05	5	97	.1	.8	14	54	.4	1.5	4	29	.1	.5	9	39	.3	1.1	1	13		.4
WI '05	2	66	.1	.3	4	40	.1	.4	2	28	.1	.2	3	35	.1	.4		6		
FA '04	3	76	.1	.5	8	42	.2	.8	3	28	.1	.3	3	33	.1	.4		9		
SU '04	5	70	.1	.8	4	28	.1	.4	8	41	.2	.9	7	29	.2	.9	3	23	.1	1.3
4-Book	4	77	.1	.6	8	41	.2	.8	4	32	.1	.5	6	34	.2	.7	1	13		.4
SP '04	4	107	.1	.6	5	29	.1	.5	6	37	.2	.7	2	36	.1	.3	2	53	.1	.9

** Station(s) not reported this survey.

* Listener estimates adjusted for reported broadcast schedule.

+ Station(s) changed call letters - see Page 13.

4-Book: Avg. of current and previous 3 surveys.
2-Book: Avg. of most recent 2 surveys.

Target Listener Trends

Men 35-64

	Monday-Sunday 6AM-MID				Monday-Friday 6AM-10AM				Monday-Friday 10AM-3PM				Monday-Friday 3PM-7PM				Monday-Friday 7PM-MID			
	AQH (00)	Cume (00)	AQH Rtg	AQH Shr	AQH (00)	Cume (00)	AQH Rtg	AQH Shr	AQH (00)	Cume (00)	AQH Rtg	AQH Shr	AQH (00)	Cume (00)	AQH Rtg	AQH Shr	AQH (00)	Cume (00)	AQH Rtg	AQH Shr
KTWV-FM																				
SP '05	14	247	.4	2.3	25	147	.7	2.7	19	119	.5	2.2	23	134	.6	2.8	3	42	.1	1.3
WI '05	25	253	.7	4.1	37	109	1.0	3.8	51	151	1.4	5.9	32	137	.9	3.9	8	74	.2	3.5
FA '04	25	344	.7	4.1	42	196	1.2	4.4	46	182	1.3	5.3	25	154	.7	3.2	8	80	.2	3.3
SU '04	17	318	.5	2.8	19	145	.5	2.0	32	168	.9	3.7	16	185	.5	2.1	7	98	.2	3.0
4-Book	20	291	.6	3.3	31	149	.9	3.2	37	155	1.0	4.3	24	153	.7	3.0	7	74	.2	2.8
SP '04	12	264	.3	1.9	14	129	.4	1.4	14	98	.4	1.6	12	106	.3	1.5	12	57	.3	5.6
KWVE-FM																				
SP '05	11	158	.3	1.8	21	102	.6	2.2	13	94	.4	1.5	20	114	.6	2.4	1	33		.4
WI '05	9	188	.3	1.5	24	141	.7	2.5	9	100	.3	1.0	11	77	.3	1.3	2	42	.1	.9
FA '04	16	237	.4	2.6	25	148	.7	2.6	21	125	.6	2.4	19	147	.5	2.4	7	63	.2	2.9
SU '04	17	177	.5	2.8	34	128	1.0	3.7	24	89	.7	2.8	23	97	.7	3.0	7	41	.2	3.0
4-Book	13	190	.4	2.2	26	130	.8	2.8	17	102	.5	1.9	18	109	.5	2.3	4	45	.1	1.8
SP '04	10	196	.3	1.6	27	120	.8	2.8	12	72	.3	1.3	10	75	.3	1.3	2	32	.1	.9
KYSR-FM																				
SP '05	2	42	.1	.3	2	21	.1	.2	3	34	.1	.3	2	22	.1	.2	1	14		.4
WI '05	1	68		.2	2	9	.1	.2	1	30		.1	3	33	.1	.4				
FA '04	1	38		.2	3	34	.1	.3	2	13	.1	.2	1	14		.1				
SU '04	5	80	.1	.8	1	17		.1	3	41	.1	.3	4	32	.1	.5	2	30	.1	.9
4-Book	2	57	.1	.4	2	20	.1	.2	2	30	.1	.2	3	25	.1	.3	1	11		.3
SP '04	2	69	.1	.3		16			6	27	.2	.7		8			2	18	.1	.9
KZLA-FM																				
SP '05	3	117	.1	.5	4	50	.1	.4	5	34	.1	.6	4	51	.1	.5		8		
WI '05	4	142	.1	.7	3	55	.1	.3	2	57	.1	.2	8	78	.2	1.0	2	32	.1	.9
FA '04	7	119	.2	1.2	13	43	.4	1.4	13	59	.4	1.5	7	77	.2	.9	1	27		.4
SU '04	6	116	.2	1.0	4	36	.1	.4	7	56	.2	.8	10	63	.3	1.3	2	26	.1	.9
4-Book	5	124	.2	.9	6	46	.2	.6	7	52	.2	.8	7	67	.2	.9	1	23		.6
SP '04	7	144	.2	1.1	8	84	.2	.8	15	69	.4	1.7	5	57	.1	.6	2	45	.1	.9
TOTALS																				
SP '05	617	3391	17.2		938	2854	26.2		864	2531	24.1		835	2929	23.3		239	1593	6.7	
WI '05	610	3383	17.0		975	2809	27.2		862	2534	24.1		816	2869	22.8		229	1424	6.4	
FA '04	604	3425	16.9		950	2864	26.5		867	2607	24.2		785	2836	21.9		245	1485	6.8	
SU '04	597	3302	17.3		930	2767	26.9		872	2528	25.2		775	2713	22.4		230	1419	6.7	
4-Book	607	3375	17.1		948	2824	26.7		866	2550	24.4		803	2837	22.6		236	1480	6.7	
SP '04	616	3315	17.8		979	2818	28.3		892	2447	25.8		779	2754	22.5		214	1421	6.2	

** Station(s) not reported this survey.

* Listener estimates adjusted for reported broadcast schedule.

+ Station(s) changed call letters - see Page 13.

4-Book: Avg. of current and previous 3 surveys.
2-Book: Avg. of most recent 2 surveys.

Target Listener Trends - Men 35-64

Target Listener Estimates

Men 35-64																				
Monday-Friday 6AM-7PM				Weekend 6AM-MID				Saturday 6AM-10AM				Saturday 10AM-3PM				Saturday 3PM-7PM				
AQH (00)	Cume (00)	AQH Rtg	AQH Shr	AQH (00)	Cume (00)	AQH Rtg	AQH Shr	AQH (00)	Cume (00)	AQH Rtg	AQH Shr	AQH (00)	Cume (00)	AQH Rtg	AQH Shr	AQH (00)	Cume (00)	AQH Rtg	AQH Shr	
KAEH-FM																				
SP '05	2	24	.1	.2		6										1	6	.2	.2	
4-Book	3	38	.1	.3	1	18	.1	.3				1	6	.1	.2	1	3	.1	.1	
KATY-FM																				
SP '05	8	69	.2	.9	2	23	.1	.5	1	5	.2	4	23	.1	.6	3	9	.1	.6	
4-Book	**	**	**	**	**	**	**	**	**	**	**	**	**	**	**	**	**	**	**	
KCAL-AM																				
SP '05	7	32	.2	.8	6	32	.2	1.5	11	19	.3	1.9	11	19	.3	1.6	6	7	.2	1.2
4-Book	**	**	**	**	**	**	**	**	**	**	**	**	**	**	**	**	**	**	**	
KCAL-FM																				
SP '05	23	239	.6	2.6	7	110	.2	1.7	9	24	.3	1.6	12	56	.3	1.8	7	37	.2	1.4
4-Book	28	246	.8	3.2	12	121	.4	3.2	12	36	.4	2.5	20	57	.5	3.2	16	43	.5	3.3
KCXX-FM																				
SP '05	14	142	.4	1.6	12	84	.3	2.9	11	28	.3	1.9	22	50	.6	3.3	9	15	.3	1.9
4-Book	11	120	.3	1.2	7	73	.2	1.7	6	19	.2	1.3	10	37	.3	1.6	9	23	.3	1.8
+KDAI-FM																				
SP '05	13	120	.4	1.5	4	86	.1	1.0	4	13	.1	.7	13	59	.4	1.9	13	35	.4	2.7
4-Book	**	**	**	**	**	**	**	**	**	**	**	**	**	**	**	**	**	**	**	
KDIF-AM																				
SP '05	6	76	.2	.7	4	43	.1	1.0	7	21	.2	1.2	13	28	.4	1.9	6	6	.2	1.2
4-Book	**	**	**	**	**	**	**	**	**	**	**	**	**	**	**	**	**	**	**	
KEZY-AM																				
SP '05	3	21	.1	.3	2	26	.1	.5					4	6	.1	.6				
4-Book	3	23	.1	.3	1	16	.1	.3	2	4	.1	.5	2	5	.1	.3		2	.1	
KFRG-FM																				
SP '05	72	519	2.0	8.2	36	301	1.0	8.8	45	127	1.3	7.8	71	132	2.0	10.6	48	127	1.3	9.9
4-Book	60	460	1.7	6.9	29	266	.8	7.3	32	101	.9	6.3	52	122	1.5	7.9	33	88	.9	6.9
KGGI-FM																				
SP '05	36	327	1.0	4.1	17	202	.5	4.2	26	60	.7	4.5	19	53	.5	2.8	29	70	.8	6.0
4-Book	26	272	.7	3.0	14	166	.4	3.7	13	41	.4	2.5	16	52	.5	2.5	24	65	.7	5.1
KOLA-FM																				
SP '05	28	380	.8	3.2	15	223	.4	3.7	14	49	.4	2.4	23	83	.6	3.4	15	42	.4	3.1
4-Book	42	382	1.2	4.8	19	229	.5	4.9	24	81	.6	4.9	41	111	1.2	6.4	21	76	.6	4.5
KTDD-AM																				
SP '05	6	30	.2	.7	2	19	.1	.5	6	8	.2	1.0	5	13	.1	.7				
4-Book	5	44	.2	.5	2	28	.1	.6	4	10	.1	.7	6	14	.2	1.0	3	6	.1	.6
KWIE-FM																				
SP '05	7	119	.2	.8	2	40	.1	.5	6	15	.2	1.0	2	9	.1	.3	3	12	.1	.6
4-Book	6	107	.2	.7	4	56	.1	.9	5	15	.2	1.0	2	10	.1	.4	3	16	.1	.7
KXRS-FM																				
SP '05	1	29	.1	.4	2	29	.1	.5	2	7	.1	.3	2	5	.1	.3	3	5	.1	.6
4-Book	4	40	.1	.4	2	26	.1	.6	3	9	.1	.5	3	7	.1	.4	2	4	.1	.4
KXSB-FM																				
SP '05	14	95	.4	1.6	6	46	.2	1.5	6	15	.2	1.0	16	27	.4	2.4	2	9	.1	.4
4-Book	9	79	.3	1.0	6	49	.2	1.4	6	15	.2	1.3	14	34	.4	2.1	5	15	.2	1.1
KABC-AM																				
SP '05	13	90	.4	1.5	3	38	.1	.7	4	14	.1	.7	6	24	.2	.9	3	14	.1	.6
4-Book	10	93	.3	1.1	2	29	.1	.5	2	5	.1	.3	4	13	.1	.6	3	13	.1	.6
KBIG-FM																				
SP '05	11	129	.3	1.3	5	94	.1	1.2	5	20	.1	.9	15	28	.4	2.2	6	24	.2	1.2
4-Book	11	105	.3	1.2	5	67	.2	1.2	5	15	.2	1.1	12	29	.4	1.9	4	14	.1	.8

** Station(s) not reported this survey.

* Listener estimates adjusted for reported broadcast schedule.

+ Station(s) changed call letters - see Page 13.

4-Book: Avg. of current and previous 3 surveys.
2-Book: Avg. of most recent 2 surveys.

Target Listener Estimates

Target Listener Estimates - Men 35-64

Men 35-64																				
Monday-Friday 6AM-7PM				Weekend 6AM-MID				Saturday 6AM-10AM				Saturday 10AM-3PM				Saturday 3PM-7PM				
AQH (00)	Cume (00)	AQH Rtg	AQH Shr	AQH (00)	Cume (00)	AQH Rtg	AQH Shr	AQH (00)	Cume (00)	AQH Rtg	AQH Shr	AQH (00)	Cume (00)	AQH Rtg	AQH Shr	AQH (00)	Cume (00)	AQH Rtg	AQH Shr	
KCBS-FM																				
SP '05	34	436	.9	3.9	26	258	.7	6.4	28	70	.8	4.9	46	132	1.3	6.9	37	65	1.0	7.6
4-Book	38	352	1.1	4.3	20	214	.6	5.2	21	64	.6	4.2	39	111	1.1	6.0	38	89	1.1	7.9
KFI -AM																				
SP '05	102	659	2.8	11.6	21	258	.6	5.2	48	140	1.3	8.4	15	58	.4	2.2	19	72	.5	3.9
4-Book	87	633	2.4	9.9	21	236	.6	5.5	44	111	1.3	9.0	25	81	.7	3.7	16	50	.5	3.3
KFWB-AM																				
SP '05	4	99	.1	.5	**	18	**	**	**	**	**	**	1	5	.1	.1	2	11	.1	.4
4-Book	**	**	**	**	**	**	**	**	**	**	**	**	**	**	**	**	**	**	**	**
KHHT-FM																				
SP '05	21	137	.6	2.4	9	95	.3	2.2	6	11	.2	1.0	11	35	.3	1.6	6	25	.2	1.2
4-Book	16	148	.4	1.8	9	76	.3	2.4	6	16	.2	1.3	16	35	.5	2.5	12	34	.4	2.7
KIIS-FM																				
SP '05	5	114	.1	.6	5	102	.1	1.2	6	27	.2	1.0	8	25	.2	1.2	6	27	.2	1.2
4-Book	6	112	.2	.7	4	78	.1	1.0	4	15	.1	.9	8	36	.2	1.2	5	21	.2	1.1
KKBT-FM																				
SP '05	8	92	.2	.9	4	63	.1	1.0	2	5	.1	.3	6	19	.2	.9	6	31	.2	1.2
4-Book	7	94	.2	.8	3	43	.1	.8	4	9	.1	.7	7	23	.2	1.1	4	17	.1	.9
KLAC-AM																				
SP '05	11	142	.3	1.3	1	20	**	.2	**	**	**	**	**	**	**	**	5	14	.1	1.0
4-Book	**	**	**	**	**	**	**	**	**	**	**	**	**	**	**	**	**	**	**	**
KLAX-FM																				
SP '05	20	185	.6	2.3	10	106	.3	2.5	27	47	.8	4.7	22	51	.6	3.3	12	30	.3	2.5
4-Book	13	136	.4	1.5	6	75	.2	1.6	12	26	.3	2.3	11	33	.3	1.7	8	22	.2	1.7
KLOS-FM																				
SP '05	41	389	1.1	4.7	14	174	.4	3.4	9	30	.3	1.6	17	40	.5	2.5	7	15	.2	1.4
4-Book	45	378	1.3	5.2	13	165	.4	3.2	15	43	.5	3.1	23	76	.7	3.5	16	48	.5	3.4
KLSX-FM																				
SP '05	17	135	.5	1.9	3	40	.1	.7	4	5	.1	.7	1	6	.1	.1	6	22	.2	1.2
4-Book	33	256	1.0	3.8	3	52	.1	.7	4	12	.1	.8	2	9	.3	.3	5	16	.2	1.0
KLVE-FM																				
SP '05	19	185	.5	2.2	11	113	.3	2.7	16	48	.4	2.8	10	36	.3	1.5	22	42	.6	4.5
4-Book	19	202	.6	2.2	9	106	.3	2.4	13	44	.4	2.6	12	38	.4	1.9	10	26	.3	2.0
KLYY-FM																				
SP '05	33	280	.9	3.8	20	208	.6	4.9	33	73	.9	5.7	48	118	1.3	7.2	23	67	.6	4.7
4-Book	27	261	.8	3.1	16	187	.5	4.1	18	50	.5	3.6	28	81	.8	4.3	23	65	.6	4.7
KMXE-AM																				
SP '05	11	48	.3	1.3	5	17	.1	1.2	2	9	.1	.3	9	17	.3	1.3	8	17	.2	1.6
4-Book	**	**	**	**	**	**	**	**	**	**	**	**	**	**	**	**	**	**	**	**
KMZT-FM																				
SP '05	7	72	.2	.8	6	43	.2	1.5	3	11	.1	.5	9	21	.3	1.3	7	16	.2	1.4
4-Book	4	48	.1	.5	3	33	.1	.8	4	7	.1	.8	4	13	.1	.6	2	6	.1	.5
KNX -AM																				
SP '05	21	276	.6	2.4	13	166	.4	3.2	25	60	.7	4.4	14	64	.4	2.1	13	30	.4	2.7
4-Book	21	282	.6	2.4	11	153	.3	2.7	15	52	.4	3.0	18	59	.5	2.8	12	41	.4	2.5
KOST-FM																				
SP '05	15	194	.4	1.7	12	164	.3	2.9	19	53	.5	3.3	19	68	.5	2.8	6	29	.2	1.2
4-Book	21	205	.6	2.4	11	138	.3	2.8	16	42	.4	3.2	21	68	.6	3.3	13	36	.4	2.7
KPLM-FM																				
SP '05	7	40	.2	.8	2	25	.1	.5	6	13	.2	1.0	3	8	.1	.4	4	8	.1	.8
4-Book	**	**	**	**	**	**	**	**	**	**	**	**	**	**	**	**	**	**	**	**

** Station(s) not reported this survey.

* Listener estimates adjusted for reported broadcast schedule.

+ Station(s) changed call letters - see Page 13.

4-Book: Avg. of current and previous 3 surveys.
2-Book: Avg. of most recent 2 surveys.

Target Listener Estimates

		Men 35-64																					
		Monday-Friday 6AM-7PM				Weekend 6AM-MID				Saturday 6AM-10AM				Saturday 10AM-3PM				Saturday 3PM-7PM					
		AQH (00)	Cume (00)	AQH Rtg	AQH Shr	AQH (00)	Cume (00)	AQH Rtg	AQH Shr	AQH (00)	Cume (00)	AQH Rtg	AQH Shr	AQH (00)	Cume (00)	AQH Rtg	AQH Shr	AQH (00)	Cume (00)	AQH Rtg	AQH Shr		
KPWR-FM																							
SP '05		1	44	.1	.1	1	19	.2	.2	1	4	.1	.2	1	7	.1	.1	3	8	.1	.6		
4-Book		4	62	.1	.4	2	30	.1	.5	1	4	.1	.2	3	12	.1	.5	4	14	.1	.8		
KRCV-FM																							
SP '05		7	73	.2	.8	5	55	.1	1.2	2	7	.1	.3	5	13	.1	.7	2	6	.1	.4		
4-Book		**	**	**	**	**	**	**	**	**	**	**	**	**	**	**	**	**	**	**	**		
KROQ-FM																							
SP '05		4	106	.1	.5	1	59	.2	.2	2	5	.1	.3	1	13	.1	.1	2	9	.1	.4		
4-Book		13	142	.4	1.5	7	72	.2	1.7	8	25	.3	1.8	11	24	.3	1.7	8	20	.2	1.6		
KRTH-FM																							
SP '05		18	222	.5	2.1	7	138	.2	1.7	9	38	.3	1.6	16	65	.4	2.4	10	30	.3	2.1		
4-Book		16	222	.5	1.8	11	140	.3	2.8	11	37	.3	2.3	22	73	.6	3.3	16	49	.5	3.3		
KSCA-FM																							
SP '05		27	218	.8	3.1	7	80	.2	1.7	27	54	.8	4.7	16	48	.4	2.4	4	13	.1	.8		
4-Book		27	206	.8	3.2	11	123	.3	2.9	37	75	1.1	7.7	17	47	.5	2.7	9	23	.3	2.0		
KSSE-FM																							
SP '05		9	78	.3	1.0	2	33	.1	.5	7	12	.2	1.2	2	6	.1	.3	5	13	.1	1.0		
4-Book		6	65	.2	.7	2	28	.1	.5	3	9	.1	.6	5	13	.2	.8	3	9	.1	.6		
KTWV-FM																							
SP '05		22	209	.6	2.5	9	124	.3	2.2	17	50	.5	3.0	19	54	.5	2.8	11	38	.3	2.3		
4-Book		31	248	.9	3.6	11	161	.4	2.9	11	39	.3	2.3	24	83	.7	3.7	12	49	.3	2.4		
KWVE-FM																							
SP '05		18	135	.5	2.1	7	72	.2	1.7	14	37	.4	2.4	4	17	.1	.6	7	20	.2	1.4		
4-Book		20	174	.6	2.3	8	86	.2	2.0	12	30	.3	2.5	7	28	.2	1.1	7	23	.2	1.5		
KYSR-FM																							
SP '05		2	34	.1	.2		23							2	15	.1	.3						
4-Book		2	40	.1	.2	3	28	.1	.8	2	4	.1	.4	7	10	.2	1.0	5	6	.2	1.0		
KZLA-FM																							
SP '05		5	81	.1	.6	3	63	.1	.7	8	30	.2	1.4	3	15	.1	.4	4	22	.1	.8		
4-Book		7	100	.2	.8	5	60	.2	1.3	4	17	.1	.8	8	26	.2	1.2	7	26	.2	1.4		
TOTALS																							
SP '05		878	3349	24.5		407	2693	11.4		574	1412	16.0		669	1588	18.7		485	1204	13.5			
4-Book		872	3323	24.6		385	2571	10.9		490	1251	13.8		651	1533	18.4		473	1170	13.3			

** Station(s) not reported this survey.

* Listener estimates adjusted for reported broadcast schedule.

+ Station(s) changed call letters - see Page 13.

4-Book: Avg. of current and previous 3 surveys.
2-Book: Avg. of most recent 2 surveys.

Target Listener Estimates

Men 35-64

	Saturday 7PM-MID				Sunday 6AM-10AM				Sunday 10AM-3PM				Sunday 3PM-7PM				Sunday 7PM-MID			
	AQH (00)	Cume (00)	AQH Rtg	AQH Shr	AQH (00)	Cume (00)	AQH Rtg	AQH Shr	AQH (00)	Cume (00)	AQH Rtg	AQH Shr	AQH (00)	Cume (00)	AQH Rtg	AQH Shr	AQH (00)	Cume (00)	AQH Rtg	AQH Shr
KAEH-FM SP '05 4-Book	1	4	.1	.5	1	2	.3		3	11	.1	.7	1	4	.2		1	6	.1	.8
KATY-FM SP '05 4-Book	**	**	**	**	**	6	.1	.6	**	8	.1	.4	**	**	**	**	**	5	**	.6
KCAL-AM SP '05 4-Book	1	7	.5		2	7	.1	.6	11	19	.3	2.4	4	13	.1	1.0	**	**	**	**
KCAL-FM SP '05 4-Book	13	31	.4	6.0	3	8	.1	.9	8	37	.2	1.7	5	23	.1	1.3	2	8	.1	1.2
KCXX-FM SP '05 4-Book	4	15	.1	1.8	10	22	.3	3.1	22	36	.6	4.8	18	28	.5	4.7	4	26	.1	2.3
+KDAI-FM SP '05 4-Book	2	21	.1	.9	**	**	**	**	**	**	**	**	**	**	**	**	**	6	**	.6
KDIF-AM SP '05 4-Book	2	6	.1	.9	2	14	.1	.6	4	13	.1	.9	1	6	.3		1	6	**	.6
KEZY-AM SP '05 4-Book		2		.1	2	5	.1	.8	7	20	.2	1.5	5	14	.1	1.3				
KFRG-FM SP '05 4-Book	17	46	.5	7.8	26	86	.7	8.0	40	106	1.1	8.7	30	98	.8	7.8	11	48	.3	6.4
KGGI-FM SP '05 4-Book	12	58	.3	5.5	10	39	.3	3.1	14	49	.4	3.1	20	58	.6	5.2	12	47	.3	7.0
KOLA-FM SP '05 4-Book	17	34	.5	7.8	11	41	.3	3.4	15	57	.4	3.3	21	63	.6	5.4	4	35	.1	2.3
KTDD-AM SP '05 4-Book					2	11	.1	.6	1	13		.2					3	11	.1	.6
KWIE-FM SP '05 4-Book	5	14	.1	2.2	2	4	.1	.5	3	12	.1	.6	2	12	.1	.5	3	8		
KXRS-FM SP '05 4-Book	1	5	.5		4	7	.1	1.2	1	7	.2		7	7	.2	1.8	1	5		.6
KXSB-FM SP '05 4-Book	2	9	.1	1.0	2	5	.1	.7	2	8	.1	.5	3	6	.1	.8	1	4		.6
KXSB-FM SP '05 4-Book	2	5		.8	6	6	.2	1.9	5	13	.1	1.1	10	13	.3	2.6				
KABC-AM SP '05 4-Book	2	5	.1	.9	2	5	.1	.6	3	13	.1	.7	3	14	.1	.8	2	5	.1	1.2
KBIG-FM SP '05 4-Book	1	3	.1	.5	2	4	.1	.5	3	13	.1	.7	1	7	.4		1	3		.5
KBIG-FM SP '05 4-Book	2	19	.1	.9	6	17	.2	1.9	1	14	.2		3	12	.1	.8	3	16	.1	1.8
KBIG-FM 4-Book	4	15	.2	2.0	4	11	.1	1.3	3	17	.1	.7	4	12	.1	1.2	3	10	.1	1.5

Target Listener Estimates - Men 35-64

** Station(s) not reported this survey.

* Listener estimates adjusted for reported broadcast schedule.

+ Station(s) changed call letters - see Page 13.

4-Book: Avg. of current and previous 3 surveys.
2-Book: Avg. of most recent 2 surveys.

Target Listener Estimates

Men 35-64																					
Saturday 7PM-MID				Sunday 6AM-10AM				Sunday 10AM-3PM				Sunday 3PM-7PM				Sunday 7PM-MID					
AQH (00)	Cume (00)	AQH Rtg	AQH Shr	AQH (00)	Cume (00)	AQH Rtg	AQH Shr	AQH (00)	Cume (00)	AQH Rtg	AQH Shr	AQH (00)	Cume (00)	AQH Rtg	AQH Shr	AQH (00)	Cume (00)	AQH Rtg	AQH Shr		
KCBS-FM																					
SP '05	12	55	.3	5.5	12	27	.3	3.7	33	102	.9	7.2	29	61	.8	7.5	8	47	.2	4.7	
4-Book	12	50	.3	5.9	9	26	.3	2.9	20	56	.6	4.5	15	45	.4	4.2	9	29	.3	5.2	
KFI -AM																					
SP '05	30	83	.8	13.8	7	20	.2	2.2	6	26	.2	1.3	22	44	.6	5.7	21	70	.6	12.3	
4-Book	15	38	.4	7.1	20	47	.6	6.6	18	55	.5	4.0	16	47	.4	4.3	20	53	.6	11.3	
KFWB-AM																					
SP '05								1	8		.2		5								
4-Book	**	**	**	**	**	**	**	**	**	**	**	**	**	**	**	**	**	**	**		
KHHT-FM																					
SP '05	2	9	.1	.9	10	20	.3	3.1	7	27	.2	1.5	13	52	.4	3.4	15	33	.4	8.8	
4-Book	5	12	.2	2.3	5	14	.2	1.5	10	21	.3	2.3	12	37	.3	3.3	9	19	.2	4.9	
KIIS-FM																					
SP '05	3	14	.1	1.4	3	14	.1	.9	4	20	.1	.9	5	24	.1	1.3	3	20	.1	1.8	
4-Book	2	7	.1	.9	2	10	.1	.5	4	20	.1	1.0	5	18	.1	1.3	1	7		.6	
KKBT-FM																					
SP '05	1	7		.5	4	11	.1	1.2	6	32	.2	1.3	3	17	.1	.8					
4-Book	4	11	.1	1.9	1	5		.4	2	13	.1	.4	2	9	.1	.4		2			
KLAC-AM																					
SP '05	1	14		.5	1	6		.3	2	6	.1	.4									
4-Book	**	**	**	**	**	**	**	**	**	**	**	**	**	**	**	**	**	**	**		
KLAX-FM																					
SP '05	3	20	.1	1.4	3	6	.1	.9	3	6	.1	.7	4	12	.1	1.0	8	15	.2	4.7	
4-Book	3	16	.1	1.6	3	10	.1	1.1	5	15	.2	1.1	6	14	.2	1.6	4	12	.1	2.0	
KLOS-FM																					
SP '05	15	34	.4	6.9	12	38	.3	3.7	24	100	.7	5.2	20	50	.6	5.2	9	33	.3	5.3	
4-Book	7	20	.2	3.4	7	27	.2	2.3	17	60	.5	3.6	11	30	.3	3.0	6	23	.2	3.6	
KLSX-FM																					
SP '05	1	8		.5	8	22	.2	2.5	1	8		.2	3	8	.1	.8	1	6		.6	
4-Book	3	11	.1	1.3	4	15	.1	1.4	1	7		.3	4	10	.1	1.1	1	5		.4	
KLVE-FM																					
SP '05	9	29	.3	4.1	11	24	.3	3.4	17	31	.5	3.7					1	6		.6	
4-Book	5	19	.2	2.5	8	23	.2	2.6	12	23	.4	2.7	6	15	.2	1.8	7	17	.2	3.7	
KLYY-FM																					
SP '05	7	53	.2	3.2	12	38	.3	3.7	9	35	.3	2.0	18	32	.5	4.7	7	26	.2	4.1	
4-Book	9	35	.3	4.4	12	33	.3	3.7	14	47	.4	3.3	13	36	.4	3.6	7	24	.2	4.3	
KMXE-AM																					
SP '05					2	9	.1	.6	10	17	.3	2.2	7	9	.2	1.8					
4-Book	**	**	**	**	**	**	**	**	**	**	**	**	**	**	**	**	**	**	**		
KMZT-FM																					
SP '05	8	20	.2	3.7	5	13	.1	1.5	5	5	.1	1.1	5	5	.1	1.3	3	5	.1	1.8	
4-Book	3	12	.1	1.5	3	7	.1	1.0	2	5	.1	.5	4	7	.1	1.0	2	7	.1	1.0	
KNX -AM																					
SP '05	10	20	.3	4.6	21	62	.6	6.5	11	42	.3	2.4	2	14	.1	.5	7	37	.2	4.1	
4-Book	4	16	.1	2.1	12	37	.3	3.7	15	42	.4	3.3	6	24	.2	1.7	3	17	.1	1.5	
KOST-FM																					
SP '05	5	22	.1	2.3	12	34	.3	3.7	21	70	.6	4.6	11	38	.3	2.8	7	21	.2	4.1	
4-Book	4	19	.1	2.0	8	23	.2	2.6	13	44	.4	2.9	8	28	.2	2.3	4	16	.1	2.1	
KPLM-FM																					
SP '05										5								1	7		.6
4-Book	**	**	**	**	**	**	**	**	**	**	**	**	**	**	**	**	**	**	**		

** Station(s) not reported this survey.

* Listener estimates adjusted for reported broadcast schedule.

+ Station(s) changed call letters - see Page 13.

4-Book: Avg. of current and previous 3 surveys.
2-Book: Avg. of most recent 2 surveys.

Target Listener Estimates

Men 35-64

	Saturday 7PM-MID				Sunday 6AM-10AM				Sunday 10AM-3PM				Sunday 3PM-7PM				Sunday 7PM-MID			
	AQH (00)	Cume (00)	AQH Rtg	AQH Shr	AQH (00)	Cume (00)	AQH Rtg	AQH Shr	AQH (00)	Cume (00)	AQH Rtg	AQH Shr	AQH (00)	Cume (00)	AQH Rtg	AQH Shr	AQH (00)	Cume (00)	AQH Rtg	AQH Shr
KPWR-FM SP '05 4-Book	1	5	.3		1	5	.3		2	3	.1	.3	1	4	.4		1	4	.3	
KRCV-FM SP '05 4-Book	**	**	**	**	**	**	**	**	**	**	**	**	**	**	**	**	**	**	**	**
KROQ-FM SP '05 4-Book	4	11	.1	1.9	2	7	.1	.6	8	27	.2	1.8	7	13	.2	2.0	4	13	.1	2.1
KRTH-FM SP '05 4-Book	3	19	.1	1.6	6	23	.2	1.9	12	41	.4	2.7	10	29	.3	2.7	6	21	.2	3.1
KSCA-FM SP '05 4-Book	4	15	.1	2.0	12	21	.3	4.1	9	27	.3	2.0	4	14	.1	1.2	1	2	.1	1.2
KSSE-FM SP '05 4-Book					1	4		.3	1	6		.2	4	9		1.2				
KTWV-FM SP '05 4-Book	3	19	.1	1.5	10	35	.3	3.3	15	36	.4	3.3	11	37	.3	3.1	4	24	.1	2.1
KWVE-FM SP '05 4-Book	3	15	.1	1.5	11	35	.3	3.5	7	40	.2	1.6	9	27	.3	2.5	5	18	.2	2.9
KYSR-FM SP '05 4-Book	2	8		.7	2	2	.1	.7	3	10	.1	.7	5	10	.2	1.5	1	4		.4
KZLA-FM SP '05 4-Book	3	26	.1	1.4	4	15	.1	1.4	11	24	.3	2.7	4	16	.1	1.0	1	2		.3
TOTALS																				
SP '05	218	762	6.1		324	886	9.1		458	1172	12.8		386	880	10.8		171	605	4.8	
4-Book	206	641	5.8		298	827	8.4		447	1101	12.6		358	850	10.1		176	530	5.0	

** Station(s) not reported this survey.

* Listener estimates adjusted for reported broadcast schedule.

+ Station(s) changed call letters - see Page 13.

4-Book: Avg. of current and previous 3 surveys.
2-Book: Avg. of most recent 2 surveys.

Target Listener Estimates - Men 35-64

Target Listener Trends

	Women 12-24																			
	Monday-Sunday 6AM-MID				Monday-Friday 6AM-10AM				Monday-Friday 10AM-3PM				Monday-Friday 3PM-7PM				Monday-Friday 7PM-MID			
	AQH (00)	Cume (00)	AQH Rtg	AQH Shr	AQH (00)	Cume (00)	AQH Rtg	AQH Shr	AQH (00)	Cume (00)	AQH Rtg	AQH Shr	AQH (00)	Cume (00)	AQH Rtg	AQH Shr	AQH (00)	Cume (00)	AQH Rtg	AQH Shr
KAEH-FM																				
SP '05	3	95	.1	1.0	4	40	.2	1.2	2	19	.1	.7	2	36	.1	.5	4	40	.2	1.6
WI '05	9	127	.4	3.3	5	25	.2	1.5	8	61	.4	3.1	15	69	.7	4.0	9	77	.4	4.1
FA '04	9	163	.4	3.2	16	95	.8	4.9	5	43	.2	1.7	11	87	.5	3.2	6	63	.3	2.7
SU '04	2	61	.1	.8	4	23	.2	1.5	4	43	.2	1.2	1	12		.3				
4-Book	6	112	.3	2.1	7	46	.4	2.3	5	42	.2	1.7	7	51	.3	2.0	5	45	.2	2.1
SP '04	5	64	.2	1.9	4	32	.2	1.2	4	37	.2	1.4	8	52	.4	2.5	5	35	.2	2.3
KATY-FM																				
SP '05	1	45		.3	1	22		.3	1	23		.3	2	23	.1	.5		6		
WI '05	1	30		.4	1	6		.3	2	6	.1	.8		12				12		
FA '04	3	67	.1	1.1	2	32	.1	.6	4	36	.2	1.4	6	56	.3	1.8	3	24	.1	1.4
SU '04	**	**	**	**	**	**	**	**	**	**	**	**	**	**	**	**	**	**	**	**
4-Book	**	**	**	**	**	**	**	**	**	**	**	**	**	**	**	**	**	**	**	**
SP '04	1	25		.4		12			4	25	.2	1.4	1	12		.3		6		
KCAL-AM																				
SP '05		23				11				13			1	10		.3				
WI '05		15				8								7						
FA '04		6				6				6				6						
SU '04	**	**	**	**	**	**	**	**	**	**	**	**	**	**	**	**	**	**	**	**
4-Book	**	**	**	**	**	**	**	**	**	**	**	**	**	**	**	**	**	**	**	**
SP '04		6				6														
KCAL-FM																				
SP '05	11	256	.5	3.7	10	118	.5	3.0	8	118	.4	2.6	17	160	.8	4.6	7	121	.3	2.9
WI '05	11	283	.5	4.0	12	142	.6	3.6	6	82	.3	2.4	15	174	.7	4.0	12	104	.6	5.5
FA '04	9	236	.4	3.2	10	124	.5	3.1	9	100	.4	3.1	8	76	.4	2.3	7	76	.3	3.2
SU '04	9	287	.4	3.4	8	87	.4	3.1	10	166	.5	3.0	9	142	.4	2.9	7	102	.3	3.7
4-Book	10	266	.5	3.6	10	118	.5	3.2	8	117	.4	2.8	12	138	.6	3.5	8	101	.4	3.8
SP '04	14	308	.7	5.2	14	142	.7	4.3	8	151	.4	2.8	19	128	.9	5.9	17	104	.8	8.0
KCXX-FM																				
SP '05	9	254	.4	3.0	12	132	.6	3.6	6	127	.3	2.0	9	149	.4	2.5	8	124	.4	3.3
WI '05	9	341	.4	3.3	8	142	.4	2.4	13	191	.6	5.1	12	202	.6	3.2	7	103	.3	3.2
FA '04	5	205	.2	1.8	5	74	.2	1.5	8	97	.4	2.8	7	101	.3	2.0	5	56	.2	2.3
SU '04	9	282	.4	3.4	8	103	.4	3.1	11	170	.5	3.3	9	165	.4	2.9	10	90	.5	5.3
4-Book	8	271	.4	2.9	8	113	.4	2.7	10	146	.5	3.3	9	154	.4	2.7	8	93	.4	3.5
SP '04	8	266	.4	3.0	7	116	.3	2.1	4	83	.2	1.4	12	145	.6	3.7	10	127	.5	4.7
+KDAI-FM																				
SP '05	8	140	.4	2.7	8	61	.4	2.4	10	48	.5	3.3	6	73	.3	1.6	6	70	.3	2.5
WI '05	3	67	.1	1.1	3	36	.1	.9	3	19	.1	1.2	3	24	.1	.8	2	19	.1	.9
FA '04	**	**	**	**	**	**	**	**	**	**	**	**	**	**	**	**	**	**	**	**
SU '04	**	**	**	**	**	**	**	**	**	**	**	**	**	**	**	**	**	**	**	**
4-Book	**	**	**	**	**	**	**	**	**	**	**	**	**	**	**	**	**	**	**	**
SP '04		25			1	18		.3		7				5				5		
KDIF-AM																				
SP '05	3	42	.1	1.0	5	35	.2	1.5	3	24	.1	1.0	2	24	.1	.5	2	18	.1	.8
WI '05	1	26		.4	1	14		.3	1	6		.4	1	13		.3				
FA '04	**	**	**	**	**	**	**	**	**	**	**	**	**	**	**	**	**	**	**	**
SU '04	1	13		.4		9			2	4	.1	.6	1	4		.3	1	4		.5
4-Book	**	**	**	**	**	**	**	**	**	**	**	**	**	**	**	**	**	**	**	**
SP '04		13			1	6		.3					1	7		.3				
KEZY-AM																				
SP '05	2	10	.1	.7	2	10	.1	.6	2	5	.1	.7	2	5	.1	.5	1	5		.4
WI '05	3	42	.1	1.1	6	20	.3	1.8	1	14		.4	6	27	.3	1.6	3	6	.1	1.4
FA '04		6				6														
SU '04	3	9	.1	1.1	3	9	.1	1.1	5	9	.2	1.5	2	9	.1	.6	2	5	.1	1.1
4-Book	2	17	.1	.7	3	11	.1	.9	2	7	.1	.7	3	10	.1	.7	2	4	.1	.7
SP '04	**	**	**	**	**	**	**	**	**	**	**	**	**	**	**	**	**	**	**	**

** Station(s) not reported this survey.

* Listener estimates adjusted for reported broadcast schedule.

+ Station(s) changed call letters - see Page 13.

4-Book: Avg. of current and previous 3 surveys.
2-Book: Avg. of most recent 2 surveys.

Target Listener Trends

Women 12-24

	Monday-Sunday 6AM-MID				Monday-Friday 6AM-10AM				Monday-Friday 10AM-3PM				Monday-Friday 3PM-7PM				Monday-Friday 7PM-MID			
	AQH (00)	Cume (00)	AQH Rtg	AQH Shr	AQH (00)	Cume (00)	AQH Rtg	AQH Shr	AQH (00)	Cume (00)	AQH Rtg	AQH Shr	AQH (00)	Cume (00)	AQH Rtg	AQH Shr	AQH (00)	Cume (00)	AQH Rtg	AQH Shr
KFRG-FM																				
SP '05	8	219	.4	2.7	7	95	.3	2.1	8	140	.4	2.6	10	122	.5	2.7	6	54	.3	2.5
WI '05	8	216	.4	2.9	10	106	.5	3.0	3	59	.1	1.2	8	135	.4	2.1	8	98	.4	3.7
FA '04	13	175	.6	4.6	15	83	.7	4.6	16	88	.8	5.5	16	115	.8	4.7	7	74	.3	3.2
SU '04	12	245	.6	4.5	11	125	.5	4.2	17	138	.8	5.1	15	150	.7	4.8	4	71	.2	2.1
4-Book	10	214	.5	3.7	11	102	.5	3.5	11	106	.5	3.6	12	131	.6	3.6	6	74	.3	2.9
SP '04	9	234	.4	3.4	12	109	.6	3.7	12	105	.6	4.2	12	123	.6	3.7	3	46	.1	1.4
KGGI-FM																				
SP '05	55	1040	2.6	18.5	68	617	3.2	20.3	41	517	1.9	13.5	61	584	2.9	16.7	55	517	2.6	22.6
WI '05	45	971	2.1	16.3	49	507	2.3	14.7	30	365	1.4	11.8	68	672	3.2	18.2	39	380	1.8	17.9
FA '04	56	1023	2.6	20.0	60	527	2.8	18.5	49	468	2.3	17.0	65	626	3.1	19.0	49	504	2.3	22.2
SU '04	40	994	2.0	15.0	37	475	1.8	14.2	51	575	2.5	15.2	48	552	2.4	15.2	31	452	1.5	16.5
4-Book	49	1007	2.3	17.5	54	532	2.5	16.9	43	481	2.0	14.4	61	609	2.9	17.3	44	463	2.1	19.8
SP '04	44	1047	2.2	16.4	49	538	2.4	15.0	34	504	1.7	12.0	53	550	2.6	16.5	48	522	2.4	22.5
KOLA-FM																				
SP '05	2	98	.1	.7	2	17	.1	.6	2	50	.1	.7	2	40	.1	.5	1	33		.4
WI '05	4	149	.2	1.4	6	64	.3	1.8	5	67	.2	2.0	5	62	.2	1.3	2	38	.1	.9
FA '04	2	93	.1	.7	4	38	.2	1.2	2	20	.1	.7	5	45	.2	1.5	1	25		.5
SU '04	5	214	.2	1.9	4	65	.2	1.5	7	104	.3	2.1	4	97	.2	1.3	3	51	.1	1.6
4-Book	3	139	.2	1.2	4	46	.2	1.3	4	60	.2	1.4	4	61	.2	1.2	2	37	.1	.9
SP '04	6	208	.3	2.2	6	65	.3	1.8	8	65	.4	2.8	10	112	.5	3.1	3	31	.1	1.4
KTDD-AM																				
SP '05		6								6										
WI '05																				
FA '04		5				5				5										
SU '04		6								6										
4-Book		4				1				4										
SP '04		11																11		
KVIE-FM																				
SP '05	29	627	1.4	9.8	23	333	1.1	6.9	29	326	1.4	9.6	38	370	1.8	10.4	27	348	1.3	11.1
WI '05	33	703	1.6	12.0	42	359	2.0	12.6	24	302	1.1	9.4	51	488	2.4	13.7	31	351	1.5	14.2
FA '04	21	594	1.0	7.5	20	264	.9	6.2	16	307	.8	5.5	34	365	1.6	9.9	24	273	1.1	10.9
SU '04	27	601	1.3	10.2	29	313	1.4	11.1	31	307	1.5	9.2	35	381	1.7	11.1	17	239	.8	9.0
4-Book	28	631	1.3	9.9	29	317	1.4	9.2	25	311	1.2	8.4	40	401	1.9	11.3	25	303	1.2	11.3
SP '04	31	574	1.5	11.6	38	336	1.9	11.7	28	281	1.4	9.9	44	374	2.2	13.7	22	293	1.1	10.3
KXRS-FM																				
SP '05	3	39	.1	1.0	2	18	.1	.6	5	13	.2	1.7	3	19	.1	.8	5	24	.2	2.1
WI '05	1	19		.4		6			1	6		.4	1	7		.3		7		
FA '04	1	60		.4	1	16		.3	3	40	.1	1.0		23			2	34	.1	.9
SU '04		17								4			1	8		.3	1	6		.5
4-Book	1	34		.5	1	10		.2	2	16	.1	.8	1	14		.4	2	18	.1	.9
SP '04	3	41	.1	1.1	2	11	.1	.6	3	13	.1	1.1	3	13	.1	.9	3	23	.1	1.4
KXSB-FM																				
SP '05	4	117	.2	1.3	3	47	.1	.9	8	43	.4	2.6	5	55	.2	1.4	3	45	.1	1.2
WI '05	7	161	.3	2.5	9	61	.4	2.7	8	72	.4	3.1	8	95	.4	2.1	5	56	.2	2.3
FA '04	12	139	.6	4.3	14	76	.7	4.3	9	89	.4	3.1	10	68	.5	2.9	5	64	.2	2.3
SU '04	6	79	.3	2.3	4	37	.2	1.5	9	38	.4	2.7	6	24	.3	1.9	4	23	.2	2.1
4-Book	7	124	.4	2.6	8	55	.4	2.4	9	61	.4	2.9	7	61	.4	2.1	4	47	.2	2.0
SP '04	6	102	.3	2.2	10	63	.5	3.1	11	60	.5	3.9	6	71	.3	1.9	2	28	.1	.9
KABC-AM																				
SP '05		13																7		
WI '05																				
FA '04																				
SU '04																				
4-Book		3																2		
SP '04																				

Target Listener Trends - Women 12-24

** Station(s) not reported this survey.

* Listener estimates adjusted for reported broadcast schedule.

+ Station(s) changed call letters - see Page 13.

4-Book: Avg. of current and previous 3 surveys.
2-Book: Avg. of most recent 2 surveys.

Target Listener Trends

Women 12-24																				
Monday-Sunday 6AM-MID				Monday-Friday 6AM-10AM				Monday-Friday 10AM-3PM				Monday-Friday 3PM-7PM				Monday-Friday 7PM-MID				
AQH (00)	Cume (00)	AQH Rtg	AQH Shr	AQH (00)	Cume (00)	AQH Rtg	AQH Shr	AQH (00)	Cume (00)	AQH Rtg	AQH Shr	AQH (00)	Cume (00)	AQH Rtg	AQH Shr	AQH (00)	Cume (00)	AQH Rtg	AQH Shr	
KBIG-FM																				
SP '05	3	91	.1	1.0	3	28	.1	.9	5	35	.2	1.7	2	29	.1	.5	1	24	.4	
WI '05	2	98	.1	.7	3	31	.1	.9	1	25	.4		4	30	.2	1.1	3	19	.1	
FA '04		54				4			1	27	.3		1	20		.3				
SU '04	2	148	.1	.8	2	42	.1	.8	4	77	.2	1.2	2	56	.1	.6	1	44	.5	
4-Book	2	98	.1	.6	2	26	.1	.7	3	41	.1	.9	2	34	.1	.6	1	22	.6	
SP '04	4	96	.2	1.5	6	35	.3	1.8	7	47	.3	2.5	5	36	.2	1.6	2	37	.1	
KCBS-FM																				
SP '05	3	81	.1	1.0	3	6	.1	.9	7	23	.3	2.3	4	30	.2	1.1	1	18	.4	
WI '05	1	67		.4		11			3	23	.1	1.2	1	30		.3		6		
FA '04	1	43		.4	2	20	.1	.6	1	14		.3	4	30	.2	1.2		14		
SU '04	2	64	.1	.8	2	22	.1	.8	4	43	.2	1.2	4	30	.2	1.3	1	32	.5	
4-Book	2	64	.1	.7	2	15	.1	.6	4	26	.2	1.3	3	30	.2	1.0	1	18	.2	
SP '04	2	132	.1	.7	2	51	.1	.6	3	54	.1	1.1	2	40	.1	.6	2	24	.1	
KFI -AM																				
SP '05	1	55		.3	2	18	.1	.6	2	29	.1	.7	1	12		.3				
WI '05	1	35		.4	1	5		.3	2	11	.1	.8	1	18		.3				
FA '04	1	44		.4	1	21		.3	5	31	.2	1.7	1	8		.3		5		
SU '04	3	55	.1	1.1	3	13	.1	1.1	5	42	.2	1.5	8	28	.4	2.5	1	6	.5	
4-Book	2	47	.1	.6	2	14	.1	.6	4	28	.2	1.2	3	17	.1	.9	3	3	.1	
SP '04	4	74	.2	1.5	4	27	.2	1.2	10	34	.5	3.5	4	28	.2	1.2	1	23	.5	
KFWB-AM																				
SP '05	**	**	**	**	**	**	**	**	**	**	**	**	**	**	**	**	**	**	**	**
WI '05	**	**	**	**	**	**	**	**	**	**	**	**	**	**	**	**	**	**	**	**
FA '04		9												4						
SU '04	**	**	**	**	**	**	**	**	**	**	**	**	**	**	**	**	**	**	**	**
4-Book	**	**	**	**	**	**	**	**	**	**	**	**	**	**	**	**	**	**	**	**
SP '04		12			2	12	.1	.6						6				6		
KHHT-FM																				
SP '05	6	251	.3	2.0	5	93	.2	1.5	7	102	.3	2.3	4	107	.2	1.1	5	90	.2	
WI '05	7	214	.3	2.5	8	69	.4	2.4	11	71	.5	4.3	8	84	.4	2.1	4	54	.2	
FA '04	7	222	.3	2.5	13	85	.6	4.0	7	111	.3	2.4	5	100	.2	1.5	4	86	.2	
SU '04	12	257	.6	4.5	10	93	.5	3.8	12	169	.6	3.6	11	132	.5	3.5	15	105	.7	
4-Book	8	236	.4	2.9	9	85	.4	2.9	9	113	.4	3.2	7	106	.3	2.1	7	84	.3	
SP '04	8	259	.4	3.0	7	95	.3	2.1	6	89	.3	2.1	9	113	.4	2.8	10	116	.5	
KIIS-FM																				
SP '05	31	698	1.5	10.4	37	363	1.7	11.0	34	283	1.6	11.2	47	443	2.2	12.8	22	286	1.0	
WI '05	23	659	1.1	8.3	32	352	1.5	9.6	21	262	1.0	8.3	28	344	1.3	7.5	19	204	.9	
FA '04	27	679	1.3	9.6	30	325	1.4	9.3	16	277	.8	5.5	42	387	2.0	12.3	24	306	1.1	
SU '04	22	690	1.1	8.3	18	259	.9	6.9	26	370	1.3	7.7	33	433	1.6	10.5	18	249	.9	
4-Book	26	682	1.3	9.2	29	325	1.4	9.2	24	298	1.2	8.2	38	402	1.8	10.8	21	261	1.0	
SP '04	24	637	1.2	9.0	25	268	1.2	7.7	23	308	1.1	8.1	33	338	1.6	10.3	20	226	1.0	
KKBT-FM																				
SP '05	9	350	.4	3.0	11	152	.5	3.3	6	124	.3	2.0	14	170	.7	3.8	5	114	.2	
WI '05	9	306	.4	3.3	9	123	.4	2.7	5	86	.2	2.0	13	172	.6	3.5	4	61	.2	
FA '04	12	424	.6	4.3	15	168	.7	4.6	11	208	.5	3.8	15	226	.7	4.4	12	191	.6	
SU '04	10	417	.5	3.8	11	111	.5	4.2	13	247	.6	3.9	10	163	.5	3.2	9	135	.4	
4-Book	10	374	.5	3.6	12	139	.5	3.7	9	166	.4	2.9	13	183	.6	3.7	8	125	.4	
SP '04	9	382	.4	3.4	17	181	.8	5.2	7	159	.3	2.5	10	199	.5	3.1	6	101	.3	
KLAC-AM																				
SP '05		6											1	6		.3				
WI '05																				
FA '04		5				5														
SU '04	**	**	**	**	**	**	**	**	**	**	**	**	**	**	**	**	**	**	**	**
4-Book	**	**	**	**	**	**	**	**	**	**	**	**	**	**	**	**	**	**	**	**
SP '04		18												6				6		

** Station(s) not reported this survey.

* Listener estimates adjusted for reported broadcast schedule.

+ Station(s) changed call letters - see Page 13.

4-Book: Avg. of current and previous 3 surveys.
2-Book: Avg. of most recent 2 surveys.

Target Listener Trends

Women 12-24

	Monday-Sunday 6AM-MID				Monday-Friday 6AM-10AM				Monday-Friday 10AM-3PM				Monday-Friday 3PM-7PM				Monday-Friday 7PM-MID			
	AQH (00)	Cume (00)	AQH Rtg	AQH Shr	AQH (00)	Cume (00)	AQH Rtg	AQH Shr	AQH (00)	Cume (00)	AQH Rtg	AQH Shr	AQH (00)	Cume (00)	AQH Rtg	AQH Shr	AQH (00)	Cume (00)	AQH Rtg	AQH Shr
KLAX-FM																				
SP '05	3	88	.1	1.0	6	35	.3	1.8	5	31	.2	1.7	1	23	.3	.3	1	29	.4	.4
WI '05	3	100	.1	1.1	3	25	.1	.9	2	25	.1	.8	7	62	.3	1.9	2	28	.1	.9
FA '04	1	59	.4	.4		8				12			2	32	.1	.6				
SU '04	6	99	.3	2.3	5	34	.2	1.9	2	41	.1	.6	8	50	.4	2.5	4	35	.2	2.1
4-Book	3	87	.1	1.2	4	26	.2	1.2	2	27	.1	.8	5	42	.2	1.3	2	23	.1	.9
SP '04	3	110	.1	1.1	4	59	.2	1.2	3	39	.1	1.1	3	45	.1	.9	2	41	.1	.9
KLOS-FM																				
SP '05	1	64	.3	.3	2	16	.1	.6	1	28	.3	.3	1	28	.3	.3		23		
WI '05	3	90	.1	1.1	5	41	.2	1.5	3	33	.1	1.2	5	44	.2	1.3	1	5		.5
FA '04		29				10				8			1	19		.3		9		
SU '04	1	59	.4	.4		8			1	28	.3	.3	1	8	.3	.3	1	21	.5	.5
4-Book	1	61	.5	.5	2	19	.1	.5	1	24	.5	.5	2	25	.1	.6	1	15	.3	.3
SP '04	2	118	.1	.7	2	58	.1	.6	1	35	.4	.4	2	47	.1	.6	1	30	.5	.5
KLSX-FM																				
SP '05	1	30	.3	.3	5	24	.2	1.5	2	19	.1	.7	1	6	.3	.3		6		
WI '05	2	31	.1	.7	1	6		.3	2	14		.3	6	19	.3	1.6	1	5	.5	.5
FA '04		30			1	14		.3		6		.3	1	11		.3	1	10	.5	.5
SU '04	2	25	.1	.8	2	16	.1	.8	5	17	.2	1.5	2	16	.1	.6		4		
4-Book	1	29	.1	.5	2	15	.1	.7	2	14	.1	.6	3	13	.1	.7	1	6	.3	.3
SP '04	2	45	.1	.7	6	18	.3	1.8		12			3	39	.1	.9				
KLVE-FM																				
SP '05	11	256	.5	3.7	15	146	.7	4.5	8	107	.4	2.6	11	145	.5	3.0	14	133	.7	5.8
WI '05	9	233	.4	3.3	11	85	.5	3.3	13	95	.6	5.1	6	108	.3	1.6	6	76	.3	2.8
FA '04	11	308	.5	3.9	9	88	.4	2.8	20	138	.9	6.9	9	143	.4	2.6	8	129	.4	3.6
SU '04	8	144	.4	3.0	15	93	.7	5.7	13	80	.6	3.9	5	63	.2	1.6	8	55	.4	4.3
4-Book	10	235	.5	3.5	13	103	.6	4.1	14	105	.6	4.6	8	115	.4	2.2	9	98	.5	4.1
SP '04	7	182	.3	2.6	10	106	.5	3.1	9	59	.4	3.2	5	64	.2	1.6	5	75	.2	2.3
KLYY-FM																				
SP '05	8	216	.4	2.7	7	108	.3	2.1	11	80	.5	3.6	15	91	.7	4.1	3	58	.1	1.2
WI '05	13	273	.6	4.7	12	92	.6	3.6	19	156	.9	7.5	12	110	.6	3.2	7	111	.3	3.2
FA '04	11	337	.5	3.9	10	132	.5	3.1	22	185	1.0	7.6	13	184	.6	3.8	5	90	.2	2.3
SU '04	13	252	.6	4.9	9	91	.4	3.4	18	163	.9	5.4	17	130	.8	5.4	6	75	.3	3.2
4-Book	11	270	.5	4.1	10	106	.5	3.1	18	146	.8	6.0	14	129	.7	4.1	5	84	.2	2.5
SP '04	13	297	.6	4.9	14	114	.7	4.3	22	144	1.1	7.7	11	128	.5	3.4	7	112	.3	3.3
KMXE-AM																				
SP '05		11				6				5								6		
WI '05	**	**	**	**	**	**	**	**	**	**	**	**	**	**	**	**	**	**	**	**
FA '04	1	23	.4	.4	3	12	.1	.9	1	12	.3	.3		6		.3	1	11	.5	.5
SU '04	**	**	**	**	**	**	**	**	**	**	**	**	**	**	**	**	**	**	**	**
4-Book	**	**	**	**	**	**	**	**	**	**	**	**	**	**	**	**	**	**	**	**
SP '04																				
KMZT-FM																				
SP '05	1	13	.3	.3	2	13	.1	.6	1	6	.3	.3						6		
WI '05	2	18	.1	.7	2	12	.1	.6	6	6	.3	2.4	3	12	.1	.8				
FA '04	1	16	.4	.4		6				4				10			3	16	.1	1.4
SU '04		22			1	4		.4		10				6				6		
4-Book	1	17	.4	.4	1	9	.1	.4	2	7	.1	.7	1	7	.2	.2	1	7	.4	.4
SP '04		16							1	9	.4	.4		6				10		
KNX -AM																				
SP '05		14			1	5	.3	.3					1	14	.3	.3				
WI '05																				
FA '04		5																5		
SU '04		16								6				4						
4-Book	9	9			1	1	.1	.1	2	2			5	5	.1	.1	1	1		
SP '04		23				11				6								5		

Target Listener Trends - Women 12-24

** Station(s) not reported this survey.

* Listener estimates adjusted for reported broadcast schedule.

+ Station(s) changed call letters - see Page 13.

4-Book: Avg. of current and previous 3 surveys.
2-Book: Avg. of most recent 2 surveys.

Target Listener Trends

Women 12-24																				
Monday-Sunday 6AM-MID				Monday-Friday 6AM-10AM				Monday-Friday 10AM-3PM				Monday-Friday 3PM-7PM				Monday-Friday 7PM-MID				
AQH (00)	Cume (00)	AQH Rtg	AQH Shr	AQH (00)	Cume (00)	AQH Rtg	AQH Shr	AQH (00)	Cume (00)	AQH Rtg	AQH Shr	AQH (00)	Cume (00)	AQH Rtg	AQH Shr	AQH (00)	Cume (00)	AQH Rtg	AQH Shr	
KOST-FM																				
SP '05	9	208	.4	3.0	11	68	.5	3.3	14	90	.7	4.6	10	101	.5	2.7	10	64	.5	4.1
WI '05	4	116	.2	1.4	6	36	.3	1.8	7	43	.3	2.8	4	56	.2	1.1	5	48	.2	2.3
FA '04	5	121	.2	1.8	5	35	.2	1.5	9	62	.4	3.1	5	36	.2	1.5	3	55	.1	1.4
SU '04	6	137	.3	2.3	5	72	.2	1.9	9	75	.4	2.7	3	37	.1	1.0	8	39	.4	4.3
4-Book	6	146	.3	2.1	7	53	.3	2.1	10	68	.5	3.3	6	58	.3	1.6	7	52	.3	3.0
SP '04	4	144	.2	1.5	4	34	.2	1.2	8	53	.4	2.8	2	33	.1	.6	2	42	.1	.9
KPLM-FM																				
SP '05	1	41		.3	1	6		.3	1	12		.3	2	22	.1	.5				
WI '05		5			1	5		.3		1		.3		5		.3				
FA '04	**	**	**	**	**	**	**	**	**	**	**	**	**	**	**	**	**	**	**	**
SU '04	**	**	**	**	**	**	**	**	**	**	**	**	**	**	**	**	**	**	**	**
4-Book	**	**	**	**	**	**	**	**	**	**	**	**	**	**	**	**	**	**	**	**
SP '04		16			1	10		.3		5		.3		11		.3		5		
KPWR-FM																				
SP '05	9	283	.4	3.0	12	113	.6	3.6	14	114	.7	4.6	10	135	.5	2.7	5	125	.2	2.1
WI '05	5	286	.2	1.8	7	100	.3	2.1	5	84	.2	2.0	6	119	.3	1.6	5	109	.2	2.3
FA '04	11	409	.5	3.9	14	203	.7	4.3	8	186	.4	2.8	20	217	.9	5.8	7	150	.3	3.2
SU '04	10	337	.5	3.8	12	94	.6	4.6	8	137	.4	2.4	14	164	.7	4.4	7	94	.3	3.7
4-Book	9	329	.4	3.1	11	128	.6	3.7	9	130	.4	3.0	13	159	.6	3.6	6	120	.3	2.8
SP '04	9	364	.4	3.4	16	116	.8	4.9	8	144	.4	2.8	9	157	.4	2.8	6	113	.3	2.8
KRCV-FM																				
SP '05		13								6				13		.3				
WI '05	1	20		.4					1	12		.4		6		.3		1	6	.5
FA '04	**	**	**	**	**	**	**	**	**	**	**	**	**	**	**	**	**	**	**	**
SU '04	**	**	**	**	**	**	**	**	**	**	**	**	**	**	**	**	**	**	**	**
4-Book	**	**	**	**	**	**	**	**	**	**	**	**	**	**	**	**	**	**	**	**
SP '04																				
KROQ-FM																				
SP '05	9	240	.4	3.0	9	104	.4	2.7	10	124	.5	3.3	15	114	.7	4.1	7	117	.3	2.9
WI '05	7	202	.3	2.5	6	100	.3	1.8	5	72	.2	2.0	8	105	.4	2.1	7	106	.3	3.2
FA '04	7	148	.3	2.5	9	81	.4	2.8	7	64	.3	2.4	8	60	.4	2.3	8	54	.4	3.6
SU '04	8	237	.4	3.0	4	89	.2	1.5	11	164	.5	3.3	10	131	.5	3.2	6	75	.3	3.2
4-Book	8	207	.4	2.8	7	94	.3	2.2	8	106	.4	2.8	10	103	.5	2.9	7	88	.3	3.2
SP '04	6	259	.3	2.2	6	80	.3	1.8	6	111	.3	2.1	10	156	.5	3.1	5	94	.2	2.3
KRTH-FM																				
SP '05	1	95		.3	1	29		.3		6		.3		38	.1	.5		1	19	.4
WI '05	2	73	.1	.7	2	23	.1	.6		17		.6		36	.1	.5		2	31	.1
FA '04	2	73	.1	.7	1	17		.3	2	31	.1	.7		29	.1	.6		1	26	.5
SU '04	2	146	.1	.8	3	48	.1	1.1	4	69	.2	1.2	3	46	.1	1.0		4	4	
4-Book	2	97	.1	.6	2	29	.1	.6	2	31	.1	.5	2	37	.1	.7	1	20		.5
SP '04	2	103	.1	.7	1	12		.3	1	19		.4		21		.3		1	25	.5
KSCA-FM																				
SP '05	11	143	.5	3.7	18	93	.8	5.4	12	86	.6	4.0	13	72	.6	3.6	8	49	.4	3.3
WI '05	12	198	.6	4.3	27	148	1.3	8.1	10	100	.5	3.9	11	72	.5	2.9	6	73	.3	2.8
FA '04	9	203	.4	3.2	15	106	.7	4.6	12	96	.6	4.2	8	78	.4	2.3	2	58	.1	.9
SU '04	8	130	.4	3.0	16	85	.8	6.1	9	85	.4	2.7	6	48	.3	1.9	3	40	.1	1.6
4-Book	10	169	.5	3.6	19	108	.9	6.1	11	92	.5	3.7	10	68	.5	2.7	5	55	.2	2.2
SP '04	4	150	.2	1.5	6	62	.3	1.8	6	52	.3	2.1	3	56	.1	.9	2	25	.1	.9
KSSE-FM																				
SP '05	3	87	.1	1.0	5	28	.2	1.5	2	11	.1	.7	2	32	.1	.5	3	34	.1	1.2
WI '05	2	116	.1	.7	3	56	.1	.9	4	62	.2	1.6	3	41	.1	.8	1	29		.5
FA '04	3	112	.1	1.1	4	48	.2	1.2	2	34	.1	.7	3	42	.1	.9	3	33	.1	1.4
SU '04	5	104	.2	1.9	6	54	.3	2.3	4	51	.2	1.2	8	61	.4	2.5	3	44	.1	1.6
4-Book	3	105	.1	1.2	5	47	.2	1.5	3	40	.2	1.1	4	44	.2	1.2	3	35	.1	1.2
SP '04	4	81	.2	1.5	1	38		.3	8	30	.4	2.8	5	45	.2	1.6	3	39	.1	1.4

** Station(s) not reported this survey. * Listener estimates adjusted for reported broadcast schedule. + Station(s) changed call letters - see Page 13. 4-Book: Avg. of current and previous 3 surveys. 2-Book: Avg. of most recent 2 surveys.

Target Listener Trends

Women 12-24

	Monday-Sunday 6AM-MID				Monday-Friday 6AM-10AM				Monday-Friday 10AM-3PM				Monday-Friday 3PM-7PM				Monday-Friday 7PM-MID			
	AQH (00)	Cume (00)	AQH Rtg	AQH Shr	AQH (00)	Cume (00)	AQH Rtg	AQH Shr	AQH (00)	Cume (00)	AQH Rtg	AQH Shr	AQH (00)	Cume (00)	AQH Rtg	AQH Shr	AQH (00)	Cume (00)	AQH Rtg	AQH Shr
KTWV-FM																				
SP '05		5			1	5	.3						1	5	.3			5		
WI '05	2	65	.1	.7	1	19	.3		1	13	.4		3	40	.1	.8	3	39	.1	1.4
FA '04		4								4										
SU '04		42							1	14	.3		1	21	.3			13		
4-Book	1	29		.2	1	6		.2	1	8		.2	1	17		.4	1	14		.4
SP '04		11												5			1	6		.5
KWVE-FM																				
SP '05	1	29		.3	1	12	.3			5			1	18	.3		1	12		.4
WI '05	1	55		.4	2	19	.1	.6	1	19	.4			12				5		
FA '04	1	48		.4					1	25	.3		1	14	.3			6		
SU '04		38				6				4			1	4	.3			8		
4-Book	1	43		.3	1	9		.2	1	13		.2	1	12		.2		8		.1
SP '04	1	45		.4	1	12	.3		1	17	.4			11				6		
KYSR-FM																				
SP '05	2	61	.1	.7	3	24	.1	.9	1	36	.3		1	31	.3		1	13		.4
WI '05	1	55		.4	2	18	.1	.6	1	23	.4		1	11	.3			15		
FA '04	1	61		.4	3	41	.1	.9	1	18	.3		2	31	.1	.6	1	20		.5
SU '04	2	72	.1	.8	1	5	.4		4	46	.2	1.2	1	41	.3		1	22		.5
4-Book	2	62		.6	2	22		.7	2	31		.6	1	29		.4	1	18		.4
SP '04	4	126	.2	1.5	10	67	.5	3.1	6	46	.3	2.1	2	43	.1	.6	3	42	.1	1.4
KZLA-FM																				
SP '05	4	113	.2	1.3	3	42	.1	.9	7	88	.3	2.3	4	76	.2	1.1		17		
WI '05	2	88	.1	.7	2	36	.1	.6	1	19	.4		3	54	.1	.8	1	17		.5
FA '04	3	82	.1	1.1	6	37	.3	1.9	6	46	.3	2.1	3	52	.1	.9	1	18		.5
SU '04	2	124	.1	.8	2	25	.1	.8	2	56	.1	.6	3	52	.1	1.0	1	24		.5
4-Book	3	102		1.0	3	35		1.1	4	52		1.4	3	59		1.0	1	19		.4
SP '04	1	62		.4	1	16	.3		1	33	.4		2	46	.1	.6				
TOTALS																				
SP '05	297	2058	14.0		335	1739	15.7		303	1512	14.2		366	1821	17.2		243	1496	11.4	
WI '05	276	2041	13.0		333	1628	15.6		254	1371	11.9		373	1760	17.5		218	1420	10.2	
FA '04	280	2054	13.2		324	1665	15.2		289	1503	13.6		342	1733	16.1		221	1414	10.4	
SU '04	266	1980	13.3		261	1470	13.0		336	1653	16.8		315	1697	15.7		188	1357	9.4	
4-Book	280	2033	13.4		313	1626	14.9		296	1510	14.1		349	1753	16.6		218	1422	10.4	
SP '04	268	1952	13.4		326	1644	16.3		284	1418	14.2		321	1623	16.0		213	1330	10.6	

Target Listener Trends - Women 12-24

** Station(s) not reported this survey.

* Listener estimates adjusted for reported broadcast schedule.

+ Station(s) changed call letters - see Page 13.

4-Book: Avg. of current and previous 3 surveys.
2-Book: Avg. of most recent 2 surveys.

Target Listener Estimates

Women 12-24																				
Monday-Friday 6AM-7PM				Weekend 6AM-MID				Saturday 6AM-10AM				Saturday 10AM-3PM				Saturday 3PM-7PM				
AQH (00)	Cume (00)	AQH Rtg	AQH Shr	AQH (00)	Cume (00)	AQH Rtg	AQH Shr	AQH (00)	Cume (00)	AQH Rtg	AQH Shr	AQH (00)	Cume (00)	AQH Rtg	AQH Shr	AQH (00)	Cume (00)	AQH Rtg	AQH Shr	
KAEH-FM																				
SP '05	3	73	.1	.9	3	39	.1	1.1	7	11	.3	2.8	2	11	.1	.5	1	10	.3	
4-Book	6	90	.3	2.0	6	68	.3	2.4	7	19	.3	3.0	11	34	.5	2.9	4	15	.2	1.3
KATY-FM																				
SP '05	1	40		.3	1	33		.4	1	11		.4	3	19	.1	.7	3	11	.1	.9
4-Book	**	**	**	**	**	**	**	**	**	**	**	**	**	**	**	**	**	**	**	**
KCAL-AM																				
SP '05	1	23		.3		10							2	10	.1	.5				
4-Book	**	**	**	**	**	**	**	**	**	**	**	**	**	**	**	**	**	**	**	**
KCAL-FM																				
SP '05	11	213	.5	3.3	12	106	.6	4.4	5	23	.2	2.0	13	43	.6	3.2	15	47	.7	4.6
4-Book	10	234	.5	3.1	10	119	.5	3.8	7	25	.3	3.2	12	48	.6	3.2	10	39	.5	3.2
KCXX-FM																				
SP '05	9	236	.4	2.7	8	160	.4	3.0	13	35	.6	5.2	18	68	.8	4.5	9	45	.4	2.8
4-Book	9	244	.4	2.8	7	131	.3	2.6	8	24	.4	3.4	14	51	.7	3.6	8	40	.4	2.6
+KDAI-FM																				
SP '05	8	119	.4	2.4	9	110	.4	3.3	3	10	.1	1.2	4	21	.2	1.0	16	38	.8	5.0
4-Book	**	**	**	**	**	**	**	**	**	**	**	**	**	**	**	**	**	**	**	**
KDIF-AM																				
SP '05	3	42	.1	.9	4	35	.2	1.5	6	23	.3	2.4	4	19	.2	1.0	9	19	.4	2.8
4-Book	**	**	**	**	**	**	**	**	**	**	**	**	**	**	**	**	**	**	**	**
KEZY-AM																				
SP '05	2	10	.1	.6	2	10	.1	.7	3	5	.1	1.2	2	5	.1	.5				
4-Book	3	15	.1	.8	2	13	.1	.8	2	4	.1	.9	2	7	.1	.6	1	2	.2	
KFRG-FM																				
SP '05	8	206	.4	2.4	8	109	.4	3.0	4	30	.2	1.6	13	61	.6	3.2	14	60	.7	4.3
4-Book	12	190	.6	3.7	10	119	.5	3.9	7	26	.3	3.1	17	57	.8	4.3	12	42	.6	3.8
KGGI-FM																				
SP '05	55	946	2.6	16.6	55	625	2.6	20.3	36	180	1.7	14.5	82	245	3.9	20.4	52	163	2.4	16.1
4-Book	52	887	2.5	16.2	49	618	2.3	19.0	32	147	1.5	14.4	64	237	3.1	16.5	51	168	2.4	16.2
KOLA-FM																				
SP '05	2	78	.1	.6	2	47	.1	.7	10	33	.5	4.0	2	16	.1	.5				
4-Book	4	110	.2	1.2	4	61	.2	1.4	5	21	.2	2.0	7	23	.3	1.8	6	15	.3	2.0
KTDD-AM																				
SP '05		6				1							1	1		.1				
4-Book		4																		
KVIE-FM																				
SP '05	30	547	1.4	9.0	30	376	1.4	11.1	23	65	1.1	9.3	41	144	1.9	10.2	30	92	1.4	9.3
4-Book	31	560	1.5	9.7	24	359	1.1	9.4	23	72	1.1	10.3	38	133	1.8	9.7	29	104	1.4	9.4
KXRS-FM																				
SP '05	3	24	.1	.9	3	23	.1	1.1	7	11	.3	2.8	4	13	.2	1.0	6	13	.3	1.9
4-Book	2	26	.1	.5	1	15		.5	2	4	.1	.8	2	6	.1	.5	2	7	.1	.7
KXSB-FM																				
SP '05	5	93	.2	1.5	3	69	.1	1.1	3	11	.1	1.2	14	51	.7	3.5	2	6	.1	.6
4-Book	8	101	.4	2.4	8	68	.3	3.0	4	17	.2	1.8	12	26	.6	3.1	12	29	.6	3.7
KABC-AM																				
SP '05						6							2	6	.1	.5				
4-Book						2							1	2		.1				
KBIG-FM																				
SP '05	4	65	.2	1.2	3	50	.1	1.1	6	24	.3	2.4	7	18	.3	1.7	1	5	.3	
4-Book	3	74	.1	.8	1	32		.5	2	8	.1	.6	4	12	.1	.9	1	4	.2	

** Station(s) not reported this survey.

* Listener estimates adjusted for reported broadcast schedule.

+ Station(s) changed call letters - see Page 13.

4-Book: Avg. of current and previous 3 surveys.
2-Book: Avg. of most recent 2 surveys.

Target Listener Estimates

Women 12-24																					
Monday-Friday 6AM-7PM				Weekend 6AM-MID				Saturday 6AM-10AM				Saturday 10AM-3PM				Saturday 3PM-7PM					
AQH (00)	Cume (00)	AQH Rtg	AQH Shr	AQH (00)	Cume (00)	AQH Rtg	AQH Shr	AQH (00)	Cume (00)	AQH Rtg	AQH Shr	AQH (00)	Cume (00)	AQH Rtg	AQH Shr	AQH (00)	Cume (00)	AQH Rtg	AQH Shr		
KCBS-FM																					
SP '05	5	41	.2	1.5	2	57	.1	.7													
4-Book	3	42	.1	.9	1	34	.1	.5	2	8	.1	.7	4	18	.2	1.0	3	18	.1	.9	
KFI -AM																					
SP '05	2	36	.1	.6	2	25	.1	.7													
4-Book	3	40	.1	1.0	1	10		.2	6	3			6	19	.3	1.5	2	5	.1	.4	
KFVB-AM																					
SP '05	**	**	**	**	**	**	**	**	**	**	**	**	**	**	**	**	**	**	**	**	
4-Book	**	**	**	**	**	**	**	**	**	**	**	**	**	**	**	**	**	**	**	**	
KHHT-FM																					
SP '05	6	203	.3	1.8	6	145	.3	2.2	5	20	.2	2.0	13	63	.6	3.2	5	20	.2	1.5	
4-Book	9	174	.4	2.7	7	134	.3	2.7	7	27	.4	3.4	11	44	.6	2.9	9	36	.4	3.0	
KIIS-FM																					
SP '05	39	611	1.8	11.7	22	371	1.0	8.1	27	95	1.3	10.9	25	115	1.2	6.2	34	109	1.6	10.5	
4-Book	30	595	1.4	9.4	22	375	1.0	8.4	22	94	1.1	10.0	26	128	1.3	6.8	27	97	1.3	8.7	
KKBT-FM																					
SP '05	10	279	.5	3.0	9	181	.4	3.3	8	36	.4	3.2	12	48	.6	3.0	10	39	.5	3.1	
4-Book	11	308	.5	3.5	9	186	.4	3.7	8	34	.4	3.6	10	44	.5	2.6	10	41	.5	3.3	
KLAC-AM																					
SP '05	**	6	**	**	**	**	**	**	**	**	**	**	**	**	**	**	**	**	**	**	
4-Book	**	**	**	**	**	**	**	**	**	**	**	**	**	**	**	**	**	**	**	**	
KLAX-FM																					
SP '05	4	64	.2	1.2	2	48	.1	.7	6	6	.3	2.4	3	11	.1	.7	2	13	.1	.6	
4-Book	4	62	.2	1.1	4	49	.2	1.4	7	13	.3	3.3	7	23	.3	1.7	4	15	.2	1.4	
KLOS-FM																					
SP '05	1	46		.3	1	29		.4	2	12	.1	.8	1	6		.2	1	5		.3	
4-Book	1	47	.1	.4	1	23		.4	1	3		.2	1	8	.1	.3	2	10	.1	.5	
KLSX-FM																					
SP '05	3	30	.1	.9																	
4-Book	2	27	.1	.7		5		.1		1		.1		1				1	1	.1	.5
KLVE-FM																					
SP '05	11	217	.5	3.3	8	135	.4	3.0	2	15	.1	.8	6	32	.3	1.5	9	29	.4	2.8	
4-Book	11	184	.5	3.6	8	133	.4	3.1	6	29	.3	2.9	13	45	.6	3.3	10	38	.5	3.2	
KLYY-FM																					
SP '05	11	172	.5	3.3	6	94	.3	2.2					15	33	.7	3.7	6	16	.3	1.9	
4-Book	14	224	.7	4.5	10	145	.5	3.9	5	15	.2	2.4	20	54	.9	5.1	13	38	.6	4.5	
KMXE-AM																					
SP '05	**	11	**	**	**	5	**	**	**	**	**	**	**	**	**	**	**	**	**	**	
4-Book	**	**	**	**	**	**	**	**	**	**	**	**	**	**	**	**	**	**	**	**	
KMZT-FM																					
SP '05	1	13		.3		6								6							
4-Book	1	11	.1	.4		11				2				2				1	4		.2
KNX -AM																					
SP '05		14				5															
4-Book		6				4															
KOST-FM																					
SP '05	12	145	.6	3.6	5	114	.2	1.8	6	19	.3	2.4	6	24	.3	1.5	4	19	.2	1.2	
4-Book	8	103	.4	2.4	4	74	.2	1.7	2	11	.1	1.0	8	21	.4	2.0	5	20	.2	1.6	
KPLM-FM																					
SP '05	1	34		.3		12			**	**	**	**	**	**	**	**	**	**	**	**	
4-Book	**	**	**	**	**	**	**	**	**	**	**	**	**	**	**	**	**	**	**	**	

Target Listener Estimates - Women 12-24

** Station(s) not reported this survey.

* Listener estimates adjusted for reported broadcast schedule.

+ Station(s) changed call letters - see Page 13.

4-Book: Avg. of current and previous 3 surveys.
2-Book: Avg. of most recent 2 surveys.

Target Listener Estimates

		Women 12-24																				
		Monday-Friday 6AM-7PM				Weekend 6AM-MID				Saturday 6AM-10AM				Saturday 10AM-3PM				Saturday 3PM-7PM				
		AQH (00)	Cume (00)	AQH Rtg	AQH Shr	AQH (00)	Cume (00)	AQH Rtg	AQH Shr	AQH (00)	Cume (00)	AQH Rtg	AQH Shr	AQH (00)	Cume (00)	AQH Rtg	AQH Shr	AQH (00)	Cume (00)	AQH Rtg	AQH Shr	
KPWR-FM																						
SP '05		12	240	.6	3.6	6	135	.3	2.2	6	35	.3	2.4	7	31	.3	1.7	10	55	.5	3.1	
4-Book		11	250	.5	3.4	8	169	.4	3.0	6	30	.3	2.7	14	60	.7	3.7	12	47	.5	3.7	
KRCV-FM																						
SP '05			13																			
4-Book		**	**	**	**	**	**	**	**	**	**	**	**	**	**	**	**	**	**	**	**	
KROQ-FM																						
SP '05		11	205	.5	3.3	8	116	.4	3.0	6	24	.3	2.4	9	36	.4	2.2	16	48	.8	5.0	
4-Book		9	172	.4	2.7	7	106	.3	2.7	7	27	.3	3.3	8	35	.4	2.1	8	32	.4	2.6	
KRTH-FM																						
SP '05		1	62		.3	1	30		.4		6			1	11		.2					
4-Book		2	69	.1	.6	2	37	.1	.8	1	5	.1	.5	2	12	.1	.6	2	5	.1	.6	
KSCA-FM																						
SP '05		14	121	.7	4.2	8	88	.4	3.0	16	30	.8	6.5	11	40	.5	2.7	10	24	.5	3.1	
4-Book		13	141	.7	4.1	8	98	.4	3.0	12	34	.6	5.5	15	38	.7	3.8	10	28	.5	3.1	
KSSE-FM																						
SP '05		3	54	.1	.9	2	49	.1	.7	3	5	.1	1.2	2	12	.1	.5	2	10	.1	.6	
4-Book		4	80	.2	1.2	3	50	.1	1.1	2	9	.1	1.0	4	16	.2	1.1	3	13	.1	.9	
KTWV-FM																						
SP '05			5				5												4		.2	
4-Book		1	22		.2		12		.1						2		.1	2	4		.1	
KWVE-FM																						
SP '05		1	24		.3		11											1	5		.3	
4-Book		1	28		.2		23		.1	1	2		.2	1	6		.2		1		.1	
KYSR-FM																						
SP '05		2	61	.1	.6	2	36	.1	.7					3	11	.1	.7	2	12	.1	.6	
4-Book		2	52	.1	.6	1	23		.4	1	1		.3	2	8	.1	.5	1	8		.3	
KZLA-FM																						
SP '05		5	100	.2	1.5	5	66	.2	1.8	8	17	.4	3.2	15	28	.7	3.7	10	35	.5	3.1	
4-Book		4	82	.2	1.2	3	55	.1	1.1	3	10	.1	1.2	6	22	.3	1.4	5	20	.2	1.5	
TOTALS																						
SP '05		332	2054	15.6		271	1739	12.7		248	695	11.7		401	1045	18.8		323	858	15.2		
4-Book		318	2005	15.1		254	1723	12.1		222	656	10.6		386	1021	18.4		308	813	14.7		

** Station(s) not reported this survey.

* Listener estimates adjusted for reported broadcast schedule.

+ Station(s) changed call letters - see Page 13.

4-Book: Avg. of current and previous 3 surveys.
2-Book: Avg. of most recent 2 surveys.

Target Listener Estimates

Women 12-24

	Saturday 7PM-MID				Sunday 6AM-10AM				Sunday 10AM-3PM				Sunday 3PM-7PM				Sunday 7PM-MID			
	AQH (00)	Cume (00)	AQH Rtg	AQH Shr	AQH (00)	Cume (00)	AQH Rtg	AQH Shr	AQH (00)	Cume (00)	AQH Rtg	AQH Shr	AQH (00)	Cume (00)	AQH Rtg	AQH Shr	AQH (00)	Cume (00)	AQH Rtg	AQH Shr
KAEH-FM SP '05 4-Book	4 5	6 15	.2 .2	1.7 2.3	2 1	6 6	.1 .1	1.1 .8	6 9	23 22	.3 .5	2.0 3.5	6 6	17 17	.3 .3	2.3 2.3	1 4	6 12	.2 .2	1.9 1.9
KATY-FM SP '05 4-Book	**	**	**	**	**	**	**	**	**	**	**	**	**	**	**	**	**	**	**	**
KCAL-AM SP '05 4-Book	**	**	**	**	**	**	**	**	**	**	**	**	**	**	**	**	**	**	**	**
KCAL-FM SP '05 4-Book	9 9	29 31	.4 .4	3.9 4.1	14 6	24 19	.7 .3	8.0 3.6	19 12	38 38	.9 .6	6.5 4.3	7 9	30 34	.3 .4	2.9 3.8	12 12	23 27	.6 .6	5.2 5.7
KCXX-FM SP '05 4-Book	5 7	15 27	.2 .3	2.1 3.3	4 3	13 8	.2 .1	2.3 1.5	5 4	42 28	.2 .2	1.7 1.5	8 8	23 37	.4 .4	3.3 3.3	6 4	21 17	.3 .2	2.6 1.6
+KDAI-FM SP '05 4-Book	15 **	39 **	.7 **	6.4 **	**	**	**	**	**	**	**	**	**	**	**	**	**	**	**	**
KDIF-AM SP '05 4-Book	2 **	6 **	.1 **	.9 **	7 **	24 **	.3 **	4.0 **	2 **	13 **	.1 **	.7 **	2 **	13 **	.1 **	.8 **	5 **	19 **	.2 **	2.1 **
KEZY-AM SP '05 4-Book	1 1	5 4	.4 .5	.4 .5	4 3	10 8	.2 .1	2.3 1.9	3 4	5 5	.1 .2	1.0 1.3	1 2	5 5	.4 .1	.4 .8	1 1	5 4	.4 .7	.4 .7
KFRG-FM SP '05 4-Book	1 5	13 17	.4 .2	.4 2.3	8 9	29 26	.4 .4	4.6 5.2	16 16	49 47	.8 .8	5.5 5.7	9 9	25 25	.4 .4	3.7 3.7	2 4	13 19	.1 .2	.9 2.0
KGGI-FM SP '05 4-Book	52 39	192 155	2.4 1.9	22.3 18.2	25 24	94 95	1.2 1.2	14.3 15.0	42 44	212 183	2.0 2.1	14.3 15.6	52 48	188 189	2.4 2.3	21.5 20.1	88 78	181 185	4.1 3.7	37.8 37.2
KOLA-FM SP '05 4-Book	2 2	15 13	.1 .1	.9 .9	1	4	.5	.5	1 5	4 13	.3 .2	1.6 1.6	1 4	4 12	.4 .2	.4 1.7	1	3	.3	.3
KTDD-AM SP '05 4-Book																				
KWIE-FM SP '05 4-Book	28 26	109 105	1.3 1.2	12.0 12.1	24 14	78 52	1.1 .7	13.7 8.5	19 16	89 81	.9 .8	6.5 5.9	30 26	128 106	1.4 1.2	12.4 10.7	44 21	133 79	2.1 1.0	18.9 9.8
KXRS-FM SP '05 4-Book	3 2	6 6	.1 .1	1.3 .8		2			3 1	6 3	.1 .4	1.0 .4	2 1	6 3	.1 .1	.8 .5	1	2	.2	.2
KXSB-FM SP '05 4-Book	4	13	.2	1.7	2 5	10 17	.1 .2	1.1 3.0	1 12	6 22	.3 .5	1.7 4.1	1 14	6 28	.4 .7	1.7 5.7	2 2	5 13	.1 .1	.9 1.0
KABC-AM SP '05 4-Book																				
KBIG-FM SP '05 4-Book	1 1	11 4	.4 .2	.4 .2	1	6 3	.6 .2	.6 .2	5 2	13 12	.2 .1	1.7 .7	3 1	12 4	.1 .4	1.2 .4	1	2	.2	.2

Target Listener Estimates - Women 12-24

** Station(s) not reported this survey.

* Listener estimates adjusted for reported broadcast schedule.

+ Station(s) changed call letters - see Page 13.

4-Book: Avg. of current and previous 3 surveys.
2-Book: Avg. of most recent 2 surveys.

Target Listener Estimates

	Women 12-24																			
	Saturday 7PM-MID				Sunday 6AM-10AM				Sunday 10AM-3PM				Sunday 3PM-7PM				Sunday 7PM-MID			
	AQH (00)	Cume (00)	AQH Rtg	AQH Shr	AQH (00)	Cume (00)	AQH Rtg	AQH Shr	AQH (00)	Cume (00)	AQH Rtg	AQH Shr	AQH (00)	Cume (00)	AQH Rtg	AQH Shr	AQH (00)	Cume (00)	AQH Rtg	AQH Shr
KCBS-FM																				
SP '05	4	24	.2	1.7		6			1	16	.3		3	17	.1	1.2	2	10	.1	.9
4-Book	1	6	.1	.4	1	6	.1	.8	1	8	.4		1	9	.1	.5	1	9		.5
KFI -AM																				
SP '05					3	12	.1	1.7	6	12	.3	2.0								
4-Book					1	5		.6	2	4	.1	.5								
KFWB-AM																				
SP '05	**	**	**	**	**	**	**	**	**	**	**	**	**	**	**	**	**	**	**	**
4-Book	**	**	**	**	**	**	**	**	**	**	**	**	**	**	**	**	**	**	**	**
KHHT-FM																				
SP '05	5	26	.2	2.1	2	12	.1	1.1	9	25	.4	3.1	2	18	.1	.8	2	16	.1	.9
4-Book	6	28	.3	2.7	4	12	.2	2.2	8	29	.4	2.7	4	26	.2	1.8	7	22	.3	3.6
KIIS-FM																				
SP '05	22	90	1.0	9.4	13	68	.6	7.4	27	111	1.3	9.2	21	92	1.0	8.7	11	70	.5	4.7
4-Book	18	72	.9	8.6	17	78	.8	10.5	29	127	1.4	10.6	21	82	1.0	8.8	14	65	.6	6.6
KKBT-FM																				
SP '05	11	45	.5	4.7	8	31	.4	4.6	9	43	.4	3.1	7	31	.3	2.9	5	27	.2	2.1
4-Book	12	54	.6	5.7	8	31	.4	5.1	9	55	.4	3.2	7	36	.3	2.8	8	28	.4	3.8
KLAC-AM																				
SP '05	**	**	**	**	**	**	**	**	**	**	**	**	**	**	**	**	**	**	**	**
4-Book	**	**	**	**	**	**	**	**	**	**	**	**	**	**	**	**	**	**	**	**
KLAX-FM																				
SP '05	2	13	.1	.9	1	6		.6	1	10		.3	3	11	.1	1.2	1	6		.4
4-Book	3	13	.1	1.2	2	7	.1	1.1	2	9	.1	.6	2	9	.1	.9	1	7		.6
KLDS-FM																				
SP '05	2	5	.1	.9						6			3	5	.1	1.2				
4-Book	1	1		.2					1	3	.1	.4	3	7	.1	1.2	1	3		.3
KLSX-FM																				
SP '05									1	1		.3								
4-Book		1		.1					1	1		.3						1		
KLVE-FM																				
SP '05	6	26	.3	2.6	3	10	.1	1.7	14	56	.7	4.8	14	60	.7	5.8	9	46	.4	3.9
4-Book	7	28	.3	3.0	3	13	.1	1.9	10	40	.5	3.7	8	32	.4	3.3	5	22	.2	2.0
KLYY-FM																				
SP '05	3	18	.1	1.3	3	17	.1	1.7	8	28	.4	2.7	10	37	.5	4.1	2	17	.1	.9
4-Book	8	24	.4	3.8	9	27	.4	5.3	14	45	.6	5.0	7	25	.4	2.9	4	14	.2	1.9
KMXE-AM																				
SP '05	**	**	**	**	**	**	**	**	**	**	**	**	**	**	**	**	1	5		.4
4-Book	**	**	**	**	**	**	**	**	**	**	**	**	**	**	**	**	**	**	**	**
KMZT-FM																				
SP '05	1	1		.2					1	4		.2		4		.1				
4-Book	1	1		.2					1	4		.2		4		.1				
KNX -AM																				
SP '05													1	5		.4				
4-Book										1			1	3		.2	1	2		.3
KOST-FM																				
SP '05	13	35	.6	5.6	2	6	.1	1.1	4	37	.2	1.4	4	19	.2	1.7	2	19	.1	.9
4-Book	6	15	.3	2.8	1	7		.6	5	20	.2	1.6	3	14	.1	1.2	4	18	.2	1.8
KPLM-FM																				
SP '05	**	**	**	**	**	**	**	**	**	**	**	**	1	6		.4	**	**	**	**
4-Book	**	**	**	**	**	**	**	**	**	**	**	**	**	**	**	**	**	**	**	**

** Station(s) not reported this survey.

* Listener estimates adjusted for reported broadcast schedule.

+ Station(s) changed call letters - see Page 13.

4-Book: Avg. of current and previous 3 surveys.
2-Book: Avg. of most recent 2 surveys.

Target Listener Estimates

Target Listener Estimates - Women 12-24

		Women 12-24																				
		Saturday 7PM-MID				Sunday 6AM-10AM				Sunday 10AM-3PM				Sunday 3PM-7PM				Sunday 7PM-MID				
		AQH (00)	Cume (00)	AQH Rtg	AQH Shr	AQH (00)	Cume (00)	AQH Rtg	AQH Shr	AQH (00)	Cume (00)	AQH Rtg	AQH Shr	AQH (00)	Cume (00)	AQH Rtg	AQH Shr	AQH (00)	Cume (00)	AQH Rtg	AQH Shr	
KPWR-FM																						
SP '05		13	40	.6	5.6	2	12	.1	1.1	2	12	.1	.7	4	22	.2	1.7	4	22	.2	1.7	
4-Book		8	42	.4	3.8	4	15	.2	2.3	6	36	.3	2.2	8	31	.4	3.1	3	17	.1	1.2	
KRCV-FM		**	**	**	**	**	**	**	**	**	**	**	**	**	**	**	**	**	**	**	**	
SP '05																						
4-Book																						
KROQ-FM																						
SP '05		11	31	.5	4.7	4	18	.2	2.3	11	30	.5	3.8	4	13	.2	1.7	1	7		.4	
4-Book		8	28	.4	3.9	5	19	.2	2.9	8	29	.4	2.9	5	20	.2	2.1	4	15	.2	2.2	
KRTH-FM																						
SP '05										3	12	.1	1.0	3	6							
4-Book		1	6	.1	.6	1	6		.6	3	10	.1	1.2	3	5	.1	1.2		1			
KSCA-FM																						
SP '05		1	5		.4	6	19	.3	3.4	9	30	.4	3.1	7	18	.3	2.9	6	19	.3	2.6	
4-Book		4	19	.2	1.9	5	16	.2	3.0	5	21	.2	1.9	4	15	.2	1.7	6	20	.3	2.7	
KSSE-FM																						
SP '05		3	11	.1	1.3	1	5		.6	2	13	.1	.7					1	11		.4	
4-Book		2	10	.1	1.1	1	4		.5	4	12	.2	1.3	3	11	.2	1.3	2	7	.1	.8	
KTWV-FM																						
SP '05																						
4-Book			3		.1	1	3		.3		2		.1		2		.1	1	3		.3	
KWVE-FM																						
SP '05																		1	6		.4	
4-Book						1	3		.3	1	6		.3		2		.1	1	4		.5	
KYSR-FM																						
SP '05		1	13		.4	2	12	.1	1.1	3	19	.1	1.0	2	6	.1	.8					
4-Book		1	4		.2	1	4		.5	1	8	.1	.4	1	4		.4	1	5		.4	
KZLA-FM																						
SP '05		2	20	.1	.9	1	6		.6	1	5		.3	3	18	.1	1.2		6			
4-Book		1	11	.1	.6	2	11	.1	1.4	3	14	.1	1.1	3	13	.1	1.1	1	7		.2	
TOTALS																						
SP '05		233	714	10.9		175	571	8.2		293	810	13.8		242	703	11.4		233	618	10.9		
4-Book		212	661	10.1		163	533	7.8		278	813	13.3		241	702	11.5		208	587	9.9		

** Station(s) not reported this survey.

* Listener estimates adjusted for reported broadcast schedule.

+ Station(s) changed call letters - see Page 13.

4-Book: Avg. of current and previous 3 surveys.
2-Book: Avg. of most recent 2 surveys.

Target Listener Trends

		Women 18-34																		
Monday-Sunday 6AM-MID				Monday-Friday 6AM-10AM				Monday-Friday 10AM-3PM				Monday-Friday 3PM-7PM				Monday-Friday 7PM-MID				
AQH (00)	Cume (00)	AQH Rtg	AQH Shr	AQH (00)	Cume (00)	AQH Rtg	AQH Shr	AQH (00)	Cume (00)	AQH Rtg	AQH Shr	AQH (00)	Cume (00)	AQH Rtg	AQH Shr	AQH (00)	Cume (00)	AQH Rtg	AQH Shr	
KAEH-FM																				
SP '05	6	113	.2	1.5	8	51	.3	1.6	12	57	.5	2.1	5	38	.2	1.1	2	38	.1	1.0
WI '05	11	161	.4	3.1	17	64	.7	3.4	17	97	.7	3.5	9	84	.4	2.2	6	58	.2	3.3
FA '04	6	138	.2	1.6	11	87	.4	2.3	6	59	.2	1.1	7	63	.3	1.7	2	23	.1	1.0
SU '04	4	67	.2	1.1	7	32	.3	1.6	6	44	.3	1.1	3	26	.1	.7				
4-Book	7	120	.3	1.8	11	59	.4	2.2	10	64	.4	2.0	6	53	.3	1.4	3	30	.1	1.3
SP '04	3	68	.1	.9	7	32	.3	1.6	4	42	.2	.8	4	37	.2	1.1		10		
KATY-FM																				
SP '05	8	74	.3	2.0	13	60	.5	2.6	15	54	.6	2.6	7	41	.3	1.5	1	14		.5
WI '05	2	57	.1	.6	2	32	.1	.4	5	20	.2	1.0	3	39	.1	.7		12		
FA '04	2	51	.1	.5	2	21	.1	.4	3	28	.1	.6	3	33	.1	.7	3	23	.1	1.5
SU '04	**	**	**	**	**	**	**	**	**	**	**	**	**	**	**	**	**	**	**	**
4-Book	**	**	**	**	**	**	**	**	**	**	**	**	**	**	**	**	**	**	**	**
SP '04	2	45	.1	.6	2	24	.1	.5	4	35	.2	.8	3	29	.1	.8		12		
KCAL-AM																				
SP '05	2	32	.1	.5	2	13	.1	.4	1	19		.2	1	6		.2	1	6		.5
WI '05	1	20		.3	3	20	.1	.6	2	13	.1	.4	1	6		.2				
FA '04	1	11		.3	1	11		.2	1	6		.2	1	11		.2				
SU '04	**	**	**	**	**	**	**	**	**	**	**	**	**	**	**	**	**	**	**	**
4-Book	**	**	**	**	**	**	**	**	**	**	**	**	**	**	**	**	**	**	**	**
SP '04	1	20		.3	2	11	.1	.5	1	10		.2	1	5		.3	1	5		.5
KCAL-FM																				
SP '05	9	242	.4	2.3	11	107	.4	2.2	9	88	.4	1.6	16	123	.6	3.4	3	60	.1	1.5
WI '05	9	284	.4	2.5	16	141	.6	3.2	9	130	.4	1.9	11	169	.4	2.7	3	83	.1	1.7
FA '04	12	281	.5	3.3	15	140	.6	3.1	17	164	.7	3.2	11	156	.4	2.6	9	73	.4	4.6
SU '04	15	317	.7	4.3	18	130	.8	4.0	26	186	1.2	4.8	18	168	.8	4.5	3	87	.1	1.7
4-Book	11	281	.5	3.1	15	130	.6	3.1	15	142	.7	2.9	14	154	.6	3.3	5	76	.2	2.4
SP '04	15	314	.7	4.4	23	176	1.0	5.3	19	227	.9	3.7	13	146	.6	3.5	12	99	.5	6.5
KCXX-FM																				
SP '05	11	220	.4	2.8	18	93	.7	3.6	15	118	.6	2.6	14	116	.6	2.9	4	67	.2	2.0
WI '05	7	312	.3	2.0	7	113	.3	1.4	11	151	.4	2.3	9	155	.4	2.2	6	97	.2	3.3
FA '04	11	234	.4	3.0	15	116	.6	3.1	14	96	.6	2.6	14	138	.6	3.3	4	42	.2	2.1
SU '04	7	234	.3	2.0	7	103	.3	1.6	6	117	.3	1.1	6	106	.3	1.5	8	60	.4	4.7
4-Book	9	250	.4	2.5	12	106	.5	2.4	12	121	.5	2.2	11	129	.5	2.5	6	67	.3	3.0
SP '04	6	212	.3	1.8	5	71	.2	1.1	8	110	.4	1.6	5	99	.2	1.3	5	90	.2	2.7
+KDAI-FM																				
SP '05	8	119	.3	2.0	9	59	.4	1.8	13	46	.5	2.3	9	78	.4	1.9	4	45	.2	2.0
WI '05	3	83	.1	.8	4	32	.2	.8	4	27	.2	.8	3	20	.1	.7	3	24	.1	1.7
FA '04	**	**	**	**	**	**	**	**	**	**	**	**	**	**	**	**	**	**	**	**
SU '04	**	**	**	**	**	**	**	**	**	**	**	**	**	**	**	**	**	**	**	**
4-Book	**	**	**	**	**	**	**	**	**	**	**	**	**	**	**	**	**	**	**	**
SP '04	4	24	.2	1.2	6	19	.3	1.4	5	14	.2	1.0	5	10	.2	1.3	3	5	.1	1.6
KDIF-AM																				
SP '05	5	57	.2	1.3	10	51	.4	2.0	6	32	.2	1.0	2	25	.1	.4	2	19	.1	1.0
WI '05	1	33		.3		13			1	13		.2	1	20		.2				
FA '04	**	**	**	**	**	**	**	**	**	**	**	**	**	**	**	**	**	**	**	**
SU '04	3	25	.1	.9	4	21	.2	.9	6	12	.3	1.1	1	12		.2	1	4		.6
4-Book	**	**	**	**	**	**	**	**	**	**	**	**	**	**	**	**	**	**	**	**
SP '04	3	39	.1	.9	6	24	.3	1.4	7	28	.3	1.4	1	14		.3	1	9		.5
KEZY-AM																				
SP '05	2	6	.1	.5	1	6		.2	2	6	.1	.3	2	6	.1	.4	3	6	.1	1.5
WI '05	7	45	.3	2.0	11	33	.4	2.2	5	26	.2	1.0	12	39	.5	2.9	3	13	.1	1.7
FA '04	2	19	.1	.5	4	13	.2	.8	3	13	.1	.6	3	19	.1	.7	1	13		.5
SU '04	4	14	.2	1.1	5	14	.2	1.1	9	14	.4	1.6	3	14	.1	.7	1	5		.6
4-Book	4	21	.2	1.0	5	17	.2	1.1	5	15	.2	.9	5	20	.2	1.2	2	9	.1	1.1
SP '04	**	**	**	**	**	**	**	**	**	**	**	**	**	**	**	**	**	**	**	**

** Station(s) not reported this survey.

* Listener estimates adjusted for reported broadcast schedule.

+ Station(s) changed call letters - see Page 13.

4-Book: Avg. of current and previous 3 surveys.
2-Book: Avg. of most recent 2 surveys.

Target Listener Trends

Target Listener Trends - Women 18-34

	Women 18-34				Monday-Sunday 6AM-MID				Monday-Friday 6AM-10AM				Monday-Friday 10AM-3PM				Monday-Friday 3PM-7PM				Monday-Friday 7PM-MID			
	AQH (00)	Cume (00)	AQH Rtg	AQH Shr	AQH (00)	Cume (00)	AQH Rtg	AQH Shr	AQH (00)	Cume (00)	AQH Rtg	AQH Shr	AQH (00)	Cume (00)	AQH Rtg	AQH Shr	AQH (00)	Cume (00)	AQH Rtg	AQH Shr				
KFRG-FM																								
SP '05	14	378	.6	3.6	23	158	.9	4.6	21	250	.8	3.7	18	189	.7	3.8	5	67	.2	2.5				
WI '05	10	337	.4	2.8	17	174	.7	3.4	5	99	.2	1.0	14	182	.6	3.4	8	104	.3	4.4				
FA '04	21	333	.8	5.7	28	219	1.1	5.8	33	184	1.3	6.2	25	197	1.0	5.9	8	91	.3	4.1				
SU '04	20	330	.9	5.7	27	187	1.2	6.0	36	213	1.6	6.6	25	202	1.1	6.2	4	88	.2	2.3				
4-Book	16	345	.7	4.5	24	185	1.0	5.0	24	187	1.0	4.4	21	193	.9	4.8	6	88	.3	3.3				
SP '04	19	287	.9	5.6	21	134	.9	4.8	38	205	1.7	7.4	22	159	1.0	5.9	4	65	.2	2.2				
KGGI-FM																								
SP '05	45	880	1.8	11.5	62	458	2.5	12.3	56	526	2.2	9.7	52	494	2.1	10.9	21	300	.8	10.6				
WI '05	41	906	1.6	11.5	48	448	1.9	9.5	52	492	2.1	10.9	46	535	1.8	11.1	24	302	1.0	13.3				
FA '04	45	844	1.8	12.2	47	376	1.9	9.8	56	509	2.2	10.5	56	495	2.2	13.3	29	373	1.2	14.9				
SU '04	37	823	1.7	10.6	49	407	2.2	10.9	55	525	2.5	10.1	40	452	1.8	10.0	20	305	.9	11.6				
4-Book	42	863	1.7	11.5	52	422	2.1	10.6	55	513	2.3	10.3	49	494	2.0	11.3	24	320	1.0	12.6				
SP '04	32	764	1.4	9.4	35	384	1.6	8.0	38	422	1.7	7.4	36	423	1.6	9.6	24	321	1.1	13.0				
KOLA-FM																								
SP '05	7	127	.3	1.8	10	53	.4	2.0	11	100	.4	1.9	4	48	.2	.8	4	12	.2	2.0				
WI '05	7	193	.3	2.0	7	73	.3	1.4	11	86	.4	2.3	9	62	.4	2.2	2	49	.1	1.1				
FA '04	7	125	.3	1.9	8	67	.3	1.7	11	66	.4	2.1	14	68	.6	3.3	3	37	.1	1.5				
SU '04	10	202	.4	2.9	10	80	.4	2.2	21	108	.9	3.8	13	95	.6	3.2	3	49	.1	1.7				
4-Book	8	162	.3	2.2	9	68	.4	1.8	14	90	.5	2.5	10	68	.5	2.4	3	37	.1	1.6				
SP '04	10	211	.4	2.9	10	67	.4	2.3	23	121	1.0	4.5	13	111	.6	3.5	4	50	.2	2.2				
KTDD-AM																								
SP '05		6								6														
WI '05		7				7			1	7		.2		7										
FA '04																								
SU '04																								
4-Book		3				2				3		.1		2										
SP '04		17			1	6		.2		6				5				6						
KWIE-FM																								
SP '05	27	505	1.1	6.9	18	256	.7	3.6	36	313	1.4	6.3	34	285	1.3	7.1	18	172	.7	9.1				
WI '05	22	563	.9	6.2	32	334	1.3	6.3	20	251	.8	4.2	29	334	1.2	7.0	16	244	.6	8.8				
FA '04	15	424	.6	4.1	15	189	.6	3.1	18	248	.7	3.4	22	235	.9	5.2	14	141	.6	7.2				
SU '04	23	410	1.0	6.6	24	228	1.1	5.4	37	264	1.7	6.8	27	266	1.2	6.7	13	147	.6	7.6				
4-Book	22	476	.9	6.0	22	252	.9	4.6	28	269	1.2	5.2	28	280	1.2	6.5	15	176	.6	8.2				
SP '04	16	367	.7	4.7	15	148	.7	3.4	18	204	.8	3.5	17	227	.8	4.5	12	134	.5	6.5				
KXRS-FM																								
SP '05	4	44	.2	1.0	3	25	.1	.6	5	25	.2	.9	3	25	.1	.6	5	24	.2	2.5				
WI '05	2	51	.1	.6	4	19	.2	.8	3	19	.1	.6	4	19	.2	1.0	1	13		.6				
FA '04	3	71	.1	.8	3	42	.1	.6	6	47	.2	1.1	2	30	.1	.5	1	36		.5				
SU '04	3	46	.1	.9	3	15	.1	.7	3	13	.1	.5	4	21	.2	1.0	3	18	.1	1.7				
4-Book	3	53	.1	.8	3	25	.1	.7	4	26	.2	.8	3	24	.2	.8	3	23	.1	1.3				
SP '04	3	50	.1	.9	4	24	.2	.9	4	19	.2	.8	3	19	.1	.8	3	30	.1	1.6				
KXSB-FM																								
SP '05	6	171	.2	1.5	8	64	.3	1.6	12	96	.5	2.1	7	57	.3	1.5	2	32	.1	1.0				
WI '05	10	198	.4	2.8	18	86	.7	3.6	18	132	.7	3.8	8	105	.3	1.9	3	39	.1	1.7				
FA '04	15	219	.6	4.1	18	118	.7	3.7	17	148	.7	3.2	13	109	.5	3.1	5	90	.2	2.6				
SU '04	9	126	.4	2.6	9	60	.4	2.0	15	75	.7	2.7	9	48	.4	2.2	6	26	.3	3.5				
4-Book	10	179	.4	2.8	13	82	.5	2.7	16	113	.7	3.0	9	80	.4	2.2	4	47	.2	2.2				
SP '04	8	111	.4	2.3	12	65	.5	2.8	12	77	.5	2.3	7	56	.3	1.9	3	25	.1	1.6				
KABC-AM																								
SP '05		26			1	6		.2						6			1	13		.5				
WI '05	2	7	.1	.6	1	7		.2	3	7	.1	.6	4	7	.2	1.0								
FA '04																								
SU '04		5				5				5			1	5		.2								
4-Book	1	10		.2	1	5		.1	1	3		.2	1	5		.1	3	5		.1				
SP '04		5																						

** Station(s) not reported this survey.
* Listener estimates adjusted for reported broadcast schedule.
+ Station(s) changed call letters - see Page 13.
4-Book: Avg. of current and previous 3 surveys.
2-Book: Avg. of most recent 2 surveys.

Target Listener Trends

Women 18-34																				
Monday-Sunday 6AM-MID				Monday-Friday 6AM-10AM				Monday-Friday 10AM-3PM				Monday-Friday 3PM-7PM				Monday-Friday 7PM-MID				
AQH (00)	Cume (00)	AQH Rtg	AQH Shr	AQH (00)	Cume (00)	AQH Rtg	AQH Shr	AQH (00)	Cume (00)	AQH Rtg	AQH Shr	AQH (00)	Cume (00)	AQH Rtg	AQH Shr	AQH (00)	Cume (00)	AQH Rtg	AQH Shr	
KBIG-FM																				
SP '05	10	200	.4	2.5	10	73	.4	2.0	18	107	.7	3.1	14	103	.6	2.9	2	27	.1	1.0
WI '05	4	160	.2	1.1	9	65	.4	1.8	5	77	.2	1.0	3	45	.1	.7	2	46	.1	1.1
FA '04	2	120	.1	.5	4	54	.2	.8	2	65	.1	.4	5	59	.2	1.2	1	12		.5
SU '04	8	184	.4	2.3	9	80	.4	2.0	17	115	.8	3.1	9	62	.4	2.2	3	50	.1	1.7
4-Book	6	166	.3	1.6	8	68	.4	1.7	11	91	.5	1.9	8	67	.3	1.8	2	34	.1	1.1
SP '04	7	161	.3	2.1	12	78	.5	2.8	12	92	.5	2.3	6	57	.3	1.6	4	49	.2	2.2
KCBS-FM																				
SP '05	8	200	.3	2.0	7	67	.3	1.4	16	127	.6	2.8	12	112	.5	2.5	5	70	.2	2.5
WI '05	2	85	.1	.6	1	37		.2	3	29	.1	.6	2	50	.1	.5		13		
FA '04	4	127	.2	1.1	5	28	.2	1.0	8	42	.3	1.5	6	58	.2	1.4	1	24		.5
SU '04	6	114	.3	1.7	6	38	.3	1.3	10	54	.4	1.8	10	58	.4	2.5	3	48	.1	1.7
4-Book	5	132	.2	1.4	5	43	.2	1.0	9	63	.4	1.7	8	70	.3	1.7	2	39	.1	1.2
SP '04	3	176	.1	.9	5	70	.2	1.1	4	87	.2	.8	3	64	.1	.8	3	46	.1	1.6
KFI -AM																				
SP '05	3	89	.1	.8	2	26	.1	.4	5	47	.2	.9	8	70	.3	1.7	1	6		.5
WI '05	8	121	.3	2.2	7	45	.3	1.4	15	69	.6	3.1	13	83	.5	3.1	4	7	.2	2.2
FA '04	5	101	.2	1.4	4	47	.2	.8	16	72	.6	3.0	5	47	.2	1.2		12		
SU '04	7	146	.3	2.0	9	62	.4	2.0	13	94	.6	2.4	12	70	.5	3.0	3	24	.1	1.7
4-Book	6	114	.2	1.6	6	45	.3	1.2	12	71	.5	2.4	10	68	.4	2.3	2	12	.1	1.1
SP '04	9	114	.4	2.6	9	23	.4	2.1	19	80	.9	3.7	15	46	.7	4.0	2	28	.1	1.1
KFVB-AM																				
SP '05		8												8				8		
WI '05	**	**	**	**	**	**	**	**	**	**	**	**	**	**	**	**	**	**	**	**
FA '04		9												4						
SU '04		10				5				5				1	10		.2			
4-Book	**	**	**	**	**	**	**	**	**	**	**	**	**	**	**	**	**	**	**	**
SP '04	1	17		.3	2	17	.1	.5		5		.5		6				1	11	.5
KHHT-FM																				
SP '05	11	317	.4	2.8	12	134	.5	2.4	12	139	.5	2.1	13	157	.5	2.7	6	80	.2	3.0
WI '05	12	255	.5	3.4	17	117	.7	3.4	19	106	.8	4.0	16	119	.6	3.9	5	71	.2	2.8
FA '04	15	311	.6	4.1	22	132	.9	4.6	19	194	.8	3.6	14	169	.6	3.3	12	82	.5	6.2
SU '04	10	261	.4	2.9	12	101	.5	2.7	17	144	.8	3.1	8	120	.4	2.0	11	80	.5	6.4
4-Book	12	286	.5	3.3	16	121	.7	3.3	17	146	.7	3.2	13	141	.5	3.0	9	78	.4	4.6
SP '04	11	283	.5	3.2	16	122	.7	3.7	9	110	.4	1.8	11	145	.5	2.9	11	95	.5	6.0
KIIS-FM																				
SP '05	27	584	1.1	6.9	36	334	1.4	7.1	44	327	1.7	7.7	30	293	1.2	6.3	10	136	.4	5.1
WI '05	15	574	.6	4.2	20	236	.8	3.9	25	259	1.0	5.2	17	241	.7	4.1	6	105	.2	3.3
FA '04	11	536	.4	3.0	14	185	.6	2.9	12	254	.5	2.2	20	288	.8	4.7	6	109	.2	3.1
SU '04	19	599	.9	5.4	21	247	.9	4.7	21	316	.9	3.8	34	401	1.5	8.5	12	154	.5	7.0
4-Book	18	573	.8	4.9	23	251	.9	4.7	26	289	1.0	4.7	25	306	1.1	5.9	9	126	.3	4.6
SP '04	14	519	.6	4.1	16	182	.7	3.7	20	275	.9	3.9	19	265	.9	5.1	8	136	.4	4.3
KKBT-FM																				
SP '05	8	289	.3	2.0	17	140	.7	3.4	10	134	.4	1.7	13	124	.5	2.7	3	76	.1	1.5
WI '05	8	247	.3	2.2	14	111	.6	2.8	6	93	.2	1.3	10	138	.4	2.4	2	47	.1	1.1
FA '04	14	318	.6	3.8	28	138	1.1	5.8	12	144	.5	2.2	14	132	.6	3.3	8	84	.3	4.1
SU '04	10	334	.4	2.9	19	101	.9	4.2	10	182	.4	1.8	8	139	.4	2.0	7	108	.3	4.1
4-Book	10	297	.4	2.7	20	123	.8	4.1	10	138	.4	1.8	11	133	.5	2.6	5	79	.2	2.7
SP '04	9	305	.4	2.6	13	156	.6	3.0	10	155	.4	1.9	13	181	.6	3.5	5	99	.2	2.7
KLAC-AM																				
SP '05																				
WI '05																				
FA '04	1	14		.3	1	7		.2		7				2	7	.1	.5	1	7	.5
SU '04	**	**	**	**	**	**	**	**	**	**	**	**	**	**	**	**	**	**	**	**
4-Book	**	**	**	**	**	**	**	**	**	**	**	**	**	**	**	**	**	**	**	**
SP '04		12												6					6	

** Station(s) not reported this survey.

* Listener estimates adjusted for reported broadcast schedule.

+ Station(s) changed call letters - see Page 13.

4-Book: Avg. of current and previous 3 surveys.
2-Book: Avg. of most recent 2 surveys.

Target Listener Trends

Target Listener Trends - Women 18-34

Women 18-34																				
Monday-Sunday 6AM-MID				Monday-Friday 6AM-10AM				Monday-Friday 10AM-3PM				Monday-Friday 3PM-7PM				Monday-Friday 7PM-MID				
AQH (00)	Cume (00)	AQH Rtg	AQH Shr	AQH (00)	Cume (00)	AQH Rtg	AQH Shr	AQH (00)	Cume (00)	AQH Rtg	AQH Shr	AQH (00)	Cume (00)	AQH Rtg	AQH Shr	AQH (00)	Cume (00)	AQH Rtg	AQH Shr	
KLAX-FM																				
SP '05	6	144	.2	1.5	13	89	.5	2.6	10	75	.4	1.7	4	49	.2	.8	1	19	.5	
WI '05	4	133	.2	1.1	9	57	.4	1.8	5	71	.2	1.0	5	64	.2	1.2	1	18	.6	
FA '04	4	112	.2	1.1	2	29	.1	.4	4	45	.2	.7	9	58	.4	2.1		10		
SU '04	10	142	.4	2.9	12	70	.5	2.7	11	68	.5	2.0	11	96	.5	2.7	5	52	.2 2.9	
4-Book	6	133	.3	1.7	9	61	.4	1.9	8	65	.3	1.4	7	67	.3	1.7	2	25	.1 1.0	
SP '04	7	156	.3	2.1	13	80	.6	3.0	10	79	.4	1.9	5	66	.2	1.3	1	24	.5	
KLOS-FM																				
SP '05	2	71	.1	.5	4	26	.2	.8	2	38	.1	.3	2	31	.1	.4		18		
WI '05	3	91	.1	.8	6	41	.2	1.2	3	35	.1	.6	5	49	.2	1.2	1	5	.6	
FA '04	2	59	.1	.5	4	26	.2	.8	3	21	.1	.6	3	27	.1	.7		9		
SU '04	2	105	.1	.6	2	37	.1	.4	1	39	.2	.2	1	14		.2	1	27	.6	
4-Book	2	82	.1	.6	4	33	.2	.8	2	33	.1	.4	3	30	.1	.6	1	15	.3	
SP '04	3	169	.1	.9	6	76	.3	1.4	1	42	.2	.2	4	68	.2	1.1	1	31	.5	
KLXS-FM																				
SP '05	6	119	.2	1.5	8	69	.3	1.6	17	76	.7	3.0	7	43	.3	1.5		13		
WI '05	9	96	.4	2.5	18	58	.7	3.6	12	46	.5	2.5	18	57	.7	4.3	4	31	.2 2.2	
FA '04	5	130	.2	1.4	9	74	.4	1.9	8	52	.3	1.5	8	69	.3	1.9	2	11	.1 1.0	
SU '04	2	61	.1	.6	3	38	.1	.7	5	22	.2	.9	3	36	.1	.7		4		
4-Book	6	102	.2	1.5	10	60	.4	2.0	11	49	.4	2.0	9	51	.4	2.1	2	15	.1 .8	
SP '04	4	65	.2	1.2	13	36	.6	3.0	5	36	.2	1.0	4	35	.2	1.1				
KLVE-FM																				
SP '05	21	292	.8	5.3	24	152	1.0	4.8	23	158	.9	4.0	23	170	.9	4.8	23	159	.9 11.6	
WI '05	21	480	.8	5.9	27	167	1.1	5.3	35	255	1.4	7.3	11	179	.4	2.7	13	141	.5 7.2	
FA '04	31	502	1.2	8.4	37	212	1.5	7.7	52	310	2.1	9.7	26	220	1.0	6.2	19	163	.8 9.7	
SU '04	17	229	.8	4.9	24	146	1.1	5.4	33	152	1.5	6.0	13	101	.6	3.2	8	78	.4 4.7	
4-Book	23	376	.9	6.1	28	169	1.2	5.8	36	219	1.5	6.8	18	168	.7	4.2	16	135	.7 8.3	
SP '04	14	254	.6	4.1	15	119	.7	3.4	28	160	1.3	5.5	12	105	.5	3.2	7	93	.3 3.8	
KLYY-FM																				
SP '05	19	335	.8	4.8	21	157	.8	4.2	35	209	1.4	6.1	29	176	1.2	6.1	4	69	.2 2.0	
WI '05	27	459	1.1	7.6	25	194	1.0	4.9	49	331	1.9	10.2	26	206	1.0	6.3	9	108	.4 5.0	
FA '04	23	461	.9	6.2	14	178	.6	2.9	45	294	1.8	8.4	23	215	.9	5.5	13	136	.5 6.7	
SU '04	21	379	.9	6.0	20	142	.9	4.5	44	263	2.0	8.1	19	179	.9	4.7	5	75	.2 2.9	
4-Book	23	409	.9	6.2	20	168	.8	4.1	43	274	1.8	8.2	24	194	1.0	5.7	8	97	.3 4.2	
SP '04	28	451	1.3	8.2	25	191	1.1	5.7	65	323	2.9	12.7	21	195	.9	5.6	6	105	.3 3.3	
KMXE-AM																				
SP '05		19				6				6								6		
WI '05	**	**	**	**	**	**	**	**	**	**	**	**	**	**	**	**	**	**	**	**
FA '04	6	41	.2	1.6	6	29	.2	1.2	6	29	.2	1.1	10	28	.4	2.4	4	17	.2 2.1	
SU '04	**	**	**	**	**	**	**	**	**	**	**	**	**	**	**	**	**	**	**	**
4-Book	**	**	**	**	**	**	**	**	**	**	**	**	**	**	**	**	**	**	**	
SP '04		9				5				1	9	.2		5				5		
KMZT-FM																				
SP '05																				
WI '05	3	39	.1	.8	3	13	.1	.6	8	26	.3	1.7	4	13	.2	1.0		4		
FA '04		18				8				4				12						
SU '04		9				4		.2		9				5						
4-Book	1	17	.2		1	6	.2		2	10	.1	.4	1	8	.1	.3		1		
SP '04		25								1	14	.2		6				10		
KNX -AM																				
SP '05		6			2	6	.1	.4					1	6		.2				
WI '05	1	39		.3	2	20	.1	.4	1	13		.2	1	19		.2		14		
FA '04																				
SU '04	1	36		.3	1	15		.2		6		.2	2	36	.1	.5		6		
4-Book	1	20	.2		1	10	.1	.3		5		.1	1	15		.2		5		
SP '04	1	46		.3	4	23	.2	.9	1	17		.2	4	34	.2	1.1		10		

** Station(s) not reported this survey.

* Listener estimates adjusted for reported broadcast schedule.

+ Station(s) changed call letters - see Page 13.

4-Book: Avg. of current and previous 3 surveys.
2-Book: Avg. of most recent 2 surveys.

Target Listener Trends

Women 18-34																						
Monday-Sunday 6AM-MID				Monday-Friday 6AM-10AM				Monday-Friday 10AM-3PM				Monday-Friday 3PM-7PM				Monday-Friday 7PM-MID						
AQH (00)	Cume (00)	AQH Rtg	AQH Shr	AQH (00)	Cume (00)	AQH Rtg	AQH Shr	AQH (00)	Cume (00)	AQH Rtg	AQH Shr	AQH (00)	Cume (00)	AQH Rtg	AQH Shr	AQH (00)	Cume (00)	AQH Rtg	AQH Shr			
KOST-FM																						
SP '05	15	336	.6	3.8	17	114	.7	3.4	20	165	.8	3.5	18	161	.7	3.8	15	100	.6	7.6		
WI '05	9	232	.4	2.5	14	97	.6	2.8	16	104	.6	3.3	8	117	.3	1.9	2	49	.1	1.1		
FA '04	8	261	.3	2.2	10	110	.4	2.1	16	131	.6	3.0	9	103	.4	2.1	3	64	.1	1.5		
SU '04	9	204	.4	2.6	7	104	.3	1.6	14	116	.6	2.6	8	90	.4	2.0	7	51	.3	4.1		
4-Book	10	258	.4	2.8	12	106	.5	2.5	17	129	.7	3.1	11	118	.5	2.5	7	66	.3	3.6		
SP '04	13	219	.6	3.8	15	59	.7	3.4	22	109	1.0	4.3	17	81	.8	4.5	10	68	.4	5.4		
KPLM-FM																						
SP '05	1	42		.3		7				5				2	24	.1	.4					
WI '05	1	18		.3	1	18		.2						2	18	.1	.5	2	7	.1	1.1	
FA '04	**	**	**	**	**	**	**	**	**	**	**	**	**	**	**	**	**	**	**	**	**	
SU '04	**	**	**	**	**	**	**	**	**	**	**	**	**	**	**	**	**	**	**	**	**	
4-Book	**	**	**	**	**	**	**	**	**	**	**	**	**	**	**	**	**	**	**	**	**	
SP '04	2	25	.1	.6						6				6	25	.3	1.6	1	12		.5	
KPWR-FM																						
SP '05	12	343	.5	3.1	16	155	.6	3.2	18	155	.7	3.1	14	170	.6	2.9	8	154	.3	4.0		
WI '05	6	262	.2	1.7	8	118	.3	1.6	5	86	.2	1.0	7	132	.3	1.7	6	92	.2	3.3		
FA '04	9	349	.4	2.4	12	147	.5	2.5	9	174	.4	1.7	14	159	.6	3.3	6	120	.2	3.1		
SU '04	10	352	.4	2.9	16	136	.7	3.6	8	130	.4	1.5	12	173	.5	3.0	8	115	.4	4.7		
4-Book	9	327	.4	2.5	13	139	.5	2.7	10	136	.4	1.8	12	159	.5	2.7	7	120	.3	3.8		
SP '04	8	343	.4	2.3	15	111	.7	3.4	10	156	.4	1.9	9	151	.4	2.4	4	85	.2	2.2		
KRCV-FM																						
SP '05		19							1	13		.2		1	13		.2					
WI '05	1	19		.3		6			1	12		.2		1	6		.2		1	6		.6
FA '04	**	**	**	**	**	**	**	**	**	**	**	**	**	**	**	**	**	**	**	**	**	
SU '04	**	**	**	**	**	**	**	**	**	**	**	**	**	**	**	**	**	**	**	**	**	
4-Book	**	**	**	**	**	**	**	**	**	**	**	**	**	**	**	**	**	**	**	**	**	
SP '04		9				5			1	9		.2		1	5		.3					
KROQ-FM																						
SP '05	10	245	.4	2.5	11	122	.4	2.2	11	136	.4	1.9	17	123	.7	3.6	4	89	.2	2.0		
WI '05	8	236	.3	2.2	10	144	.4	2.0	9	98	.4	1.9	11	136	.4	2.7	5	79	.2	2.8		
FA '04	5	167	.2	1.4	7	66	.3	1.5	10	96	.4	1.9	6	96	.2	1.4	1	25		.5		
SU '04	8	254	.4	2.3	11	101	.5	2.5	9	126	.4	1.6	10	123	.4	2.5	6	95	.3	3.5		
4-Book	8	226	.3	2.1	10	108	.4	2.1	10	114	.4	1.8	11	120	.4	2.6	4	72	.2	2.2		
SP '04	7	256	.3	2.1	7	62	.3	1.6	8	131	.4	1.6	10	137	.4	2.7	7	101	.3	3.8		
KRTH-FM																						
SP '05	1	77		.3	4	37	.2	.8	2	27	.1	.3		13					6			
WI '05	2	105	.1	.6	4	37	.2	.8	1	31		.2	2	43	.1	.5	2	36	.1	1.1		
FA '04	3	127	.1	.8	2	26	.1	.4	4	59	.2	.7	3	56	.1	.7	1	22		.5		
SU '04	5	145	.2	1.4	4	42	.2	.9	9	63	.4	1.6	6	63	.3	1.5	1	14		.6		
4-Book	3	114	.1	.8	4	36	.2	.7	4	45	.2	.7	3	44	.1	.7	1	20		.6		
SP '04	2	83	.1	.6		10			1	17		.2	2	38	.1	.5	1	17		.5		
KSCA-FM																						
SP '05	20	234	.8	5.1	38	170	1.5	7.5	24	164	1.0	4.2	27	114	1.1	5.7	9	51	.4	4.5		
WI '05	12	269	.5	3.4	31	133	1.2	6.1	13	134	.5	2.7	9	83	.4	2.2	4	56	.2	2.2		
FA '04	21	274	.8	5.7	42	159	1.7	8.7	31	169	1.2	5.8	13	100	.5	3.1	10	73	.4	5.1		
SU '04	13	191	.6	3.7	28	111	1.3	6.3	19	138	.9	3.5	9	84	.4	2.2	3	44	.1	1.7		
4-Book	17	242	.7	4.5	35	143	1.4	7.2	22	151	.9	4.1	15	95	.6	3.3	7	56	.3	3.4		
SP '04	9	193	.4	2.6	21	98	.9	4.8	10	76	.4	1.9	5	63	.2	1.3	3	32	.1	1.6		
KSSE-FM																						
SP '05	7	107	.3	1.8	9	50	.4	1.8	13	64	.5	2.3	6	44	.2	1.3	3	25	.1	1.5		
WI '05	4	157	.2	1.1	7	94	.3	1.4	8	93	.3	1.7	4	44	.2	1.0	1	19		.6		
FA '04	5	159	.2	1.4	8	65	.3	1.7	8	68	.3	1.5	5	71	.2	1.2	3	30	.1	1.5		
SU '04	9	132	.4	2.6	13	90	.6	2.9	10	82	.4	1.8	11	72	.5	2.7	7	56	.3	4.1		
4-Book	6	139	.3	1.7	9	75	.4	2.0	10	77	.4	1.8	7	58	.3	1.6	4	33	.1	1.9		
SP '04	9	118	.4	2.6	10	70	.4	2.3	17	65	.8	3.3	11	56	.5	2.9	2	41	.1	1.1		

** Station(s) not reported this survey.

* Listener estimates adjusted for reported broadcast schedule.

+ Station(s) changed call letters - see Page 13.

4-Book: Avg. of current and previous 3 surveys.
2-Book: Avg. of most recent 2 surveys.

Target Listener Trends

Women 18-34

	Monday-Sunday 6AM-MID				Monday-Friday 6AM-10AM				Monday-Friday 10AM-3PM				Monday-Friday 3PM-7PM				Monday-Friday 7PM-MID			
	AQH (00)	Cume (00)	AQH Rtg	AQH Shr	AQH (00)	Cume (00)	AQH Rtg	AQH Shr	AQH (00)	Cume (00)	AQH Rtg	AQH Shr	AQH (00)	Cume (00)	AQH Rtg	AQH Shr	AQH (00)	Cume (00)	AQH Rtg	AQH Shr
KTWV-FM																				
SP '05	1	27		.3	1	12		.2		14			1	13		.2		13		
WI '05	5	115	.2	1.4	7	49	.3	1.4	7	55	.3	1.5	7	73	.3	1.7	2	40	.1	1.1
FA '04	3	45	.1	.8	3	20	.1	.6	6	25	.2	1.1	4	26	.2	.9	1	14		.5
SU '04	2	84	.1	.6		12			2	30	.1	.4	3	42	.1	.7	1	7		.6
4-Book	3	68	.1	.8	3	23	.1	.6	4	31	.2	.8	4	39	.2	.9	1	19		.6
SP '04	4	37	.2	1.2	4	12	.2	.9	8	15	.4	1.6	5	15	.2	1.3	2	13	.1	1.1
KVVE-FM																				
SP '05	1	52		.3	3	25	.1	.6	1	26		.2	3	39	.1	.6	1	20		.5
WI '05	4	95	.2	1.1	6	45	.2	1.2	2	44	.1	.4	7	44	.3	1.7	2	25	.1	1.1
FA '04	2	110	.1	.5	2	38	.1	.4	4	66	.2	.7	3	47	.1	.7	1	12		.5
SU '04	2	74	.1	.6	3	21	.1	.7		4			3	27	.1	.7	1	21		.6
4-Book	2	83	.1	.6	4	32	.1	.7	2	35	.1	.3	4	39	.2	.9	1	20		.7
SP '04	6	88	.3	1.8	8	55	.4	1.8	7	54	.3	1.4	5	35	.2	1.3	3	20	.1	1.6
KYSR-FM																				
SP '05	6	127	.2	1.5	5	59	.2	1.0	11	87	.4	1.9	6	83	.2	1.3	3	42	.1	1.5
WI '05	5	158	.2	1.4	10	69	.4	2.0	6	81	.2	1.3	5	63	.2	1.2	2	14	.1	1.1
FA '04	3	111	.1	.8	5	58	.2	1.0	6	55	.2	1.1	3	44	.1	.7	1	23		.5
SU '04	3	121	.1	.9	2	29	.1	.4	4	58	.2	.7	3	85	.1	.7	2	39	.1	1.2
4-Book	4	129	.2	1.2	6	54	.2	1.1	7	70	.3	1.3	4	69	.2	1.0	2	30	.1	1.1
SP '04	7	175	.3	2.1	14	93	.6	3.2	12	82	.5	2.3	7	72	.3	1.9	3	47	.1	1.6
KZLA-FM																				
SP '05	4	140	.2	1.0	3	44	.1	.6	8	99	.3	1.4	5	101	.2	1.1		17		
WI '05	3	120	.1	.8	4	64	.2	.8	3	52	.1	.6	3	83	.1	.7	1	39		.6
FA '04	5	148	.2	1.4	8	55	.3	1.7	7	85	.3	1.3	6	101	.2	1.4	1	33		.5
SU '04	3	171	.1	.9	4	64	.2	.9	5	102	.2	.9	5	86	.2	1.2	2	46	.1	1.2
4-Book	4	145	.2	1.0	5	57	.2	1.0	6	85	.2	1.1	5	93	.2	1.1	1	34		.6
SP '04	5	91	.2	1.5	6	41	.3	1.4	5	48	.2	1.0	10	61	.4	2.7	1	17		.5
TOTALS																				
SP '05	393	2420	15.6		505	2038	20.0		575	2104	22.8		476	2069	18.9		198	1398	7.9	
WI '05	356	2396	14.1		507	1986	20.1		479	1868	19.0		415	1964	16.5		181	1351	7.2	
FA '04	369	2430	14.6		482	1982	19.1		534	2029	21.2		422	1997	16.7		195	1283	7.7	
SU '04	350	2170	15.7		448	1770	20.1		546	1870	24.5		402	1797	18.0		172	1303	7.7	
4-Book	367	2354	15.0		486	1944	19.8		534	1968	21.9		429	1957	17.5		187	1334	7.6	
SP '04	341	2140	15.3		436	1763	19.5		513	1859	23.0		375	1781	16.8		184	1307	8.2	

** Station(s) not reported this survey.

* Listener estimates adjusted for reported broadcast schedule.

+ Station(s) changed call letters - see Page 13.

4-Book: Avg. of current and previous 3 surveys.
2-Book: Avg. of most recent 2 surveys.

Target Listener Trends - Women 18-34

Target Listener Estimates

Women 18-34																				
Monday-Friday 6AM-7PM				Weekend 6AM-MID				Saturday 6AM-10AM				Saturday 10AM-3PM				Saturday 3PM-7PM				
AQH (00)	Cume (00)	AQH Rtg	AQH Shr	AQH (00)	Cume (00)	AQH Rtg	AQH Shr	AQH (00)	Cume (00)	AQH Rtg	AQH Shr	AQH (00)	Cume (00)	AQH Rtg	AQH Shr	AQH (00)	Cume (00)	AQH Rtg	AQH Shr	
KAEH-FM																				
SP '05	9	88	.4	1.7	4	49	.2	1.4	8	18	.3	2.7	8	25	.3	1.7				
4-Book	9	100	.4	1.9	6	65	.2	2.0	10	22	.4	3.8	13	37	.5	2.9	3	13	.1	.9
KATY-FM																				
SP '05	12	67	.5	2.3	6	47	.2	2.0	7	27	.3	2.4	12	40	.5	2.5	6	21	.2	1.6
4-Book	**	**	**	**	**	**	**	**	**	**	**	**	**	**	**	**	**	**	**	**
KCAL-AM																				
SP '05	1	26		.2	3	19	.1	1.0	4	6	.2	1.4	9	19	.4	1.9	1	6		.3
4-Book	**	**	**	**	**	**	**	**	**	**	**	**	**	**	**	**	**	**	**	**
KCAL-FM																				
SP '05	12	210	.5	2.3	7	78	.3	2.4	6	19	.2	2.0	7	31	.3	1.4	10	32	.4	2.7
4-Book	15	254	.6	3.1	8	121	.4	3.0	8	32	.3	3.1	13	52	.5	2.8	14	45	.6	4.2
KCXX-FM																				
SP '05	16	191	.6	3.1	8	116	.3	2.7	9	26	.4	3.1	19	42	.8	3.9	4	32	.2	1.1
4-Book	11	210	.5	2.3	7	120	.3	2.6	7	24	.3	2.8	12	37	.5	2.5	6	29	.3	1.6
+KDAI-FM																				
SP '05	11	105	.4	2.1	7	78	.3	2.4					4	13	.2	.8	15	39	.6	4.1
4-Book	**	**	**	**	**	**	**	**	**	**	**	**	**	**	**	**	**	**	**	**
KDIF-AM																				
SP '05	6	57	.2	1.1	5	32	.2	1.7	6	19	.2	2.0	6	25	.2	1.2	9	19	.4	2.5
4-Book	**	**	**	**	**	**	**	**	**	**	**	**	**	**	**	**	**	**	**	**
KEZY-AM																				
SP '05	2	6	.1	.4	2	6	.1	.7	3	6	.1	1.0	4	6	.2	.8				
4-Book	5	20	.2	1.1	4	18	.2	1.3	5	12	.2	2.0	5	9	.2	1.0	3	6	.1	1.0
KFRG-FM																				
SP '05	21	343	.8	4.0	9	175	.4	3.0	16	28	.6	5.4	18	94	.7	3.7	20	81	.8	5.4
4-Book	23	310	.9	4.7	12	182	.5	4.2	10	29	.4	3.7	23	94	.9	4.9	15	58	.7	4.4
KGGI-FM																				
SP '05	57	790	2.3	10.9	41	444	1.6	13.9	27	121	1.1	9.2	73	198	2.9	15.1	31	90	1.2	8.4
4-Book	52	773	2.1	10.7	37	472	1.5	13.2	27	115	1.1	10.3	57	189	2.3	12.4	39	134	1.6	11.2
KOLA-FM																				
SP '05	9	119	.4	1.7	6	48	.2	2.0	16	33	.6	5.4	13	27	.5	2.7	5	15	.2	1.4
4-Book	11	134	.5	2.3	6	61	.2	2.1	7	19	.3	2.4	12	30	.5	2.6	9	21	.4	2.7
KTDD-AM																				
SP '05		6																		
4-Book		3				2				2				2						
KWIE-FM																				
SP '05	30	445	1.2	5.7	30	274	1.2	10.1	19	59	.8	6.4	52	132	2.1	10.8	38	108	1.5	10.4
4-Book	26	428	1.1	5.4	19	236	.8	6.6	15	60	.6	5.6	29	97	1.2	6.3	24	82	1.0	7.0
KXRS-FM																				
SP '05	4	37	.2	.8	3	24	.1	1.0	6	6	.2	2.0	4	13	.2	.8	6	13	.2	1.6
4-Book	4	47	.2	.7	2	26	.1	.7	4	6	.1	1.2	2	8	.1	.4	3	8	.1	.7
KXSB-FM																				
SP '05	9	146	.4	1.7	3	76	.1	1.0	6	19	.2	2.0	7	32	.3	1.4	6	13	.2	1.6
4-Book	13	160	.5	2.6	9	87	.4	3.3	6	17	.2	2.4	16	36	.7	3.5	15	35	.6	4.1
KABC-AM																				
SP '05	1	13		.2	1	6							2	6	.1	.4				
4-Book	1	6		.2	1	3		.2	1	2		.2	2	3	.1	.4	1	2	.1	.4
KBIG-FM																				
SP '05	15	167	.6	2.9	8	97	.3	2.7	4	13	.2	1.4	11	36	.4	2.3	7	30	.3	1.9
4-Book	9	132	.4	1.8	4	60	.2	1.3	3	12	.1	1.2	6	24	.2	1.2	3	12	.1	.7

** Station(s) not reported this survey.

* Listener estimates adjusted for reported broadcast schedule.

+ Station(s) changed call letters - see Page 13.

4-Book: Avg. of current and previous 3 surveys.
2-Book: Avg. of most recent 2 surveys.

Target Listener Estimates

Women 18-34																				
Monday-Friday 6AM-7PM				Weekend 6AM-MID				Saturday 6AM-10AM				Saturday 10AM-3PM				Saturday 3PM-7PM				
AQH (00)	Cume (00)	AQH Rtg	AQH Shr	AQH (00)	Cume (00)	AQH Rtg	AQH Shr	AQH (00)	Cume (00)	AQH Rtg	AQH Shr	AQH (00)	Cume (00)	AQH Rtg	AQH Shr	AQH (00)	Cume (00)	AQH Rtg	AQH Shr	
KCBS-FM																				
SP '05	12	183	.5	2.3	4	86	.2	1.4												
4-Book	7	107	.3	1.4	3	55	.1	1.0	3	11	.1	1.0	5	18	.2	1.1	4	34	.2	1.1
KFI -AM																				
SP '05	5	83	.2	1.0	1	12		.3					2	6	.1	.4				
4-Book	9	109	.4	2.0	2	30	.1	.6	5	17	.2	1.7	2	10	.1	.4	2	8	.1	.4
KFVB-AM																				
SP '05		8																		
4-Book	**	**	**	**	**	**	**	**	**	**	**	**	**	**	**	**	**	**	**	**
KHHT-FM																				
SP '05	12	268	.5	2.3	13	199	.5	4.4	9	20	.4	3.1	22	86	.9	4.6	14	48	.6	3.8
4-Book	15	236	.7	3.2	9	155	.4	3.1	10	34	.4	3.9	15	55	.6	3.2	10	38	.4	2.9
KIIS-FM																				
SP '05	37	532	1.5	7.1	20	292	.8	6.8	15	63	.6	5.1	39	122	1.5	8.1	26	90	1.0	7.1
4-Book	25	502	1.0	5.0	13	250	.5	4.7	11	47	.4	4.1	21	87	.9	4.5	18	70	.7	5.3
KKBT-FM																				
SP '05	13	233	.5	2.5	3	96	.1	1.0	5	20	.2	1.7	5	14	.2	1.0		5		
4-Book	13	250	.5	2.7	7	140	.3	2.6	7	24	.3	2.8	11	35	.5	2.3	11	38	.4	3.1
KLAC-AM																				
SP '05																				
4-Book	**	**	**	**	**	**	**	**	**	**	**	**	**	**	**	**	**	**	**	**
KLAX-FM																				
SP '05	9	125	.4	1.7	5	76	.2	1.7	11	32	.4	3.7	7	19	.3	1.4	6	25	.2	1.6
4-Book	8	111	.3	1.6	6	68	.2	2.0	7	17	.3	2.5	9	26	.4	2.0	6	17	.3	1.9
KLOS-FM																				
SP '05	3	57	.1	.6	1	19		.3										1	5	.3
4-Book	3	64	.1	.6	2	27	.1	.7	1	2		.4	3	11	.1	.6	4	12	.2	1.2
KLSX-FM																				
SP '05	11	119	.4	2.1		6												1	1	.1
4-Book	10	99	.4	2.0	1	12		.2	2	6	.1	.7	1	4		.2	1	1	.1	.4
KLVE-FM																				
SP '05	23	260	.9	4.4	14	133	.6	4.7	10	25	.4	3.4	15	45	.6	3.1	16	37	.6	4.4
4-Book	28	310	1.2	5.8	17	214	.7	6.1	15	44	.6	5.6	29	86	1.2	6.4	17	56	.7	4.8
KLYY-FM																				
SP '05	29	297	1.2	5.5	11	132	.4	3.7	16	38	.6	5.4	16	50	.6	3.3	23	43	.9	6.3
4-Book	31	357	1.3	6.3	18	218	.8	6.7	13	42	.5	4.6	35	98	1.4	7.7	22	56	.9	6.8
KMXE-AM																				
SP '05		13				6														
4-Book	**	**	**	**	**	**	**	**	**	**	**	**	**	**	**	**	**	**	**	**
KMZT-FM																				
SP '05																				
4-Book	1	12	.1	.3		8		.1					1	1		.1		3		.1
KNX -AM																				
SP '05	1	6		.2		6														
4-Book	1	20		.2		3														
KOST-FM																				
SP '05	18	261	.7	3.4	7	151	.3	2.4	7	21	.3	2.4	9	32	.4	1.9	5	27	.2	1.4
4-Book	13	203	.5	2.7	6	107	.3	2.3	4	12	.2	1.3	12	33	.5	2.5	7	26	.3	2.0
KPLM-FM																				
SP '05	1	30		.2		19												2	6	.1
4-Book	**	**	**	**	**	**	**	**	**	**	**	**	**	**	**	**	**	**	**	**

Target Listener Estimates - Women 18-34

** Station(s) not reported this survey.

* Listener estimates adjusted for reported broadcast schedule.

+ Station(s) changed call letters - see Page 13.

4-Book: Avg. of current and previous 3 surveys.
2-Book: Avg. of most recent 2 surveys.

Target Listener Estimates

Women 18-34																				
Monday-Friday 6AM-7PM				Weekend 6AM-MID				Saturday 6AM-10AM				Saturday 10AM-3PM				Saturday 3PM-7PM				
AQH (00)	Cume (00)	AQH Rtg	AQH Shr	AQH (00)	Cume (00)	AQH Rtg	AQH Shr	AQH (00)	Cume (00)	AQH Rtg	AQH Shr	AQH (00)	Cume (00)	AQH Rtg	AQH Shr	AQH (00)	Cume (00)	AQH Rtg	AQH Shr	
KPWR-FM																				
SP '05	16	304	.6	3.1	8	164	.3	2.7	6	39	.2	2.0	7	26	.3	1.4	11	50	.4	3.0
4-Book	12	270	.5	2.4	7	143	.3	2.4	4	22	.1	1.3	12	44	.5	2.5	9	38	.4	2.7
KRCV-FM																				
SP '05	1	19	.2		**	**	**	**	**	**	**	**	**	**	**	**	**	**	**	**
4-Book	**	**	**	**	**	**	**	**	**	**	**	**	**	**	**	**	**	**	**	**
KROQ-FM																				
SP '05	12	205	.5	2.3	8	135	.3	2.7	3	20	.1	1.0	15	40	.6	3.1	17	60	.7	4.6
4-Book	10	197	.4	2.1	7	112	.3	2.4	6	23	.3	2.3	10	42	.4	2.2	9	35	.3	2.4
KRTH-FM																				
SP '05	2	58	.1	.4	1	25	.1	.3	3	12	.1	1.0	3	13	.1	.6	2	5	.1	.7
4-Book	4	85	.2	.7	3	38	.1	.9	2	8	.1	.9	5	20	.2	1.1	2	5	.1	.7
KSCA-FM																				
SP '05	29	221	1.2	5.5	11	107	.4	3.7	23	51	.9	7.8	13	37	.5	2.7	9	19	.4	2.5
4-Book	24	209	1.0	4.8	11	129	.5	3.9	22	52	.9	8.7	15	44	.6	3.2	10	29	.5	3.0
KSSE-FM																				
SP '05	9	88	.4	1.7	4	69	.2	1.4	9	12	.4	3.1	8	31	.3	1.7	7	26	.3	1.9
4-Book	8	115	.4	1.7	5	64	.2	1.8	5	16	.2	2.0	7	24	.3	1.6	5	22	.3	1.6
KTWV-FM																				
SP '05	1	20	.2	.7	1	12	.3	.5									4	5	.2	1.1
4-Book	4	52	.2	.7	1	30	.5						2	9	.1	.5	2	4	.1	.4
KWVE-FM																				
SP '05	2	52	.1	.4	2	6	.1	.6	2	5	.1	.8	2	10	.1	.4	1	3		.3
4-Book	3	70	.1	.6	2	29	.1	.6	2	5	.1	.8	2	10	.1	.4	1	3		.3
KYSR-FM																				
SP '05	8	127	.3	1.5	4	73	.2	1.4				6	34	.2	1.2	5	27	.2	1.4	
4-Book	6	116	.2	1.2	3	54	.1	1.1	1	7	.1	.3	5	21	.2	1.0	4	17	.2	1.1
KZLA-FM																				
SP '05	6	126	.2	1.1	4	63	.2	1.4	8	11	.3	2.7	12	24	.5	2.5	9	45	.4	2.5
4-Book	5	128	.2	1.1	3	58	.1	1.0	4	10	.1	1.2	6	26	.3	1.4	5	25	.2	1.3
TOTALS																				
SP '05	523	2405	20.8		296	1952	11.7		295	750	11.7		483	1163	19.2		367	972	14.6	
4-Book	486	2329	19.9		277	1905	11.3		264	728	10.8		459	1168	18.8		341	894	14.0	

** Station(s) not reported this survey.

* Listener estimates adjusted for reported broadcast schedule.

+ Station(s) changed call letters - see Page 13.

4-Book: Avg. of current and previous 3 surveys.
2-Book: Avg. of most recent 2 surveys.

Target Listener Estimates

Women 18-34

Target Listener Estimates - Women 18-34

	Saturday 7PM-MID				Sunday 6AM-10AM				Sunday 10AM-3PM				Sunday 3PM-7PM				Sunday 7PM-MID			
	AQH (00)	Cume (00)	AQH Rtg	AQH Shr	AQH (00)	Cume (00)	AQH Rtg	AQH Shr	AQH (00)	Cume (00)	AQH Rtg	AQH Shr	AQH (00)	Cume (00)	AQH Rtg	AQH Shr	AQH (00)	Cume (00)	AQH Rtg	AQH Shr
KAEH-FM SP '05 4-Book	4 3	6 10	.2 .2	1.9 1.6	2 3	6 7	.1 .1	1.1 1.5	5 5	18 16	.2 .2	1.4 1.5	1 4	6 9	.4 .2	1.6 1.6	4 4	19 13	.2 .2	2.2 2.1
KATY-FM SP '05 4-Book	**	**	**	**	**	**	**	**	**	**	**	**	**	**	**	**	**	**	**	**
KCAL-AM SP '05 4-Book	2 **	6 **	.1 **	.9 **	1 **	6 **	.5 **	.5 **	6 **	13 **	.2 **	1.7 **	2 **	6 **	.1 **	.7 **	**	**	**	**
KCAL-FM SP '05 4-Book	10 8	32 26	.4 .3	4.7 3.8	6 5	6 15	.2 .2	3.2 2.5	11 8	34 37	.4 .3	3.0 2.3	5 7	19 25	.2 .3	1.9 2.8	5 5	12 12	.2 .2	3.5 3.5
KCXX-FM SP '05 4-Book	4 8	21 23	.2 .3	1.9 3.7	3 3	13 16	.1 .1	1.6 1.6	9 8	28 27	.4 .3	2.5 2.2	13 11	37 35	.5 .5	4.8 4.5	2 4	15 13	.1 .2	1.1 2.4
KDAI-FM SP '05 4-Book	12 **	40 **	.5 **	5.7 **	2 **	6 **	.1 **	1.1 **	13 **	19 **	.5 **	3.6 **	8 **	12 **	.3 **	3.0 **	3 **	19 **	.1 **	1.6 **
KDIF-AM SP '05 4-Book	2 **	6 **	.1 **	.9 **	6 **	19 **	.2 **	3.2 **	2 **	13 **	.1 **	.6 **	2 **	13 **	.1 **	.7 **	5 **	19 **	.2 **	2.7 **
KEZY-AM SP '05 4-Book	1	3		.4	3 4	6 10	.1 .2	1.6 2.2	3 6	6 10	.1 .3	.8 1.8	3	6	.1	1.4		2		.2
KFRG-FM SP '05 4-Book	5	6 27	.2	2.3	7 9	26 29	.3 .4	3.8 5.1	8 18	38 64	.3 .8	2.2 5.6	2 9	20 31	.1 .4	.7 3.6	1 3	8 14	.5 .1	.5 2.0
KGGI-FM SP '05 4-Book	26 29	99 108	1.0 1.2	12.3 14.2	15 15	44 62	.6 .6	8.1 8.0	26 29	135 121	1.0 1.2	7.2 8.6	59 41	192 146	2.3 1.7	21.9 16.8	66 55	116 123	2.6 2.3	36.3 33.5
KDLA-FM SP '05 4-Book	1 3	8 13	.1	.5 1.4	3	9	.1	1.6	8 8	8 12	.3 .3	2.2 2.3	2 4	8 12	.1 .2	.7 1.7		1		.2
KTDD-AM SP '05 4-Book									1	2		.2		2						
KWIE-FM SP '05 4-Book	13 15	55 63	.5 .6	6.1 7.5	20 12	51 41	.8 .5	10.8 6.3	36 20	94 66	1.4 .8	10.0 5.8	23 15	73 57	.9 .6	8.6 6.2	34 17	94 50	1.3 .7	18.7 10.1
KXRS-FM SP '05 4-Book	3 3	6 10	.1 .1	1.4 1.3	1	5	.1	.7	4 2	12 7	.2 .1	1.1 .6	4 2	12 6	.2 .1	1.5 .9	1	3		.5
KXSB-FM SP '05 4-Book	2 4	6 13	.1 .2	.9 1.7	4	15	.2	2.3	5 13	26 29	.2 .5	1.4 3.9	1 14	6 27	.4 .6	5.9	3	10	.1	1.6
KABC-AM SP '05 4-Book																				
KBIG-FM SP '05 4-Book	2 2	13 9	.1 .1	.9 1.0	4 2	28 11	.2 .1	2.2 .9	19 7	35 16	.8 .3	5.3 2.0	14 5	34 14	.6 .2	5.2 1.7	1 1	6 3	.5 .6	.5 .6

** Station(s) not reported this survey.

* Listener estimates adjusted for reported broadcast schedule.

+ Station(s) changed call letters - see Page 13.

4-Book: Avg. of current and previous 3 surveys.
2-Book: Avg. of most recent 2 surveys.

Target Listener Estimates

Women 18-34																				
Saturday 7PM-MID				Sunday 6AM-10AM				Sunday 10AM-3PM				Sunday 3PM-7PM				Sunday 7PM-MID				
AQH (00)	Cume (00)	AQH Rtg	AQH Shr	AQH (00)	Cume (00)	AQH Rtg	AQH Shr	AQH (00)	Cume (00)	AQH Rtg	AQH Shr	AQH (00)	Cume (00)	AQH Rtg	AQH Shr	AQH (00)	Cume (00)	AQH Rtg	AQH Shr	
KCBS-FM																				
SP '05	4	26	.2	1.9	5	6	.2	2.7	6	27	.2	1.7	5	33	.2	1.9	5	20	.2	2.7
4-Book	2	8	.1	.9	2	10	.1	1.2	3	13	.1	.7	2	15	.1	.8	1	9	.1	.7
KFI -AM																				
SP '05				3	12	.1	1.6	2	6	.1	.6					1	2	.1	.7	
4-Book	1	5		1	6		.5	1	6		.3									
KFVB-AM																				
SP '05	**	**	**	**	**	**	**	**	**	**	**	**	**	**	**	**	**	**	**	**
4-Book	**	**	**	**	**	**	**	**	**	**	**	**	**	**	**	**	**	**	**	**
KHHT-FM																				
SP '05	13	50	.5	6.1	12	28	.5	6.5	19	58	.8	5.3	8	51	.3	3.0	8	21	.3	4.4
4-Book	9	37	.4	4.3	6	16	.3	3.3	11	39	.5	3.1	6	34	.3	2.6	5	19	.2	3.4
KIIS-FM																				
SP '05	20	58	.8	9.4	8	59	.3	4.3	28	96	1.1	7.8	14	60	.6	5.2	4	19	.2	2.2
4-Book	11	39	.5	5.2	9	47	.4	4.9	20	79	.8	5.8	11	48	.4	4.5	2	16	.1	1.4
KKBT-FM																				
SP '05	3	14	.1	1.4	2	14	.1	1.1	4	27	.2	1.1	2	15	.1	.7	3	21	.1	1.6
4-Book	8	36	.4	4.0	6	23	.3	3.4	5	31	.2	1.5	4	18	.2	1.7	5	17	.2	3.0
KLAC-AM																				
SP '05	**	**	**	**	**	**	**	**	**	**	**	**	**	**	**	**	**	**	**	**
4-Book	**	**	**	**	**	**	**	**	**	**	**	**	**	**	**	**	**	**	**	**
KLAX-FM																				
SP '05	2	13	.1	.9	5	18	.2	2.7	8	18	.3	2.2	2	6	.1	.7	1	6		.5
4-Book	4	15	.2	1.8	6	15	.2	3.2	6	17	.3	1.9	6	14	.3	2.6	3	9	.1	1.7
KLQS-FM																				
SP '05	2	5	.1	.9					1	8		.3	3	5	.1	1.1				
4-Book	1	1		.2	2	3	.1	.9	2	9	.1	.7	2	3	.1	.8				.2
KLSX-FM																				
SP '05	1	6		.5																
4-Book	1	3		.3	1	1		.3	1	3	.1	.3								
KLVE-FM																				
SP '05	14	57	.6	6.6	10	26	.4	5.4	21	64	.8	5.8	17	57	.7	6.3	10	32	.4	5.5
4-Book	16	47	.7	7.8	13	39	.6	7.1	26	76	1.0	7.5	12	43	.5	4.8	7	25	.3	3.9
KLYY-FM																				
SP '05	4	19	.2	1.9	4	19	.2	2.2	17	51	.7	4.7	8	26	.3	3.0	2	19	.1	1.1
4-Book	9	26	.4	4.5	12	40	.5	6.4	32	91	1.3	9.4	17	40	.7	7.0	6	20	.3	3.8
KMXE-AM																				
SP '05	1	6		.5																
4-Book	**	**	**	**	**	**	**	**	**	**	**	**	**	**	**	**	**	**	**	**
KMZT-FM																				
SP '05																				
4-Book	1	3		.2					1	4		.3					3			
KNX -AM																				
SP '05				1	6		.5													
4-Book					2		.1													
KOST-FM																				
SP '05	13	32	.5	6.1	4	19	.2	2.2	9	39	.4	2.5	4	19	.2	1.5	5	41	.2	2.7
4-Book	6	18	.3	2.9	5	16	.2	2.3	9	31	.4	2.6	5	18	.2	1.9	4	22	.2	2.6
KPLM-FM																				
SP '05	**	**	**	**	**	**	**	**	1	6		.3	1	6		.4	**	**	**	**
4-Book	**	**	**	**	**	**	**	**	**	**	**	**	**	**	**	**	**	**	**	**

** Station(s) not reported this survey.

* Listener estimates adjusted for reported broadcast schedule.

+ Station(s) changed call letters - see Page 13.

4-Book: Avg. of current and previous 3 surveys.
2-Book: Avg. of most recent 2 surveys.

Target Listener Estimates

Women 18-34

Target Listener Estimates - Women 18-34

	Saturday 7PM-MID				Sunday 6AM-10AM				Sunday 10AM-3PM				Sunday 3PM-7PM				Sunday 7PM-MID			
	AQH (00)	Cume (00)	AQH Rtg	AQH Shr	AQH (00)	Cume (00)	AQH Rtg	AQH Shr	AQH (00)	Cume (00)	AQH Rtg	AQH Shr	AQH (00)	Cume (00)	AQH Rtg	AQH Shr	AQH (00)	Cume (00)	AQH Rtg	AQH Shr
KPWR-FM SP '05 4-Book	17 8	38 35	.7 .4	8.0 4.0	1 4	7 12	.5 .2	.5 1.9	5 5	27 26	.2 .2	1.4 1.5	13 8	61 33	.5 .3	4.8 3.0	5 3	33 22	.2 .1	2.7 1.8
KRCV-FM SP '05 4-Book	**	**	**	**	**	**	**	**	**	**	**	**	**	**	**	**	**	**	**	**
KROQ-FM SP '05 4-Book	8 7	27 24	.3 .3	3.8 3.6	4 3	26 21	.2 .1	2.2 1.8	8 7	33 34	.3 .3	2.2 2.0	8 5	36 22	.3 .2	3.0 1.8	3	10	.1	2.1
KRTH-FM SP '05 4-Book	1	3		.2	1	7		.5	2 4	6 10	.1 .2	.6 1.1	3	4	.1	1.2	1	3		.6
KSCA-FM SP '05 4-Book	2 6	6 23	.1 .2	.9 2.6	6 8	19 23	.2 .3	3.2 4.2	19 12	50 36	.8 .5	5.3 3.6	10 7	18 16	.4 .3	3.7 3.0	6 5	19 20	.2 .2	3.3 3.0
KSSE-FM SP '05 4-Book	4 5	13 17	.2 .2	1.9 2.2	1	6	.1	.7	5 8	25 20	.2 .3	1.4 2.3	3	10	.1	1.1	3	6 10	.1	2.1
KTWV-FM SP '05 4-Book	1	4		.5	1	6 5		.5 .5	2	6 7		.5	1	3		.4	1	3		.5
KWVE-FM SP '05 4-Book		2		.1	1	5		.5	3	11	.1	.8	1	3	.1	.6	1	6 5		.5 .6
KYSR-FM SP '05 4-Book	6 3	26 12	.2 .1	2.8 1.2	2 1	12 9	.1 .1	1.1 .7	6 4	27 15	.2 .1	1.7 1.0	4 4	14 16	.2 .2	1.5 1.7	1	4		.6
KZLA-FM SP '05 4-Book	1	8		.5	1	6 9		.5 .5	2 4	13 25	.1 .2	.6 1.2	3 2	18 11	.1 .1	1.1 .6		6 3		
TOTALS SP '05 4-Book	212 204	625 628	8.4 8.4		185 187	595 579	7.3 7.6		361 340	927 900	14.3 13.9		269 242	748 674	10.7 9.9		182 162	520 464	7.2 6.6	

** Station(s) not reported this survey.

* Listener estimates adjusted for reported broadcast schedule.

+ Station(s) changed call letters - see Page 13.

4-Book: Avg. of current and previous 3 surveys.
2-Book: Avg. of most recent 2 surveys.

Target Listener Trends

Women 18-49

	Monday-Sunday 6AM-MID				Monday-Friday 6AM-10AM				Monday-Friday 10AM-3PM				Monday-Friday 3PM-7PM				Monday-Friday 7PM-MID			
	AQH (00)	Cume (00)	AQH Rtg	AQH Shr	AQH (00)	Cume (00)	AQH Rtg	AQH Shr	AQH (00)	Cume (00)	AQH Rtg	AQH Shr	AQH (00)	Cume (00)	AQH Rtg	AQH Shr	AQH (00)	Cume (00)	AQH Rtg	AQH Shr
KAEH-FM																				
SP '05	7	137	.1	1.0	9	62	.2	.9	12	57	.3	1.1	5	46	.1	.6	2	43		.6
WI '05	13	196	.3	1.8	18	80	.4	1.7	20	114	.4	1.9	12	118	.3	1.4	7	63	.1	2.5
FA '04	9	197	.2	1.3	16	105	.3	1.6	8	92	.2	.8	12	97	.3	1.4	3	50	.1	.9
SU '04	4	79	.1	.6	7	38	.2	.8	7	56	.2	.7	4	32	.1	.5				
4-Book	8	152	.2	1.2	13	71	.3	1.3	12	80	.3	1.1	8	73	.2	1.0	3	39	.1	1.0
SP '04	6	123	.1	.9	10	67	.2	1.0	10	71	.2	1.0	6	73	.1	.8	3	30	.1	.9
KATY-FM																				
SP '05	14	174	.3	1.9	20	127	.4	2.0	27	106	.6	2.5	17	99	.4	1.9	1	19		.3
WI '05	8	173	.2	1.1	12	90	.3	1.1	18	84	.4	1.7	10	118	.2	1.2	1	18		.4
FA '04	10	123	.2	1.4	17	79	.4	1.7	17	73	.4	1.6	14	78	.3	1.6	4	43	.1	1.2
SU '04	**	**	**	**	**	**	**	**	**	**	**	**	**	**	**	**	**	**	**	**
4-Book	**	**	**	**	**	**	**	**	**	**	**	**	**	**	**	**	**	**	**	**
SP '04	7	116	.2	1.0	16	77	.4	1.6	12	63	.3	1.1	8	70	.2	1.0	1	29		.3
KCAL-AM																				
SP '05	4	62	.1	.5	6	28	.1	.6	3	39	.1	.3	4	22	.1	.4	1	12		.3
WI '05	2	44		.3	6	39	.1	.6	2	13		.2	1	11		.1				
FA '04	2	41		.3	9	35	.2	.9	1	6		.1	1	11		.1		7		
SU '04	**	**	**	**	**	**	**	**	**	**	**	**	**	**	**	**	**	**	**	**
4-Book	**	**	**	**	**	**	**	**	**	**	**	**	**	**	**	**	**	**	**	**
SP '04	3	53	.1	.4	6	17	.1	.6	5	37	.1	.5	2	19		.3	1	5		.3
KCAL-FM																				
SP '05	16	372	.3	2.2	23	188	.5	2.3	17	171	.4	1.5	21	185	.4	2.4	6	97	.1	1.9
WI '05	13	442	.3	1.8	20	168	.4	1.9	13	194	.3	1.2	19	274	.4	2.2	4	108	.1	1.4
FA '04	20	485	.4	2.8	25	249	.5	2.5	27	273	.6	2.6	23	249	.5	2.7	13	146	.3	3.8
SU '04	21	512	.5	3.1	28	250	.6	3.0	33	277	.8	3.1	27	309	.6	3.4	6	124	.1	2.1
4-Book	18	453	.4	2.5	24	214	.5	2.4	23	229	.5	2.1	23	254	.5	2.7	7	119	.2	2.3
SP '04	22	507	.5	3.2	32	263	.7	3.2	29	326	.7	2.8	24	244	.5	3.1	16	141	.4	5.0
KCXX-FM																				
SP '05	14	312	.3	1.9	20	122	.4	2.0	18	160	.4	1.6	18	149	.4	2.0	6	85	.1	1.9
WI '05	10	428	.2	1.4	12	169	.3	1.1	18	203	.4	1.7	12	236	.3	1.4	7	122	.1	2.5
FA '04	13	315	.3	1.8	18	160	.4	1.8	16	123	.3	1.6	17	164	.4	2.0	6	69	.1	1.8
SU '04	10	316	.2	1.5	10	132	.2	1.1	12	173	.3	1.1	8	148	.2	1.0	10	93	.2	3.4
4-Book	12	343	.3	1.7	15	146	.3	1.5	16	165	.4	1.5	14	174	.3	1.6	7	92	.1	2.4
SP '04	7	263	.2	1.0	6	89	.1	.6	10	149	.2	1.0	7	126	.2	.9	5	96	.1	1.6
+KDAI-FM																				
SP '05	10	172	.2	1.4	10	79	.2	1.0	14	67	.3	1.3	12	104	.3	1.3	7	61	.1	2.3
WI '05	4	109	.1	.6	4	38	.1	.4	5	33	.1	.5	3	27	.1	.3	3	32	.1	1.1
FA '04	**	**	**	**	**	**	**	**	**	**	**	**	**	**	**	**	**	**	**	**
SU '04	**	**	**	**	**	**	**	**	**	**	**	**	**	**	**	**	**	**	**	**
4-Book	**	**	**	**	**	**	**	**	**	**	**	**	**	**	**	**	**	**	**	**
SP '04	7	42	.2	1.0	10	37	.2	1.0	8	26	.2	.8	6	22	.1	.8	3	11	.1	.9
KDIF-AM																				
SP '05	11	113	.2	1.5	19	87	.4	1.9	14	66	.3	1.3	9	55	.2	1.0	5	39	.1	1.6
WI '05	3	74	.1	.4	6	48	.1	.6	7	30	.1	.7	3	37	.1	.3				
FA '04	**	**	**	**	**	**	**	**	**	**	**	**	**	**	**	**	**	**	**	**
SU '04	4	51	.1	.6	4	27	.1	.4	7	22	.2	.7	1	12		.1	2	13		.7
4-Book	**	**	**	**	**	**	**	**	**	**	**	**	**	**	**	**	**	**	**	**
SP '04	6	84	.1	.9	10	44	.2	1.0	13	55	.3	1.2	3	40	.1	.4	2	22		.6
KEZY-AM																				
SP '05	2	11		.3	2	11		.2	2	6		.2	3	11	.1	.3	3	6	.1	1.0
WI '05	13	87	.3	1.8	15	57	.3	1.4	15	51	.3	1.4	19	57	.4	2.2	5	31	.1	1.8
FA '04	4	50	.1	.6	5	23	.1	.5	4	27	.1	.4	7	36	.1	.8	3	23	.1	.9
SU '04	10	51	.2	1.5	16	47	.4	1.7	18	47	.4	1.7	7	40	.2	.9	4	26	.1	1.4
4-Book	7	50	.2	1.1	10	35	.2	1.0	10	33	.2	.9	9	36	.2	1.1	4	22	.1	1.3
SP '04	**	**	**	**	**	**	**	**	**	**	**	**	**	**	**	**	**	**	**	**

** Station(s) not reported this survey.

* Listener estimates adjusted for reported broadcast schedule.

+ Station(s) changed call letters - see Page 13.

4-Book: Avg. of current and previous 3 surveys.
2-Book: Avg. of most recent 2 surveys.

Target Listener Trends

Women 18-49

	Monday-Sunday 6AM-MID				Monday-Friday 6AM-10AM				Monday-Friday 10AM-3PM				Monday-Friday 3PM-7PM				Monday-Friday 7PM-MID			
	AQH (00)	Cume (00)	AQH Rtg	AQH Shr	AQH (00)	Cume (00)	AQH Rtg	AQH Shr	AQH (00)	Cume (00)	AQH Rtg	AQH Shr	AQH (00)	Cume (00)	AQH Rtg	AQH Shr	AQH (00)	Cume (00)	AQH Rtg	AQH Shr
KFRG-FM																				
SP '05	39	674	.8	5.3	62	340	1.3	6.1	60	445	1.3	5.5	45	400	1.0	5.1	15	147	.3	4.9
WI '05	27	627	.6	3.8	52	394	1.1	4.9	32	279	.7	3.0	37	362	.8	4.3	12	171	.3	4.2
FA '04	48	662	1.0	6.7	68	444	1.4	6.9	79	384	1.7	7.7	65	455	1.4	7.6	17	197	.4	5.0
SU '04	39	678	.9	5.7	52	346	1.2	5.6	61	423	1.4	5.7	52	435	1.2	6.6	10	185	.2	3.4
4-Book	38	660	.8	5.4	59	381	1.3	5.9	58	383	1.3	5.5	50	413	1.1	5.9	14	175	.3	4.4
SP '04	41	630	.9	5.9	62	349	1.4	6.3	54	359	1.2	5.1	45	366	1.0	5.8	14	168	.3	4.4
KGGI-FM																				
SP '05	59	1287	1.2	8.1	73	632	1.5	7.2	78	721	1.7	7.1	72	716	1.5	8.1	30	418	.6	9.7
WI '05	66	1339	1.4	9.2	90	719	1.9	8.4	87	723	1.8	8.2	85	813	1.8	9.9	31	403	.7	10.9
FA '04	68	1241	1.4	9.5	84	639	1.8	8.5	82	735	1.7	7.9	86	691	1.8	10.0	41	484	.9	12.1
SU '04	59	1213	1.3	8.7	74	577	1.7	8.0	94	754	2.1	8.9	66	667	1.5	8.4	29	409	.7	9.9
4-Book	63	1270	1.3	8.9	80	642	1.7	8.0	85	733	1.8	8.0	77	722	1.7	9.1	33	429	.7	10.7
SP '04	49	1126	1.1	7.0	61	545	1.4	6.2	55	599	1.3	5.2	50	606	1.1	6.5	34	407	.8	10.7
KOLA-FM																				
SP '05	26	390	.6	3.6	44	204	.9	4.3	49	246	1.0	4.5	28	200	.6	3.1	5	64	.1	1.6
WI '05	27	421	.6	3.8	36	238	.8	3.4	54	223	1.1	5.1	27	180	.6	3.1	7	100	.1	2.5
FA '04	21	390	.4	2.9	31	175	.7	3.1	37	202	.8	3.6	27	207	.6	3.1	8	95	.2	2.4
SU '04	24	471	.5	3.5	20	207	.5	2.2	44	259	1.0	4.1	34	219	.8	4.3	9	134	.2	3.1
4-Book	25	418	.5	3.5	33	206	.7	3.3	46	233	1.0	4.3	29	202	.7	3.4	7	98	.2	2.4
SP '04	35	545	.8	5.0	46	242	1.0	4.6	73	271	1.7	6.9	45	280	1.0	5.8	11	127	.3	3.4
KTDD-AM																				
SP '05		32							2	26		.2		7				7		
WI '05		7							1	7		.1		7						
FA '04																				
SU '04	1	20		.1	2	5		.2	1	13		.1	1	5		.1				
4-Book		15			1	3		.1	1	12		.1		5				2		
SP '04	1	34		.1	1	12		.1	1	12		.1	1	22		.1		6		
KWIE-FM																				
SP '05	34	664	.7	4.7	27	330	.6	2.6	46	395	1.0	4.2	39	337	.8	4.4	22	227	.5	7.1
WI '05	26	668	.6	3.6	39	395	.8	3.6	24	293	.5	2.3	34	396	.7	4.0	18	266	.4	6.3
FA '04	20	592	.4	2.8	20	276	.4	2.0	20	288	.4	1.9	33	337	.7	3.8	17	197	.4	5.0
SU '04	31	599	.7	4.6	29	293	.7	3.1	50	342	1.1	4.7	41	391	.9	5.2	18	210	.4	6.2
4-Book	28	631	.6	3.9	29	324	.6	2.8	35	330	.8	3.3	37	365	.8	4.4	19	225	.4	6.2
SP '04	24	525	.5	3.4	21	227	.5	2.1	26	269	.6	2.5	29	357	.7	3.8	19	177	.4	6.0
KXRS-FM																				
SP '05	6	72	.1	.8	6	42	.1	.6	9	48	.2	.8	4	39	.1	.4	5	28	.1	1.6
WI '05	2	57		.3	4	19	.1	.4	3	25	.1	.3	4	19	.1	.5	1	13		.4
FA '04	4	91	.1	.6	4	57	.1	.4	9	57	.2	.9	3	35	.1	.3	2	46		.6
SU '04	3	55	.1	.4	6	20	.1	.7	3	18	.1	.3	4	21	.1	.5	3	18	.1	1.0
4-Book	4	69	.1	.5	5	35	.1	.5	6	37	.2	.6	4	29	.1	.4	3	26	.1	.9
SP '04	5	92	.1	.7	7	42	.2	.7	8	38	.2	.8	5	37	.1	.6	3	36	.1	.9
KXSB-FM																				
SP '05	8	221	.2	1.1	10	92	.2	1.0	13	110	.3	1.2	11	72	.2	1.2	4	47	.1	1.3
WI '05	17	303	.4	2.4	24	126	.5	2.2	30	201	.6	2.8	18	177	.4	2.1	5	51	.1	1.8
FA '04	19	284	.4	2.7	27	163	.6	2.7	23	183	.5	2.2	17	138	.4	2.0	7	105	.1	2.1
SU '04	14	199	.3	2.1	13	100	.3	1.4	22	132	.5	2.1	11	76	.3	1.4	9	64	.2	3.1
4-Book	15	252	.3	2.1	19	120	.4	1.8	22	157	.5	2.1	14	116	.3	1.7	6	67	.1	2.1
SP '04	14	194	.3	2.0	20	110	.5	2.0	23	108	.5	2.2	12	96	.3	1.6	5	58	.1	1.6
KABC-AM																				
SP '05	4	60	.1	.5	3	20	.1	.3	10	20	.2	.9	5	28	.1	.6	1	28		.3
WI '05	2	7		.3	1	7		.1	3	7	.1	.3	4	7	.1	.5				
FA '04	2	47		.3	1	18		.1	8	29	.2	.8	2	22		.2		12		
SU '04	2	26		.3	4	21	.1	.4	2	18		.2	2	26		.3	1	8		.3
4-Book	3	35		.4	2	17	.1	.2	6	19	.1	.6	3	21	.1	.4	1	12		.2
SP '04	1	28		.1	1	7		.1	3	23	.1	.3	1	6		.1		5		

Target Listener Trends - Women 18-49

** Station(s) not reported this survey.

* Listener estimates adjusted for reported broadcast schedule.

+ Station(s) changed call letters - see Page 13.

4-Book: Avg. of current and previous 3 surveys.
2-Book: Avg. of most recent 2 surveys.

Target Listener Trends

Women 18-49																				
Monday-Sunday 6AM-MID				Monday-Friday 6AM-10AM				Monday-Friday 10AM-3PM				Monday-Friday 3PM-7PM				Monday-Friday 7PM-MID				
AQH (00)	Cume (00)	AQH Rtg	AQH Shr	AQH (00)	Cume (00)	AQH Rtg	AQH Shr	AQH (00)	Cume (00)	AQH Rtg	AQH Shr	AQH (00)	Cume (00)	AQH Rtg	AQH Shr	AQH (00)	Cume (00)	AQH Rtg	AQH Shr	
KBIG-FM																				
SP '05	23	329	.5	3.2	32	151	.7	3.1	48	200	1.0	4.4	31	195	.7	3.5	3	49	.1	1.0
WI '05	17	387	.4	2.4	31	216	.7	2.9	30	205	.6	2.8	19	203	.4	2.2	4	69	.1	1.4
FA '04	9	273	.2	1.3	12	124	.3	1.2	15	147	.3	1.5	12	113	.3	1.4	2	42		.6
SU '04	18	337	.4	2.7	22	160	.5	2.4	34	171	.8	3.2	17	123	.4	2.2	12	82	.3	4.1
4-Book	17	332	.4	2.4	24	163	.6	2.4	32	181	.7	3.0	20	159	.5	2.3	5	61	.1	1.8
SP '04	13	297	.3	1.9	21	139	.5	2.1	21	135	.5	2.0	13	126	.3	1.7	5	87	.1	1.6
KCBS-FM																				
SP '05	22	448	.5	3.0	20	189	.4	2.0	32	269	.7	2.9	30	252	.6	3.4	10	135	.2	3.2
WI '05	6	261	.1	.8	6	112	.1	.6	9	104	.2	.8	9	140	.2	1.0	3	32	.1	1.1
FA '04	15	331	.3	2.1	21	158	.4	2.1	31	162	.7	3.0	22	190	.5	2.6	3	61	.1	.9
SU '04	12	342	.3	1.8	11	114	.3	1.2	17	162	.4	1.6	19	187	.4	2.4	5	97	.1	1.7
4-Book	14	346	.3	1.9	15	143	.3	1.5	22	174	.5	2.1	20	192	.4	2.4	5	81	.1	1.7
SP '04	12	369	.3	1.7	14	125	.3	1.4	18	190	.4	1.7	16	182	.4	2.1	8	93	.2	2.5
KFI -AM																				
SP '05	19	331	.4	2.6	33	145	.7	3.2	31	194	.7	2.8	30	166	.6	3.4	7	59	.1	2.3
WI '05	30	384	.6	4.2	44	199	.9	4.1	54	227	1.1	5.1	50	251	1.1	5.8	7	45	.1	2.5
FA '04	22	414	.5	3.1	30	208	.6	3.0	49	274	1.0	4.7	32	227	.7	3.7	5	87	.1	1.5
SU '04	22	422	.5	3.2	36	224	.8	3.9	39	249	.9	3.7	34	225	.8	4.3	7	70	.2	2.4
4-Book	23	388	.5	3.3	36	194	.8	3.6	43	236	.9	4.1	37	217	.8	4.3	7	65	.1	2.2
SP '04	30	369	.7	4.3	54	195	1.2	5.4	59	246	1.3	5.6	38	197	.9	4.9	5	67	.1	1.6
KFVB-AM																				
SP '05		19				5				6				2	13		.2		8	
WI '05	**	**	**	**	**	**	**	**	**	**	**	**	**	**	**	**	**	**	**	**
FA '04		35				7				12				1	17		.1			
SU '04		17				5				12				1	10		.1			
4-Book	**	**	**	**	**	**	**	**	**	**	**	**	**	**	**	**	**	**	**	**
SP '04	1	36		.1	2	24		.2	1	11		.1	1	19		.1	1	11		.3
KHHT-FM																				
SP '05	24	516	.5	3.3	31	257	.7	3.0	30	263	.6	2.7	29	303	.6	3.3	15	146	.3	4.9
WI '05	33	510	.7	4.6	40	258	.8	3.7	53	262	1.1	5.0	50	297	1.1	5.8	12	160	.3	4.2
FA '04	35	523	.7	4.9	37	247	.8	3.7	42	325	.9	4.1	39	288	.8	4.5	28	177	.6	8.3
SU '04	19	442	.4	2.8	22	196	.5	2.4	31	270	.7	2.9	20	220	.5	2.5	18	141	.4	6.2
4-Book	28	498	.6	3.9	33	240	.7	3.2	39	280	.8	3.7	35	277	.8	4.0	18	156	.4	5.9
SP '04	26	536	.6	3.7	39	264	.9	3.9	31	258	.7	2.9	26	265	.6	3.4	19	176	.4	6.0
KIIS-FM																				
SP '05	34	809	.7	4.7	50	461	1.1	4.9	49	400	1.0	4.5	43	414	.9	4.8	12	193	.3	3.9
WI '05	24	822	.5	3.3	33	353	.7	3.1	40	392	.8	3.8	28	393	.6	3.3	8	145	.2	2.8
FA '04	17	756	.4	2.4	24	307	.5	2.4	20	379	.4	1.9	28	405	.6	3.3	7	163	.1	2.1
SU '04	28	792	.6	4.1	30	328	.7	3.3	32	405	.7	3.0	49	516	1.1	6.2	15	228	.3	5.1
4-Book	26	795	.6	3.6	34	362	.8	3.4	35	394	.7	3.3	37	432	.8	4.4	11	182	.2	3.5
SP '04	23	741	.5	3.3	33	279	.8	3.3	28	395	.6	2.7	35	407	.8	4.5	10	187	.2	3.1
KKBT-FM																				
SP '05	15	435	.3	2.1	31	232	.7	3.0	18	228	.4	1.6	17	200	.4	1.9	8	119	.2	2.6
WI '05	15	438	.3	2.1	40	258	.8	3.7	10	141	.2	.9	19	223	.4	2.2	4	74	.1	1.4
FA '04	21	462	.4	2.9	52	225	1.1	5.3	17	203	.4	1.6	19	210	.4	2.2	12	118	.3	3.5
SU '04	17	465	.4	2.5	41	177	.9	4.4	20	252	.5	1.9	13	186	.3	1.7	8	127	.2	2.7
4-Book	17	450	.4	2.4	41	223	.9	4.1	16	206	.4	1.5	17	205	.4	2.0	8	110	.2	2.6
SP '04	18	457	.4	2.6	35	273	.8	3.5	17	195	.4	1.6	22	249	.5	2.8	7	150	.2	2.2
KLAC-AM																				
SP '05		7				7														
WI '05																				
FA '04	1	37		.1	1	7		.1		7			2	24		.2	1	25		.3
SU '04	**	**	**	**	**	**	**	**	**	**	**	**	**	**	**	**	**	**	**	**
4-Book	**	**	**	**	**	**	**	**	**	**	**	**	**	**	**	**	**	**	**	**
SP '04		29				5				5			1	17		.1		6		

** Station(s) not reported this survey.

* Listener estimates adjusted for reported broadcast schedule.

+ Station(s) changed call letters - see Page 13.

4-Book: Avg. of current and previous 3 surveys.
2-Book: Avg. of most recent 2 surveys.

Target Listener Trends

Target Listener Trends - Women 18-49

	Women 18-49																			
	Monday-Sunday 6AM-MID				Monday-Friday 6AM-10AM				Monday-Friday 10AM-3PM				Monday-Friday 3PM-7PM				Monday-Friday 7PM-MID			
	AQH (00)	Cume (00)	AQH Rtg	AQH Shr	AQH (00)	Cume (00)	AQH Rtg	AQH Shr	AQH (00)	Cume (00)	AQH Rtg	AQH Shr	AQH (00)	Cume (00)	AQH Rtg	AQH Shr	AQH (00)	Cume (00)	AQH Rtg	AQH Shr
KLAX-FM																				
SP '05	10	231	.2	1.4	17	131	.4	1.7	16	142	.3	1.5	9	98	.2	1.0	2	28		.6
WI '05	13	214	.3	1.8	26	110	.6	2.4	17	128	.4	1.6	12	93	.3	1.4	4	36	.1	1.4
FA '04	9	167	.2	1.3	9	59	.2	.9	12	84	.3	1.2	13	71	.3	1.5	3	25	.1	.9
SU '04	13	213	.3	1.9	19	114	.4	2.1	13	107	.3	1.2	14	113	.3	1.8	6	63	.1	2.1
4-Book	11	206	.3	1.6	18	104	.4	1.8	15	115	.3	1.4	12	94	.3	1.4	4	38	.1	1.3
SP '04	20	242	.5	2.9	42	142	1.0	4.2	27	140	.6	2.6	14	109	.3	1.8	8	45	.2	2.5
KLOS-FM																				
SP '05	18	285	.4	2.5	43	178	.9	4.2	26	149	.6	2.4	20	150	.4	2.2	2	44		.6
WI '05	10	262	.2	1.4	24	127	.5	2.2	11	80	.2	1.0	11	136	.2	1.3	2	34		.7
FA '04	10	241	.2	1.4	22	136	.5	2.2	13	99	.3	1.3	12	108	.3	1.4	3	39	.1	.9
SU '04	8	315	.2	1.2	12	102	.3	1.3	12	127	.3	1.1	9	90	.2	1.1	3	63	.1	1.0
4-Book	12	276	.3	1.6	25	136	.6	2.5	16	114	.4	1.5	13	121	.3	1.5	3	45	.1	.8
SP '04	10	351	.2	1.4	19	176	.4	1.9	12	137	.3	1.1	13	156	.3	1.7	5	70	.1	1.6
KLXS-FM																				
SP '05	9	154	.2	1.2	10	82	.2	1.0	31	100	.7	2.8	8	64	.2	.9	1	18		.3
WI '05	13	161	.3	1.8	22	81	.5	2.1	19	88	.4	1.8	25	81	.5	2.9	4	38	.1	1.4
FA '04	8	239	.2	1.1	15	109	.3	1.5	18	119	.4	1.7	10	129	.2	1.2	4	36	.1	1.2
SU '04	4	124	.1	.6	9	70	.2	1.0	9	61	.2	.8	4	55	.1	.5	1	22		.3
4-Book	9	170	.2	1.2	14	86	.3	1.4	19	92	.4	1.8	12	82	.3	1.4	3	29	.1	.8
SP '04	7	146	.2	1.0	16	59	.4	1.6	12	92	.3	1.1	10	85	.2	1.3	3	36	.1	.9
KLVE-FM																				
SP '05	38	539	.8	5.2	60	298	1.3	5.9	47	286	1.0	4.3	41	307	.9	4.6	28	236	.6	9.1
WI '05	32	687	.7	4.5	45	266	1.0	4.2	50	382	1.1	4.7	23	284	.5	2.7	16	194	.3	5.6
FA '04	43	696	.9	6.0	54	319	1.1	5.5	67	418	1.4	6.5	43	366	.9	5.0	22	227	.5	6.5
SU '04	36	484	.8	5.3	55	298	1.3	6.0	60	326	1.4	5.7	29	201	.7	3.7	19	196	.4	6.5
4-Book	37	602	.8	5.3	54	295	1.2	5.4	56	353	1.2	5.3	34	290	.8	4.0	21	213	.5	6.9
SP '04	30	488	.7	4.3	37	228	.8	3.7	54	282	1.2	5.1	37	247	.8	4.8	15	180	.3	4.7
KLYY-FM																				
SP '05	38	588	.8	5.2	45	256	1.0	4.4	75	381	1.6	6.8	47	297	1.0	5.3	5	99	.1	1.6
WI '05	48	717	1.0	6.7	51	321	1.1	4.8	101	516	2.1	9.5	33	280	.7	3.8	14	152	.3	4.9
FA '04	37	647	.8	5.2	26	288	.6	2.6	74	442	1.6	7.2	35	320	.7	4.1	18	204	.4	5.3
SU '04	34	570	.8	5.0	31	230	.7	3.4	73	393	1.7	6.9	35	266	.8	4.4	9	124	.2	3.1
4-Book	39	631	.9	5.5	38	274	.9	3.8	81	433	1.8	7.6	38	291	.8	4.4	12	145	.3	3.7
SP '04	53	716	1.2	7.6	54	311	1.2	5.4	110	536	2.5	10.5	50	322	1.1	6.5	13	170	.3	4.1
KMXE-AM																				
SP '05	4	50	.1	.5	2	22		.2	12	27	.3	1.1	4	9	.1	.4	1	17		.3
WI '05	**	**	**	**	**	**	**	**	**	**	**	**	**	**	**	**	**	**	**	**
FA '04	8	73	.2	1.1	10	40	.2	1.0	12	55	.3	1.2	11	34	.2	1.3	7	29	.1	2.1
SU '04	**	**	**	**	**	**	**	**	**	**	**	**	**	**	**	**	**	**	**	**
4-Book	**	**	**	**	**	**	**	**	**	**	**	**	**	**	**	**	**	**	**	**
SP '04	1	28		.1	11	11			3	28	.1	.3	5	5			5	5		
KMZT-FM																				
SP '05	1	25		.1	1	18		.1	2	18		.2	1	7		.1				
WI '05	9	82	.2	1.3	12	32	.3	1.1	18	45	.4	1.7	14	50	.3	1.6	2	24		.7
FA '04	3	64	.1	.4	4	49	.1	.4	5	22	.1	.5	5	58	.1	.6		21		
SU '04	1	45		.1	1	4		.1	1	24		.1	1	20		.1				
4-Book	4	54	.1	.5	5	26	.1	.4	7	27	.1	.6	5	34	.1	.6	1	11		.2
SP '04	1	70		.1					3	33	.1	.3	2	39		.3		10		
KNX -AM																				
SP '05	4	77	.1	.5	8	43	.2	.8	5	44	.1	.5	7	35	.1	.8		18		
WI '05	3	125	.1	.4	6	65	.1	.6	3	59	.1	.3	6	78	.1	.7	2	21		.7
FA '04	3	97	.1	.4	5	43	.1	.5	3	49	.1	.3	3	50	.1	.3	1	25		.3
SU '04	2	109		.3	5	59	.1	.5	2	29		.2	3	51	.1	.4		14		
4-Book	3	102	.1	.4	6	53	.1	.6	3	45	.1	.3	5	54	.1	.6	1	20		.3
SP '04	2	101		.3	5	42	.1	.5	1	29		.1	4	45	.1	.5		17		

** Station(s) not reported this survey.

* Listener estimates adjusted for reported broadcast schedule.

+ Station(s) changed call letters - see Page 13.

4-Book: Avg. of current and previous 3 surveys.
2-Book: Avg. of most recent 2 surveys.

Target Listener Trends

Women 18-49

	Monday-Sunday 6AM-MID				Monday-Friday 6AM-10AM				Monday-Friday 10AM-3PM				Monday-Friday 3PM-7PM				Monday-Friday 7PM-MID				
	AQH (00)	Cume (00)	AQH Rtg	AQH Shr	AQH (00)	Cume (00)	AQH Rtg	AQH Shr	AQH (00)	Cume (00)	AQH Rtg	AQH Shr	AQH (00)	Cume (00)	AQH Rtg	AQH Shr	AQH (00)	Cume (00)	AQH Rtg	AQH Shr	
KOST-FM																					
SP '05	26	626	.6	3.6	25	197	.5	2.5	41	300	.9	3.7	33	311	.7	3.7	24	213	.5	7.8	
WI '05	21	549	.4	2.9	29	253	.6	2.7	40	289	.8	3.8	25	316	.5	2.9	4	100	.1	1.4	
FA '04	27	520	.6	3.8	39	289	.8	3.9	45	251	1.0	4.4	32	231	.7	3.7	8	140	.2	2.4	
SU '04	20	399	.5	2.9	26	195	.6	2.8	35	192	.8	3.3	24	187	.5	3.0	10	110	.2	3.4	
4-Book	24	524	.5	3.3	30	234	.6	3.0	40	258	.9	3.8	29	261	.6	3.3	12	141	.3	3.8	
SP '04	21	409	.5	3.0	21	107	.5	2.1	38	194	.9	3.6	31	165	.7	4.0	16	103	.4	5.0	
KPLM-FM																					
SP '05	2	71		.3	3	30	.1	.3	2	23		.2	4	42	.1	.4	1	17		.3	
WI '05	1	18		.1	1	18		.1					2	18		.2	2	7		.7	
FA '04	**	**	**	**	**	**	**	**	**	**	**	**	**	**	**	**	**	**	**	**	**
SU '04	**	**	**	**	**	**	**	**	**	**	**	**	**	**	**	**	**	**	**	**	**
4-Book	**	**	**	**	**	**	**	**	**	**	**	**	**	**	**	**	**	**	**	**	
SP '04	8	51	.2	1.1	5	6	.1	.5	10	26	.2	1.0	12	45	.3	1.6	7	18	.2	2.2	
KPWR-FM																					
SP '05	15	404	.3	2.1	22	183	.5	2.2	21	207	.4	1.9	18	219	.4	2.0	8	175	.2	2.6	
WI '05	7	310	.1	1.0	12	146	.3	1.1	7	112	.1	.7	8	165	.2	.9	7	112	.1	2.5	
FA '04	10	439	.2	1.4	15	182	.3	1.5	11	203	.2	1.1	15	194	.3	1.7	7	143	.1	2.1	
SU '04	12	431	.3	1.8	21	184	.5	2.3	9	159	.2	.8	15	232	.3	1.9	8	150	.2	2.7	
4-Book	11	396	.2	1.6	18	174	.4	1.8	12	170	.2	1.1	14	203	.3	1.6	8	145	.2	2.5	
SP '04	9	410	.2	1.3	15	117	.3	1.5	10	169	.2	1.0	10	185	.2	1.3	4	91	.1	1.3	
KRCV-FM																					
SP '05	3	72	.1	.4	4	19	.1	.4	6	51	.1	.5	3	47	.1	.3		5			
WI '05	2	48		.3	3	23	.1	.3	5	36	.1	.5	4	23	.1	.5	1	12		.4	
FA '04	**	**	**	**	**	**	**	**	**	**	**	**	**	**	**	**	**	**	**	**	**
SU '04	1	41		.1	3	16	.1	.3	2	21		.2		5			1	5		.3	
4-Book	**	**	**	**	**	**	**	**	**	**	**	**	**	**	**	**	**	**	**	**	
SP '04	2	30		.3	2	18		.2	4	30	.1	.4	2	12		.3					
KROQ-FM																					
SP '05	11	343	.2	1.5	12	155	.3	1.2	13	159	.3	1.2	17	135	.4	1.9	4	101	.1	1.3	
WI '05	15	355	.3	2.1	19	201	.4	1.8	13	166	.3	1.2	23	220	.5	2.7	10	98	.2	3.5	
FA '04	8	259	.2	1.1	12	102	.3	1.2	13	130	.3	1.3	10	139	.2	1.2	2	43		.6	
SU '04	12	357	.3	1.8	17	127	.4	1.8	13	168	.3	1.2	16	191	.4	2.0	6	105	.1	2.1	
4-Book	12	329	.3	1.6	15	146	.4	1.5	13	156	.3	1.2	17	171	.4	2.0	6	87	.1	1.9	
SP '04	10	358	.2	1.4	11	117	.3	1.1	11	170	.3	1.0	13	174	.3	1.7	7	134	.2	2.2	
KRTH-FM																					
SP '05	4	189	.1	.5	7	84	.1	.7	5	82	.1	.5	5	79	.1	.6	1	31		.3	
WI '05	7	250	.1	1.0	7	86	.1	.7	10	86	.2	.9	10	115	.2	1.2	4	72	.1	1.4	
FA '04	6	243	.1	.8	8	91	.2	.8	7	95	.1	.7	5	95	.1	.6	5	43	.1	1.5	
SU '04	10	348	.2	1.5	12	113	.3	1.3	19	144	.4	1.8	14	131	.3	1.8	1	48		.3	
4-Book	7	258	.1	1.0	9	94	.2	.9	10	102	.2	1.0	9	105	.2	1.1	3	49	.1	.9	
SP '04	5	234	.1	.7	5	60	.1	.5	4	49	.1	.4	6	94	.1	.8	1	29		.3	
KSCA-FM																					
SP '05	24	319	.5	3.3	46	227	1.0	4.5	27	211	.6	2.5	32	161	.7	3.6	11	70	.2	3.6	
WI '05	22	412	.5	3.1	56	224	1.2	5.2	28	240	.6	2.6	15	129	.3	1.7	4	62	.1	1.4	
FA '04	26	396	.6	3.6	54	235	1.1	5.5	38	235	.8	3.7	17	139	.4	2.0	11	91	.2	3.2	
SU '04	19	285	.4	2.8	46	172	1.0	5.0	26	202	.6	2.5	13	113	.3	1.7	4	55	.1	1.4	
4-Book	23	353	.5	3.2	51	215	1.1	5.1	30	222	.7	2.8	19	136	.4	2.3	8	70	.2	2.4	
SP '04	15	322	.3	2.2	35	181	.8	3.5	19	159	.4	1.8	9	125	.2	1.2	3	37	.1	.9	
K SSE-FM																					
SP '05	8	161	.2	1.1	15	88	.3	1.5	14	75	.3	1.3	9	73	.2	1.0	3	25	.1	1.0	
WI '05	8	205	.2	1.1	14	119	.3	1.3	14	136	.3	1.3	9	80	.2	1.0	2	31		.7	
FA '04	6	181	.1	.8	10	82	.2	1.0	8	85	.2	.8	6	82	.1	.7	3	30	.1	.9	
SU '04	13	216	.3	1.9	20	136	.5	2.2	13	113	.3	1.2	15	126	.3	1.9	8	67	.2	2.7	
4-Book	9	191	.2	1.2	15	106	.3	1.5	12	102	.3	1.2	10	90	.2	1.2	4	38	.1	1.3	
SP '04	10	167	.2	1.4	16	106	.4	1.6	17	83	.4	1.6	12	82	.3	1.6	3	54	.1	.9	

** Station(s) not reported this survey.

* Listener estimates adjusted for reported broadcast schedule.

+ Station(s) changed call letters - see Page 13.

4-Book: Avg. of current and previous 3 surveys.
2-Book: Avg. of most recent 2 surveys.

Target Listener Trends

Women 18-49

Target Listener Trends - Women 18-49

	Monday-Sunday 6AM-MID				Monday-Friday 6AM-10AM				Monday-Friday 10AM-3PM				Monday-Friday 3PM-7PM				Monday-Friday 7PM-MID			
	AQH (00)	Cume (00)	AQH Rtg	AQH Shr	AQH (00)	Cume (00)	AQH Rtg	AQH Shr	AQH (00)	Cume (00)	AQH Rtg	AQH Shr	AQH (00)	Cume (00)	AQH Rtg	AQH Shr	AQH (00)	Cume (00)	AQH Rtg	AQH Shr
KTWV-FM																				
SP '05	7	163	.1	1.0	10	70	.2	1.0	11	73	.2	1.0	10	103	.2	1.1	1	38		.3
WI '05	22	326	.5	3.1	33	169	.7	3.1	44	177	.9	4.1	26	198	.6	3.0	5	96	.1	1.8
FA '04	12	207	.3	1.7	11	79	.2	1.1	24	94	.5	2.3	21	116	.4	2.4	5	72	.1	1.5
SU '04	20	272	.5	2.9	17	103	.4	1.8	34	175	.8	3.2	30	185	.7	3.8	5	61	.1	1.7
4-Book	15	242	.4	2.2	18	105	.4	1.8	28	130	.6	2.7	22	151	.5	2.6	4	67	.1	1.3
SP '04	14	184	.3	2.0	20	98	.5	2.0	23	78	.5	2.2	12	78	.3	1.6	3	37	.1	.9
KWE-FM																				
SP '05	5	170	.1	.7	11	100	.2	1.1	4	76	.1	.4	10	102	.2	1.1	2	38		.6
WI '05	16	233	.3	2.2	22	155	.5	2.1	17	117	.4	1.6	20	124	.4	2.3	7	43	.1	2.5
FA '04	8	208	.2	1.1	11	89	.2	1.1	8	98	.2	.8	10	94	.2	1.2	4	37	.1	1.2
SU '04	8	209	.2	1.2	16	100	.4	1.7	7	60	.2	.7	9	101	.2	1.1	6	77	.1	2.1
4-Book	9	205	.2	1.3	15	111	.3	1.5	9	88	.2	.9	12	105	.3	1.4	5	49	.1	1.6
SP '04	16	233	.4	2.3	24	134	.5	2.4	22	128	.5	2.1	15	128	.3	1.9	6	44	.1	1.9
KYSR-FM																				
SP '05	7	185	.1	1.0	8	87	.2	.8	12	104	.3	1.1	10	115	.2	1.1	3	46	.1	1.0
WI '05	8	234	.2	1.1	12	95	.3	1.1	11	125	.2	1.0	10	119	.2	1.2	3	32	.1	1.1
FA '04	5	176	.1	.7	8	88	.2	.8	8	84	.2	.8	8	68	.2	.9	1	34		.3
SU '04	7	195	.2	1.0	6	70	.1	.7	14	97	.3	1.3	8	121	.2	1.0	2	47		.7
4-Book	7	198	.2	1.0	9	85	.2	.9	11	103	.3	1.1	9	106	.2	1.1	2	40	.1	.8
SP '04	10	248	.2	1.4	22	142	.5	2.2	14	113	.3	1.3	9	102	.2	1.2	3	47	.1	.9
KZLA-FM																				
SP '05	9	239	.2	1.2	13	117	.3	1.3	12	139	.3	1.1	13	148	.3	1.5	1	37		.3
WI '05	9	241	.2	1.3	16	144	.3	1.5	11	94	.2	1.0	10	138	.2	1.2	2	60		.7
FA '04	8	260	.2	1.1	13	113	.3	1.3	10	126	.2	1.0	11	158	.2	1.3	1	49		.3
SU '04	9	335	.2	1.3	12	141	.3	1.3	12	166	.3	1.1	14	199	.3	1.8	5	79	.1	1.7
4-Book	9	269	.2	1.2	14	129	.3	1.4	11	131	.3	1.1	12	161	.3	1.5	2	56		.8
SP '04	13	227	.3	1.9	22	121	.5	2.2	17	110	.4	1.6	20	142	.5	2.6	2	42		.6
TOTALS																				
SP '05	730	4538	15.5		1020	3800	21.6		1097	3879	23.2		890	3829	18.8		308	2337	6.5	
WI '05	719	4561	15.2		1071	3890	22.7		1066	3707	22.6		860	3768	18.2		284	2187	6.0	
FA '04	713	4541	15.1		990	3861	21.0		1032	3693	21.9		860	3772	18.2		339	2352	7.2	
SU '04	679	4251	15.4		923	3489	21.0		1061	3603	24.1		787	3529	17.9		292	2343	6.6	
4-Book	710	4473	15.3		1001	3760	21.6		1064	3721	23.0		849	3725	18.3		306	2305	6.6	
SP '04	696	4238	15.8		991	3595	22.5		1052	3511	23.9		773	3491	17.6		319	2273	7.3	

** Station(s) not reported this survey.

* Listener estimates adjusted for reported broadcast schedule.

+ Station(s) changed call letters - see Page 13.

4-Book: Avg. of current and previous 3 surveys.
2-Book: Avg. of most recent 2 surveys.

Target Listener Estimates

Women 18-49																				
Monday-Friday 6AM-7PM				Weekend 6AM-MID				Saturday 6AM-10AM				Saturday 10AM-3PM				Saturday 3PM-7PM				
AQH (00)	Cume (00)	AQH Rtg	AQH Shr	AQH (00)	Cume (00)	AQH Rtg	AQH Shr	AQH (00)	Cume (00)	AQH Rtg	AQH Shr	AQH (00)	Cume (00)	AQH Rtg	AQH Shr	AQH (00)	Cume (00)	AQH Rtg	AQH Shr	
KAEH-FM																				
SP '05	9	103	.2	.9	5	59	.1	1.0	8	18	.2	1.4	8	25	.2	.9				
4-Book	11	128	.3	1.1	7	84	.2	1.4	12	28	.3	2.4	15	44	.3	1.7	5	20	.1	.8
KATY-FM																				
SP '05	22	156	.5	2.2	8	81	.2	1.5	7	27	.1	1.2	14	52	.3	1.7	9	27	.2	1.5
4-Book	**	**	**	**	**	**	**	**	**	**	**	**	**	**	**	**	**	**	**	**
KCAL-AM																				
SP '05	4	51	.1	.4	6	35	.1	1.2	13	22	.3	2.3	11	29	.2	1.3	5	17	.1	.8
4-Book	**	**	**	**	**	**	**	**	**	**	**	**	**	**	**	**	**	**	**	**
KCAL-FM																				
SP '05	20	336	.4	2.0	14	143	.3	2.7	11	40	.2	2.0	15	64	.3	1.8	23	58	.5	3.8
4-Book	23	403	.5	2.4	15	199	.3	2.9	12	49	.3	2.4	24	97	.5	2.8	24	71	.5	4.0
KCXX-FM																				
SP '05	19	260	.4	1.9	12	172	.3	2.3	16	56	.3	2.9	28	65	.6	3.3	9	44	.2	1.5
4-Book	15	281	.3	1.6	10	167	.2	1.9	9	33	.2	1.7	17	57	.4	2.0	8	40	.2	1.3
+KDAI-FM																				
SP '05	12	147	.3	1.2	8	99	.2	1.5	1	5	.2	.2	6	22	.1	.7	18	50	.4	2.9
4-Book	**	**	**	**	**	**	**	**	**	**	**	**	**	**	**	**	**	**	**	**
KDIF-AM																				
SP '05	14	107	.3	1.4	11	67	.2	2.1	15	39	.3	2.7	15	42	.3	1.8	15	34	.3	2.5
4-Book	**	**	**	**	**	**	**	**	**	**	**	**	**	**	**	**	**	**	**	**
KEZY-AM																				
SP '05	2	11	.2	.2	2	11	.4	.4	3	6	.1	.5	4	6	.1	.5	2	5	.3	.3
4-Book	9	45	.2	1.0	6	37	.1	1.2	8	20	.2	1.5	9	19	.2	1.1	7	12	.2	1.2
KFRG-FM																				
SP '05	56	621	1.2	5.5	26	328	.6	5.0	37	93	.8	6.6	59	210	1.2	7.0	47	164	1.0	7.7
4-Book	56	603	1.2	5.7	25	333	.6	4.9	25	88	.5	4.8	51	184	1.1	5.9	36	125	.8	5.9
KGGI-FM																				
SP '05	75	1125	1.6	7.4	52	634	1.1	10.0	35	152	.7	6.2	82	243	1.7	9.7	38	116	.8	6.2
4-Book	81	1127	1.8	8.3	51	656	1.1	10.1	41	157	.9	7.7	74	248	1.6	8.5	52	173	1.1	8.5
KOLA-FM																				
SP '05	41	359	.9	4.1	13	140	.3	2.5	23	59	.5	4.1	37	69	.8	4.4	7	21	.1	1.1
4-Book	37	357	.8	3.7	15	168	.3	2.9	17	60	.4	3.2	33	81	.7	3.8	18	45	.4	2.9
KTDD-AM																				
SP '05	1	26	.1	.1		7	.1	.1					3	7	.1	.4				
4-Book	1	12	.1	.1		5	.1	.1		2			1	4	.1	.1				
KWIE-FM																				
SP '05	38	570	.8	3.8	35	371	.7	6.7	22	72	.5	3.9	60	159	1.3	7.1	42	130	.9	6.9
4-Book	34	556	.7	3.5	23	316	.5	4.5	18	73	.4	3.4	37	124	.8	4.3	29	106	.6	4.7
KXRS-FM																				
SP '05	7	65	.1	.7	5	43	.1	1.0	10	19	.2	1.8	10	27	.2	1.2	7	17	.1	1.1
4-Book	5	61	.1	.5	3	39	.1	.6	6	13	.1	1.1	5	18	.1	.6	3	10	.1	.5
KXSB-FM																				
SP '05	12	190	.3	1.2	5	97	.1	1.0	6	19	.1	1.1	7	32	.1	.8	8	22	.2	1.3
4-Book	19	228	.4	1.9	13	126	.3	2.6	8	23	.2	1.5	24	58	.5	2.7	17	42	.4	2.7
KABC-AM																				
SP '05	6	48	.1	.6	1	21	.2	.2	5	14	.1	.9	3	21	.1	.4				
4-Book	4	31	.1	.4	2	13	.4	.4	2	7	.1	.4	4	11	.1	.5	2	8	.1	.4
KBIG-FM																				
SP '05	38	284	.8	3.8	12	140	.3	2.3	8	26	.2	1.4	19	49	.4	2.3	14	55	.3	2.3
4-Book	26	275	.6	2.6	9	123	.2	1.7	9	27	.2	1.7	16	43	.3	1.9	9	34	.2	1.5

** Station(s) not reported this survey.

* Listener estimates adjusted for reported broadcast schedule.

+ Station(s) changed call letters - see Page 13.

4-Book: Avg. of current and previous 3 surveys.
2-Book: Avg. of most recent 2 surveys.

Target Listener Estimates

		Women 18-49																				
		Monday-Friday 6AM-7PM				Weekend 6AM-MID				Saturday 6AM-10AM				Saturday 10AM-3PM				Saturday 3PM-7PM				
		AQH (00)	Cume (00)	AQH Rtg	AQH Shr	AQH (00)	Cume (00)	AQH Rtg	AQH Shr	AQH (00)	Cume (00)	AQH Rtg	AQH Shr	AQH (00)	Cume (00)	AQH Rtg	AQH Shr	AQH (00)	Cume (00)	AQH Rtg	AQH Shr	
KCBS-FM																						
	SP '05	27	395	.6	2.7	21	225	.4	4.0	7	47	.1	1.2	21	80	.4	2.5	24	74	.5	3.9	
	4-Book	19	292	.4	2.0	11	150	.2	2.2	9	43	.2	1.7	17	61	.4	2.0	15	55	.3	2.3	
KFI -AM																						
	SP '05	31	293	.7	3.1	5	101	.1	1.0	10	37	.2	1.8	7	19	.1	.8	1	7		.2	
	4-Book	39	357	.9	4.0	7	119	.1	1.3	20	56	.4	3.7	9	36	.2	1.0	6	23	.1	1.0	
KFWB-AM																						
	SP '05	1	19		.1																	
	4-Book	**	**	**	**	**	**	**	**	**	**	**	**	**	**	**	**	**	**	**	**	
KHHT-FM																						
	SP '05	30	463	.6	3.0	21	326	.4	4.0	27	69	.6	4.8	33	136	.7	3.9	24	94	.5	3.9	
	4-Book	36	426	.8	3.7	21	275	.5	4.0	24	79	.5	4.6	35	112	.8	4.0	29	89	.6	4.6	
KIIS-FM																						
	SP '05	47	721	1.0	4.7	27	392	.6	5.2	25	88	.5	4.5	49	166	1.0	5.8	32	121	.7	5.2	
	4-Book	35	690	.8	3.6	20	358	.4	3.9	19	78	.4	3.6	33	143	.7	3.9	27	105	.6	4.5	
KKBT-FM																						
	SP '05	22	372	.5	2.2	7	162	.1	1.3	7	38	.1	1.2	8	34	.2	.9	2	11		.3	
	4-Book	24	388	.5	2.5	11	211	.2	2.1	9	38	.2	1.7	17	58	.4	1.9	15	54	.3	2.3	
KLAC-AM																						
	SP '05	**	**	**	**	**	**	**	**	**	**	**	**	**	**	**	**	**	**	**	**	
	4-Book	**	**	**	**	**	**	**	**	**	**	**	**	**	**	**	**	**	**	**	**	
KLAX-FM																						
	SP '05	14	212	.3	1.4	8	109	.2	1.5	14	37	.3	2.5	9	24	.2	1.1	14	39	.3	2.3	
	4-Book	15	179	.3	1.5	11	105	.2	2.1	15	31	.4	2.8	16	41	.4	1.9	11	27	.3	1.9	
KLOS-FM																						
	SP '05	29	259	.6	2.9	8	110	.2	1.5	14	46	.3	2.5	15	33	.3	1.8	4	19	.1	.7	
	4-Book	18	229	.4	1.8	6	99	.1	1.1	5	22	.1	1.0	10	39	.2	1.1	8	24	.2	1.4	
KLSX-FM																						
	SP '05	18	154	.4	1.8		6															
	4-Book	16	166	.4	1.6	1	18		.2	2	6		.3	1	6		.1	1	1		.2	
KLVE-FM																						
	SP '05	49	473	1.0	4.9	26	255	.6	5.0	30	79	.6	5.3	32	97	.7	3.8	22	56	.5	3.6	
	4-Book	49	507	1.0	5.0	29	341	.6	5.7	32	85	.7	6.0	50	150	1.1	5.8	28	82	.6	4.6	
KLYY-FM																						
	SP '05	57	516	1.2	5.6	26	273	.6	5.0	36	84	.8	6.4	50	120	1.1	5.9	36	85	.8	5.9	
	4-Book	54	561	1.2	5.5	31	338	.7	6.1	24	76	.5	4.4	60	158	1.3	6.9	33	86	.8	5.4	
KMXE-AM																						
	SP '05	6	38	.1	.6	1	23		.2					2	6		.2					
	4-Book	**	**	**	**	**	**	**	**	**	**	**	**	**	**	**	**	**	**	**	**	
KMZT-FM																						
	SP '05	1	25		.1		7															
	4-Book	6	45	.1	.6	1	22		.3	2	5	.1	.4	2	5	.1	.2			3	.1	
KNX -AM																						
	SP '05	7	64	.1	.7	1	26		.2									3	14	.1	.5	
	4-Book	5	89	.1	.5	2	34		.3	2	3		.3	1	5		.1	3	11	.1	.4	
KOST-FM																						
	SP '05	33	490	.7	3.3	16	324	.3	3.1	13	59	.3	2.3	21	88	.4	2.5	16	51	.3	2.6	
	4-Book	33	418	.7	3.4	15	232	.3	3.0	12	49	.3	2.3	32	90	.7	3.6	18	54	.4	2.9	
KPLM-FM																						
	SP '05	3	53	.1	.3	1	31		.2					1	6		.1	2	6		.3	
	4-Book	**	**	**	**	**	**	**	**	**	**	**	**	**	**	**	**	**	**	**	**	

Target Listener Estimates - Women 18-49

** Station(s) not reported this survey.

* Listener estimates adjusted for reported broadcast schedule.

+ Station(s) changed call letters - see Page 13.

4-Book: Avg. of current and previous 3 surveys.
2-Book: Avg. of most recent 2 surveys.

Target Listener Estimates

		Women 18-49																				
		Monday-Friday 6AM-7PM				Weekend 6AM-MID				Saturday 6AM-10AM				Saturday 10AM-3PM				Saturday 3PM-7PM				
		AQH (00)	Cume (00)	AQH Rtg	AQH Shr	AQH (00)	Cume (00)	AQH Rtg	AQH Shr	AQH (00)	Cume (00)	AQH Rtg	AQH Shr	AQH (00)	Cume (00)	AQH Rtg	AQH Shr	AQH (00)	Cume (00)	AQH Rtg	AQH Shr	
KPWR-FM																						
SP '05		21	365	.4	2.1	9	180	.2	1.7	9	45	.2	1.6	8	32	.2	.9	13	60	.3	2.1	
4-Book		15	334	.3	1.5	8	169	.2	1.5	6	29	.1	1.1	14	55	.3	1.6	11	46	.3	1.7	
KRCV-FM																						
SP '05		4	63	.1	.4	4	33	.1	.8	4	9	.1	.7	7	9	.1	.8	4	5	.1	.7	
4-Book		**	**	**	**	**	**	**	**	**	**	**	**	**	**	**	**	**	**	**	**	
KROQ-FM																						
SP '05		14	252	.3	1.4	9	196	.2	1.7	5	33	.1	.9	18	66	.4	2.1	20	81	.4	3.3	
4-Book		15	272	.3	1.5	10	164	.2	1.9	8	34	.2	1.4	17	69	.4	1.9	13	54	.3	2.2	
KRTH-FM																						
SP '05		6	161	.1	.6	4	77	.1	.8	7	25	.1	1.2	11	36	.2	1.3	5	29	.1	.8	
4-Book		9	196	.2	1.0	5	97	.1	1.1	4	14	.1	.7	13	44	.3	1.5	5	24	.1	.9	
KSCA-FM																						
SP '05		35	302	.7	3.5	14	140	.3	2.7	25	56	.5	4.5	22	66	.5	2.6	14	24	.3	2.3	
4-Book		33	310	.7	3.4	15	178	.3	2.9	32	72	.7	6.3	23	72	.5	2.7	15	39	.3	2.4	
KSSE-FM																						
SP '05		13	137	.3	1.3	5	88	.1	1.0	9	12	.2	1.6	9	40	.2	1.1	10	31	.2	1.6	
4-Book		12	164	.3	1.3	6	87	.1	1.2	7	22	.2	1.3	10	31	.2	1.2	8	26	.2	1.3	
KTWW-FM																						
SP '05		11	137	.2	1.1	6	74	.1	1.2	5	20	.1	.9	7	18	.1	.8	16	42	.3	2.6	
4-Book		23	198	.5	2.4	9	123	.2	1.8	6	21	.1	1.2	17	44	.4	2.0	15	43	.3	2.4	
KWVE-FM																						
SP '05		8	150	.2	.8	2	57		.4	6	20	.1	1.1	2	15		.2	2	10		.3	
4-Book		12	174	.3	1.2	8	98	.1	1.5	10	30	.2	1.9	10	29	.2	1.2	6	20	.1	1.0	
KYSR-FM																						
SP '05		10	173	.2	1.0	5	110	.1	1.0	4	7	.1	.7	6	34	.1	.7	6	34	.1	1.0	
4-Book		10	172	.2	1.0	5	90	.1	.9	4	14	.1	.7	6	29	.1	.6	7	31	.2	1.2	
KZLA-FM																						
SP '05		13	206	.3	1.3	7	116	.1	1.3	14	37	.3	2.5	17	51	.4	2.0	11	65	.2	1.8	
4-Book		12	231	.3	1.3	7	116	.1	1.3	7	31	.2	1.3	14	50	.3	1.6	10	41	.2	1.6	
TOTALS																						
SP '05		1010	4475	21.4	519	3586	11.0	561	1529	11.9	844	2089	17.9	612	1666	13.0						
4-Book		979	4417	21.1	507	3527	10.9	527	1480	11.3	864	2147	18.6	615	1623	13.3						

** Station(s) not reported this survey.

* Listener estimates adjusted for reported broadcast schedule.

+ Station(s) changed call letters - see Page 13.

4-Book: Avg. of current and previous 3 surveys.
2-Book: Avg. of most recent 2 surveys.

Target Listener Estimates

		Women 18-49																			
		Saturday 7PM-MID				Sunday 6AM-10AM				Sunday 10AM-3PM				Sunday 3PM-7PM				Sunday 7PM-MID			
		AQH (00)	Cume (00)	AQH Rtg	AQH Shr	AQH (00)	Cume (00)	AQH Rtg	AQH Shr	AQH (00)	Cume (00)	AQH Rtg	AQH Shr	AQH (00)	Cume (00)	AQH Rtg	AQH Shr	AQH (00)	Cume (00)	AQH Rtg	AQH Shr
KAEH-FM	SP '05	4	6	.1	1.1	2	6	.6		5	18	.1	.8	2	11	.4		8	29	.2	2.6
	4-Book	4	11	.1	1.1	4	10	.1	1.2	7	18	.2	1.1	6	14	.1	1.2	5	16	.1	1.6
KATY-FM	SP '05	3	11	.1	.8	8	20	.2	2.2	9	20	.2	1.4	16	52	.3	3.4	2	12		.6
	4-Book	**	**	**	**	**	**	**	**	**	**	**	**	**	**	**	**	**	**	**	**
KCAL-AM	SP '05	3	11	.1	.8	2	12		.6	11	24	.2	1.8	2	6		.4		5		
	4-Book	**	**	**	**	**	**	**	**	**	**	**	**	**	**	**	**	**	**	**	**
KCAL-FM	SP '05	14	46	.3	3.9	12	33	.3	3.4	20	53	.4	3.2	9	51	.2	1.9	8	33	.2	2.6
	4-Book	11	38	.2	3.2	8	27	.2	2.1	16	63	.3	2.6	12	45	.3	2.7	9	26	.2	3.3
KCXX-FM	SP '05	7	38	.1	1.9	5	18	.1	1.4	11	39	.2	1.8	13	37	.3	2.8	3	24	.1	1.0
	4-Book	10	33	.2	2.9	4	19	.1	1.0	9	38	.2	1.5	12	41	.3	2.7	5	19	.1	1.6
+KDAI-FM	SP '05	14	50	.3	3.9	3	11	.1	.8	15	24	.3	2.4	8	12	.2	1.7	3	19	.1	1.0
	4-Book	**	**	**	**	**	**	**	**	**	**	**	**	**	**	**	**	**	**	**	**
KDIF-AM	SP '05	5	17	.1	1.4	14	30	.3	3.9	8	23	.2	1.3	2	13		.4	12	34	.3	3.9
	4-Book	**	**	**	**	**	**	**	**	**	**	**	**	**	**	**	**	**	**	**	**
KEZY-AM	SP '05					3	6	.1	.8	3	6	.1	.5								
	4-Book	3	8	.1	1.1	7	16	.2	1.9	9	19	.2	1.5	4	9	.1	.9	3	6	.1	.9
KFRG-FM	SP '05	11	38	.2	3.1	17	57	.4	4.8	25	103	.5	4.0	8	46	.2	1.7	2	14		.6
	4-Book	12	54	.3	3.5	16	64	.4	4.5	37	125	.8	6.0	15	63	.3	3.3	6	26	.1	2.1
KGGI-FM	SP '05	33	136	.7	9.2	26	89	.6	7.3	39	192	.8	6.2	69	221	1.5	14.8	86	188	1.8	27.8
	4-Book	38	138	.8	11.7	21	90	.5	5.8	45	178	1.0	7.2	60	197	1.3	13.3	75	173	1.6	26.9
KOLA-FM	SP '05	1	13		.3	9	45	.2	2.5	21	40	.4	3.4	5	21	.1	1.1		5		
	4-Book	4	23	.1	1.4	12	37	.3	3.2	21	52	.5	3.5	8	35	.2	1.9	3	12	.1	.9
KTDD-AM	SP '05																				
	4-Book					1	2		.2	1	2		.1		2						
KWIE-FM	SP '05	16	78	.3	4.4	22	67	.5	6.2	45	125	1.0	7.2	28	84	.6	6.0	38	116	.8	12.3
	4-Book	18	79	.4	5.6	14	52	.3	4.0	26	90	.6	4.2	21	73	.5	4.6	18	61	.4	6.5
KXRS-FM	SP '05	3	6	.1	.8					4	18	.1	.6	7	16	.1	1.5				
	4-Book	3	11	.1	.8	1	5		.4	2	10	.1	.4	3	7	.1	.6	1	3		.3
KXSB-FM	SP '05	2	6		.6	8	10	.2	2.2	6	30	.1	1.0	7	17	.1	1.5	1	5		.3
	4-Book	6	22	.1	1.8	9	23	.2	2.5	17	41	.4	2.8	19	39	.4	4.2	5	15	.1	1.8
KABC-AM	SP '05																				
	4-Book	1	2		.2	1	2		.2	1	2		.1	2	6		.3	1	4		.4
KBIG-FM	SP '05	10	31	.2	2.8	5	34	.1	1.4	23	41	.5	3.7	20	45	.4	4.3	1	6		.3
	4-Book	6	22	.1	1.7	6	25	.1	1.5	13	32	.3	2.2	10	33	.2	2.2	3	8	.1	1.0

Target Listener Estimates - Women 18-49

** Station(s) not reported this survey.

* Listener estimates adjusted for reported broadcast schedule.

+ Station(s) changed call letters - see Page 13.

4-Book: Avg. of current and previous 3 surveys.
2-Book: Avg. of most recent 2 surveys.

Target Listener Estimates

Women 18-49																					
Saturday 7PM-MID				Sunday 6AM-10AM				Sunday 10AM-3PM				Sunday 3PM-7PM				Sunday 7PM-MID					
AQH (00)	Cume (00)	AQH Rtg	AQH Shr	AQH (00)	Cume (00)	AQH Rtg	AQH Shr	AQH (00)	Cume (00)	AQH Rtg	AQH Shr	AQH (00)	Cume (00)	AQH Rtg	AQH Shr	AQH (00)	Cume (00)	AQH Rtg	AQH Shr		
KCBS-FM																					
SP '05	20	49	.4	5.6	20	40	.4	5.6	29	90	.6	4.6	28	83	.6	6.0	17	45	.4	5.5	
4-Book	8	24	.2	2.3	9	28	.2	2.4	12	39	.2	1.9	10	39	.2	2.3	8	24	.2	2.6	
KFI -AM																					
SP '05	2	13		.6	8	37	.2	2.2	6	23	.1	1.0					7	27	.1	2.3	
4-Book	2	11		.6	10	32	.2	2.7	4	20	.1	.7	2	12	.1	.5	4	13	.1	1.3	
KFWB-AM																					
SP '05	**	**	**	**	**	**	**	**	**	**	**	**	**	**	**	**	**	**	**	**	
4-Book	**	**	**	**	**	**	**	**	**	**	**	**	**	**	**	**	**	**	**	**	
KHHT-FM																					
SP '05	18	84	.4	5.0	12	28	.3	3.4	24	79	.5	3.8	15	73	.3	3.2	15	38	.3	4.9	
4-Book	15	62	.3	4.4	9	24	.2	2.4	19	66	.4	3.0	18	61	.4	3.9	17	42	.4	6.1	
KIIS-FM																					
SP '05	26	86	.6	7.2	20	84	.4	5.6	34	135	.7	5.4	24	93	.5	5.1	4	19	.1	1.3	
4-Book	15	54	.3	4.3	15	63	.3	4.2	27	109	.6	4.3	17	73	.4	3.8	3	17		.9	
KKBT-FM																					
SP '05	5	19	.1	1.4	6	31	.1	1.7	17	54	.4	2.7	6	35	.1	1.3	3	21	.1	1.0	
4-Book	11	44	.3	3.3	10	39	.2	2.8	12	51	.3	1.9	6	28	.1	1.3	6	24	.2	2.2	
KLAC-AM																					
SP '05	**	**	**	**	**	**	**	**	**	**	**	**	**	**	**	**	**	**	**	**	
4-Book	**	**	**	**	**	**	**	**	**	**	**	**	**	**	**	**	**	**	**	**	
KLAX-FM																					
SP '05	8	32	.2	2.2	5	18	.1	1.4	9	28	.2	1.4	6	11	.1	1.3	3	11	.1	1.0	
4-Book	6	21	.1	1.8	8	19	.2	2.1	12	33	.3	2.0	12	23	.3	2.6	5	16	.1	1.7	
KLOS-FM																					
SP '05	2	5		.6	5	20	.1	1.4	11	46	.2	1.8	10	43	.2	2.1	1	6		.3	
4-Book	2	7		.6	4	19	.1	1.1	8	37	.2	1.4	7	23	.2	1.6	1	4		.3	
KLSX-FM																					
SP '05	1	6		.3																	
4-Book	1	5		.3	1	5		.4	1	5		.2						3		.1	
KLVE-FM																					
SP '05	26	97	.6	7.2	21	71	.4	5.9	38	108	.8	6.1	22	81	.5	4.7	14	62	.3	4.5	
4-Book	25	81	.6	7.6	26	70	.5	7.1	43	127	.9	6.9	16	60	.3	3.4	9	41	.2	3.1	
KLYY-FM																					
SP '05	7	35	.1	1.9	8	38	.2	2.2	38	95	.8	6.1	25	73	.5	5.4	9	35	.2	2.9	
4-Book	13	42	.3	4.1	18	55	.4	4.9	52	136	1.1	8.3	30	70	.7	6.8	13	40	.3	4.8	
KMXE-AM																					
SP '05	1	6		.3	1	6		.3	2	11		.3						1	5		.3
4-Book	**	**	**	**	**	**	**	**	**	**	**	**	**	**	**	**	**	**	**	**	
KMZT-FM																					
SP '05										7											
4-Book	1	4		.4	1	2		.1	1	9		.2	3	8		.7		3		.1	
KNX -AM																					
SP '05	1	7		.3	2	12		.6													
4-Book	1	4		.3	2	8		.6	4	10		.6	1	6		.2		1	4		.2
KOST-FM																					
SP '05	23	88	.5	6.4	8	43	.2	2.2	16	80	.3	2.6	12	55	.3	2.6	14	78	.3	4.5	
4-Book	12	47	.2	3.4	9	35	.2	2.5	19	67	.4	3.0	10	43	.2	2.3	8	38	.2	2.7	
KPLM-FM																					
SP '05	**	**	**	**	**	**	**	**	3	19	.1	.5	3	19	.1	.6	**	**	**	**	
4-Book	**	**	**	**	**	**	**	**	**	**	**	**	**	**	**	**	**	**	**	**	

** Station(s) not reported this survey.

* Listener estimates adjusted for reported broadcast schedule.

+ Station(s) changed call letters - see Page 13.

4-Book: Avg. of current and previous 3 surveys.
2-Book: Avg. of most recent 2 surveys.

Target Listener Estimates

Target Listener Estimates - Women 18-49

	Women 18-49																			
	Saturday 7PM-MID				Sunday 6AM-10AM				Sunday 10AM-3PM				Sunday 3PM-7PM				Sunday 7PM-MID			
	AQH (00)	Cume (00)	AQH Rtg	AQH Shr	AQH (00)	Cume (00)	AQH Rtg	AQH Shr	AQH (00)	Cume (00)	AQH Rtg	AQH Shr	AQH (00)	Cume (00)	AQH Rtg	AQH Shr	AQH (00)	Cume (00)	AQH Rtg	AQH Shr
KPWR-FM																				
SP '05	17	38	.4	4.7	1	7	.3		5	27	.1	.8	13	61	.3	2.8	5	33	.1	1.6
4-Book	9	39	.2	2.5	4	16	.1	1.1	6	30	.1	.9	9	44	.2	1.9	4	29	.1	1.2
KRCV-FM																				
SP '05	5	9	.1	1.4	4	9	.1	1.1	2	14	.3						2	9	.6	
4-Book	**	**	**	**	**	**	**	**	**	**	**	**	**	**	**	**	**	**	**	**
KROQ-FM																				
SP '05	9	41	.2	2.5	4	31	.1	1.1	9	44	.2	1.4	8	36	.2	1.7	1	5	.3	
4-Book	9	31	.2	2.8	5	30	.1	1.5	11	49	.3	1.8	8	31	.2	1.8	6	19	.1	2.1
KRTH-FM																				
SP '05	1	11	.3		1	12	.3		6	25	.1	1.0		7			1	6	.3	
4-Book	3	11	.1	.9	2	13	.4		7	25	.2	1.1	5	9	.1	1.0	3	10	.1	1.1
KSCA-FM																				
SP '05	4	15	.1	1.1	6	19	.1	1.7	20	55	.4	3.2	11	23	.2	2.4	6	19	.1	1.9
4-Book	7	29	.2	2.0	10	30	.2	2.8	15	46	.3	2.5	11	25	.2	2.3	6	22	.1	2.1
KSSE-FM																				
SP '05	5	17	.1	1.4	2	5	.6		6	30	.1	1.0					6			
4-Book	6	20	.1	1.7	3	10	.7		8	25	.2	1.4	4	16	.1	.9	3	11	.1	1.2
KTWV-FM																				
SP '05	2	18	.6		1	6	.3		10	43	.2	1.6	6	17	.1	1.3		7		
4-Book	4	15	.1	1.1	4	23	.1	1.1	12	40	.3	2.0	13	34	.3	3.0	1	7	.4	
KWVE-FM																				
SP '05					4	20	.1	1.1	3	22	.1	.5	1	5	.2		2	11	.6	
4-Book	4	12	.1	1.1	11	39	.3	3.1	10	40	.2	1.6	6	19	.1	1.3	5	18	.1	1.9
KYSR-FM																				
SP '05	7	33	.1	1.9	2	12	.6		6	33	.1	1.0	11	46	.2	2.4	1	6	.3	
4-Book	5	22	.1	1.4	2	13	.6		6	28	.1	1.0	8	28	.2	1.7	2	9	.5	
KZLA-FM																				
SP '05	1	13	.3		3	19	.1	.8	4	34	.1	.6	3	18	.1	.6		6		
4-Book	2	17	.6		5	25	.1	1.3	9	48	.2	1.4	5	19	.1	1.1	2	9	.7	
TOTALS																				
SP '05	360	1148	7.6		356	1171	7.5		625	1716	13.2		467	1360	9.9		309	956	6.5	
4-Book	329	1042	7.1		363	1122	7.8		616	1679	13.3		454	1251	9.8		277	820	5.9	

** Station(s) not reported this survey.

* Listener estimates adjusted for reported broadcast schedule.

+ Station(s) changed call letters - see Page 13.

4-Book: Avg. of current and previous 3 surveys.
2-Book: Avg. of most recent 2 surveys.

Target Listener Trends

Women 25-49																				
Monday-Sunday 6AM-MID				Monday-Friday 6AM-10AM				Monday-Friday 10AM-3PM				Monday-Friday 3PM-7PM				Monday-Friday 7PM-MID				
AQH (00)	Cume (00)	AQH Rtg	AQH Shr	AQH (00)	Cume (00)	AQH Rtg	AQH Shr	AQH (00)	Cume (00)	AQH Rtg	AQH Shr	AQH (00)	Cume (00)	AQH Rtg	AQH Shr	AQH (00)	Cume (00)	AQH Rtg	AQH Shr	
KAEH-FM																				
SP '05	5	87	.1	.9	5	37	.1	.6	10	38	.3	1.2	5	40	.1	.7	2	18	.1	1.0
WI '05	9	120	.2	1.6	13	62	.4	1.5	16	83	.4	1.8	8	81	.2	1.2	2	31	.1	1.0
FA '04	6	119	.2	1.1	9	53	.2	1.1	6	75	.2	.7	9	65	.2	1.3	2	33	.1	.8
SU '04	3	45	.1	.6	4	25	.1	.5	5	35	.1	.6	3	20	.1	.5				
4-Book	6	93	.2	1.1	8	44	.2	.9	9	58	.3	1.1	6	52	.2	.9	2	21	.1	.7
SP '04	4	88	.1	.7	9	50	.3	1.1	9	48	.3	1.0	3	49	.1	.5	2	24	.1	.9
KATY-FM																				
SP '05	13	149	.4	2.3	19	109	.5	2.3	26	87	.7	3.0	16	86	.4	2.3		13		
WI '05	8	161	.2	1.4	12	90	.3	1.4	18	84	.5	2.1	10	111	.3	1.5		13		
FA '04	8	90	.2	1.4	15	64	.4	1.9	14	50	.4	1.7	11	45	.3	1.6	1	25		.4
SU '04	**	**	**	**	**	**	**	**	**	**	**	**	**	**	**	**	**	**	**	**
4-Book	**	**	**	**	**	**	**	**	**	**	**	**	**	**	**	**	**	**	**	**
SP '04	6	93	.2	1.1	16	65	.5	1.9	9	40	.3	1.0	7	58	.2	1.1	1	23		.4
KCAL-AM																				
SP '05	4	49	.1	.7	5	22	.1	.6	3	27	.1	.3	4	22	.1	.6	1	12		.5
WI '05	2	44	.1	.4	6	39	.2	.7	2	13	.1	.2	1	11		.1				
FA '04	2	41	.1	.4	9	35	.2	1.1	1	6		.1	1	11		.1		7		
SU '04	**	**	**	**	**	**	**	**	**	**	**	**	**	**	**	**	**	**	**	**
4-Book	**	**	**	**	**	**	**	**	**	**	**	**	**	**	**	**	**	**	**	**
SP '04	3	47	.1	.5	6	11	.2	.7	5	37	.1	.6	2	19	.1	.3	1	5		.4
KCAL-FM																				
SP '05	10	256	.3	1.8	20	140	.6	2.4	12	117	.3	1.4	11	118	.3	1.6	3	49	.1	1.5
WI '05	11	316	.3	1.9	18	135	.5	2.0	10	142	.3	1.1	15	193	.4	2.2	2	62	.1	1.0
FA '04	14	372	.4	2.5	17	186	.5	2.1	20	222	.6	2.4	18	198	.5	2.6	8	113	.2	3.2
SU '04	16	351	.5	3.0	23	202	.7	3.0	27	182	.8	3.2	23	227	.7	3.6	3	66	.1	1.5
4-Book	13	324	.4	2.3	20	166	.6	2.4	17	166	.5	2.0	17	184	.5	2.5	4	73	.1	1.8
SP '04	16	340	.5	2.8	27	188	.8	3.2	23	217	.7	2.7	18	178	.5	2.8	9	84	.3	4.0
KCXX-FM																				
SP '05	11	207	.3	1.9	15	79	.4	1.8	15	98	.4	1.7	15	81	.4	2.1	3	49	.1	1.5
WI '05	6	243	.2	1.1	7	94	.2	.8	12	101	.3	1.4	6	131	.2	.9	4	69	.1	2.1
FA '04	11	220	.3	2.0	16	137	.4	2.0	12	79	.3	1.5	13	102	.4	1.9	3	40	.1	1.2
SU '04	5	168	.1	.9	5	72	.1	.7	7	88	.2	.8	5	74	.1	.8	3	53	.1	1.5
4-Book	8	210	.2	1.5	11	96	.3	1.3	12	92	.3	1.4	10	97	.3	1.4	3	53	.1	1.6
SP '04	4	118	.1	.7	4	54	.1	.5	6	90	.2	.7	3	62	.1	.5	1	30		.4
+KDAI-FM																				
SP '05	5	107	.1	.9	5	52	.1	.6	5	41	.1	.6	8	66	.2	1.1	5	35	.1	2.5
WI '05	1	79		.2	1	14		.1	2	27	.1	.2	1	20		.1	1	20		.5
FA '04	**	**	**	**	**	**	**	**	**	**	**	**	**	**	**	**	**	**	**	**
SU '04	**	**	**	**	**	**	**	**	**	**	**	**	**	**	**	**	**	**	**	**
4-Book	**	**	**	**	**	**	**	**	**	**	**	**	**	**	**	**	**	**	**	**
SP '04	7	42	.2	1.2	10	37	.3	1.2	8	26	.2	.9	6	22	.2	.9	3	11	.1	1.3
KDIF-AM																				
SP '05	8	82	.2	1.4	14	61	.4	1.7	11	47	.3	1.3	7	36	.2	1.0	3	27	.1	1.5
WI '05	3	55	.1	.5	6	42	.2	.7	6	24	.2	.7	2	24	.1	.3				
FA '04	**	**	**	**	**	**	**	**	**	**	**	**	**	**	**	**	**	**	**	**
SU '04	2	43	.1	.4	4	23	.1	.5	4	18	.1	.5	1	8		.2	1	9		.5
4-Book	**	**	**	**	**	**	**	**	**	**	**	**	**	**	**	**	**	**	**	**
SP '04	6	78	.2	1.1	9	39	.3	1.1	13	55	.4	1.5	3	40	.1	.5	2	22	.1	.9
KEZY-AM																				
SP '05	2	11	.1	.4	2	11	.1	.2	2	6	.1	.2	3	11	.1	.4	3	6	.1	1.5
WI '05	10	68	.3	1.8	9	44	.2	1.0	15	44	.4	1.7	13	38	.4	1.9	3	25	.1	1.6
FA '04	4	50	.1	.7	5	23	.1	.6	4	27	.1	.5	7	36	.2	1.0	3	23	.1	1.2
SU '04	9	47	.3	1.7	15	42	.4	2.0	15	42	.4	1.8	7	35	.2	1.1	4	26	.1	2.0
4-Book	6	44	.2	1.2	8	30	.2	1.0	9	30	.3	1.1	8	30	.2	1.1	3	20	.1	1.6
SP '04	**	**	**	**	**	**	**	**	**	**	**	**	**	**	**	**	**	**	**	**

** Station(s) not reported this survey.

* Listener estimates adjusted for reported broadcast schedule.

+ Station(s) changed call letters - see Page 13.

4-Book: Avg. of current and previous 3 surveys.
2-Book: Avg. of most recent 2 surveys.

Target Listener Trends

Women 25-49

Target Listener Trends - Women 25-49

	Monday-Sunday 6AM-MID				Monday-Friday 6AM-10AM				Monday-Friday 10AM-3PM				Monday-Friday 3PM-7PM				Monday-Friday 7PM-MID			
	AQH (00)	Cume (00)	AQH Rtg	AQH Shr	AQH (00)	Cume (00)	AQH Rtg	AQH Shr	AQH (00)	Cume (00)	AQH Rtg	AQH Shr	AQH (00)	Cume (00)	AQH Rtg	AQH Shr	AQH (00)	Cume (00)	AQH Rtg	AQH Shr
KFRG-FM																				
SP '05	35	518	1.0	6.2	56	268	1.5	6.7	55	337	1.5	6.4	40	321	1.1	5.7	13	111	.4	6.5
WI '05	23	516	.6	4.0	44	335	1.2	5.0	29	232	.8	3.3	33	304	.9	4.8	7	118	.2	3.6
FA '04	40	559	1.1	7.1	58	385	1.6	7.3	68	325	1.9	8.2	55	392	1.5	7.8	15	158	.4	6.0
SU '04	32	525	.9	5.9	45	271	1.3	5.9	48	322	1.4	5.6	43	341	1.3	6.8	9	146	.3	4.4
4-Book	33	530	.9	5.8	51	315	1.4	6.2	50	304	1.4	5.9	43	340	1.2	6.3	11	133	.3	5.1
SP '04	36	506	1.1	6.4	56	303	1.6	6.7	46	277	1.3	5.3	39	308	1.1	6.1	14	150	.4	6.2
KGGI-FM																				
SP '05	38	816	1.0	6.7	48	399	1.3	5.8	55	451	1.5	6.4	53	484	1.5	7.6	15	246	.4	7.5
WI '05	48	902	1.3	8.4	70	493	1.9	7.9	66	514	1.8	7.5	66	535	1.8	9.7	22	276	.6	11.4
FA '04	38	776	1.0	6.7	49	417	1.3	6.1	45	472	1.2	5.5	51	408	1.4	7.3	21	261	.6	8.5
SU '04	42	764	1.2	7.8	56	377	1.6	7.3	66	452	1.9	7.7	49	456	1.4	7.7	17	229	.5	8.3
4-Book	42	815	1.1	7.4	56	422	1.5	6.8	58	472	1.6	6.8	55	471	1.5	8.1	19	253	.5	8.9
SP '04	32	658	.9	5.7	39	325	1.1	4.7	37	331	1.1	4.3	35	385	1.0	5.5	17	214	.5	7.5
KOLA-FM																				
SP '05	25	346	.7	4.4	43	192	1.2	5.2	47	215	1.3	5.4	28	181	.8	4.0	5	58	.1	2.5
WI '05	24	325	.7	4.2	31	190	.9	3.5	50	177	1.4	5.7	24	150	.7	3.5	6	70	.2	3.1
FA '04	20	341	.6	3.6	31	148	.9	3.9	35	182	1.0	4.2	25	174	.7	3.6	7	82	.2	2.8
SU '04	20	352	.6	3.7	18	168	.5	2.3	39	187	1.1	4.6	31	169	.9	4.9	7	100	.2	3.4
4-Book	22	341	.7	4.0	31	175	.9	3.7	43	190	1.2	5.0	27	169	.8	4.0	6	78	.2	3.0
SP '04	30	420	.9	5.3	42	201	1.2	5.0	65	213	1.9	7.5	38	210	1.1	5.9	8	109	.2	3.5
KTDD-AM																				
SP '05		26						1	19		.1		7				7			
WI '05		7						1	7		.1		7							
FA '04																				
SU '04	1	20		.2	2	5	.1	.3	1	13		.1	1	5		.2				
4-Book		13		.1	1	3		.1	1	10		.1		5		.1		2		
SP '04	1	28		.2	1	12		.1	1	12		.1	1	22		.2				
KVIE-FM																				
SP '05	18	419	.5	3.2	16	195	.4	1.9	26	220	.7	3.0	21	199	.6	3.0	8	117	.2	4.0
WI '05	10	333	.3	1.8	17	201	.5	1.9	8	128	.2	.9	13	177	.4	1.9	6	103	.2	3.1
FA '04	13	336	.4	2.3	12	170	.3	1.5	12	146	.3	1.5	22	199	.6	3.1	12	104	.3	4.8
SU '04	21	386	.6	3.9	17	183	.5	2.2	30	205	.9	3.5	30	245	.9	4.7	14	147	.4	6.9
4-Book	16	369	.5	2.8	16	187	.4	1.9	19	175	.5	2.2	22	205	.6	3.2	10	118	.3	4.7
SP '04	15	306	.4	2.7	11	134	.3	1.3	17	147	.5	2.0	22	247	.6	3.4	13	87	.4	5.8
KXRS-FM																				
SP '05	3	47	.1	.5	5	30	.1	.6	4	35	.1	.5	2	20	.1	.3		10		
WI '05	2	44	.1	.4	3	13	.1	.3	2	19	.1	.2	4	19	.1	.6	1	13		.5
FA '04	3	50	.1	.5	3	45	.1	.4	6	21	.2	.7	2	17	.1	.3	1	22		.4
SU '04	3	44	.1	.6	6	20	.2	.8	3	14	.1	.4	3	14	.1	.5	3	18	.1	1.5
4-Book	3	46	.1	.5	4	27	.1	.5	4	22	.1	.5	3	18	.1	.4	1	16		.6
SP '04	3	70	.1	.5	5	36	.1	.6	6	32	.2	.7	3	31	.1	.5		20		
KXSB-FM																				
SP '05	5	139	.1	.9	9	61	.2	1.1	6	72	.2	.7	8	47	.2	1.1	2	22	.1	1.0
WI '05	13	195	.4	2.3	16	88	.4	1.8	24	145	.7	2.7	13	112	.4	1.9	2	25	.1	1.0
FA '04	9	179	.2	1.6	15	105	.4	1.9	15	112	.4	1.8	8	88	.2	1.1	3	47	.1	1.2
SU '04	10	151	.3	1.9	11	74	.3	1.4	15	104	.4	1.8	6	62	.2	.9	7	52	.2	3.4
4-Book	9	166	.3	1.7	13	82	.3	1.6	15	108	.4	1.8	9	77	.3	1.3	4	37	.1	1.7
SP '04	9	136	.3	1.6	11	68	.3	1.3	12	56	.4	1.4	8	55	.2	1.3	5	52	.1	2.2
KABC-AM																				
SP '05	4	48	.1	.7	3	20	.1	.4	10	20	.3	1.2	5	28	.1	.7	1	21		.5
WI '05	2	7	.1	.4	1	7		.1	3	7	.1	.3	4	7	.1	.6				
FA '04	2	47	.1	.4	1	18		.1	8	29	.2	1.0	2	22	.1	.3		12		
SU '04	2	26	.1	.4	4	21	.1	.5	2	18	.1	.2	2	26	.1	.3	1	8		.5
4-Book	3	32	.1	.5	2	17	.1	.3	6	19	.2	.7	3	21	.1	.5	1	10		.3
SP '04	1	28		.2	1	7		.1	3	23	.1	.3	1	6		.2		5		

** Station(s) not reported this survey.

* Listener estimates adjusted for reported broadcast schedule.

+ Station(s) changed call letters - see Page 13.

4-Book: Avg. of current and previous 3 surveys.
2-Book: Avg. of most recent 2 surveys.

Target Listener Trends

	Women 25-49																			
	Monday-Sunday 6AM-MID				Monday-Friday 6AM-10AM				Monday-Friday 10AM-3PM				Monday-Friday 3PM-7PM				Monday-Friday 7PM-MID			
	AQH (00)	Cume (00)	AQH Rtg	AQH Shr	AQH (00)	Cume (00)	AQH Rtg	AQH Shr	AQH (00)	Cume (00)	AQH Rtg	AQH Shr	AQH (00)	Cume (00)	AQH Rtg	AQH Shr	AQH (00)	Cume (00)	AQH Rtg	AQH Shr
KBIG-FM																				
SP '05	22	278	.6	3.9	32	145	.9	3.9	44	182	1.2	5.1	29	182	.8	4.1	2	43	.1	1.0
WI '05	16	344	.4	2.8	29	203	.8	3.3	30	187	.8	3.4	18	197	.5	2.6	4	63	.1	2.1
FA '04	8	241	.2	1.4	12	120	.3	1.5	14	125	.4	1.7	11	98	.3	1.6	2	42	.1	.8
SU '04	17	261	.5	3.2	21	123	.6	2.7	33	138	1.0	3.9	16	105	.5	2.5	11	49	.3	5.4
4-Book	16	281	.4	2.8	24	148	.7	2.9	30	158	.9	3.5	19	146	.5	2.7	5	49	.2	2.3
SP '04	9	238	.3	1.6	16	110	.5	1.9	15	100	.4	1.7	10	109	.3	1.6	4	69	.1	1.8
KCBS-FM																				
SP '05	19	389	.5	3.4	17	183	.5	2.0	25	246	.7	2.9	26	223	.7	3.7	9	117	.2	4.5
WI '05	6	226	.2	1.1	5	107	.1	.6	7	81	.2	.8	8	115	.2	1.2	3	32	.1	1.6
FA '04	15	299	.4	2.7	18	143	.5	2.3	31	153	.9	3.8	20	171	.6	2.9	3	52	.1	1.2
SU '04	10	305	.3	1.9	9	92	.3	1.2	13	124	.4	1.5	15	157	.4	2.4	5	75	.1	2.5
4-Book	13	305	.4	2.3	12	131	.4	1.5	19	151	.6	2.3	17	167	.5	2.6	5	69	.1	2.5
SP '04	10	274	.3	1.8	13	89	.4	1.6	15	141	.4	1.7	15	142	.4	2.3	6	70	.2	2.7
KFI -AM																				
SP '05	18	307	.5	3.2	31	133	.9	3.7	29	176	.8	3.4	29	153	.8	4.1	7	59	.2	3.5
WI '05	30	361	.8	5.3	44	193	1.2	5.0	52	216	1.4	5.9	49	239	1.3	7.2	7	45	.2	3.6
FA '04	21	390	.6	3.7	30	202	.8	3.8	44	254	1.2	5.3	31	218	.9	4.4	5	87	.1	2.0
SU '04	21	394	.6	3.9	36	216	1.1	4.7	37	230	1.1	4.3	34	212	1.0	5.3	7	70	.2	3.4
4-Book	23	363	.6	4.0	35	186	1.0	4.3	41	219	1.1	4.7	36	206	1.0	5.3	7	65	.2	3.1
SP '04	29	332	.9	5.2	54	195	1.6	6.5	55	222	1.6	6.4	38	192	1.1	5.9	4	55	.1	1.8
KFWB-AM																				
SP '05		19				5				6				2	.1	.3		8		
WI '05	**	**	**	**	**	**	**	**	**	**	**	**	**	**	**	**	**	**	**	**
FA '04		26				7				12				1		.1				
SU '04		17				5				12				1		.2				
4-Book	**	**	**	**	**	**	**	**	**	**	**	**	**	**	**	**	**	**	**	**
SP '04		23				11				1		.1		1		.2		5		
KHHT-FM																				
SP '05	21	375	.6	3.7	28	200	.8	3.4	24	192	.7	2.8	27	252	.7	3.9	13	102	.4	6.5
WI '05	27	378	.7	4.7	33	215	.9	3.7	43	198	1.2	4.9	43	238	1.2	6.3	10	137	.3	5.2
FA '04	30	405	.8	5.3	26	201	.7	3.3	37	263	1.0	4.5	37	242	1.0	5.3	25	135	.7	10.1
SU '04	16	323	.5	3.0	20	156	.6	2.6	26	201	.8	3.0	18	171	.5	2.8	13	115	.4	6.4
4-Book	24	370	.7	4.2	27	193	.8	3.3	33	214	.9	3.8	31	226	.9	4.6	15	122	.5	7.1
SP '04	23	395	.7	4.1	36	212	1.1	4.3	28	205	.8	3.2	23	206	.7	3.6	15	118	.4	6.6
KIIS-FM																				
SP '05	20	488	.6	3.5	31	295	.9	3.7	24	239	.7	2.8	24	251	.7	3.4	9	117	.2	4.5
WI '05	16	519	.4	2.8	22	237	.6	2.5	28	245	.8	3.2	20	259	.6	2.9	3	60	.1	1.6
FA '04	10	465	.3	1.8	14	190	.4	1.8	13	247	.4	1.6	18	264	.5	2.6	2	75	.1	.8
SU '04	18	456	.5	3.3	22	220	.6	2.9	19	234	.6	2.2	33	301	1.0	5.2	9	149	.3	4.4
4-Book	16	482	.5	2.9	22	236	.6	2.7	21	241	.6	2.5	24	269	.7	3.5	6	100	.2	2.8
SP '04	15	398	.4	2.7	27	187	.8	3.2	17	211	.5	2.0	26	242	.8	4.1	4	90	.1	1.8
KKBT-FM																				
SP '05	12	294	.3	2.1	24	173	.7	2.9	14	152	.4	1.6	13	143	.4	1.9	7	88	.2	3.5
WI '05	11	296	.3	1.9	36	198	1.0	4.1	6	77	.2	.7	13	148	.4	1.9	3	55	.1	1.6
FA '04	16	301	.4	2.8	42	155	1.2	5.3	10	120	.3	1.2	16	141	.4	2.3	7	60	.2	2.8
SU '04	11	261	.3	2.0	33	128	1.0	4.3	14	133	.4	1.6	10	114	.3	1.6	3	73	.1	1.5
4-Book	13	288	.3	2.2	34	164	1.0	4.2	11	121	.3	1.3	13	137	.4	1.9	5	69	.2	2.4
SP '04	13	255	.4	2.3	27	190	.8	3.2	12	92	.4	1.4	17	142	.5	2.7	3	91	.1	1.3
KLAC-AM																				
SP '05		7				7														
WI '05		37				7				7				2	.1	.3		25		.4
FA '04	**	**	**	**	**	**	**	**	**	**	**	**	**	**	**	**	**	**	**	**
SU '04	**	**	**	**	**	**	**	**	**	**	**	**	**	**	**	**	**	**	**	**
4-Book	**	**	**	**	**	**	**	**	**	**	**	**	**	**	**	**	**	**	**	**
SP '04		16				5				5				11						

** Station(s) not reported this survey.

* Listener estimates adjusted for reported broadcast schedule.

+ Station(s) changed call letters - see Page 13.

4-Book: Avg. of current and previous 3 surveys.
2-Book: Avg. of most recent 2 surveys.

Target Listener Trends

Women 25-49

	Monday-Sunday 6AM-MID				Monday-Friday 6AM-10AM				Monday-Friday 10AM-3PM				Monday-Friday 3PM-7PM				Monday-Friday 7PM-MID				
	AQH (00)	Cume (00)	AQH Rtg	AQH Shr	AQH (00)	Cume (00)	AQH Rtg	AQH Shr	AQH (00)	Cume (00)	AQH Rtg	AQH Shr	AQH (00)	Cume (00)	AQH Rtg	AQH Shr	AQH (00)	Cume (00)	AQH Rtg	AQH Shr	
KLAX-FM																					
SP '05	7	168	.2	1.2	12	106	.3	1.4	11	111	.3	1.3	8	85	.2	1.1	1	10		.5	
WI '05	11	145	.3	1.9	23	85	.6	2.6	15	103	.4	1.7	8	63	.2	1.2	3	24	.1	1.6	
FA '04	8	126	.2	1.4	8	52	.2	1.0	11	72	.3	1.3	11	51	.3	1.6	3	25	.1	1.2	
SU '04	9	164	.3	1.7	13	91	.4	1.7	12	91	.4	1.4	7	73	.2	1.1	4	43	.1	2.0	
4-Book	9	151	.3	1.6	14	84	.4	1.7	12	94	.4	1.4	9	68	.2	1.3	3	26	.1	1.3	
SP '04	19	190	.6	3.4	40	119	1.2	4.8	25	123	.7	2.9	13	86	.4	2.0	8	39	.2	3.5	
KLOS-FM																					
SP '05	17	250	.5	3.0	43	173	1.2	5.2	25	131	.7	2.9	19	133	.5	2.7	2	32	.1	1.0	
WI '05	7	222	.2	1.2	20	105	.6	2.3	8	57	.2	.9	7	112	.2	1.0	2	28	.1	1.0	
FA '04	10	223	.3	1.8	22	132	.6	2.8	13	91	.4	1.6	12	94	.3	1.7	3	30	.1	1.2	
SU '04	7	277	.2	1.3	12	94	.4	1.6	12	104	.4	1.4	8	82	.2	1.3	2	47	.1	1.0	
4-Book	10	243	.3	1.8	24	126	.7	3.0	15	96	.4	1.7	12	105	.3	1.7	2	34	.1	1.1	
SP '04	9	261	.3	1.6	17	128	.5	2.0	11	107	.3	1.3	12	120	.4	1.9	4	45	.1	1.8	
KLSX-FM																					
SP '05	8	135	.2	1.4	8	69	.2	1.0	30	88	.8	3.5	7	58	.2	1.0		12			
WI '05	11	143	.3	1.9	21	74	.6	2.4	19	82	.5	2.2	19	69	.5	2.8	3	33	.1	1.6	
FA '04	8	220	.2	1.4	14	94	.4	1.8	17	114	.5	2.1	10	124	.3	1.4	4	31	.1	1.6	
SU '04	3	99	.1	.6	7	55	.2	.9	4	44	.1	.5	2	39	.1	.3	1	18		.5	
4-Book	8	149	.2	1.3	13	73	.4	1.5	18	82	.5	2.1	10	73	.3	1.4	2	24	.1	.9	
SP '04	6	116	.2	1.1	9	41	.3	1.1	12	80	.4	1.4	7	61	.2	1.1	3	36	.1	1.3	
KLVE-FM																					
SP '05	33	413	.9	5.8	53	241	1.5	6.4	43	229	1.2	5.0	36	232	1.0	5.1	19	173	.5	9.5	
WI '05	25	514	.7	4.4	37	211	1.0	4.2	37	302	1.0	4.2	17	191	.5	2.5	12	133	.3	6.2	
FA '04	34	477	.9	6.0	47	266	1.3	5.9	49	311	1.3	5.9	36	271	1.0	5.1	16	137	.4	6.5	
SU '04	30	396	.9	5.6	43	231	1.3	5.6	49	271	1.4	5.7	26	163	.8	4.1	14	167	.4	6.9	
4-Book	31	450	.9	5.5	45	237	1.3	5.5	45	278	1.2	5.2	29	214	.8	4.2	15	153	.4	7.3	
SP '04	25	384	.7	4.4	30	165	.9	3.6	46	230	1.3	5.3	34	212	1.0	5.3	12	133	.4	5.3	
KLYY-FM																					
SP '05	32	455	.9	5.7	40	193	1.1	4.8	66	331	1.8	7.6	34	222	.9	4.9	3	61	.1	1.5	
WI '05	37	523	1.0	6.5	41	259	1.1	4.7	83	390	2.3	9.5	23	200	.6	3.4	7	71	.2	3.6	
FA '04	28	416	.8	5.0	19	212	.5	2.4	54	285	1.5	6.5	26	206	.7	3.7	14	141	.4	5.6	
SU '04	26	418	.8	4.8	25	163	.7	3.3	60	289	1.8	7.0	24	173	.7	3.8	7	95	.2	3.4	
4-Book	31	453	.9	5.5	31	207	.9	3.8	66	324	1.9	7.7	27	200	.7	4.0	8	92	.2	3.5	
SP '04	45	553	1.3	8.0	48	247	1.4	5.8	91	443	2.7	10.5	43	258	1.3	6.7	12	134	.4	5.3	
KMXE-AM																					
SP '05	4	44	.1	.7	2	15	.1	.2	12	27	.3	1.4	4	9	.1	.6		11			
WI '05	**	**	**	**	**	**	**	**	**	**	**	**	**	**	**	**	**	**	**	**	**
FA '04	8	61	.2	1.4	8	28	.2	1.0	11	43	.3	1.3	11	28	.3	1.6	7	29	.2	2.8	
SU '04	**	**	**	**	**	**	**	**	**	**	**	**	**	**	**	**	**	**	**	**	**
4-Book	**	**	**	**	**	**	**	**	**	**	**	**	**	**	**	**	**	**	**	**	**
SP '04	1	28		.2	11				3	28	.1	.3		5				5			
KMZT-FM																					
SP '05	1	25		.2	1	18		.1	2	18	.1	.2	1	7		.1		2	24	.1	1.0
WI '05	7	70	.2	1.2	10	26	.3	1.1	12	39	.3	1.4	11	44	.3	1.6		17			
FA '04	3	60	.1	.5	4	49	.1	.5	5	18	.1	.6	5	54	.1	.7		17			
SU '04	1	41		.2					1	19		.1	1	20		.2					
4-Book	3	49	.1	.5	4	23	.1	.4	5	24	.1	.6	5	31	.1	.7	1	10		.3	
SP '04	1	54		.2					2	24	.1	.2	2	33	.1	.3					
KNX -AM																					
SP '05	4	77	.1	.7	8	43	.2	1.0	5	44	.1	.6	7	35	.2	1.0		18			
WI '05	3	125	.1	.5	6	65	.2	.7	3	59	.1	.3	6	78	.2	.9	2	21	.1	1.0	
FA '04	3	97	.1	.5	5	43	.1	.6	3	49	.1	.4	3	50	.1	.4	1	25		.4	
SU '04	2	105	.1	.4	5	59	.1	.7	2	29	.1	.2	3	46	.1	.5		14			
4-Book	3	101	.1	.5	6	53	.2	.8	3	45	.1	.4	5	52	.2	.7	1	20		.4	
SP '04	2	88	.1	.4	5	36	.1	.6	1	22		.1	4	45	.1	.6		17			

Target Listener Trends - Women 25-49

** Station(s) not reported this survey.

* Listener estimates adjusted for reported broadcast schedule.

+ Station(s) changed call letters - see Page 13.

4-Book: Avg. of current and previous 3 surveys.
2-Book: Avg. of most recent 2 surveys.

Target Listener Trends

Women 25-49																				
Monday-Sunday 6AM-MID				Monday-Friday 6AM-10AM				Monday-Friday 10AM-3PM				Monday-Friday 3PM-7PM				Monday-Friday 7PM-MID				
AQH (00)	Cume (00)	AQH Rtg	AQH Shr	AQH (00)	Cume (00)	AQH Rtg	AQH Shr	AQH (00)	Cume (00)	AQH Rtg	AQH Shr	AQH (00)	Cume (00)	AQH Rtg	AQH Shr	AQH (00)	Cume (00)	AQH Rtg	AQH Shr	
KOST-FM																				
SP '05	18	496	.5	3.2	15	147	.4	1.8	27	220	.7	3.1	24	238	.7	3.4	15	176	.4	7.5
WI '05	18	481	.5	3.2	25	222	.7	2.8	34	257	.9	3.9	22	278	.6	3.2	3	77	.1	1.6
FA '04	23	441	.6	4.1	34	265	.9	4.3	36	204	1.0	4.4	27	211	.7	3.9	6	100	.2	2.4
SU '04	15	295	.4	2.8	22	150	.6	2.9	29	139	.9	3.4	21	156	.6	3.3	3	76	.1	1.5
4-Book	19	428	.5	3.3	24	196	.7	3.0	32	205	.9	3.7	24	221	.7	3.5	7	107	.2	3.3
SP '04	18	325	.5	3.2	18	95	.5	2.2	30	152	.9	3.5	29	148	.9	4.5	14	67	.4	6.2
KPLM-FM																				
SP '05	2	42	.1	.4	3	30	.1	.4	2	17	.1	.2	2	24	.1	.3	1	17		.5
WI '05	1	13		.2	1	13		.1					1	13		.1	2	7	.1	1.0
FA '04	**	**	**	**	**	**	**	**	**	**	**	**	**	**	**	**	**	**	**	**
SU '04	**	**	**	**	**	**	**	**	**	**	**	**	**	**	**	**	**	**	**	**
4-Book	**	**	**	**	**	**	**	**	**	**	**	**	**	**	**	**	**	**	**	**
SP '04	8	51	.2	1.4	5	6	.1	.6	10	26	.3	1.2	12	45	.4	1.9	7	18	.2	3.1
KPVR-FM																				
SP '05	8	240	.2	1.4	12	114	.3	1.4	8	112	.2	.9	13	144	.4	1.9	6	95	.2	3.0
WI '05	5	173	.1	.9	6	96	.2	.7	4	68	.1	.5	6	102	.2	.9	5	54	.1	2.6
FA '04	5	253	.1	.9	7	89	.2	.9	4	98	.2	.7	7	106	.2	1.0	4	76	.1	1.6
SU '04	5	249	.1	.9	10	123	.3	1.3	4	83	.1	.5	7	132	.2	1.1	3	86	.1	1.5
4-Book	6	229	.1	1.0	9	106	.3	1.1	6	90	.2	.7	8	121	.3	1.2	5	78	.1	2.2
SP '04	3	191	.1	.5	4	57	.1	.5	3	54	.1	.3	4	83	.1	.6	1	24		.4
KRCV-FM																				
SP '05	3	60	.1	.5	4	19	.1	.5	5	44	.1	.6	2	34	.1	.3		5		
WI '05	2	36	.1	.4	3	23	.1	.3	4	24	.1	.5	3	17	.1	.4		6		
FA '04	**	**	**	**	**	**	**	**	**	**	**	**	**	**	**	**	**	**	**	**
SU '04	1	41		.2	3	16	.1	.4	2	21	.1	.2		5			1	5		.5
4-Book	**	**	**	**	**	**	**	**	**	**	**	**	**	**	**	**	**	**	**	**
SP '04	2	30	.1	.4	2	18	.1	.2	4	30	.1	.5	2	12	.1	.3				
KROQ-FM																				
SP '05	4	214	.1	.7	7	94	.2	.8	5	80	.1	.6	7	73	.2	1.0	1	40		.5
WI '05	10	241	.3	1.8	16	148	.4	1.8	8	112	.2	.9	18	153	.5	2.6	5	37	.1	2.6
FA '04	5	197	.1	.9	7	65	.2	.9	8	90	.2	1.0	8	106	.2	1.1	1	29		.4
SU '04	7	244	.2	1.3	14	82	.4	1.8	7	78	.2	.8	10	139	.3	1.6	1	58		.5
4-Book	7	224	.2	1.2	11	97	.3	1.3	7	90	.2	.8	11	118	.3	1.6	2	41		1.0
SP '04	5	173	.1	.9	8	82	.2	1.0	6	82	.2	.7	5	62	.1	.8	3	55	.1	1.3
KRTH-FM																				
SP '05	4	140	.1	.7	6	60	.2	.7	4	76	.1	.5	5	67	.1	.7	1	31		.5
WI '05	6	203	.2	1.1	5	68	.1	.6	9	74	.2	1.0	9	97	.2	1.3	2	54	.1	1.0
FA '04	4	190	.1	.7	7	79	.2	.9	5	68	.1	.6	3	77	.1	.4	5	26	.1	2.0
SU '04	8	268	.2	1.5	10	93	.3	1.3	16	108	.5	1.9	12	96	.4	1.9	1	44		.5
4-Book	6	200	.2	1.0	7	75	.2	.9	9	82	.2	1.0	7	84	.2	1.1	2	39	.1	1.0
SP '04	4	187	.1	.7	5	60	.1	.6	3	37	.1	.3	5	78	.1	.8	1	18		.4
KSCA-FM																				
SP '05	13	206	.4	2.3	30	139	.8	3.6	15	136	.4	1.7	21	104	.6	3.0	3	25	.1	1.5
WI '05	15	288	.4	2.6	39	150	1.1	4.4	21	185	.6	2.4	9	86	.2	1.3	1	19		.5
FA '04	19	262	.5	3.4	40	155	1.1	5.0	26	154	.7	3.2	11	92	.3	1.6	10	49	.3	4.0
SU '04	13	211	.4	2.4	34	122	1.0	4.4	19	148	.6	2.2	9	81	.3	1.4	3	35	.1	1.5
4-Book	15	242	.4	2.7	36	142	1.0	4.4	20	156	.6	2.4	13	91	.4	1.8	4	32	.1	1.9
SP '04	12	229	.4	2.1	29	141	.9	3.5	13	107	.4	1.5	7	91	.2	1.1	2	20	.1	.9
KSSE-FM																				
SP '05	7	124	.2	1.2	10	70	.3	1.2	12	68	.3	1.4	9	62	.2	1.3	1	6		.5
WI '05	6	126	.2	1.1	11	76	.3	1.2	10	81	.3	1.1	8	62	.2	1.2	2	25	.1	1.0
FA '04	5	103	.1	.9	7	49	.2	.9	6	55	.2	.7	5	59	.1	.7	2	16	.1	.8
SU '04	9	147	.3	1.7	16	96	.5	2.1	10	76	.3	1.2	10	90	.3	1.6	6	42	.2	2.9
4-Book	7	125	.2	1.2	11	73	.3	1.4	10	70	.3	1.1	8	68	.2	1.2	3	22	.1	1.3
SP '04	7	115	.2	1.2	15	82	.4	1.8	10	60	.3	1.2	8	58	.2	1.3	2	37	.1	.9

** Station(s) not reported this survey.

* Listener estimates adjusted for reported broadcast schedule.

+ Station(s) changed call letters - see Page 13.

4-Book: Avg. of current and previous 3 surveys.
2-Book: Avg. of most recent 2 surveys.

Target Listener Trends

Women 25-49

	Monday-Sunday 6AM-MID				Monday-Friday 6AM-10AM				Monday-Friday 10AM-3PM				Monday-Friday 3PM-7PM				Monday-Friday 7PM-MID			
	AQH (00)	Cume (00)	AQH Rtg	AQH Shr	AQH (00)	Cume (00)	AQH Rtg	AQH Shr	AQH (00)	Cume (00)	AQH Rtg	AQH Shr	AQH (00)	Cume (00)	AQH Rtg	AQH Shr	AQH (00)	Cume (00)	AQH Rtg	AQH Shr
KTWV-FM																				
SP '05	7	158	.2	1.2	9	64	.2	1.1	11	73	.3	1.3	10	98	.3	1.4	1	33		.5
WI '05	21	286	.6	3.7	32	154	.9	3.6	43	169	1.2	4.9	25	177	.7	3.7	4	69	.1	2.1
FA '04	12	202	.3	2.1	11	79	.3	1.4	24	90	.7	2.9	21	116	.6	3.0	5	72	.1	2.0
SU '04	19	249	.6	3.5	17	103	.5	2.2	34	168	1.0	4.0	30	177	.9	4.7	5	61	.1	2.5
4-Book	15	224	.4	2.6	17	100	.5	2.1	28	125	.8	3.3	22	142	.6	3.2	4	59	.1	1.8
SP '04	14	177	.4	2.5	20	98	.6	2.4	23	78	.7	2.7	12	78	.4	1.9	3	31	.1	1.3
KWVE-FM																				
SP '05	5	146	.1	.9	10	88	.3	1.2	4	71	.1	.5	9	84	.2	1.3	1	25		.5
WI '05	16	196	.4	2.8	21	136	.6	2.4	17	105	.5	1.9	20	113	.6	2.9	7	37	.2	3.6
FA '04	7	172	.2	1.2	11	89	.3	1.4	7	73	.2	.8	9	80	.2	1.3	4	37	.1	1.6
SU '04	8	188	.2	1.5	16	100	.5	2.1	7	56	.2	.8	8	97	.2	1.3	6	69	.2	2.9
4-Book	9	176	.2	1.6	15	103	.4	1.8	9	76	.3	1.0	12	94	.3	1.7	5	42	.1	2.2
SP '04	16	203	.5	2.8	23	128	.7	2.8	21	116	.6	2.4	15	122	.4	2.3	6	38	.2	2.7
KYSR-FM																				
SP '05	6	131	.2	1.1	5	63	.1	.6	11	68	.3	1.3	9	91	.2	1.3	2	34	.1	1.0
WI '05	8	204	.2	1.4	11	83	.3	1.2	10	107	.3	1.1	10	114	.3	1.5	3	25	.1	1.6
FA '04	5	135	.1	.9	6	57	.2	.8	8	76	.2	1.0	8	58	.2	1.1	1	25		.4
SU '04	6	148	.2	1.1	6	70	.2	.8	11	67	.3	1.3	7	89	.2	1.1	1	30		.5
4-Book	6	155	.2	1.1	7	68	.2	.9	10	80	.3	1.2	9	88	.2	1.3	2	29	.1	.9
SP '04	6	157	.2	1.1	13	100	.4	1.6	9	76	.3	1.0	7	78	.2	1.1	1	17		.4
KZLA-FM																				
SP '05	5	152	.1	.9	11	88	.3	1.3	6	63	.2	.7	9	78	.2	1.3	1	20		.5
WI '05	8	205	.2	1.4	14	126	.4	1.6	10	75	.3	1.1	8	109	.2	1.2	2	60	.1	1.0
FA '04	5	199	.1	.9	8	92	.2	1.0	5	92	.1	.6	9	122	.2	1.3	1	31		.4
SU '04	8	244	.2	1.5	11	122	.3	1.4	10	121	.3	1.2	11	153	.3	1.7	3	56	.1	1.5
4-Book	7	200	.2	1.2	11	107	.3	1.3	8	88	.2	.9	9	116	.2	1.4	2	42	.1	.9
SP '04	13	204	.4	2.3	22	116	.6	2.6	17	97	.5	2.0	19	125	.6	3.0	2	42	.1	.9
TOTALS																				
SP '05	565	3489	15.5		831	2923	22.9		864	2971	23.8		701	2898	19.3		201	1652	5.5	
WI '05	571	3535	15.7		881	3126	24.2		876	2938	24.1		683	2889	18.8		193	1523	5.3	
FA '04	563	3490	15.5		800	3026	22.0		825	2784	22.7		701	2941	19.3		248	1680	6.8	
SU '04	538	3279	15.8		767	2731	22.5		855	2741	25.1		637	2712	18.7		204	1683	6.0	
4-Book	559	3448	15.6		820	2952	22.9		855	2859	23.9		681	2860	19.0		212	1635	5.9	
SP '04	562	3262	16.5		833	2836	24.4		864	2688	25.4		639	2692	18.8		226	1657	6.6	

** Station(s) not reported this survey.

* Listener estimates adjusted for reported broadcast schedule.

+ Station(s) changed call letters - see Page 13.

4-Book: Avg. of current and previous 3 surveys.
2-Book: Avg. of most recent 2 surveys.

Target Listener Trends - Women 25-49

Target Listener Estimates

Women 25-49																				
Monday-Friday 6AM-7PM				Weekend 6AM-MID				Saturday 6AM-10AM				Saturday 10AM-3PM				Saturday 3PM-7PM				
AQH (00)	Cume (00)	AQH Rtg	AQH Shr	AQH (00)	Cume (00)	AQH Rtg	AQH Shr	AQH (00)	Cume (00)	AQH Rtg	AQH Shr	AQH (00)	Cume (00)	AQH Rtg	AQH Shr	AQH (00)	Cume (00)	AQH Rtg	AQH Shr	
KAEH-FM SP '05 4-Book	7 8	65 81	.2 .2	.9 1.0	3 5	40 49	.1 .2	.8 1.2	3 8	12 20	.1 .2	.7 2.0	7 11	18 28	.2 .3	1.1 1.6	4	14	.1	.8
KATY-FM SP '05 4-Book	21 **	132 **	.6 **	2.6 **	8 **	69 **	.2 **	2.1 **	6 **	21 **	.2 **	1.4 **	12 **	40 **	.3 **	1.9 **	7 **	21 **	.2 **	1.6 **
KCAL-AM SP '05 4-Book	4 **	38 **	.1 **	.5 **	6 **	35 **	.2 **	1.6 **	13 **	22 **	.4 **	3.0 **	11 **	29 **	.3 **	1.7 **	5 **	17 **	.1 **	1.1 **
KCAL-FM SP '05 4-Book	14 18	232 287	.4 .5	1.7 2.3	9 11	101 147	.2 .3	2.3 2.8	7 9	28 36	.2 .3	1.6 2.1	9 19	39 75	.2 .5	1.4 2.9	14 19	34 51	.4 .6	3.1 4.1
KCXX-FM SP '05 4-Book	15 11	161 162	.4 .3	1.9 1.4	10 7	129 112	.3 .2	2.6 1.8	10 4	43 20	.3 .2	2.3 1.0	27 13	58 42	.7 .3	4.3 1.9	8 6	26 24	.2 .2	1.8 1.3
+KDAI-FM SP '05 4-Book	6 **	89 **	.2 **	.7 **	3 **	48 **	.1 **	.8 **	1 **	5 **	.2 **	.2 **	5 **	16 **	.1 **	.8 **	9 **	32 **	.2 **	2.0 **
KDIF-AM SP '05 4-Book	11 **	76 **	.3 **	1.4 **	6 **	42 **	.2 **	1.6 **	11 **	27 **	.3 **	2.5 **	11 **	23 **	.3 **	1.7 **	6 **	15 **	.2 **	1.3 **
KEZY-AM SP '05 4-Book	2 8	11 40	.1 .2	.2 1.0	2 5	11 31	.1 .2	.5 1.4	3 7	6 17	.1 .2	.7 1.5	4 8	6 18	.1 .2	.6 1.2	2 7	5 12	.1 .2	.4 1.5
KFRG-FM SP '05 4-Book	51 48	465 484	1.4 1.4	6.3 6.1	22 19	262 266	.6 .5	5.7 5.1	36 22	87 77	1.0 .6	8.3 5.4	50 43	168 153	1.4 1.2	7.9 6.4	42 31	134 103	1.2 .9	9.3 6.7
KGGI-FM SP '05 4-Book	52 56	710 727	1.4 1.6	6.5 7.1	30 30	389 394	.8 .9	7.8 7.9	22 30	102 107	.6 .9	5.1 7.2	41 43	138 145	1.1 1.2	6.5 6.4	24 31	66 102	.7 .9	5.3 6.7
KOLA-FM SP '05 4-Book	40 34	315 290	1.1 1.0	5.0 4.3	12 12	128 140	.3 .3	3.1 3.2	17 15	46 53	.5 .4	3.9 3.6	36 27	62 68	1.0 .8	5.7 4.1	7 13	21 34	.2 .4	1.6 2.8
KTDD-AM SP '05 4-Book	1 1	19 10	.1 .1	.1 .1		7 5							3 1	7 4	.1 .1	.5 .1				
KWIE-FM SP '05 4-Book	21 19	344 314	.6 .5	2.6 2.4	19 14	243 184	.5 .4	4.9 3.6	15 11	47 48	.4 .3	3.5 2.5	33 21	88 74	.9 .6	5.2 3.2	29 20	92 68	.8 .6	6.4 4.3
KXRS-FM SP '05 4-Book	4 4	47 41	.1 .1	.5 .5	2 2	24 29	.1 .1	.5 .5	4 5	13 11	.1 .1	.9 1.1	6 4	14 15	.2 .1	.9 .6	1 1	4 5	.2 .3	
KXSB-FM SP '05 4-Book	7 12	127 156	.2 .4	.9 1.6	4 7	53 84	.1 .2	1.0 1.9	4 6	13 18	.1 .2	.9 1.4					7 6	16 21	.2 .2	1.6 1.3
KABC-AM SP '05 4-Book	6 4	48 31	.2 .1	.7 .5	1 2	14 11	.3 .1	.5 .5	5 2	14 7	.1 .1	1.2 .5	1 3	14 9	.2 .1	.5 .5	2	8	.1	.4
KBIG-FM SP '05 4-Book	36 25	253 238	1.0 .7	4.5 3.1	10 8	108 107	.3 .2	2.6 2.1	4 8	13 22	.1 .2	.9 1.8	13 14	43 38	.4 .4	2.1 2.2	14 9	55 33	.4 .3	3.1 2.0

** Station(s) not reported this survey.

* Listener estimates adjusted for reported broadcast schedule.

+ Station(s) changed call letters - see Page 13.

4-Book: Avg. of current and previous 3 surveys.
2-Book: Avg. of most recent 2 surveys.

Target Listener Estimates

Women 25-49

	Monday-Friday 6AM-7PM				Weekend 6AM-MID				Saturday 6AM-10AM				Saturday 10AM-3PM				Saturday 3PM-7PM			
	AQH (00)	Cume (00)	AQH Rtg	AQH Shr	AQH (00)	Cume (00)	AQH Rtg	AQH Shr	AQH (00)	Cume (00)	AQH Rtg	AQH Shr	AQH (00)	Cume (00)	AQH Rtg	AQH Shr	AQH (00)	Cume (00)	AQH Rtg	AQH Shr
KCBS-FM																				
SP '05	23	354	.6	2.9	20	190	.6	5.2	7	47	.2	1.6	18	69	.5	2.8	23	63	.6	5.1
4-Book	17	257	.5	2.1	11	132	.3	2.8	8	39	.2	1.9	16	57	.4	2.4	14	49	.4	3.0
KFI -AM																				
SP '05	30	275	.8	3.7	4	89	.1	1.0	10	37	.3	2.3	5	13	.1	.8	1	7		.2
4-Book	38	335	1.1	4.8	6	114	.2	1.6	20	55	.5	4.6	8	34	.2	1.2	6	23	.2	1.3
KFVB-AM																				
SP '05	1	19		.1																
4-Book	**	**	**	**	**	**	**	**	**	**	**	**	**	**	**	**	**	**	**	**
KHHT-FM																				
SP '05	26	341	.7	3.2	19	256	.5	4.9	27	69	.7	6.2	26	98	.7	4.1	23	88	.6	5.1
4-Book	31	329	.8	3.9	18	208	.5	4.7	22	68	.6	5.3	30	88	.9	4.5	26	79	.7	5.7
KIIS-FM																				
SP '05	26	437	.7	3.2	18	240	.5	4.7	14	51	.4	3.2	33	111	.9	5.2	21	79	.6	4.7
4-Book	22	421	.6	2.8	12	211	.4	3.2	11	49	.3	2.7	23	96	.7	3.5	20	75	.6	4.3
KKBT-FM																				
SP '05	17	256	.5	2.1	6	119	.2	1.6	5	25	.1	1.2	8	34	.2	1.3	1	5		.2
4-Book	19	252	.5	2.4	7	130	.2	1.7	4	21	.1	1.1	12	41	.3	1.7	10	38	.3	2.1
KLAC-AM																				
SP '05																				
4-Book	**	**	**	**	**	**	**	**	**	**	**	**	**	**	**	**	**	**	**	**
KLAX-FM																				
SP '05	10	168	.3	1.2	6	71	.2	1.6	7	31	.2	1.6	7	18	.2	1.1	13	26	.4	2.9
4-Book	12	139	.3	1.4	8	74	.2	2.2	11	24	.3	2.6	13	31	.4	1.9	10	19	.3	2.1
KLOS-FM																				
SP '05	29	228	.8	3.6	7	100	.2	1.8	14	46	.4	3.2	15	33	.4	2.4	3	14	.1	.7
4-Book	17	202	.5	2.1	5	87	.1	1.3	5	22	.2	1.3	9	32	.3	1.4	7	17	.2	1.6
KLSX-FM																				
SP '05	16	135	.4	2.0		6														
4-Book	14	145	.4	1.7	1	15		.2	2	5	.1	.3	1	6		.2				
KLVE-FM																				
SP '05	44	365	1.2	5.5	23	205	.6	6.0	30	79	.8	6.9	30	84	.8	4.7	17	37	.5	3.8
4-Book	40	392	1.1	5.1	24	256	.7	6.2	28	70	.8	6.7	42	120	1.2	6.2	20	54	.6	4.4
KLYY-FM																				
SP '05	48	409	1.3	6.0	23	222	.6	6.0	36	84	1.0	8.3	44	108	1.2	7.0	31	78	.9	6.9
4-Book	43	407	1.2	5.4	24	244	.7	6.3	21	66	.6	4.8	46	123	1.3	6.9	24	61	.7	5.2
KMXE-AM																				
SP '05	6	31	.2	.7	1	23		.3					2	6	.1	.3				
4-Book	**	**	**	**	**	**	**	**	**	**	**	**	**	**	**	**	**	**	**	**
KMZT-FM																				
SP '05	1	25		.1		7														
4-Book	5	41	.1	.5	1	18		.3	2	5	.1	.5	2	5	.1	.3				
KNX -AM																				
SP '05	7	64	.2	.9	1	26		.3									3	14	.1	.7
4-Book	5	88	.1	.6	2	33	.1	.4	2	3	.1	.4	1	5		.1	3	11	.1	.6
KOST-FM																				
SP '05	23	385	.6	2.9	11	251	.3	2.8	8	46	.2	1.8	16	75	.4	2.5	12	32	.3	2.7
4-Book	27	349	.7	3.4	12	183	.3	3.0	10	42	.3	2.4	25	76	.7	3.7	13	38	.4	2.9
KPLM-FM																				
SP '05	2	30	.1	.2	1	19		.3					1	6		.2				
4-Book	**	**	**	**	**	**	**	**	**	**	**	**	**	**	**	**	**	**	**	**

Target Listener Estimates - Women 25-49

** Station(s) not reported this survey.

* Listener estimates adjusted for reported broadcast schedule.

+ Station(s) changed call letters - see Page 13.

4-Book: Avg. of current and previous 3 surveys.
2-Book: Avg. of most recent 2 surveys.

Target Listener Estimates

		Women 25-49																					
		Monday-Friday 6AM-7PM				Weekend 6AM-MID				Saturday 6AM-10AM				Saturday 10AM-3PM				Saturday 3PM-7PM					
		AQH (00)	Cume (00)	AQH Rtg	AQH Shr	AQH (00)	Cume (00)	AQH Rtg	AQH Shr	AQH (00)	Cume (00)	AQH Rtg	AQH Shr	AQH (00)	Cume (00)	AQH Rtg	AQH Shr	AQH (00)	Cume (00)	AQH Rtg	AQH Shr		
KPWR-FM																							
SP '05		10	220	.3	1.2	5	98	.1	1.3	4	20	.1	.9	6	19	.2	.9	5	29	.1	1.1		
4-Book		7	201	.2	.9	4	81	.1	.9	4	18	.1	1.0	6	26	.2	.9	5	23	.2	1.2		
KRCV-FM																							
SP '05		4	50	.1	.5	4	33	.1	1.0	4	9	.1	.9	7	9	.2	1.1	4	5	.1	.9		
4-Book		**	**	**	**	**	**	**	**	**	**	**	**	**	**	**	**	**	**	**	**		
KROQ-FM																							
SP '05		6	141	.2	.7	4	129	.1	1.0	3	21	.1	.7	10	47	.3	1.6	7	45	.2	1.6		
4-Book		10	182	.3	1.2	6	110	.2	1.5	3	17	.1	.7	12	52	.4	1.8	9	37	.2	1.9		
KRTH-FM																							
SP '05		5	124	.1	.6	4	65	.1	1.0	7	19	.2	1.6	11	36	.3	1.7	5	29	.1	1.1		
4-Book		8	154	.2	1.0	4	76	.1	1.0	3	11	.1	.6	11	36	.3	1.6	4	20	.1	.8		
KSCA-FM																							
SP '05		21	201	.6	2.6	6	77	.2	1.6	11	30	.3	2.5	13	40	.4	2.1	5	5	.1	1.1		
4-Book		23	216	.6	2.8	9	109	.3	2.4	23	48	.6	5.5	14	48	.4	2.1	8	21	.2	1.7		
KSSE-FM																							
SP '05		10	113	.3	1.2	4	64	.1	1.0	6	6	.2	1.4	6	29	.2	.9	10	31	.3	2.2		
4-Book		10	114	.3	1.2	4	54	.1	1.1	5	13	.1	1.1	7	19	.2	1.0	7	19	.2	1.4		
KTWV-FM																							
SP '05		10	132	.3	1.2	5	69	.1	1.3	5	20	.1	1.2	7	18	.2	1.1	12	37	.3	2.7		
4-Book		23	185	.6	2.9	9	114	.2	2.3	6	21	.2	1.5	17	43	.5	2.5	14	42	.4	2.9		
KWVE-FM																							
SP '05		7	126	.2	.9	2	51	.1	.5	6	20	.2	1.4	2	15	.1	.3	2	10	.1	.4		
4-Book		11	150	.3	1.4	7	85	.2	1.9	10	29	.3	2.3	9	23	.3	1.4	6	20	.2	1.3		
KYSR-FM																							
SP '05		8	118	.2	1.0	3	74	.1	.8	4	7	.1	.9	3	22	.1	.5	5	22	.1	1.1		
4-Book		8	134	.2	1.1	4	77	.1	1.1	4	14	.1	.8	5	26	.2	.7	7	25	.2	1.5		
KZLA-FM																							
SP '05		8	118	.2	1.0	3	76	.1	.8	6	27	.2	1.4	6	35	.2	.9	4	42	.1	.9		
4-Book		9	169	.3	1.2	5	87	.1	1.3	5	25	.1	1.1	9	35	.3	1.4	6	27	.2	1.4		
TOTALS																							
SP '05		804	3425	22.1		386	2719	10.6		433	1215	11.9		632	1546	17.4		451	1219	12.4			
4-Book		791	3404	22.1		383	2671	10.7		419	1181	11.7		668	1639	18.7		461	1219	12.9			

** Station(s) not reported this survey.

* Listener estimates adjusted for reported broadcast schedule.

+ Station(s) changed call letters - see Page 13.

4-Book: Avg. of current and previous 3 surveys.
2-Book: Avg. of most recent 2 surveys.

Target Listener Estimates

Women 25-49

Target Listener Estimates - Women 25-49

	Saturday 7PM-MID				Sunday 6AM-10AM				Sunday 10AM-3PM				Sunday 3PM-7PM				Sunday 7PM-MID			
	AQH (00)	Cume (00)	AQH Rtg	AQH Shr	AQH (00)	Cume (00)	AQH Rtg	AQH Shr	AQH (00)	Cume (00)	AQH Rtg	AQH Shr	AQH (00)	Cume (00)	AQH Rtg	AQH Shr	AQH (00)	Cume (00)	AQH Rtg	AQH Shr
KAEH-FM SP '05 4-Book	1	5	.4		4	7	.1	1.3	2	6	.1	.4	2	11	.1	.6	7	22	.2	3.4
									4	10	.1	.8	5	10	.2	1.4	3	9	.1	1.3
KATY-FM SP '05 4-Book	3	11	.1	1.2	8	20	.2	2.9	9	20	.2	1.9	16	46	.4	4.5	2	12	.1	1.0
	**	**	**	**	**	**	**	**	**	**	**	**	**	**	**	**	**	**	**	**
KCAL-AM SP '05 4-Book	3	11	.1	1.2	2	12	.1	.7	11	24	.3	2.3	2	6	.1	.6		5		
	**	**	**	**	**	**	**	**	**	**	**	**	**	**	**	**	**	**	**	**
KCAL-FM SP '05 4-Book	7	28	.2	2.7	5	27	.1	1.8	12	34	.3	2.5	7	38	.2	2.0	8	33	.2	3.8
	7	23	.2	2.8	5	20	.1	1.5	12	50	.3	2.5	9	31	.3	2.7	5	18	.1	2.5
KCXX-FM SP '05 4-Book	7	33	.2	2.7	3	12	.1	1.1	9	27	.2	1.9	10	30	.3	2.8	3	24	.1	1.4
	7	25	.2	2.8	3	16	.1	1.0	8	31	.2	1.8	8	23	.2	2.2	4	16	.1	1.9
+KDAI-FM SP '05 4-Book	6	31	.2	2.3	3	11	.1	1.1	2	5	.1	.4								
	**	**	**	**	**	**	**	**	**	**	**	**	**	**	**	**	**	**	**	**
KDIF-AM SP '05 4-Book	4	11	.1	1.6	8	11	.2	2.9	6	11	.2	1.3					7	15	.2	3.4
	**	**	**	**	**	**	**	**	**	**	**	**	**	**	**	**	**	**	**	**
KEZY-AM SP '05 4-Book	3	8	.1	1.7	3	6	.1	1.1	3	6	.1	.6					3	6	.1	1.5
					6	13	.2	2.2	7	16	.2	1.6	2	5	.1	.7				
KFRG-FM SP '05 4-Book	11	38	.3	4.3	13	46	.4	4.8	17	74	.5	3.6	7	34	.2	2.0	2	14	.1	1.0
	10	44	.3	4.3	10	49	.3	3.4	26	91	.8	5.7	10	47	.3	2.7	4	19	.1	2.2
KGGI-FM SP '05 4-Book	16	73	.4	6.3	22	83	.6	8.1	23	104	.6	4.8	44	132	1.2	12.5	43	118	1.2	20.7
	22	74	.6	9.9	12	55	.3	4.3	28	112	.8	5.9	39	115	1.1	11.4	37	89	1.1	19.9
KOLA-FM SP '05 4-Book	1	13	.4		9	45	.2	3.3	21	40	.6	4.4	5	21	.1	1.4		5		
	4	17	.1	1.7	11	34	.3	3.9	18	47	.5	3.8	6	27	.1	1.7	2	11	.1	1.3
KTDD-AM SP '05 4-Book					1	2	.2		1	2	.1			2						
KWIE-FM SP '05 4-Book	8	51	.2	3.1	9	35	.2	3.3	33	93	.9	6.9	13	33	.4	3.7	10	59	.3	4.8
	9	36	.3	3.9	7	28	.2	2.5	19	59	.5	4.1	12	37	.4	3.5	9	36	.2	4.7
KXRS-FM SP '05 4-Book	2	7	.1	.7	1	4	.4		1	11	.2		6	10	.2	1.7		3		
					1	4	.4		1	6	.3		3	5	.1	.8	1	3		.4
KXSB-FM SP '05 4-Book	2	6	.1	.8	8	10	.2	2.9	5	24	.1	1.0	5	11	.1	1.4	1	5		.5
	3	12	.1	1.5	6	13	.2	2.0	8	25	.2	1.8	8	21	.2	2.5	4	9	.1	2.2
KABC-AM SP '05 4-Book	1	2	.3		1	2	.2		1	2	.2		2	6	.1	.5	1	4		.6
KBIG-FM SP '05 4-Book	9	25	.2	3.5	5	34	.1	1.8	17	28	.5	3.6	17	33	.5	4.8	1	6		.5
	6	20	.2	2.4	6	25	.2	1.9	11	24	.3	2.4	9	29	.3	2.7	3	8	.1	1.4

** Station(s) not reported this survey.

* Listener estimates adjusted for reported broadcast schedule.

+ Station(s) changed call letters - see Page 13.

4-Book: Avg. of current and previous 3 surveys.
2-Book: Avg. of most recent 2 surveys.

Target Listener Estimates

Women 25-49																					
Saturday 7PM-MID				Sunday 6AM-10AM				Sunday 10AM-3PM				Sunday 3PM-7PM				Sunday 7PM-MID					
AQH (00)	Cume (00)	AQH Rtg	AQH Shr	AQH (00)	Cume (00)	AQH Rtg	AQH Shr	AQH (00)	Cume (00)	AQH Rtg	AQH Shr	AQH (00)	Cume (00)	AQH Rtg	AQH Shr	AQH (00)	Cume (00)	AQH Rtg	AQH Shr		
KCBS-FM																					
SP '05	16	31	.4	6.3	20	40	.6	7.3	29	85	.8	6.1	27	71	.7	7.6	16	40	.4	7.7	
4-Book	7	20	.2	3.0	9	26	.3	3.0	11	37	.3	2.3	10	33	.3	2.8	7	19	.2	3.8	
KFI -AM																					
SP '05	2	13	.1	.8	5	25	.1	1.8	4	17	.1	.8					7	27	.2	3.4	
4-Book	2	11	.1	.9	9	29	.3	3.2	4	17	.1	.8	2	12	.1	.7	4	13	.1	2.0	
KFVB-AM																					
SP '05	**	**	**	**	**	**	**	**	**	**	**	**	**	**	**	**	**	**	**	**	
4-Book	**	**	**	**	**	**	**	**	**	**	**	**	**	**	**	**	**	**	**	**	
KHHT-FM																					
SP '05	18	77	.5	7.0	11	22	.3	4.0	17	59	.5	3.6	14	66	.4	4.0	14	32	.4	6.7	
4-Book	12	51	.3	5.3	8	21	.2	2.7	15	51	.4	3.2	17	48	.5	4.6	15	32	.4	7.8	
KIIS-FM																					
SP '05	18	62	.5	7.0	17	53	.5	6.2	24	86	.7	5.0	16	56	.4	4.5	4	13	.1	1.9	
4-Book	9	33	.3	3.6	10	30	.3	3.4	15	58	.4	3.0	11	38	.3	3.1	2	9	.1	.9	
KKBT-FM																					
SP '05	3	13	.1	1.2	5	25	.1	1.8	13	35	.4	2.7	5	28	.1	1.4	3	15	.1	1.4	
4-Book	5	19	.2	2.1	7	27	.2	2.3	8	27	.2	1.7	4	17	.1	1.1	3	15	.1	1.5	
KLAC-AM																					
SP '05	**	**	**	**	**	**	**	**	**	**	**	**	**	**	**	**	**	**	**	**	
4-Book	**	**	**	**	**	**	**	**	**	**	**	**	**	**	**	**	**	**	**	**	
KLAX-FM																					
SP '05	6	19	.2	2.3	4	12	.1	1.5	9	28	.2	1.9	3	5	.1	.8	2	5	.1	1.0	
4-Book	4	12	.1	1.6	6	13	.2	2.1	11	30	.3	2.5	9	18	.3	2.7	4	12	.1	1.9	
KLOS-FM																					
SP '05					5	20	.1	1.8	11	46	.3	2.3	7	38	.2	2.0	1	6		.5	
4-Book	2	5	.1	.7	4	19	.1	1.4	7	35	.2	1.6	5	20	.2	1.5	1	3		.3	
KLSX-FM																					
SP '05	1	6		.4																	
4-Book	1	3		.3	1	5		.5		3		.1						2		.1	
KLVE-FM																					
SP '05	25	91	.7	9.8	21	71	.6	7.7	28	76	.8	5.9	18	56	.5	5.1	13	55	.4	6.3	
4-Book	22	67	.6	9.5	23	59	.7	8.3	35	95	1.0	7.3	11	40	.3	3.1	7	32	.2	3.7	
KLYY-FM																					
SP '05	4	22	.1	1.6	5	25	.1	1.8	34	76	.9	7.1	20	61	.6	5.7	8	22	.2	3.8	
4-Book	10	29	.3	4.2	13	39	.4	4.6	40	103	1.1	8.4	28	60	.8	8.3	12	32	.3	6.1	
KMXE-AM																					
SP '05	1	6		.4	1	6		.4	2	11	.1	.4						1	5		.5
4-Book	**	**	**	**	**	**	**	**	**	**	**	**	**	**	**	**	**	**	**	**	**
KMZT-FM																					
SP '05					1	2		.2	1	7		.2	3	8	.1	1.0		3		.1	
4-Book	1	3		.5	1	2		.2	1	8		.2	3	8	.1	1.0		3		.1	
KNX -AM																					
SP '05	1	7		.4	2	12		.7										1	4		.3
4-Book	1	4		.4	2	8		.7	4	9		.8	1	6		.2		1	4		.3
KOST-FM																					
SP '05	13	64	.4	5.1	7	37	.2	2.6	13	61	.4	2.7	8	43	.2	2.3	12	59	.3	5.8	
4-Book	7	38	.2	3.1	9	31	.3	3.1	15	56	.4	3.1	8	32	.2	2.4	6	26	.2	3.2	
KPLM-FM																					
SP '05	**	**	**	**	**	**	**	**	**	**	**	**	**	**	**	**	**	**	**	**	
4-Book	**	**	**	**	**	**	**	**	**	**	**	**	**	**	**	**	**	**	**	**	

** Station(s) not reported this survey.

* Listener estimates adjusted for reported broadcast schedule.

+ Station(s) changed call letters - see Page 13.

4-Book: Avg. of current and previous 3 surveys.
2-Book: Avg. of most recent 2 surveys.

Target Listener Estimates

Target Listener Estimates - Women 25-49

Women 25-49																				
Saturday 7PM-MID				Sunday 6AM-10AM				Sunday 10AM-3PM				Sunday 3PM-7PM				Sunday 7PM-MID				
AQH (00)	Cume (00)	AQH Rtg	AQH Shr	AQH (00)	Cume (00)	AQH Rtg	AQH Shr	AQH (00)	Cume (00)	AQH Rtg	AQH Shr	AQH (00)	Cume (00)	AQH Rtg	AQH Shr	AQH (00)	Cume (00)	AQH Rtg	AQH Shr	
KPWR-FM																				
SP '05	7	13	.2	2.7				4	14	.1	.8	11	49	.3	3.1	4	20	.1	1.9	
4-Book	3	13	.1	1.2	1	6	.1	.3	3	10	.1	.5	5	30	.2	1.5	2	17	.1	1.2
KRCV-FM																				
SP '05	5	9	.1	2.0	4	9	.1	1.5	2	14	.1	.4				2	9	.1	1.0	
4-Book	**	**	**	**	**	**	**	**	**	**	**	**	**	**	**	**	**	**	**	**
KROQ-FM																				
SP '05	2	22	.1	.8	2	19	.1	.7	4	26	.1	.8	4	24	.1	1.1	1	5	.5	
4-Book	4	15	.1	1.7	4	19	.1	1.3	7	30	.2	1.3	5	18	.1	1.5	4	11	.1	2.1
KRTH-FM																				
SP '05	1	11	.1	.4	1	12	.1	.4	3	18	.1	.6		7			1	6	.5	
4-Book	2	9	.1	1.0	1	10	.1	.4	4	17	.1	.8	2	6	.1	.6	3	10	.1	1.5
KSCA-FM																				
SP '05	4	15	.1	1.6				12	30	.3	2.5	5	10	.1	1.4					
4-Book	4	16	.1	1.8	7	19	.2	2.2	11	29	.3	2.2	7	16	.2	2.1	2	7	.1	.9
KSSE-FM																				
SP '05	2	11	.1	.8	2	5	.1	.7	5	17	.1	1.0								
4-Book	4	13	.1	1.5	2	7	.1	.7	5	15	.2	1.1	2	9	.6		2	7	.1	1.2
KTWV-FM																				
SP '05	2	18	.1	.8	1	6	.1	.4	10	43	.3	2.1	6	17	.2	1.7		7		
4-Book	4	15	.1	1.6	3	19	.1	1.2	12	38	.4	2.6	13	34	.4	4.0	1	5	.3	
KWVE-FM																				
SP '05					4	20	.1	1.5	3	22	.1	.6	1	5	.3			5		
4-Book	4	12	.1	1.6	11	39	.3	3.9	10	38	.3	1.9	6	19	.2	1.8	5	15	.1	2.5
KYSR-FM																				
SP '05	6	20	.2	2.3				3	15	.1	.6	8	40	.2	2.3	1	6	.5		
4-Book	4	17	.2	1.8	2	9	.1	.5	6	24	.2	1.1	7	26	.2	2.0	1	8	.1	.7
KZLA-FM																				
SP '05	1	13	.1	.4	2	12	.1	.7	3	28	.1	.6								
4-Book	2	13	.1	.7	4	20	.1	1.4	7	39	.2	1.5	3	11	.1	1.0	2	7	.1	1.0
TOTALS																				
SP '05	256	869	7.0		273	910	7.5		477	1309	13.1		353	1016	9.7		208	716	5.7	
4-Book	231	735	6.5		283	864	7.9		473	1285	13.2		340	910	9.5		189	575	5.3	

** Station(s) not reported this survey.

* Listener estimates adjusted for reported broadcast schedule.

+ Station(s) changed call letters - see Page 13.

4-Book: Avg. of current and previous 3 surveys.
2-Book: Avg. of most recent 2 surveys.

Target Listener Trends

		Women 25-54																			
		Monday-Sunday 6AM-MID				Monday-Friday 6AM-10AM				Monday-Friday 10AM-3PM				Monday-Friday 3PM-7PM				Monday-Friday 7PM-MID			
		AQH (00)	Cume (00)	AQH Rtg	AQH Shr	AQH (00)	Cume (00)	AQH Rtg	AQH Shr	AQH (00)	Cume (00)	AQH Rtg	AQH Shr	AQH (00)	Cume (00)	AQH Rtg	AQH Shr	AQH (00)	Cume (00)	AQH Rtg	AQH Shr
KAEH-FM																					
SP '05	5	87	.1	.8	5	37	.1	.5	10	38	.2	1.0	5	40	.1	.6	2	18	.9		
WI '05	9	135	.2	1.4	13	62	.3	1.3	16	83	.4	1.6	8	89	.2	1.0	2	31	.9		
FA '04	6	119	.1	.9	9	53	.2	1.0	6	75	.1	.6	9	65	.2	1.1	2	33	.7		
SU '04	3	54	.1	.5	4	25	.1	.4	5	35	.1	.5	3	28	.1	.4		8			
4-Book	6	99	.1	.9	8	44	.2	.8	9	58	.2	.9	6	56	.2	.8	2	23	.6		
SP '04	4	88	.1	.6	9	50	.2	1.0	9	48	.2	.9	3	49	.1	.4	2	24	.1	.8	
KATY-FM																					
SP '05	14	187	.3	2.1	20	128	.5	2.0	27	114	.6	2.7	16	104	.4	1.9	1	26	.4		
WI '05	8	169	.2	1.2	12	90	.3	1.2	18	84	.4	1.8	10	111	.2	1.3		13			
FA '04	12	121	.3	1.8	22	92	.5	2.3	23	77	.5	2.4	17	68	.4	2.1	2	35	.7		
SU '04	**	**	**	**	**	**	**	**	**	**	**	**	**	**	**	**	**	**	**	**	**
4-Book	**	**	**	**	**	**	**	**	**	**	**	**	**	**	**	**	**	**	**	**	**
SP '04	9	105	.2	1.4	20	71	.5	2.1	15	46	.4	1.5	10	70	.3	1.3	1	29	.4		
KCAL-AM																					
SP '05	5	62	.1	.8	6	29	.1	.6	3	32	.1	.3	5	35	.1	.6	1	12	.4		
WI '05	2	52	.1	.3	6	47	.1	.6	2	13	.2	.2	1	11	.1	.1					
FA '04	3	58	.1	.5	9	43	.2	1.0	1	6	.1	.1	1	11	.1	.1	4	15	.1	1.4	
SU '04	**	**	**	**	**	**	**	**	**	**	**	**	**	**	**	**	**	**	**	**	**
4-Book	**	**	**	**	**	**	**	**	**	**	**	**	**	**	**	**	**	**	**	**	**
SP '04	3	47	.1	.5	6	11	.2	.6	5	37	.1	.5	2	19	.1	.3	1	5	.4		
KCAL-FM																					
SP '05	10	263	.2	1.5	20	140	.5	2.0	12	117	.3	1.2	11	118	.3	1.3	3	49	.1	1.3	
WI '05	11	352	.3	1.7	18	152	.4	1.8	11	157	.3	1.1	16	200	.4	2.0	2	76	.9		
FA '04	15	384	.4	2.3	18	194	.4	1.9	21	226	.5	2.2	20	202	.5	2.4	9	121	.2	3.1	
SU '04	16	356	.4	2.6	23	202	.6	2.6	27	187	.7	2.8	23	232	.6	3.1	3	66	.1	1.3	
4-Book	13	339	.3	2.0	20	172	.5	2.1	18	172	.5	1.8	18	188	.5	2.2	4	78	.1	1.7	
SP '04	16	351	.4	2.5	27	188	.7	2.9	23	217	.6	2.4	18	184	.5	2.4	9	89	.2	3.4	
KCXX-FM																					
SP '05	13	227	.3	2.0	19	85	.5	1.9	17	105	.4	1.7	18	101	.4	2.2	4	55	.1	1.7	
WI '05	6	251	.1	.9	7	94	.2	.7	12	109	.3	1.2	6	131	.1	.8	4	69	.1	1.8	
FA '04	11	240	.3	1.7	16	152	.4	1.7	12	83	.3	1.2	13	108	.3	1.6	4	47	.1	1.4	
SU '04	5	179	.1	.8	5	72	.1	.6	7	88	.2	.7	5	80	.1	.7	3	59	.1	1.3	
4-Book	9	224	.2	1.4	12	101	.3	1.2	12	96	.3	1.2	11	105	.2	1.3	4	58	.1	1.6	
SP '04	4	118	.1	.6	4	54	.1	.4	6	90	.2	.6	3	62	.1	.4	1	30	.4		
+KDAI-FM																					
SP '05	5	114	.1	.8	5	52	.1	.5	5	41	.1	.5	8	66	.2	1.0	5	35	.1	2.2	
WI '05	1	87	.1	.2	1	14	.1	.1	2	27	.2	.2	2	29	.3	.3	1	20	.5		
FA '04	**	**	**	**	**	**	**	**	**	**	**	**	**	**	**	**	**	**	**	**	**
SU '04	**	**	**	**	**	**	**	**	**	**	**	**	**	**	**	**	**	**	**	**	**
4-Book	**	**	**	**	**	**	**	**	**	**	**	**	**	**	**	**	**	**	**	**	**
SP '04	9	60	.2	1.4	13	44	.3	1.4	8	26	.2	.8	12	34	.3	1.6	4	29	.1	1.5	
KDIF-AM																					
SP '05	8	89	.2	1.2	15	69	.4	1.5	11	47	.3	1.1	7	36	.2	.8	3	27	.1	1.3	
WI '05	4	63	.1	.6	8	51	.2	.8	7	32	.2	.7	3	32	.1	.4	1	8	.5		
FA '04	**	**	**	**	**	**	**	**	**	**	**	**	**	**	**	**	**	**	**	**	**
SU '04	4	50	.1	.6	4	23	.1	.4	11	25	.3	1.1	2	15	.1	.3	1	9	.4		
4-Book	**	**	**	**	**	**	**	**	**	**	**	**	**	**	**	**	**	**	**	**	**
SP '04	8	91	.2	1.2	16	51	.4	1.7	15	62	.4	1.5	3	40	.1	.4	2	22	.1	.8	
KEZY-AM																					
SP '05	3	26	.1	.5	4	26	.1	.4	4	14	.1	.4	4	18	.1	.5	3	14	.1	1.3	
WI '05	10	74	.2	1.5	9	44	.2	.9	15	50	.4	1.5	13	38	.3	1.6	3	25	.1	1.4	
FA '04	4	57	.1	.6	5	29	.1	.5	5	34	.1	.5	7	36	.2	.9	3	23	.1	1.0	
SU '04	9	47	.2	1.4	15	42	.4	1.7	15	42	.4	1.5	7	35	.2	.9	4	26	.1	1.7	
4-Book	7	51	.2	1.0	8	35	.2	.9	10	35	.3	1.0	8	32	.2	1.0	3	22	.1	1.4	
SP '04	**	**	**	**	**	**	**	**	**	**	**	**	**	**	**	**	**	**	**	**	**

** Station(s) not reported this survey.

* Listener estimates adjusted for reported broadcast schedule.

+ Station(s) changed call letters - see Page 13.

4-Book: Avg. of current and previous 3 surveys.
2-Book: Avg. of most recent 2 surveys.

Target Listener Trends

Women 25-54

Target Listener Trends - Women 25-54

	Monday-Sunday 6AM-MID				Monday-Friday 6AM-10AM				Monday-Friday 10AM-3PM				Monday-Friday 3PM-7PM				Monday-Friday 7PM-MID			
	AQH (00)	Cume (00)	AQH Rtg	AQH Shr	AQH (00)	Cume (00)	AQH Rtg	AQH Shr	AQH (00)	Cume (00)	AQH Rtg	AQH Shr	AQH (00)	Cume (00)	AQH Rtg	AQH Shr	AQH (00)	Cume (00)	AQH Rtg	AQH Shr
KFRG-FM																				
SP '05	37	582	.9	5.6	61	288	1.4	6.2	55	343	1.3	5.5	45	346	1.1	5.4	13	111	.3	5.7
WI '05	41	666	1.0	6.2	70	443	1.7	6.9	57	327	1.4	5.7	57	417	1.4	7.1	11	159	.3	5.0
FA '04	51	700	1.2	7.7	71	454	1.7	7.5	85	406	2.0	8.7	68	480	1.6	8.3	19	193	.5	6.6
SU '04	41	648	1.0	6.6	60	359	1.5	6.7	62	402	1.6	6.4	51	410	1.3	6.8	9	157	.2	3.8
4-Book	43	649	1.0	6.5	66	386	1.6	6.8	65	370	1.6	6.6	55	413	1.4	6.9	13	155	.3	5.3
SP '04	41	597	1.0	6.4	62	344	1.6	6.6	51	318	1.3	5.3	48	388	1.2	6.4	15	181	.4	5.7
KGGI-FM																				
SP '05	40	870	.9	6.1	49	412	1.2	5.0	57	484	1.4	5.8	55	518	1.3	6.7	17	267	.4	7.4
WI '05	55	985	1.3	8.3	81	550	1.9	7.9	79	557	1.9	7.8	73	598	1.7	9.1	26	308	.6	11.8
FA '04	40	828	.9	6.1	53	434	1.3	5.6	47	493	1.1	4.8	53	434	1.3	6.5	22	286	.5	7.7
SU '04	43	826	1.1	6.9	57	388	1.4	6.4	67	469	1.7	6.9	52	500	1.3	7.0	18	238	.5	7.7
4-Book	45	877	1.1	6.9	60	446	1.5	6.2	63	501	1.5	6.3	58	513	1.4	7.3	21	275	.5	8.7
SP '04	33	703	.8	5.1	41	340	1.0	4.4	38	359	1.0	3.9	36	410	.9	4.8	19	234	.5	7.3
KOLA-FM																				
SP '05	37	525	.9	5.6	62	324	1.5	6.3	63	322	1.5	6.4	41	290	1.0	5.0	9	85	.2	3.9
WI '05	29	460	.7	4.4	35	238	.8	3.4	57	265	1.4	5.7	33	238	.8	4.1	7	91	.2	3.2
FA '04	28	455	.7	4.2	47	213	1.1	5.0	52	247	1.2	5.3	31	247	.7	3.8	10	115	.2	3.5
SU '04	26	446	.7	4.2	30	233	.8	3.3	49	240	1.2	5.0	38	236	1.0	5.1	8	111	.2	3.4
4-Book	30	472	.8	4.6	44	252	1.1	4.5	55	269	1.3	5.6	36	253	.9	4.5	9	101	.2	3.5
SP '04	37	542	.9	5.8	50	277	1.3	5.3	75	257	1.9	7.7	46	288	1.2	6.1	9	147	.2	3.4
KTDD-AM																				
SP '05	1	32		.2		6			1	19		.1	1	13		.1		7		
WI '05	1	15		.2	4	15	.1	.4	3	15	.1	.3		7						
FA '04		8											1	8		.1				
SU '04	1	27		.2	2	13	.1	.2	2	21	.1	.2	1	13		.1				
4-Book	1	21		.2	2	9	.1	.2	2	14	.1	.2	1	10		.1				
SP '04	1	45		.2	2	18	.1	.2	1	23		.1	3	39	.1	.4		5		
KWIE-FM																				
SP '05	18	430	.4	2.7	16	200	.4	1.6	27	231	.6	2.7	21	199	.5	2.5	8	117	.2	3.5
WI '05	10	346	.2	1.5	17	206	.4	1.7	9	141	.2	.9	13	181	.3	1.6	6	103	.1	2.7
FA '04	13	357	.3	2.0	12	180	.3	1.3	12	157	.3	1.2	23	214	.5	2.8	12	118	.3	4.2
SU '04	21	390	.5	3.4	17	183	.4	1.9	30	209	.8	3.1	30	245	.8	4.0	15	152	.4	6.4
4-Book	16	381	.4	2.4	16	192	.4	1.6	20	185	.5	2.0	22	210	.5	2.7	10	123	.3	4.2
SP '04	16	320	.4	2.5	12	143	.3	1.3	18	161	.5	1.9	22	253	.6	2.9	13	87	.3	5.0
KXRS-FM																				
SP '05	7	60	.2	1.1	15	43	.4	1.5	8	43	.2	.8	5	27	.1	.6	3	17	.1	1.3
WI '05	2	44		.3	3	13	.1	.3	2	19		.2	4	19	.1	.5	1	13		.5
FA '04	3	56	.1	.5	3	51	.1	.3	6	21	.1	.6	2	17		.2	1	22		.3
SU '04	6	57	.2	1.0	13	27	.3	1.5	9	28	.2	.9	5	20	.1	.7	3	25	.1	1.3
4-Book	5	54	.1	.7	9	34	.2	.9	6	28	.1	.6	4	21	.1	.5	2	19	.1	.9
SP '04	4	82	.1	.6	5	42	.1	.5	7	44	.2	.7	3	31	.1	.4	1	26		.4
KXSB-FM																				
SP '05	8	174	.2	1.2	12	81	.3	1.2	8	93	.2	.8	11	74	.3	1.3	3	28	.1	1.3
WI '05	13	211	.3	2.0	17	96	.4	1.7	25	152	.6	2.5	14	120	.3	1.8	2	25		.9
FA '04	9	199	.2	1.4	16	118	.4	1.7	16	118	.4	1.6	8	95	.2	1.0	3	47	.1	1.0
SU '04	11	172	.3	1.8	13	88	.3	1.5	18	119	.5	1.9	6	69	.2	.8	8	59	.2	3.4
4-Book	10	189	.3	1.6	15	96	.4	1.5	17	121	.4	1.7	10	90	.3	1.2	4	40	.1	1.7
SP '04	9	142	.2	1.4	11	68	.3	1.2	12	56	.3	1.2	8	55	.2	1.1	5	52	.1	1.9
KABC-AM																				
SP '05	4	48	.1	.6	3	20	.1	.3	10	20	.2	1.0	5	28	.1	.6	1	21		.4
WI '05	2	38		.3	1	7		.1	3	29	.1	.3	4	16	.1	.5				
FA '04	4	62	.1	.6	2	21		.2	12	44	.3	1.2	4	36	.1	.5	1	18		.3
SU '04	3	32	.1	.5	4	21	.1	.4	2	18	.1	.2	3	32	.1	.4	1	14		.4
4-Book	3	45	.1	.5	3	17	.1	.3	7	28	.2	.7	4	28	.1	.5	1	13	.1	.3
SP '04	1	36		.2	1	7		.1	4	32	.1	.4	1	9		.1	1	8		.4

** Station(s) not reported this survey.

* Listener estimates adjusted for reported broadcast schedule.

+ Station(s) changed call letters - see Page 13.

4-Book: Avg. of current and previous 3 surveys.
2-Book: Avg. of most recent 2 surveys.

Target Listener Trends

Women 25-54																				
Monday-Sunday 6AM-MID				Monday-Friday 6AM-10AM				Monday-Friday 10AM-3PM				Monday-Friday 3PM-7PM				Monday-Friday 7PM-MID				
AQH (00)	Cume (00)	AQH Rtg	AQH Shr	AQH (00)	Cume (00)	AQH Rtg	AQH Shr	AQH (00)	Cume (00)	AQH Rtg	AQH Shr	AQH (00)	Cume (00)	AQH Rtg	AQH Shr	AQH (00)	Cume (00)	AQH Rtg	AQH Shr	
KBIG-FM																				
SP '05	24	338	.6	3.6	37	198	.9	3.7	45	202	1.1	4.5	33	222	.8	4.0	3	50	.1	1.3
WI '05	17	366	.4	2.6	29	211	.7	2.8	30	195	.7	3.0	19	211	.5	2.4	5	79	.1	2.3
FA '04	10	271	.2	1.5	13	139	.3	1.4	15	135	.4	1.5	12	109	.3	1.5	3	53	.1	1.0
SU '04	18	284	.5	2.9	21	135	.5	2.3	36	149	.9	3.7	16	105	.4	2.1	11	54	.3	4.7
4-Book	17	315	.4	2.7	25	171	.6	2.6	32	170	.8	3.2	20	162	.5	2.5	6	59	.2	2.3
SP '04	10	248	.3	1.6	16	110	.4	1.7	16	110	.4	1.7	11	113	.3	1.5	4	69	.1	1.5
KCBS-FM																				
SP '05	24	445	.6	3.6	26	215	.6	2.6	35	277	.8	3.5	31	266	.7	3.8	10	128	.2	4.3
WI '05	7	298	.2	1.1	7	124	.2	.7	8	125	.2	.8	11	166	.3	1.4	4	40	.1	1.8
FA '04	16	329	.4	2.4	19	148	.5	2.0	32	179	.8	3.3	22	196	.5	2.7	3	56	.1	1.0
SU '04	13	353	.3	2.1	11	119	.3	1.2	19	157	.5	2.0	19	184	.5	2.5	5	80	.1	2.1
4-Book	15	356	.4	2.3	16	152	.4	1.6	24	185	.6	2.4	21	203	.5	2.6	6	76	.1	2.3
SP '04	13	324	.3	2.0	13	111	.3	1.4	20	169	.5	2.1	19	175	.5	2.5	6	81	.2	2.3
KFI -AM																				
SP '05	26	374	.6	4.0	50	201	1.2	5.1	44	206	1.0	4.4	40	203	.9	4.8	8	84	.2	3.5
WI '05	35	461	.8	5.3	52	246	1.2	5.1	62	258	1.5	6.2	56	301	1.3	7.0	7	45	.2	3.2
FA '04	29	492	.7	4.4	42	264	1.0	4.5	58	312	1.4	5.9	40	275	.9	4.9	7	104	.2	2.4
SU '04	28	477	.7	4.5	47	258	1.2	5.2	55	301	1.4	5.7	44	248	1.1	5.9	7	70	.2	3.0
4-Book	30	451	.7	4.6	48	242	1.2	5.0	55	269	1.3	5.6	45	257	1.1	5.7	7	76	.2	3.0
SP '04	32	411	.8	5.0	59	247	1.5	6.3	62	272	1.6	6.4	43	235	1.1	5.7	5	70	.1	1.9
KFVB-AM																				
SP '05	1	24		.2		5				6			2	13		.2		8		
WI '05	**	**	**	**	**	**	**	**	**	**	**	**	**	**	**	**	**	**	**	**
FA '04		39				12				12			1	26		.1				
SU '04		23				5				12			1	16		.1				
4-Book	**	**	**	**	**	**	**	**	**	**	**	**	**	**	**	**	**	**	**	**
SP '04	1	31		.2	1	15		.1	1	14		.1	1	17		.1		5		
KHHT-FM																				
SP '05	25	408	.6	3.8	34	222	.8	3.4	31	214	.7	3.1	34	280	.8	4.1	13	102	.3	5.7
WI '05	30	418	.7	4.5	38	247	.9	3.7	45	221	1.1	4.5	48	262	1.1	6.0	11	145	.3	5.0
FA '04	33	456	.8	5.0	27	224	.6	2.9	41	296	1.0	4.2	43	281	1.0	5.3	27	157	.6	9.4
SU '04	19	364	.5	3.0	21	179	.5	2.3	27	217	.7	2.8	20	200	.5	2.7	18	127	.5	7.7
4-Book	27	412	.7	4.1	30	218	.7	3.1	36	237	.9	3.7	36	256	.9	4.5	17	133	.4	7.0
SP '04	24	431	.6	3.7	37	223	.9	3.9	29	216	.7	3.0	24	220	.6	3.2	15	121	.4	5.7
KIIS-FM																				
SP '05	23	549	.5	3.5	36	334	.9	3.6	28	265	.7	2.8	26	279	.6	3.1	9	124	.2	3.9
WI '05	17	533	.4	2.6	23	252	.5	2.3	29	254	.7	2.9	20	267	.5	2.5	3	60	.1	1.4
FA '04	10	482	.2	1.5	14	196	.3	1.5	13	247	.3	1.3	18	275	.4	2.2	3	92	.1	1.0
SU '04	18	488	.5	2.9	22	225	.6	2.5	20	245	.5	2.1	33	313	.8	4.4	9	154	.2	3.8
4-Book	17	513	.4	2.6	24	252	.6	2.5	23	253	.6	2.3	24	284	.6	3.1	6	108	.2	2.5
SP '04	15	421	.4	2.3	28	198	.7	3.0	17	222	.4	1.8	26	259	.7	3.5	4	96	.1	1.5
KKBT-FM																				
SP '05	13	324	.3	2.0	29	203	.7	2.9	15	169	.4	1.5	15	160	.4	1.8	8	95	.2	3.5
WI '05	12	316	.3	1.8	39	218	.9	3.8	6	77	.1	.6	13	148	.3	1.6	3	59	.1	1.4
FA '04	17	326	.4	2.6	50	173	1.2	5.3	12	132	.3	1.2	16	147	.4	2.0	7	60	.2	2.4
SU '04	12	284	.3	1.9	33	134	.8	3.7	15	143	.4	1.5	11	137	.3	1.5	4	78	.1	1.7
4-Book	14	313	.3	2.1	38	182	.9	3.9	12	130	.3	1.2	14	148	.4	1.7	6	73	.2	2.3
SP '04	14	284	.4	2.2	33	209	.8	3.5	13	102	.3	1.3	17	151	.4	2.3	3	91	.1	1.1
KLAC-AM																				
SP '05		6				6								6				8		
WI '05		23				7								7						
FA '04	1	37		.2	1	7		.1		7			2	24		.2	1	25		.3
SU '04	**	**	**	**	**	**	**	**	**	**	**	**	**	**	**	**	**	**	**	**
4-Book	**	**	**	**	**	**	**	**	**	**	**	**	**	**	**	**	**	**	**	**
SP '04		21			1	10		.1		5			1	16		.1				

** Station(s) not reported this survey.

* Listener estimates adjusted for reported broadcast schedule.

+ Station(s) changed call letters - see Page 13.

4-Book: Avg. of current and previous 3 surveys.
2-Book: Avg. of most recent 2 surveys.

Target Listener Trends

Women 25-54

Target Listener Trends - Women 25-54

	Monday-Sunday 6AM-MID				Monday-Friday 6AM-10AM				Monday-Friday 10AM-3PM				Monday-Friday 3PM-7PM				Monday-Friday 7PM-MID			
	AQH (00)	Cume (00)	AQH Rtg	AQH Shr	AQH (00)	Cume (00)	AQH Rtg	AQH Shr	AQH (00)	Cume (00)	AQH Rtg	AQH Shr	AQH (00)	Cume (00)	AQH Rtg	AQH Shr	AQH (00)	Cume (00)	AQH Rtg	AQH Shr
KLAX-FM																				
SP '05	7	168	.2	1.1	12	106	.3	1.2	11	111	.3	1.1	8	85	.2	1.0	1	10		.4
WI '05	11	145	.3	1.7	23	85	.5	2.3	15	103	.4	1.5	8	63	.2	1.0	3	24	.1	1.4
FA '04	9	149	.2	1.4	10	60	.2	1.1	11	87	.3	1.1	12	60	.3	1.5	3	25	.1	1.0
SU '04	12	178	.3	1.9	14	97	.4	1.6	12	91	.3	1.2	13	80	.3	1.7	7	50	.2	3.0
4-Book	10	160	.3	1.5	15	87	.4	1.6	12	98	.3	1.2	10	72	.3	1.3	4	27	.1	1.5
SP '04	21	208	.5	3.3	48	137	1.2	5.1	27	129	.7	2.8	13	92	.3	1.7	8	45	.2	3.1
KLOS-FM																				
SP '05	19	280	.5	2.9	49	185	1.2	5.0	26	143	.6	2.6	21	151	.5	2.5	2	38		.9
WI '05	9	251	.2	1.4	26	128	.6	2.5	12	65	.3	1.2	8	125	.2	1.0	2	34		.9
FA '04	11	254	.3	1.7	25	158	.6	2.7	14	99	.3	1.4	12	94	.3	1.5	3	30		1.0
SU '04	9	310	.2	1.4	22	111	.6	2.5	12	115	.3	1.2	8	87	.2	1.1	2	57	.1	.9
4-Book	12	274	.3	1.9	31	146	.8	3.2	16	106	.4	1.6	12	114	.3	1.5	2	40	.1	.9
SP '04	9	277	.2	1.4	19	139	.5	2.0	12	112	.3	1.2	13	126	.3	1.7	4	51	.1	1.5
KLSX-FM																				
SP '05	9	156	.2	1.4	9	83	.2	.9	33	108	.8	3.3	8	65	.2	1.0		12		
WI '05	11	149	.3	1.7	21	74	.5	2.1	19	82	.5	1.9	20	75	.5	2.5	3	33	.1	1.4
FA '04	10	238	.2	1.5	20	108	.5	2.1	22	127	.5	2.3	12	133	.3	1.5	4	31	.1	1.4
SU '04	4	111	.1	.6	10	66	.3	1.1	5	56	.1	.5	3	44	.1	.4	1	18		.4
4-Book	9	164	.2	1.3	15	83	.4	1.6	20	93	.5	2.0	11	79	.3	1.4	2	24	.1	.8
SP '04	6	122	.2	.9	9	41	.2	1.0	12	80	.3	1.2	7	61	.2	.9	3	36	.1	1.1
KLVE-FM																				
SP '05	40	477	.9	6.1	59	298	1.4	6.0	51	265	1.2	5.1	44	268	1.0	5.3	25	208	.6	10.9
WI '05	27	539	.6	4.1	37	211	.9	3.6	40	318	.9	4.0	19	199	.5	2.4	12	133	.3	5.4
FA '04	35	537	.8	5.3	49	290	1.2	5.2	50	332	1.2	5.1	40	304	.9	4.9	17	144	.4	5.9
SU '04	30	409	.8	4.8	47	238	1.2	5.2	49	271	1.2	5.0	26	163	.7	3.5	14	173	.4	6.0
4-Book	33	491	.8	5.1	48	259	1.2	5.0	48	297	1.1	4.8	32	234	.8	4.0	17	165	.4	7.1
SP '04	30	439	.8	4.7	32	189	.8	3.4	51	273	1.3	5.3	39	237	1.0	5.2	17	164	.4	6.5
KLYY-FM																				
SP '05	35	506	.8	5.3	42	222	1.0	4.2	73	367	1.7	7.4	35	236	.8	4.2	6	90	.1	2.6
WI '05	39	557	.9	5.9	42	276	1.0	4.1	84	406	2.0	8.3	25	225	.6	3.1	9	80	.2	4.1
FA '04	30	465	.7	4.6	22	237	.5	2.3	58	326	1.4	5.9	30	239	.7	3.7	14	158	.3	4.9
SU '04	31	480	.8	5.0	34	212	.9	3.8	64	323	1.6	6.6	29	215	.7	3.9	8	109	.2	3.4
4-Book	34	502	.8	5.2	35	237	.9	3.6	70	356	1.7	7.1	30	229	.7	3.7	9	109	.2	3.8
SP '04	51	590	1.3	7.9	53	266	1.3	5.7	105	467	2.6	10.8	50	295	1.3	6.6	14	146	.4	5.3
KMXE-AM																				
SP '05	4	44	.1	.6	2	15		.2	12	27	.3	1.2	4	9	.1	.5		11		
WI '05	**	**	**	**	**	**	**	**	**	**	**	**	**	**	**	**	**	**	**	**
FA '04	10	82	.2	1.5	9	35	.2	1.0	16	58	.4	1.6	14	42	.3	1.7	7	29	.2	2.4
SU '04	**	**	**	**	**	**	**	**	**	**	**	**	**	**	**	**	**	**	**	**
4-Book	**	**	**	**	**	**	**	**	**	**	**	**	**	**	**	**	**	**	**	**
SP '04	1	34		.2	1	17		.1	3	34	.1	.3		5				5		
KMZT-FM																				
SP '05	1	31		.2	1	18		.1	2	24		.2	2	13		.2		6		
WI '05	7	77	.2	1.1	10	26	.2	1.0	13	46	.3	1.3	11	44	.3	1.4	2	24		.9
FA '04	4	77	.1	.6	6	66	.1	.6	8	22	.2	.8	6	62	.1	.7		17		
SU '04	2	59	.1	.3	5	6	.1	.6	2	25	.1	.2	2	32	.1	.3				
4-Book	4	61	.1	.6	6	29	.1	.6	6	29	.2	.6	5	38	.1	.7	1	12		.2
SP '04	2	86	.1	.3	1	14		.1	3	39	.1	.3	4	53	.1	.5		6		
KNX -AM																				
SP '05	6	126	.1	.9	9	55	.2	.9	6	69	.1	.6	15	65	.4	1.8		24		
WI '05	4	172	.1	.6	7	71	.2	.7	4	95	.1	.4	8	96	.2	1.0	2	21		.9
FA '04	4	143	.1	.6	6	48	.1	.6	4	60	.1	.4	6	73	.1	.7	1	30		.3
SU '04	4	143	.1	.6	11	70	.3	1.2	3	46	.1	.3	4	68	.1	.5	1	20		.4
4-Book	5	146	.1	.7	8	61	.2	.9	4	68	.1	.4	8	76	.2	1.0	1	24		.4
SP '04	4	149	.1	.6	7	67	.2	.7	2	36	.1	.2	8	96	.2	1.1	1	23		.4

** Station(s) not reported this survey.

* Listener estimates adjusted for reported broadcast schedule.

+ Station(s) changed call letters - see Page 13.

4-Book: Avg. of current and previous 3 surveys.
2-Book: Avg. of most recent 2 surveys.

Target Listener Trends

Women 25-54																				
Monday-Sunday 6AM-MID				Monday-Friday 6AM-10AM				Monday-Friday 10AM-3PM				Monday-Friday 3PM-7PM				Monday-Friday 7PM-MID				
AQH (00)	Cume (00)	AQH Rtg	AQH Shr	AQH (00)	Cume (00)	AQH Rtg	AQH Shr	AQH (00)	Cume (00)	AQH Rtg	AQH Shr	AQH (00)	Cume (00)	AQH Rtg	AQH Shr	AQH (00)	Cume (00)	AQH Rtg	AQH Shr	
KOST-FM																				
SP '05	22	590	.5	3.3	23	210	.5	2.3	34	273	.8	3.4	31	297	.7	3.8	15	189	.4	6.5
WI '05	22	550	.5	3.3	30	276	.7	2.9	40	285	.9	4.0	28	319	.7	3.5	3	85	.1	1.4
FA '04	27	531	.6	4.1	38	328	.9	4.0	43	257	1.0	4.4	33	251	.8	4.0	6	109	.1	2.1
SU '04	23	382	.6	3.7	31	199	.8	3.5	38	188	1.0	3.9	35	216	.9	4.7	8	125	.2	3.4
4-Book	24	513	.6	3.6	31	253	.7	3.2	39	251	.9	3.9	32	271	.8	4.0	8	127	.2	3.4
SP '04	25	410	.6	3.9	21	127	.5	2.2	37	185	.9	3.8	41	188	1.0	5.4	23	94	.6	8.8
KPLM-FM																				
SP '05	2	61		.3	4	43	.1	.4	2	24		.2	3	31	.1	.4	1	17		.4
WI '05	1	13		.2	1	13		.1					1	13		.1	2	7		.9
FA '04	**	**	**	**	**	**	**	**	**	**	**	**	**	**	**	**	**	**	**	**
SU '04	**	**	**	**	**	**	**	**	**	**	**	**	**	**	**	**	**	**	**	**
4-Book	**	**	**	**	**	**	**	**	**	**	**	**	**	**	**	**	**	**	**	**
SP '04	9	57	.2	1.4	7	12	.2	.7	10	26	.3	1.0	12	45	.3	1.6	7	24	.2	2.7
KPWR-FM																				
SP '05	8	254	.2	1.2	12	120	.3	1.2	8	112	.2	.8	13	152	.3	1.6	6	102	.1	2.6
WI '05	5	191	.1	.8	6	96	.1	.6	4	68	.1	.4	7	106	.2	.9	5	67	.1	2.3
FA '04	5	264	.1	.8	9	95	.2	1.0	6	98	.1	.6	7	110	.2	.9	4	81	.1	1.4
SU '04	5	259	.1	.8	10	123	.3	1.1	4	87	.1	.4	8	142	.2	1.1	3	91	.1	1.3
4-Book	6	242	.1	.9	9	109	.2	1.0	6	91	.1	.6	9	128	.2	1.1	5	85	.1	1.9
SP '04	4	197	.1	.6	4	63	.1	.4	3	60	.1	.3	4	89	.1	.5	1	24		.4
KRCV-FM																				
SP '05	3	74	.1	.5	4	34	.1	.4	6	59	.1	.6	2	42		.2		5		
WI '05	3	44	.1	.5	6	32	.1	.6	6	32	.1	.6	4	26	.1	.5		6		
FA '04	**	**	**	**	**	**	**	**	**	**	**	**	**	**	**	**	**	**	**	**
SU '04	1	47		.2	3	16		.3	2	21		.2		5			1	5		.4
4-Book	**	**	**	**	**	**	**	**	**	**	**	**	**	**	**	**	**	**	**	**
SP '04	2	36	.1	.3	2	18	.1	.2	4	30	.1	.4	2	12	.1	.3				
KROQ-FM																				
SP '05	5	239	.1	.8	8	100	.2	.8	5	92	.1	.5	7	86	.2	.8	1	40		.4
WI '05	11	255	.3	1.7	16	148	.4	1.6	8	112	.2	.8	19	168	.5	2.4	5	37	.1	2.3
FA '04	6	211	.1	.9	9	76	.2	1.0	8	90	.2	.8	8	106	.2	1.0	1	29		.3
SU '04	7	249	.2	1.1	14	87	.4	1.6	7	83	.2	.7	10	144	.3	1.3	1	63		.4
4-Book	7	239	.2	1.1	12	103	.3	1.3	7	94	.2	.7	11	126	.3	1.4	2	42		.9
SP '04	5	179	.1	.8	8	82	.2	.9	6	82	.2	.6	5	62	.1	.7	3	60	.1	1.1
KRTH-FM																				
SP '05	6	180	.1	.9	10	92	.2	1.0	9	95	.2	.9	6	85	.1	.7	1	38		.4
WI '05	7	291	.2	1.1	6	84	.1	.6	12	111	.3	1.2	11	127	.3	1.4	3	68	.1	1.4
FA '04	7	225	.2	1.1	9	93	.2	1.0	10	80	.2	1.0	7	90	.2	.9	5	26	.1	1.7
SU '04	10	340	.3	1.6	14	122	.4	1.6	17	136	.4	1.7	16	118	.4	2.1	3	72	.1	1.3
4-Book	8	259	.2	1.2	10	98	.2	1.1	12	106	.3	1.2	10	105	.3	1.3	3	51	.1	1.2
SP '04	6	244	.2	.9	6	82	.2	.6	6	71	.2	.6	10	123	.3	1.3	2	40	.1	.8
KSCA-FM																				
SP '05	14	228	.3	2.1	31	153	.7	3.1	16	150	.4	1.6	22	119	.5	2.7	3	25	.1	1.3
WI '05	15	316	.4	2.3	42	165	1.0	4.1	22	200	.5	2.2	9	94	.2	1.1	1	31		.5
FA '04	21	290	.5	3.2	42	170	1.0	4.5	28	175	.7	2.9	11	99	.3	1.3	10	64	.2	3.5
SU '04	17	237	.4	2.7	39	142	1.0	4.4	21	154	.5	2.2	14	94	.4	1.9	3	35	.1	1.3
4-Book	17	268	.4	2.6	39	158	.9	4.0	22	170	.5	2.2	14	102	.4	1.8	4	39	.1	1.7
SP '04	13	236	.3	2.0	29	141	.7	3.1	14	113	.4	1.4	11	97	.3	1.5	4	26	.1	1.5
KSSE-FM																				
SP '05	7	138	.2	1.1	11	77	.3	1.1	12	76	.3	1.2	10	76	.2	1.2	1	14		.4
WI '05	8	134	.2	1.2	11	76	.3	1.1	14	89	.3	1.4	11	70	.3	1.4	2	25		.9
FA '04	5	118	.1	.8	8	57	.2	.8	7	62	.2	.7	5	59	.1	.6	2	16		.7
SU '04	9	168	.2	1.4	16	96	.4	1.8	10	84	.3	1.0	12	111	.3	1.6	6	42	.2	2.6
4-Book	7	140	.2	1.1	12	77	.3	1.2	11	78	.3	1.1	10	79	.2	1.2	3	24	.1	1.2
SP '04	7	121	.2	1.1	15	82	.4	1.6	10	60	.3	1.0	8	58	.2	1.1	2	43	.1	.8

** Station(s) not reported this survey. * Listener estimates adjusted for reported broadcast schedule. + Station(s) changed call letters - see Page 13. 4-Book: Avg. of current and previous 3 surveys. 2-Book: Avg. of most recent 2 surveys.

Target Listener Trends

Women 25-54

	Monday-Sunday 6AM-MID				Monday-Friday 6AM-10AM				Monday-Friday 10AM-3PM				Monday-Friday 3PM-7PM				Monday-Friday 7PM-MID			
	AQH (00)	Cume (00)	AQH Rtg	AQH Shr	AQH (00)	Cume (00)	AQH Rtg	AQH Shr	AQH (00)	Cume (00)	AQH Rtg	AQH Shr	AQH (00)	Cume (00)	AQH Rtg	AQH Shr	AQH (00)	Cume (00)	AQH Rtg	AQH Shr
KTWV-FM																				
SP '05	13	218	.3	2.0	15	105	.4	1.5	18	104	.4	1.8	20	152	.5	2.4	1	39		.4
WI '05	25	369	.6	3.8	37	214	.9	3.6	46	197	1.1	4.6	30	234	.7	3.8	6	99	.1	2.7
FA '04	22	305	.5	3.3	24	127	.6	2.5	36	134	.9	3.7	34	175	.8	4.2	10	128	.2	3.5
SU '04	24	318	.6	3.9	22	143	.6	2.5	42	208	1.1	4.3	36	217	.9	4.8	6	72	.2	2.6
4-Book	21	303	.5	3.3	25	147	.6	2.5	36	161	.9	3.6	30	195	.7	3.8	6	85	.1	2.3
SP '04	15	216	.4	2.3	20	111	.5	2.1	27	92	.7	2.8	14	96	.4	1.9	3	36	.1	1.1
KVVE-FM																				
SP '05	6	176	.1	.9	15	112	.4	1.5	5	83	.1	.5	11	108	.3	1.3	2	31		.9
WI '05	21	230	.5	3.2	27	156	.6	2.6	23	132	.5	2.3	28	132	.7	3.5	12	45	.3	5.4
FA '04	10	206	.2	1.5	13	107	.3	1.4	9	91	.2	.9	12	110	.3	1.5	5	52	.1	1.7
SU '04	8	215	.2	1.3	16	107	.4	1.8	7	56	.2	.7	9	124	.2	1.2	6	84	.2	2.6
4-Book	11	207	.3	1.7	18	121	.4	1.8	11	91	.3	1.1	15	119	.4	1.9	6	53	.2	2.7
SP '04	18	265	.5	2.8	27	162	.7	2.9	21	127	.5	2.2	19	154	.5	2.5	8	46	.2	3.1
KYSR-FM																				
SP '05	6	143	.1	.9	5	76	.1	.5	11	68	.3	1.1	10	97	.2	1.2	2	40		.9
WI '05	9	225	.2	1.4	13	97	.3	1.3	12	128	.3	1.2	11	121	.3	1.4	4	32	.1	1.8
FA '04	5	155	.1	.8	6	68	.1	.6	8	80	.2	.8	8	58	.2	1.0	1	36		.3
SU '04	6	160	.2	1.0	6	70	.2	.7	11	72	.3	1.1	7	95	.2	.9	1	30		.4
4-Book	7	171	.2	1.0	8	78	.2	.8	11	87	.3	1.1	9	93	.2	1.1	2	35	.9	.9
SP '04	6	157	.2	.9	13	100	.3	1.4	9	76	.2	.9	7	78	.2	.9	1	17		.4
KZLA-FM																				
SP '05	6	184	.1	.9	11	94	.3	1.1	7	76	.2	.7	10	91	.2	1.2	1	27		.4
WI '05	9	265	.2	1.4	15	152	.4	1.5	10	81	.2	1.0	10	137	.2	1.3	3	74	.1	1.4
FA '04	5	204	.1	.8	8	92	.2	.8	5	92	.1	.5	9	127	.2	1.1	1	31		.3
SU '04	9	284	.2	1.4	11	133	.3	1.2	14	155	.4	1.4	13	175	.3	1.7	3	56	.1	1.3
4-Book	7	234	.2	1.1	11	118	.3	1.2	9	101	.2	.9	11	133	.2	1.3	2	47	.1	.9
SP '04	14	237	.4	2.2	23	127	.6	2.5	18	109	.5	1.9	22	142	.6	2.9	4	64	.1	1.5
TOTALS																				
SP '05	658	4040	15.6		989	3437	23.4		991	3375	23.5		826	3363	19.6		230	1856	5.5	
WI '05	665	4092	15.8		1021	3608	24.2		1007	3330	23.9		800	3397	19.0		221	1734	5.2	
FA '04	659	4052	15.6		943	3534	22.4		976	3238	23.1		818	3422	19.4		286	1941	6.8	
SU '04	623	3805	15.7		896	3177	22.6		972	3139	24.5		746	3149	18.8		235	1922	5.9	
4-Book	651	3997	15.7		962	3439	23.2		987	3271	23.8		798	3333	19.2		243	1863	5.9	
SP '04	643	3767	16.2		938	3241	23.6		968	3069	24.4		753	3136	19.0		262	1919	6.6	

** Station(s) not reported this survey.

* Listener estimates adjusted for reported broadcast schedule.

+ Station(s) changed call letters - see Page 13.

4-Book: Avg. of current and previous 3 surveys.
2-Book: Avg. of most recent 2 surveys.

Target Listener Trends - Women 25-54

Target Listener Estimates

		Women 25-54																					
		Monday-Friday 6AM-7PM				Weekend 6AM-MID				Saturday 6AM-10AM				Saturday 10AM-3PM				Saturday 3PM-7PM					
		AQH (00)	Cume (00)	AQH Rtg	AQH Shr	AQH (00)	Cume (00)	AQH Rtg	AQH Shr	AQH (00)	Cume (00)	AQH Rtg	AQH Shr	AQH (00)	Cume (00)	AQH Rtg	AQH Shr	AQH (00)	Cume (00)	AQH Rtg	AQH Shr		
KAEH-FM																							
	SP '05	7	65	.2	.7	3	40	.1	.7	3	12	.1	.6	7	18	.2	.9						
	4-Book	8	85	.2	.9	5	53	.1	1.1	8	20	.2	1.7	11	28	.3	1.4	4	16	.1	.7		
KATY-FM																							
	SP '05	22	170	.5	2.3	9	75	.2	2.0	6	21	.1	1.2	17	46	.4	2.3	8	27	.2	1.5		
	4-Book	**	**	**	**	**	**	**	**	**	**	**	**	**	**	**	**	**	**	**	**		
KCAL-AM																							
	SP '05	5	51	.1	.5	8	48	.2	1.8	13	22	.3	2.5	11	29	.3	1.5	8	24	.2	1.5		
	4-Book	**	**	**	**	**	**	**	**	**	**	**	**	**	**	**	**	**	**	**	**		
KCAL-FM																							
	SP '05	14	232	.3	1.5	9	107	.2	2.0	7	28	.2	1.4	10	46	.2	1.3	15	40	.4	2.8		
	4-Book	18	297	.5	2.0	11	154	.3	2.5	9	37	.2	1.8	20	79	.5	2.6	20	54	.5	3.6		
KCXX-FM																							
	SP '05	18	181	.4	1.9	11	142	.3	2.5	10	43	.2	2.0	32	65	.8	4.3	8	26	.2	1.5		
	4-Book	12	175	.3	1.3	7	119	.2	1.6	4	20	.1	.9	14	46	.4	1.9	6	24	.2	1.1		
+KDAI-FM																							
	SP '05	6	89	.1	.6	4	55	.1	.9	1	5		.2	5	16	.1	.7	14	39	.3	2.6		
	4-Book	**	**	**	**	**	**	**	**	**	**	**	**	**	**	**	**	**	**	**	**		
KDIF-AM																							
	SP '05	11	83	.3	1.2	6	42	.1	1.3	11	27	.3	2.2	11	23	.3	1.5	6	15	.1	1.1		
	4-Book	**	**	**	**	**	**	**	**	**	**	**	**	**	**	**	**	**	**	**	**		
KEYZ-AM																							
	SP '05	4	26	.1	.4	2	11		.4	3	6	.1	.6	4	6	.1	.5	2	5		.4		
	4-Book	9	47	.2	1.0	5	31	.1	1.2	7	17	.2	1.3	8	18	.2	1.1	7	12	.2	1.3		
KFRG-FM																							
	SP '05	54	503	1.3	5.7	24	307	.6	5.4	37	100	.9	7.2	60	187	1.4	8.1	44	147	1.0	8.3		
	4-Book	62	590	1.5	6.8	28	344	.7	6.2	29	96	.7	5.9	60	195	1.5	7.7	43	138	1.1	8.0		
KGGI-FM																							
	SP '05	54	749	1.3	5.7	31	416	.7	7.0	22	102	.5	4.3	44	145	1.0	5.9	25	72	.6	4.7		
	4-Book	61	779	1.5	6.6	32	423	.8	7.2	30	111	.7	6.1	44	150	1.0	5.7	31	105	.8	5.7		
KOLA-FM																							
	SP '05	56	488	1.3	6.0	21	217	.5	4.7	32	83	.8	6.3	45	99	1.1	6.0	9	35	.2	1.7		
	4-Book	46	410	1.1	5.0	17	197	.4	3.8	22	71	.5	4.3	31	90	.8	4.1	17	52	.4	3.2		
KTDD-AM																							
	SP '05	1	26		.1		7							3	7	.1	.4						
	4-Book	1	18		.1		6				2			1	4		.1		1		.1		
KWIE-FM																							
	SP '05	22	355	.5	2.3	19	249	.5	4.3	15	47	.4	2.9	33	88	.8	4.4	30	97	.7	5.6		
	4-Book	19	324	.5	2.1	14	186	.4	3.0	11	48	.3	2.1	21	74	.5	2.8	20	69	.5	3.7		
KXRS-FM																							
	SP '05	9	60	.2	1.0	5	38	.1	1.1	11	26	.3	2.2	12	21	.3	1.6	6	11	.1	1.1		
	4-Book	6	50	.2	.7	3	34	.1	.7	6	15	.2	1.3	6	18	.1	.8	3	9	.1	.6		
KXSB-FM																							
	SP '05	10	162	.2	1.1	6	73	.1	1.3	11	28	.3	2.2	6	13	.1	.8	12	22	.3	2.3		
	4-Book	14	177	.3	1.5	8	94	.2	1.7	8	22	.2	1.6	17	44	.4	2.2	7	24	.2	1.4		
KABC-AM																							
	SP '05	6	48	.1	.6	1	14		.2	5	14	.1	1.0	1	14		.1						
	4-Book	5	43	.1	.5	2	11		.4	2	7	.1	.4	3	9	.1	.4	2	8	.1	.4		
KBIG-FM																							
	SP '05	39	312	.9	4.1	11	136	.3	2.5	7	28	.2	1.4	15	65	.4	2.0	15	70	.4	2.8		
	4-Book	26	266	.6	2.8	9	125	.2	2.1	9	27	.2	1.7	16	45	.4	2.0	10	42	.3	1.9		

** Station(s) not reported this survey.

* Listener estimates adjusted for reported broadcast schedule.

+ Station(s) changed call letters - see Page 13.

4-Book: Avg. of current and previous 3 surveys.
2-Book: Avg. of most recent 2 surveys.

Target Listener Estimates

Women 25-54

	Monday-Friday 6AM-7PM				Weekend 6AM-MID				Saturday 6AM-10AM				Saturday 10AM-3PM				Saturday 3PM-7PM			
	AQH (00)	Cume (00)	AQH Rtg	AQH Shr	AQH (00)	Cume (00)	AQH Rtg	AQH Shr	AQH (00)	Cume (00)	AQH Rtg	AQH Shr	AQH (00)	Cume (00)	AQH Rtg	AQH Shr	AQH (00)	Cume (00)	AQH Rtg	AQH Shr
KCBS-FM																				
SP '05	31	404	.7	3.3	21	222	.5	4.7	7	53	.2	1.4	21	82	.5	2.8	28	88	.7	5.3
4-Book	21	305	.5	2.2	12	157	.3	2.7	10	47	.3	2.0	19	74	.5	2.5	18	63	.4	3.3
KFI -AM																				
SP '05	45	343	1.1	4.8	6	119	.1	1.3	16	49	.4	3.1	6	20	.1	.8	2	12	.4	.4
4-Book	50	415	1.2	5.4	9	148	.2	1.9	26	67	.7	5.2	12	53	.3	1.5	7	27	.2	1.3
KFWB-AM																				
SP '05	1	19	.1	.1		6														
4-Book	**	**	**	**	**	**	**	**	**	**	**	**	**	**	**	**	**	**	**	**
KHHT-FM																				
SP '05	33	375	.8	3.5	19	267	.5	4.3	28	75	.7	5.5	27	104	.6	3.6	23	88	.5	4.3
4-Book	34	370	.8	3.7	20	231	.5	4.4	24	73	.6	4.9	33	99	.8	4.3	29	83	.7	5.3
KIIS-FM																				
SP '05	30	490	.7	3.2	20	262	.5	4.5	18	58	.4	3.5	39	133	.9	5.2	22	86	.5	4.1
4-Book	24	446	.6	2.5	13	223	.3	2.9	12	51	.3	2.5	26	106	.6	3.3	20	78	.5	3.6
KKBT-FM																				
SP '05	19	286	.5	2.0	6	131	.1	1.3	5	25	.1	1.0	9	40	.2	1.2	1	5	.2	.2
4-Book	20	277	.5	2.2	7	144	.2	1.6	7	26	.2	1.5	13	49	.3	1.7	10	38	.2	1.8
KLAC-AM																				
SP '05		6				6								6		.1		6		
4-Book	**	**	**	**	**	**	**	**	**	**	**	**	**	**	**	**	**	**	**	**
KLAX-FM																				
SP '05	10	168	.2	1.1	6	71	.1	1.3	7	31	.2	1.4	7	18	.2	.9	13	26	.3	2.4
4-Book	12	147	.3	1.4	9	80	.2	2.0	12	26	.3	2.3	13	31	.3	1.6	11	21	.3	2.0
KLOS-FM																				
SP '05	31	253	.7	3.3	8	124	.2	1.8	14	46	.3	2.7	15	39	.4	2.0	4	20	.1	.8
4-Book	19	229	.5	2.1	6	98	.1	1.3	6	24	.1	1.1	9	35	.2	1.2	8	20	.2	1.5
KLSX-FM																				
SP '05	18	156	.4	1.9		6														
4-Book	16	159	.4	1.7	1	17		.2	2	6	.1	.5	1	7		.2	1	3		.2
KLVE-FM																				
SP '05	51	430	1.2	5.4	29	255	.7	6.5	38	101	.9	7.4	41	113	1.0	5.5	25	52	.6	4.7
4-Book	43	427	1.1	4.7	26	276	.6	5.9	31	79	.8	6.2	47	129	1.1	6.0	24	60	.6	4.5
KLYY-FM																				
SP '05	52	460	1.2	5.5	23	237	.5	5.2	36	84	.9	7.0	45	115	1.1	6.0	33	86	.8	6.2
4-Book	47	456	1.1	5.1	27	270	.6	5.9	26	77	.6	5.1	50	142	1.2	6.4	26	71	.7	4.9
KMXE-AM																				
SP '05	6	31	.1	.6	1	23		.2					2	6		.3				
4-Book	**	**	**	**	**	**	**	**	**	**	**	**	**	**	**	**	**	**	**	**
KMZT-FM																				
SP '05	2	31	.2	.2	1	13		.2	1	6		.2	1	6		.1				
4-Book	6	53	.2	.6	2	25		.4	3	8	.1	.7	2	6	.1	.3				.1
KNX -AM																				
SP '05	10	112	.2	1.1	2	39		.4									4	20	.1	.8
4-Book	7	127	.2	.7	3	53	.1	.7	4	8	.1	.8	3	11	.1	.3	4	17	.1	.8
KOST-FM																				
SP '05	30	479	.7	3.2	13	271	.3	2.9	10	54	.2	2.0	18	89	.4	2.4	13	40	.3	2.4
4-Book	34	429	.8	3.7	15	210	.4	3.4	15	51	.4	2.9	31	90	.7	4.0	18	47	.4	3.3
KPLM-FM																				
SP '05	3	43	.1	.3	1	25		.2					3	11	.1	.4		6		
4-Book	**	**	**	**	**	**	**	**	**	**	**	**	**	**	**	**	**	**	**	**

Target Listener Estimates - Women 25-54

** Station(s) not reported this survey.

* Listener estimates adjusted for reported broadcast schedule.

+ Station(s) changed call letters - see Page 13.

4-Book: Avg. of current and previous 3 surveys.
2-Book: Avg. of most recent 2 surveys.

Target Listener Estimates

Women 25-54																				
Monday-Friday 6AM-7PM				Weekend 6AM-MID				Saturday 6AM-10AM				Saturday 10AM-3PM				Saturday 3PM-7PM				
AQH (00)	Cume (00)	AQH Rtg	AQH Shr	AQH (00)	Cume (00)	AQH Rtg	AQH Shr	AQH (00)	Cume (00)	AQH Rtg	AQH Shr	AQH (00)	Cume (00)	AQH Rtg	AQH Shr	AQH (00)	Cume (00)	AQH Rtg	AQH Shr	
KPWR-FM																				
SP '05	11	233	.3	1.2	5	98	.1	1.1	4	20	.1	.8	6	19	.1	.8	5	29	.1	.9
4-Book	8	210	.2	.9	4	86	.1	.9	4	18	.1	.8	7	29	.2	.9	6	25	.2	1.2
KRCV-FM																				
SP '05	4	65	.1	.4	4	33	.1	.9	4	9	.1	.8	7	9	.2	.9	4	5	.1	.8
4-Book	**	**	**	**	**	**	**	**	**	**	**	**	**	**	**	**	**	**	**	**
KROQ-FM																				
SP '05	6	166	.1	.6	4	135	.1	.9	3	21	.1	.6	10	53	.2	1.3	8	51	.2	1.5
4-Book	10	196	.2	1.0	6	118	.2	1.3	3	18	.1	.6	14	59	.4	1.8	9	40	.2	1.7
KRTH-FM																				
SP '05	8	156	.2	.9	4	72	.1	.9	7	19	.2	1.4	11	36	.3	1.5	5	29	.1	.9
4-Book	11	196	.3	1.2	6	104	.2	1.3	4	15	.1	.8	16	51	.4	2.0	6	28	.2	1.2
KSCA-FM																				
SP '05	23	223	.5	2.4	7	92	.2	1.6	11	30	.3	2.2	14	48	.3	1.9	5	5	.1	.9
4-Book	25	237	.6	2.6	11	123	.3	2.6	27	56	.7	5.7	18	57	.4	2.3	9	23	.2	1.6
KSSE-FM																				
SP '05	11	127	.3	1.2	4	71	.1	.9	6	6	.1	1.2	6	29	.1	.8	11	38	.3	2.1
4-Book	10	128	.3	1.2	4	59	.1	1.0	5	13	.1	1.0	7	21	.2	.9	7	23	.2	1.3
KTWV-FM																				
SP '05	18	193	.4	1.9	11	111	.3	2.5	7	26	.2	1.4	16	37	.4	2.2	24	54	.6	4.5
4-Book	31	257	.8	3.3	13	163	.3	3.0	10	30	.2	1.9	23	69	.6	3.0	21	61	.5	3.9
KWVE-FM																				
SP '05	10	156	.2	1.1	3	63	.1	.7	7	27	.2	1.4	3	21	.1	.4	3	17	.1	.6
4-Book	15	180	.4	1.6	10	106	.3	2.1	11	35	.3	2.1	12	30	.3	1.5	9	27	.2	1.6
KYSR-FM																				
SP '05	9	131	.2	1.0	3	74	.1	.7	4	7	.1	.8	3	22	.1	.4	5	22	.1	.9
4-Book	9	147	.2	1.0	5	83	.1	1.0	4	15	.1	.8	6	30	.1	.7	7	27	.2	1.3
KZLA-FM																				
SP '05	9	138	.2	1.0	4	102	.1	.9	8	40	.2	1.6	7	42	.2	.9	7	55	.2	1.3
4-Book	10	195	.3	1.1	6	108	.2	1.3	5	28	.1	1.1	11	43	.3	1.4	8	34	.2	1.5
TOTALS																				
SP '05	940	3977	22.3		445	3125	10.5		511	1397	12.1		744	1809	17.6		531	1437	12.6	
4-Book	921	3947	22.1		447	3100	10.7		498	1364	12.0		775	1911	18.6		541	1428	13.1	

** Station(s) not reported this survey.

* Listener estimates adjusted for reported broadcast schedule.

+ Station(s) changed call letters - see Page 13.

4-Book: Avg. of current and previous 3 surveys.
2-Book: Avg. of most recent 2 surveys.

Target Listener Estimates

Women 25-54

Target Listener Estimates - Women 25-54

	Saturday 7PM-MID				Sunday 6AM-10AM				Sunday 10AM-3PM				Sunday 3PM-7PM				Sunday 7PM-MID			
	AQH (00)	Cume (00)	AQH Rtg	AQH Shr	AQH (00)	Cume (00)	AQH Rtg	AQH Shr	AQH (00)	Cume (00)	AQH Rtg	AQH Shr	AQH (00)	Cume (00)	AQH Rtg	AQH Shr	AQH (00)	Cume (00)	AQH Rtg	AQH Shr
KAEH-FM SP '05 4-Book	1	5	.3		4	9	.1	1.2	2	6	.4		2	11	.5		7	22	.2	3.0
									4	12	.1	.7	5	12	.1	1.2	3	9	.1	1.1
KATY-FM SP '05 4-Book	3	11	.1	1.0	8	20	.2	2.5	9	20	.2	1.7	16	46	.4	4.1	2	12		.9
	**	**	**	**	**	**	**	**	**	**	**	**	**	**	**	**	**	**	**	**
KCAL-AM SP '05 4-Book	5	19	.1	1.7	3	20	.1	.9	15	37	.4	2.8	2	6	.5		4	10	.1	1.7
	**	**	**	**	**	**	**	**	**	**	**	**	**	**	**	**	**	**	**	**
KCAL-FM SP '05 4-Book	7	28	.2	2.4	5	27	.1	1.6	12	34	.3	2.3	7	38	.2	1.8	8	33	.2	3.5
	7	24	.2	2.5	5	21	.1	1.4	12	52	.3	2.2	9	31	.2	2.3	5	18	.1	2.2
KCXX-FM SP '05 4-Book	7	33	.2	2.4	3	12	.1	.9	9	27	.2	1.7	10	30	.2	2.5	4	31	.1	1.7
	7	25	.2	2.6	3	16	.1	.8	9	32	.2	1.6	8	23	.2	1.9	4	18	.1	1.8
+KDAI-FM SP '05 4-Book	6	31	.1	2.1	3	11	.1	.9	2	5	.4									
	**	**	**	**	**	**	**	**	**	**	**	**	**	**	**	**	**	**	**	**
KDIF-AM SP '05 4-Book	4	11	.1	1.4	8	11	.2	2.5	6	11	.1	1.1					7	15	.2	3.0
	**	**	**	**	**	**	**	**	**	**	**	**	**	**	**	**	**	**	**	**
KEZY-AM SP '05 4-Book	3	8	.1	1.5	3	6	.1	.9	3	6	.1	.6					3	6	.1	1.3
					6	13	.2	1.8	7	16	.2	1.3	2	5	.6					
KFRG-FM SP '05 4-Book	11	38	.3	3.8	13	46	.3	4.1	19	79	.5	3.6	10	39	.2	2.5	2	14	.9	
	13	57	.3	5.1	15	63	.4	4.4	37	125	.9	6.7	18	67	.5	4.5	6	29	.1	2.8
KGGI-FM SP '05 4-Book	16	73	.4	5.6	22	83	.5	6.9	27	117	.6	5.1	45	140	1.1	11.4	43	118	1.0	18.6
	23	77	.6	9.2	15	60	.4	4.4	32	124	.7	5.7	40	122	1.0	10.1	39	93	1.0	18.6
KOLA-FM SP '05 4-Book	6	25	.1	2.1	23	77	.5	7.2	32	72	.8	6.0	7	33	.2	1.8	8	25	.2	3.5
	6	24	.1	2.3	16	48	.4	4.8	25	63	.6	4.4	9	36	.2	2.4	7	24	.2	3.1
KTDD-AM SP '05 4-Book					1	2		.2	1	2		.1	1	3		.1				
KWIE-FM SP '05 4-Book	8	51	.2	2.8	9	35	.2	2.8	33	93	.8	6.2	13	33	.3	3.3	10	59	.2	4.3
	9	36	.2	3.5	7	28	.2	2.1	19	59	.5	3.5	12	37	.3	3.0	9	36	.2	4.1
KXRS-FM SP '05 4-Book	3	7	.1	1.0	3	6	.1	.9	1	11	.2		6	10	.1	1.5				
	2	9	.1	.9	3	7	.1	.8	2	8	.3		3	5	.1	.7	1	3		.4
KXSB-FM SP '05 4-Book	4	12	.1	1.4	9	15	.2	2.8	5	24	.1	.9	5	11	.1	1.3	1	5		.4
	4	15	.1	1.5	6	14	.1	1.7	9	29	.2	1.6	8	21	.2	2.1	4	11	.1	2.0
KABC-AM SP '05 4-Book	1	2		.3	1	2		.2	1	2		.1	2	6		.4	1	4		.5
KBIG-FM SP '05 4-Book	11	32	.3	3.8	6	42	.1	1.9	19	34	.5	3.6	17	33	.4	4.3	1	6		.4
	7	25	.2	2.5	6	28	.1	1.7	12	26	.3	2.2	9	30	.2	2.4	3	10	.1	1.5

** Station(s) not reported this survey.

* Listener estimates adjusted for reported broadcast schedule.

+ Station(s) changed call letters - see Page 13.

4-Book: Avg. of current and previous 3 surveys.
2-Book: Avg. of most recent 2 surveys.

Target Listener Estimates

Women 25-54																				
Saturday 7PM-MID				Sunday 6AM-10AM				Sunday 10AM-3PM				Sunday 3PM-7PM				Sunday 7PM-MID				
AQH (00)	Cume (00)	AQH Rtg	AQH Shr	AQH (00)	Cume (00)	AQH Rtg	AQH Shr	AQH (00)	Cume (00)	AQH Rtg	AQH Shr	AQH (00)	Cume (00)	AQH Rtg	AQH Shr	AQH (00)	Cume (00)	AQH Rtg	AQH Shr	
KCBS-FM																				
SP '05	16	31	.4	5.6	20	53	.5	6.3	29	85	.7	5.4	28	77	.7	7.1	16	40	.4	6.9
4-Book	7	21	.2	2.7	9	31	.2	2.7	12	40	.3	2.2	10	37	.3	2.6	7	19	.2	3.3
KFI -AM																				
SP '05	2	13	.7		6	30	.1	1.9	6	24	.1	1.1	2	6	.5		7	27	.2	3.0
4-Book	3	18	1.2		13	39	.3	3.8	5	23	.1	1.0	3	13	.7		5	16	.1	2.1
KFWB-AM																				
SP '05	**	**	**	**	**	**	**	**	2	6	.4		**	**	**	**	**	**	**	**
4-Book	**	**	**	**	**	**	**	**	**	**	**	**	**	**	**	**	**	**	**	**
KHHT-FM																				
SP '05	18	77	.4	6.3	11	22	.3	3.4	17	59	.4	3.2	14	66	.3	3.5	14	32	.3	6.1
4-Book	13	54	.3	4.8	9	23	.2	2.6	16	56	.4	2.9	18	52	.4	4.2	18	37	.4	8.2
KIIS-FM																				
SP '05	18	62	.4	6.3	17	53	.4	5.3	25	93	.6	4.7	16	56	.4	4.1	4	13	.1	1.7
4-Book	9	34	.2	3.3	10	30	.2	2.8	15	60	.4	2.7	11	38	.3	2.7	2	9		.8
KKBT-FM																				
SP '05	3	13	.1	1.0	5	25	.1	1.6	16	41	.4	3.0	5	28	.1	1.3	3	15	.1	1.3
4-Book	6	20	.2	2.2	7	27	.2	2.0	9	30	.2	1.7	5	19	.1	1.2	3	15	.1	1.3
KLAC-AM																				
SP '05	**	**	**	**	**	**	**	**	**	**	**	**	**	**	**	**	**	**	**	**
4-Book	**	**	**	**	**	**	**	**	**	**	**	**	**	**	**	**	**	**	**	**
KLAX-FM																				
SP '05	6	19	.1	2.1	4	12	.1	1.3	9	28	.2	1.7	3	5	.1	.8	2	5		.9
4-Book	5	14	.1	1.8	6	13	.1	1.8	11	32	.3	2.1	12	22	.3	2.9	4	13	.1	2.0
KLOS-FM																				
SP '05					7	25	.2	2.2	14	58	.3	2.6	10	50	.2	2.5	2	11		.9
4-Book	2	5	.1	.6	5	21	.1	1.4	8	38	.2	1.5	6	26	.2	1.6	1	4		.3
KLSX-FM																				
SP '05	1	6	.3		1	5	.4						1		.1			2		.1
4-Book	1	3	.3						3		.1									
KLVE-FM																				
SP '05	33	98	.8	11.5	24	78	.6	7.5	31	91	.7	5.8	19	63	.5	4.8	16	69	.4	6.9
4-Book	25	74	.6	9.7	24	61	.6	7.2	35	98	.9	6.4	11	44	.3	2.8	8	35	.2	3.6
KLYY-FM																				
SP '05	7	29	.2	2.4	5	25	.1	1.6	34	76	.8	6.4	20	61	.5	5.1	8	22	.2	3.5
4-Book	13	38	.3	4.9	14	41	.3	3.9	43	112	1.1	7.7	28	62	.7	7.2	12	32	.3	5.4
KMXE-AM																				
SP '05	1	6	.3		1	6	.3		2	11	.4		**	**	**	**	1	5		.4
4-Book	**	**	**	**	**	**	**	**	**	**	**	**	**	**	**	**	**	**	**	**
KMZT-FM																				
SP '05					1	4	.3		3	13	.1	.6						3		.1
4-Book	1	3	.4						2	11	.1	.4	3	8	.1	.8				
KNX -AM																				
SP '05	2	13	.7		2	12	.6		6	6	1.5		6	6	.1	1.5				
4-Book	1	5	.5		3	11	.9		6	21	.2	1.1	3	10	.1	.8	1	4		.3
KOST-FM																				
SP '05	13	64	.3	4.5	7	44	.2	2.2	17	68	.4	3.2	11	49	.3	2.8	12	59	.3	5.2
4-Book	9	41	.2	3.3	11	44	.3	3.2	21	70	.5	3.7	11	39	.3	2.7	7	30	.2	3.1
KPLM-FM																				
SP '05	**	**	**	**	2	6	.6		3	19	.1	.6	2	13	.5		**	**	**	**
4-Book	**	**	**	**	**	**	**	**	**	**	**	**	**	**	**	**	**	**	**	**

** Station(s) not reported this survey.

* Listener estimates adjusted for reported broadcast schedule.

+ Station(s) changed call letters - see Page 13.

4-Book: Avg. of current and previous 3 surveys.
2-Book: Avg. of most recent 2 surveys.

Target Listener Estimates

Women 25-54

	Saturday 7PM-MID				Sunday 6AM-10AM				Sunday 10AM-3PM				Sunday 3PM-7PM				Sunday 7PM-MID			
	AQH (00)	Cume (00)	AQH Rtg	AQH Shr	AQH (00)	Cume (00)	AQH Rtg	AQH Shr	AQH (00)	Cume (00)	AQH Rtg	AQH Shr	AQH (00)	Cume (00)	AQH Rtg	AQH Shr	AQH (00)	Cume (00)	AQH Rtg	AQH Shr
KPWR-FM																				
SP '05	7	13	.2	2.4					4	14	.1	.8	11	49	.3	2.8	4	20	.1	1.7
4-Book	3	13	.1	1.1	1	6		.3	3	10	.1	.5	5	30	.2	1.4	3	18	.1	1.4
KRCV-FM																				
SP '05	5	9	.1	1.7	4	9	.1	1.3	2	14		.4					2	9		.9
4-Book	**	**	**	**	**	**	**	**	**	**	**	**	**	**	**	**	**	**	**	**
KROQ-FM																				
SP '05	2	22		.7	2	19		.6	4	26	.1	.8	4	24	.1	1.0	1	5		.4
4-Book	4	16	.1	1.5	4	19	.1	1.1	7	31	.2	1.2	5	18	.1	1.3	4	11	.1	1.9
KRTH-FM																				
SP '05	1	11		.3	1	12		.3	3	18	.1	.6		7			4	13	.1	1.7
4-Book	2	12	.1	.9	2	13		.7	6	23	.2	1.1	5	16	.1	1.2	4	16	.1	1.8
KSCA-FM																				
SP '05	4	15	.1	1.4	2	7		.6	12	30	.3	2.3	5	10	.1	1.3				
4-Book	4	16	.1	1.6	9	24	.2	2.7	14	36	.4	2.7	7	16	.2	1.9	2	7	.1	.8
KSSE-FM																				
SP '05	2	11		.7	2	5		.6	5	17	.1	.9					2	7		.5
4-Book	4	13	.1	1.4	2	7		.6	6	16	.2	1.1	2	9		.5	2	7	.1	1.1
KTWV-FM																				
SP '05	3	24	.1	1.0	5	25	.1	1.6	19	61	.5	3.6	14	35	.3	3.5		7		
4-Book	5	22	.1	1.8	7	28	.2	2.0	19	57	.5	3.6	19	51	.5	4.9	2	13		.7
KWVE-FM																				
SP '05					6	26	.1	1.9	4	34	.1	.8	5	17	.1	1.3	1	11		.4
4-Book	4	13	.1	1.5	14	47	.3	4.1	13	50	.3	2.3	10	27	.2	2.5	7	21	.2	3.2
KYSR-FM																				
SP '05	6	20	.1	2.1					3	15	.1	.6	8	40	.2	2.0	1	6		.4
4-Book	4	17	.1	1.6	2	11	.1	.6	7	25	.2	1.2	8	28	.2	1.9	2	9		.7
KZLA-FM																				
SP '05	4	26	.1	1.4	2	19		.6	3	35	.1	.6	1	6		.3				
4-Book	3	20	.1	1.1	4	23	.1	1.2	9	46	.2	1.6	4	15	.1	1.0	2	8		.9
TOTALS																				
SP '05	287	962	6.8		320	1056	7.6		533	1482	12.6		395	1126	9.4		231	787	5.5	
4-Book	258	830	6.2		338	1016	8.2		553	1499	13.3		396	1045	9.5		213	658	5.1	

** Station(s) not reported this survey.

* Listener estimates adjusted for reported broadcast schedule.

+ Station(s) changed call letters - see Page 13.

4-Book: Avg. of current and previous 3 surveys.
2-Book: Avg. of most recent 2 surveys.

Target Listener Estimates - Women 25-54

Target Listener Trends

Women 35-64

	Monday-Sunday 6AM-MID				Monday-Friday 6AM-10AM				Monday-Friday 10AM-3PM				Monday-Friday 3PM-7PM				Monday-Friday 7PM-MID			
	AQH (00)	Cume (00)	AQH Rtg	AQH Shr	AQH (00)	Cume (00)	AQH Rtg	AQH Shr	AQH (00)	Cume (00)	AQH Rtg	AQH Shr	AQH (00)	Cume (00)	AQH Rtg	AQH Shr	AQH (00)	Cume (00)	AQH Rtg	AQH Shr
KAEH-FM																				
SP '05		24			1	11		.1					1	9		.1			5	
WI '05	3	72	.1	.5	2	24	.1	.2	5	31	.1	.5	5	65	.1	.7		5		
FA '04	4	77	.1	.7	9	36	.2	1.1	3	45	.1	.4	5	34	.1	.7	2	34	.1	
SU '04	5	39	.1	1.0	10	15	.3	1.3	6	31	.2	.8	5	23	.1	.8		8		
4-Book	3	53	.1	.6	6	22	.2	.7	4	27	.1	.4	4	33	.1	.6	1	13	.2	
SP '04	3	55	.1	.5	3	36	.1	.4	6	29	.2	.7	2	35	.1	.3	2	19	.1	
KATY-FM																				
SP '05	9	178	.2	1.6	10	110	.3	1.2	15	98	.4	1.8	14	105	.4	2.0	3	38	.1	
WI '05	8	146	.2	1.4	13	68	.4	1.5	19	81	.5	2.1	10	95	.3	1.4		12		
FA '04	13	120	.4	2.3	21	85	.6	2.6	24	84	.7	2.9	19	85	.5	2.8	2	36	.1	
SU '04	**	**	**	**	**	**	**	**	**	**	**	**	**	**	**	**	**	**	**	**
4-Book	**	**	**	**	**	**	**	**	**	**	**	**	**	**	**	**	**	**	**	**
SP '04	9	109	.3	1.6	21	74	.6	2.5	14	40	.4	1.6	8	52	.2	1.2	1	23	.5	
KCAL-AM																				
SP '05	3	50	.1	.5	5	30	.1	.6	4	33	.1	.5	4	28	.1	.6		6		
WI '05	9	84	.2	1.6	12	64	.3	1.3	15	37	.4	1.6	11	49	.3	1.5	1	7	.6	
FA '04	2	55	.1	.4	8	40	.2	1.0	**	**	**	**	**	**	**	**	4	15	.1	
SU '04	**	**	**	**	**	**	**	**	**	**	**	**	**	**	**	**	**	**	**	**
4-Book	**	**	**	**	**	**	**	**	**	**	**	**	**	**	**	**	**	**	**	**
SP '04	3	41	.1	.5	6	14	.2	.7	5	35	.1	.6	2	14	.1	.3				
KCAL-FM																				
SP '05	7	147	.2	1.3	13	86	.4	1.5	8	82	.2	.9	6	67	.2	.9	3	37	.1	
WI '05	7	218	.2	1.2	9	56	.2	1.0	6	99	.2	.7	10	137	.3	1.4	3	57	.1	
FA '04	11	233	.3	2.0	12	129	.3	1.5	16	127	.4	1.9	16	104	.4	2.3	5	88	.1	
SU '04	7	210	.2	1.4	10	130	.3	1.3	8	96	.2	1.0	10	146	.3	1.6	2	37	.1	
4-Book	8	202	.2	1.5	11	100	.3	1.3	10	101	.3	1.1	11	114	.3	1.6	3	55	.1	
SP '04	10	218	.3	1.8	13	92	.4	1.5	14	104	.4	1.6	14	117	.4	2.2	4	55	.1	
KCXX-FM																				
SP '05	5	130	.1	.9	6	36	.2	.7	7	60	.2	.8	6	58	.2	.9	2	25	.1	
WI '05	3	130	.1	.5	5	56	.1	.6	8	65	.2	.9	4	87	.1	.6	1	25	.6	
FA '04	2	101	.1	.4	3	59	.1	.4	3	31	.1	.4	4	32	.1	.6	2	34	.1	
SU '04	3	94	.1	.6	3	29	.1	.4	6	56	.2	.8	3	47	.1	.5	2	39	.1	
4-Book	3	114	.1	.6	4	45	.1	.5	6	53	.2	.7	4	56	.1	.7	2	31	.1	
SP '04	1	72		.2	1	31		.1	3	55	.1	.3	1	35		.2		14		
+KDAI-FM																				
SP '05	2	66	.1	.4	2	26	.1	.2	1	21		.1	3	26	.1	.4	2	16	.1	
WI '05		34				6				6			1	14		.1		7		
FA '04	**	**	**	**	**	**	**	**	**	**	**	**	**	**	**	**	**	**	**	**
SU '04	**	**	**	**	**	**	**	**	**	**	**	**	**	**	**	**	**	**	**	**
4-Book	**	**	**	**	**	**	**	**	**	**	**	**	**	**	**	**	**	**	**	**
SP '04	5	44	.1	.9	7	32	.2	.8	4	20	.1	.5	7	33	.2	1.1	2	24	.1	
KDIF-AM																				
SP '05	10	99	.3	1.8	24	72	.7	2.8	9	42	.2	1.1	7	37	.2	1.0	3	20	.1	
WI '05	7	57	.2	1.2	13	51	.4	1.5	14	32	.4	1.5	5	32	.1	.7	1	8	.6	
FA '04	**	**	**	**	**	**	**	**	**	**	**	**	**	**	**	**	**	**	**	**
SU '04	5	52	.1	1.0	7	25	.2	.9	10	36	.3	1.3	1	7		.2	1	9	.6	
4-Book	**	**	**	**	**	**	**	**	**	**	**	**	**	**	**	**	**	**	**	**
SP '04	6	66	.2	1.1	14	40	.4	1.6	9	41	.3	1.0	2	26	.1	.3	1	12	.5	
KEZY-AM																				
SP '05	2	26	.1	.4	7	26	.2	.8	5	14	.1	.6	2	12	.1	.3	1	7	.6	
WI '05	7	68	.2	1.2	8	37	.2	.9	12	44	.3	1.3	8	25	.2	1.1	3	26	.1	
FA '04	2	43	.1	.4	2	16	.1	.2	3	27	.1	.4	5	22	.1	.7	2	10	.1	
SU '04	6	37	.2	1.2	12	32	.3	1.6	10	32	.3	1.3	4	25	.1	.7	3	21	.1	
4-Book	4	44	.2	.8	7	28	.2	.9	8	29	.2	.9	5	21	.1	.7	2	16	.1	
SP '04	**	**	**	**	**	**	**	**	**	**	**	**	**	**	**	**	**	**	**	**

** Station(s) not reported this survey.

* Listener estimates adjusted for reported broadcast schedule.

+ Station(s) changed call letters - see Page 13.

4-Book: Avg. of current and previous 3 surveys.
2-Book: Avg. of most recent 2 surveys.

Target Listener Trends

Women 35-64

Target Listener Trends - Women 35-64

	Monday-Sunday 6AM-MID				Monday-Friday 6AM-10AM				Monday-Friday 10AM-3PM				Monday-Friday 3PM-7PM				Monday-Friday 7PM-MID			
	AQH (00)	Cume (00)	AQH Rtg	AQH Shr	AQH (00)	Cume (00)	AQH Rtg	AQH Shr	AQH (00)	Cume (00)	AQH Rtg	AQH Shr	AQH (00)	Cume (00)	AQH Rtg	AQH Shr	AQH (00)	Cume (00)	AQH Rtg	AQH Shr
KFRG-FM																				
SP '05	43	529	1.2	7.7	67	323	1.9	7.8	62	328	1.7	7.3	55	373	1.5	8.0	13	122	.4	7.4
WI '05	43	603	1.2	7.4	76	417	2.1	8.5	63	383	1.7	6.9	57	413	1.6	7.9	10	149	.3	6.2
FA '04	60	653	1.7	10.8	91	422	2.5	11.1	104	416	2.9	12.4	70	468	1.9	10.2	21	199	.6	9.2
SU '04	42	671	1.2	8.1	67	360	1.9	8.8	57	412	1.6	7.3	52	431	1.5	8.5	15	184	.4	8.6
4-Book	47	614	1.3	8.5	75	381	2.1	9.1	72	385	2.0	8.5	59	421	1.6	8.7	15	164	.4	7.9
SP '04	42	627	1.2	7.4	67	383	1.9	7.8	49	303	1.4	5.7	53	418	1.5	8.2	15	172	.4	7.3
KGGI-FM																				
SP '05	18	521	.5	3.2	15	225	.4	1.8	26	261	.7	3.1	25	284	.7	3.6	12	145	.3	6.8
WI '05	38	608	1.1	6.6	58	370	1.6	6.5	57	335	1.6	6.2	54	399	1.5	7.5	12	167	.3	7.4
FA '04	28	489	.8	5.0	44	308	1.2	5.4	31	276	.9	3.7	36	258	1.0	5.2	16	157	.4	7.0
SU '04	24	477	.7	4.6	26	197	.7	3.4	43	262	1.2	5.5	31	268	.9	5.0	11	124	.3	6.3
4-Book	27	524	.8	4.9	36	275	1.0	4.3	39	284	1.1	4.6	37	302	1.0	5.3	13	148	.3	6.9
SP '04	20	452	.6	3.5	28	188	.8	3.3	18	210	.5	2.1	17	235	.5	2.6	12	105	.3	5.8
KOLA-FM																				
SP '05	41	620	1.1	7.4	73	388	2.0	8.5	66	351	1.8	7.8	51	360	1.4	7.4	9	127	.2	5.1
WI '05	35	522	1.0	6.0	50	325	1.4	5.6	70	342	1.9	7.6	38	311	1.1	5.3	7	104	.2	4.3
FA '04	26	498	.7	4.7	48	255	1.3	5.8	48	286	1.3	5.7	25	253	.7	3.6	8	101	.2	3.5
SU '04	28	496	.8	5.4	34	251	1.0	4.4	44	303	1.2	5.6	36	286	1.0	5.9	7	117	.2	4.0
4-Book	33	534	.9	5.9	51	305	1.4	6.1	57	321	1.6	6.7	38	303	1.1	5.6	8	112	.2	4.2
SP '04	42	588	1.2	7.4	54	331	1.5	6.3	81	269	2.3	9.3	52	321	1.5	8.0	12	149	.3	5.8
KTDD-AM																				
SP '05	7	47	.2	1.3	11	21	.3	1.3	12	34	.3	1.4	4	20	.1	.6				7
WI '05	4	37	.1	.7	8	37	.2	.9	8	25	.2	.9	3	29	.1	.4				6
FA '04	1	38		.2	4	19	.1	.5	1	13		.1	2	25	.1	.3				
SU '04	2	46	.1	.4	2	19	.1	.3	4	33	.1	.5	2	19	.1	.3				6
4-Book	4	42	.1	.7	6	24	.2	.8	6	26	.2	.7	3	23	.1	.4				5
SP '04	5	81	.1	.9	7	37	.2	.8	10	46	.3	1.2	7	58	.2	1.1				10
KVIE-FM																				
SP '05	7	182	.2	1.3	10	93	.3	1.2	11	98	.3	1.3	5	53	.1	.7	4	55	.1	2.3
WI '05	6	146	.2	1.0	12	93	.3	1.3	5	82	.1	.5	7	86	.2	1.0	2	42	.1	1.2
FA '04	5	210	.1	.9	5	105	.1	.6	3	73	.1	.4	12	132	.3	1.7	3	70	.1	1.3
SU '04	9	211	.3	1.7	5	72	.1	.7	15	91	.4	1.9	13	125	.4	2.1	5	68	.1	2.9
4-Book	7	187	.2	1.2	8	91	.2	1.0	9	86	.2	1.0	9	99	.3	1.4	4	59	.1	1.9
SP '04	8	172	.2	1.4	6	89	.2	.7	9	78	.3	1.0	12	136	.3	1.9	7	43	.2	3.4
KXRS-FM																				
SP '05	10	63	.3	1.8	15	45	.4	1.8	15	52	.4	1.8	10	35	.3	1.4	3	18	.1	1.7
WI '05		13								13				7						
FA '04	1	32		.2	1	28		.1	3	10	.1	.4		5			1	16		.4
SU '04	4	23	.1	.8	10	12	.3	1.3	7	18	.2	.9	2	7	.1	.3	1	7		.6
4-Book	4	33	.1	.7	7	21	.2	.8	6	23	.2	.8	3	14	.1	.4	1	10		.7
SP '04	2	54	.1	.4	3	23	.1	.4	5	30	.1	.6	2	17	.1	.3		12		
KXSB-FM																				
SP '05	6	99	.2	1.1	6	49	.2	.7	3	34	.1	.4	12	57	.3	1.7	3	28	.1	1.7
WI '05	8	135	.2	1.4	6	48	.2	.7	16	85	.4	1.7	11	93	.3	1.5	1	11		.6
FA '04	4	85	.1	.7	10	57	.3	1.2	7	41	.2	.8	4	35	.1	.6	1	16		.4
SU '04	6	104	.2	1.2	7	54	.2	.9	11	71	.3	1.4	4	45	.1	.7	5	45	.1	2.9
4-Book	6	106	.2	1.1	7	52	.2	.9	9	58	.3	1.1	8	58	.2	1.1	3	25	.1	1.4
SP '04	7	90	.2	1.2	8	45	.2	.9	10	32	.3	1.2	6	40	.2	.9	2	33	.1	1.0
KABC-AM																				
SP '05	7	92	.2	1.3	3	33	.1	.4	17	62	.5	2.0	13	53	.4	1.9	3	24	.1	1.7
WI '05	1	56		.2	3	13	.1	.3	3	27	.1	.3	1	15		.1		6		
FA '04	5	98	.1	.9	2	42	.1	.2	20	80	.6	2.4	4	42	.1	.6	1	23		.4
SU '04	3	43	.1	.6	4	24	.1	.5	2	21	.1	.3	3	35	.1	.5	1	14		.6
4-Book	4	72	.1	.8	3	28	.1	.4	11	48	.3	1.3	5	36	.2	.8	1	17		.7
SP '04	4	52	.1	.7	2	21	.1	.2	11	52	.3	1.3	4	17	.1	.6	2	11	.1	1.0

** Station(s) not reported this survey.

* Listener estimates adjusted for reported broadcast schedule.

+ Station(s) changed call letters - see Page 13.

4-Book: Avg. of current and previous 3 surveys.
2-Book: Avg. of most recent 2 surveys.

Target Listener Trends

		Women 35-64																				
		Monday-Sunday 6AM-MID				Monday-Friday 6AM-10AM				Monday-Friday 10AM-3PM				Monday-Friday 3PM-7PM				Monday-Friday 7PM-MID				
		AQH (00)	Cume (00)	AQH Rtg	AQH Shr	AQH (00)	Cume (00)	AQH Rtg	AQH Shr	AQH (00)	Cume (00)	AQH Rtg	AQH Shr	AQH (00)	Cume (00)	AQH Rtg	AQH Shr	AQH (00)	Cume (00)	AQH Rtg	AQH Shr	
KBIG-FM																						
SP '05	16	213	.4	2.9	28	147	.8	3.3	31	119	.9	3.7	19	131	.5	2.7	1	29			.6	
WI '05	15	269	.4	2.6	24	173	.7	2.7	27	151	.7	2.9	17	172	.5	2.4	4	38	.1		2.5	
FA '04	9	219	.2	1.6	10	94	.3	1.2	16	123	.4	1.9	10	82	.3	1.5	3	41	.1		1.3	
SU '04	11	201	.3	2.1	15	104	.4	2.0	20	74	.6	2.5	8	73	.2	1.3	9	38	.3		5.2	
4-Book	13	226	.3	2.3	19	130	.6	2.3	24	117	.7	2.8	14	115	.4	2.0	4	37	.1		2.4	
SP '04	9	187	.3	1.6	14	83	.4	1.6	16	78	.5	1.8	11	93	.3	1.7	2	38	.1		1.0	
KCBS-FM																						
SP '05	21	314	.6	3.8	25	165	.7	2.9	29	183	.8	3.4	24	194	.7	3.5	7	82	.2		4.0	
WI '05	7	284	.2	1.2	6	98	.2	.7	10	143	.3	1.1	11	158	.3	1.5	4	38	.1		2.5	
FA '04	15	295	.4	2.7	19	151	.5	2.3	28	172	.8	3.3	22	197	.6	3.2	3	57	.1		1.3	
SU '04	11	305	.3	2.1	11	109	.3	1.4	19	153	.5	2.4	16	174	.5	2.6	2	54	.1		1.1	
4-Book	14	300	.4	2.5	15	131	.4	1.8	22	163	.6	2.6	18	181	.5	2.7	4	58	.1		2.2	
SP '04	12	251	.3	2.1	10	85	.3	1.2	19	131	.5	2.2	17	151	.5	2.6	6	58	.2		2.9	
KFI -AM																						
SP '05	41	462	1.1	7.4	74	287	2.1	8.7	69	286	1.9	8.2	53	236	1.5	7.7	14	123	.4		8.0	
WI '05	36	477	1.0	6.2	67	291	1.9	7.5	59	265	1.6	6.4	59	302	1.6	8.2	4	44	.1		2.5	
FA '04	40	584	1.1	7.2	65	330	1.8	7.9	75	407	2.1	8.9	52	317	1.4	7.6	8	123	.2		3.5	
SU '04	34	452	1.0	6.6	60	272	1.7	7.8	67	301	1.9	8.5	49	251	1.4	8.0	6	53	.2		3.4	
4-Book	38	494	1.1	6.9	67	295	1.9	8.0	68	315	1.9	8.0	53	277	1.5	7.9	8	86	.2		4.4	
SP '04	36	480	1.0	6.4	71	308	2.0	8.3	67	317	1.9	7.7	39	280	1.1	6.0	8	92	.2		3.9	
KFVB-AM																						
SP '05	1	32		.2		10			1	17		.1		2	10	.1	.3					
WI '05	**	**	**	**	**	**	**	**	**	**	**	**	**	**	**	**	**	**	**	**	**	**
FA '04	1	67		.2	2	25	.1	.2	1	18		.1		2	39	.1	.3					
SU '04	1	26		.2	1	13		.1		14				1	12		.2			1		.6
4-Book	**	**	**	**	**	**	**	**	**	**	**	**	**	**	**	**	**	**	**	**	**	**
SP '04	1	38		.2	2	16	.1	.2	2	16	.1	.2		1	17		.2					
KHHT-FM																						
SP '05	21	277	.6	3.8	29	165	.8	3.4	35	191	1.0	4.1	29	218	.8	4.2	9	77	.2		5.1	
WI '05	27	330	.7	4.7	35	187	1.0	3.9	40	201	1.1	4.4	44	222	1.2	6.1	10	118	.3		6.2	
FA '04	24	300	.7	4.3	17	153	.5	2.1	28	181	.8	3.3	32	189	.9	4.7	18	123	.5		7.9	
SU '04	13	251	.4	2.5	13	134	.4	1.7	16	156	.5	2.0	17	146	.5	2.8	12	79	.3		6.9	
4-Book	21	290	.6	3.8	24	160	.7	2.8	30	182	.9	3.5	31	194	.9	4.5	12	99	.3		6.5	
SP '04	17	319	.5	3.0	27	172	.8	3.2	24	172	.7	2.8	20	164	.6	3.1	9	85	.3		4.4	
KIIS-FM																						
SP '05	12	320	.3	2.2	22	182	.6	2.6	12	123	.3	1.4	17	172	.5	2.5	3	69	.1		1.7	
WI '05	10	281	.3	1.7	16	145	.4	1.8	18	148	.5	2.0	12	160	.3	1.7	2	40	.1		1.2	
FA '04	7	254	.2	1.3	11	144	.3	1.3	8	132	.2	1.0	9	133	.2	1.3	2	77	.1		.9	
SU '04	9	266	.3	1.7	9	86	.3	1.2	12	130	.3	1.5	15	127	.4	2.4	4	85	.1		2.3	
4-Book	10	280	.3	1.7	15	139	.4	1.7	13	133	.3	1.5	13	148	.4	2.0	3	68	.1		1.5	
SP '04	10	298	.3	1.8	20	127	.6	2.3	10	154	.3	1.2	17	159	.5	2.6	3	63	.1		1.5	
KKBT-FM																						
SP '05	8	202	.2	1.4	20	133	.6	2.3	9	110	.2	1.1	6	104	.2	.9	6	55	.2		3.4	
WI '05	14	237	.4	2.4	37	193	1.0	4.1	11	54	.3	1.2	16	98	.4	2.2	4	44	.1		2.5	
FA '04	11	183	.3	2.0	33	115	.9	4.0	8	80	.2	1.0	8	99	.2	1.2	6	49	.2		2.6	
SU '04	8	161	.2	1.5	22	81	.6	2.9	11	89	.3	1.4	6	69	.2	1.0	2	24	.1		1.1	
4-Book	10	196	.3	1.8	28	131	.8	3.3	10	83	.3	1.2	9	93	.3	1.3	5	43	.2		2.4	
SP '04	10	191	.3	1.8	29	146	.8	3.4	9	55	.3	1.0	9	77	.3	1.4	2	52	.1		1.0	
KLAC-AM																						
SP '05		11				6								6						5		
WI '05		29			1	13		.1						7					8			
FA '04	3	50	.1	.5	2	9	.1	.2	10	27	.3	1.2	1	21		.1	1	28			.4	
SU '04	**	**	**	**	**	**	**	**	**	**	**	**	**	**	**	**	**	**	**	**	**	**
4-Book	**	**	**	**	**	**	**	**	**	**	**	**	**	**	**	**	**	**	**	**	**	**
SP '04	1	66		.2	1	16		.1	1	24		.1	1	22		.2						

** Station(s) not reported this survey. * Listener estimates adjusted for reported broadcast schedule. + Station(s) changed call letters - see Page 13. 4-Book: Avg. of current and previous 3 surveys. 2-Book: Avg. of most recent 2 surveys.

Target Listener Trends

Women 35-64

	Monday-Sunday 6AM-MID				Monday-Friday 6AM-10AM				Monday-Friday 10AM-3PM				Monday-Friday 3PM-7PM				Monday-Friday 7PM-MID			
	AQH (00)	Cume (00)	AQH Rtg	AQH Shr	AQH (00)	Cume (00)	AQH Rtg	AQH Shr	AQH (00)	Cume (00)	AQH Rtg	AQH Shr	AQH (00)	Cume (00)	AQH Rtg	AQH Shr	AQH (00)	Cume (00)	AQH Rtg	AQH Shr
KLAX-FM																				
SP '05	4	106	.1	.7	5	50	.1	.6	6	75	.2	.7	5	49	.1	.7	1	10		.6
WI '05	9	88	.2	1.6	17	53	.5	1.9	12	57	.3	1.3	7	30	.2	1.0	3	18	.1	1.9
FA '04	7	91	.2	1.3	10	44	.3	1.2	10	67	.3	1.2	6	35	.2	.9	4	21	.1	1.7
SU '04	7	101	.2	1.4	8	60	.2	1.0	5	47	.1	.6	10	41	.3	1.6	3	17	.1	1.7
4-Book	7	97	.2	1.3	10	52	.3	1.2	8	62	.2	1.0	7	39	.2	1.1	3	17	.1	1.5
SP '04	16	128	.5	2.8	38	96	1.1	4.4	19	83	.5	2.2	10	58	.3	1.5	8	35	.2	3.9
KLOS-FM																				
SP '05	18	270	.5	3.2	46	174	1.3	5.4	25	123	.7	3.0	20	143	.6	2.9	3	36	.1	1.7
WI '05	9	231	.2	1.6	25	116	.7	2.8	13	65	.4	1.4	7	112	.2	1.0	2	34	.1	1.2
FA '04	10	235	.3	1.8	23	147	.6	2.8	13	102	.4	1.5	12	90	.3	1.7	3	35	.1	1.3
SU '04	8	258	.2	1.5	21	97	.6	2.7	11	107	.3	1.4	7	81	.2	1.1	2	54	.1	1.1
4-Book	11	249	.3	2.0	29	134	.8	3.4	16	99	.5	1.8	12	107	.3	1.7	3	40	.1	1.3
SP '04	9	226	.3	1.6	19	127	.5	2.2	11	100	.3	1.3	10	94	.3	1.5	3	44	.1	1.5
KLXS-FM																				
SP '05	6	75	.2	1.1	10	36	.3	1.2	18	59	.5	2.1	2	28	.1	.3		6		
WI '05	4	77	.1	.7	4	22	.1	.4	8	47	.2	.9	9	36	.2	1.3		7		
FA '04	6	133	.2	1.1	12	49	.3	1.5	14	81	.4	1.7	5	76	.1	.7	2	31	.1	.9
SU '04	3	75	.1	.6	8	44	.2	1.0	4	51	.1	.5	1	23		.2	1	18		.6
4-Book	5	90	.2	.9	9	38	.2	1.0	11	60	.3	1.3	4	41	.1	.6	1	16		.4
SP '04	5	121	.1	.9	8	40	.2	.9	9	78	.3	1.0	6	67	.2	.9	3	46	.1	1.5
KLVE-FM																				
SP '05	26	340	.7	4.7	45	211	1.2	5.3	34	178	.9	4.0	27	173	.7	3.9	11	119	.3	6.3
WI '05	15	289	.4	2.6	20	126	.6	2.2	21	180	.6	2.3	18	141	.5	2.5	4	60	.1	2.5
FA '04	17	308	.5	3.0	23	151	.6	2.8	21	150	.6	2.5	25	201	.7	3.6	7	103	.2	3.1
SU '04	23	283	.7	4.4	39	175	1.1	5.1	38	190	1.1	4.8	20	109	.6	3.3	11	124	.3	6.3
4-Book	20	305	.6	3.7	32	166	.9	3.9	29	175	.8	3.4	23	156	.6	3.3	8	102	.2	4.6
SP '04	24	327	.7	4.2	31	164	.9	3.6	41	189	1.2	4.7	33	190	.9	5.1	13	124	.4	6.3
KLYY-FM																				
SP '05	24	332	.7	4.3	29	142	.8	3.4	52	216	1.4	6.2	21	150	.6	3.0	4	66	.1	2.3
WI '05	27	334	.7	4.7	34	172	.9	3.8	59	244	1.6	6.4	13	130	.4	1.8	10	76	.3	6.2
FA '04	20	299	.6	3.6	16	158	.4	1.9	41	222	1.1	4.9	19	175	.5	2.8	8	99	.2	3.5
SU '04	18	272	.5	3.5	21	144	.6	2.7	33	175	.9	4.2	21	138	.6	3.4	4	62	.1	2.3
4-Book	22	309	.6	4.0	25	154	.7	3.0	46	214	1.3	5.4	19	148	.5	2.8	7	76	.2	3.6
SP '04	33	333	.9	5.8	36	169	1.0	4.2	63	260	1.8	7.3	37	171	1.0	5.7	9	77	.3	4.4
KMXE-AM																				
SP '05	4	43	.1	.7	4	23	.1	.5	13	27	.4	1.5	4	14	.1	.6		11		
WI '05	**	**	**	**	**	**	**	**	**	**	**	**	**	**	**	**	**	**	**	**
FA '04	6	59	.2	1.1	6	24	.2	.7	11	47	.3	1.3	5	26	.1	.7	2	12	.1	.9
SU '04	**	**	**	**	**	**	**	**	**	**	**	**	**	**	**	**	**	**	**	**
4-Book	**	**	**	**	**	**	**	**	**	**	**	**	**	**	**	**	**	**	**	**
SP '04	2	40	.1	.4	4	28	.1	.5	3	32	.1	.3	1	8		.2				
KMZT-FM																				
SP '05	1	51		.2	1	23		.1	3	39	.1	.4	3	18	.1	.4		6		
WI '05	7	80	.2	1.2	10	32	.3	1.1	14	56	.4	1.5	11	56	.3	1.5	2	30	.1	1.2
FA '04	4	68	.1	.7	6	63	.2	.7	8	27	.2	1.0	6	54	.2	.9		17		
SU '04	4	80	.1	.8	9	18	.3	1.2	2	40	.1	.3	3	41	.1	.5	1	12		.6
4-Book	4	70	.1	.7	7	34	.2	.8	7	41	.2	.8	6	42	.2	.8	1	16		.5
SP '04	2	105	.1	.4	2	19	.1	.2	4	64	.1	.5	5	76	.1	.8		11		
KNX -AM																				
SP '05	8	170	.2	1.4	14	83	.4	1.6	8	90	.2	.9	19	82	.5	2.7		24		
WI '05	5	206	.1	.9	7	82	.2	.8	4	113	.1	.4	11	119	.3	1.5	2	31	.1	1.2
FA '04	5	203	.1	.9	7	67	.2	.9	5	85	.1	.6	7	94	.2	1.0	2	54	.1	.9
SU '04	7	177	.2	1.4	13	88	.4	1.7	8	92	.2	1.0	4	56	.1	.7	1	33		.6
4-Book	6	189	.2	1.2	10	80	.3	1.3	6	95	.2	.7	10	88	.3	1.5	1	36	.1	.7
SP '04	3	145	.1	.5	4	69	.1	.5	2	44	.1	.2	5	75	.1	.8		13		

Target Listener Trends - Women 35-64

** Station(s) not reported this survey.

* Listener estimates adjusted for reported broadcast schedule.

+ Station(s) changed call letters - see Page 13.

4-Book: Avg. of current and previous 3 surveys.
2-Book: Avg. of most recent 2 surveys.

Target Listener Trends

Women 35-64																				
Monday-Sunday 6AM-MID				Monday-Friday 6AM-10AM				Monday-Friday 10AM-3PM				Monday-Friday 3PM-7PM				Monday-Friday 7PM-MID				
AQH (00)	Cume (00)	AQH Rtg	AQH Shr	AQH (00)	Cume (00)	AQH Rtg	AQH Shr	AQH (00)	Cume (00)	AQH Rtg	AQH Shr	AQH (00)	Cume (00)	AQH Rtg	AQH Shr	AQH (00)	Cume (00)	AQH Rtg	AQH Shr	
KOST-FM																				
SP '05	23	470	.6	4.1	22	190	.6	2.6	44	249	1.2	5.2	31	259	.9	4.5	10	142	.3	5.7
WI '05	19	458	.5	3.3	25	242	.7	2.8	34	251	.9	3.7	26	285	.7	3.6	3	78	.1	1.9
FA '04	30	456	.8	5.4	45	313	1.2	5.5	44	244	1.2	5.2	40	215	1.1	5.8	8	107	.2	3.5
SU '04	27	396	.8	5.2	43	210	1.2	5.6	40	183	1.1	5.1	43	226	1.2	7.0	9	114	.3	5.2
4-Book	25	445	.7	4.5	34	239	.9	4.1	41	232	1.1	4.8	35	246	1.0	5.2	8	110	.2	4.1
SP '04	21	369	.6	3.7	17	136	.5	2.0	32	160	.9	3.7	33	174	.9	5.1	15	69	.4	7.3
KPLM-FM																				
SP '05	2	58	.1	.4	4	41	.1	.5	2	29	.1	.2	4	29	.1	.6	1	23		.6
WI '05	2	12	.1	.3	3	5	.1	.3	4	5	.1	.4	3	12	.1	.4				
FA '04	**	**	**	**	**	**	**	**	**	**	**	**	**	**	**	**	**	**	**	**
SU '04	**	**	**	**	**	**	**	**	**	**	**	**	**	**	**	**	**	**	**	**
4-Book	**	**	**	**	**	**	**	**	**	**	**	**	**	**	**	**	**	**	**	**
SP '04	12	63	.3	2.1	15	30	.4	1.8	17	50	.5	2.0	10	38	.3	1.5	9	30	.3	4.4
KPVR-FM																				
SP '05	3	75	.1	.5	6	34	.2	.7	4	52	.1	.5	4	56	.1	.6	1	27		.6
WI '05	2	74	.1	.3	3	28	.1	.3	2	34	.1	.2	3	37	.1	.4	2	33	.1	1.2
FA '04	2	106	.1	.4	5	47	.1	.6	2	28	.1	.2	2	39	.1	.3	1	34		.4
SU '04	3	95	.1	.6	5	54	.1	.7	3	40	.1	.4	5	75	.1	.8	1	40		.6
4-Book	3	88	.1	.5	5	41	.1	.6	3	39	.1	.3	4	52	.1	.5	1	34		.7
SP '04	2	80	.1	.4	2	18	.1	.2	3	25	.1	.3	2	46	.1	.3	2	12	.1	1.0
KRCV-FM																				
SP '05	4	89	.1	.7	5	41	.1	.6	9	67	.2	1.1	2	56	.1	.3	1	12		.6
WI '05	3	45	.1	.5	7	33	.2	.8	6	32	.2	.7	4	26	.1	.6				
FA '04	**	**	**	**	**	**	**	**	**	**	**	**	**	**	**	**	**	**	**	**
SU '04	2	42	.1	.4	3	20	.1	.4	4	25	.1	.5		5			2	15	.1	1.1
4-Book	**	**	**	**	**	**	**	**	**	**	**	**	**	**	**	**	**	**	**	**
SP '04	2	27	.1	.4	2	13	.1	.2	2	21	.1	.2	1	8		.2				
KROQ-FM																				
SP '05	2	128	.1	.4	2	40	.1	.2	3	35	.1	.4	1	30		.1		17		
WI '05	8	150	.2	1.4	10	75	.3	1.1	5	74	.1	.5	13	104	.4	1.8	4	19	.1	2.5
FA '04	3	106	.1	.5	7	46	.2	.9	4	35	.1	.5	4	43	.1	.6		17		
SU '04	4	126	.1	.8	6	32	.2	.8	4	46	.1	.5	7	81	.2	1.1	1	24		.6
4-Book	4	128	.1	.8	6	48	.2	.8	4	48	.1	.5	6	65	.2	.9	1	19		.8
SP '04	2	113	.1	.4	5	61	.1	.6	3	39	.1	.3	3	37	.1	.5	1	44		.5
KRTH-FM																				
SP '05	9	213	.2	1.6	10	107	.3	1.2	13	112	.4	1.5	10	118	.3	1.4	3	44	.1	1.7
WI '05	10	316	.3	1.7	9	108	.2	1.0	18	166	.5	2.0	12	139	.3	1.7	2	56	.1	1.2
FA '04	8	209	.2	1.4	8	97	.2	1.0	11	78	.3	1.3	8	83	.2	1.2	5	26	.1	2.2
SU '04	11	347	.3	2.1	13	125	.4	1.7	15	139	.4	1.9	16	118	.5	2.6	3	81	.1	1.7
4-Book	10	271	.3	1.7	10	109	.3	1.2	14	124	.4	1.7	12	115	.3	1.7	3	52	.1	1.7
SP '04	9	266	.3	1.6	12	112	.3	1.4	10	99	.3	1.2	13	126	.4	2.0	2	53	.1	1.0
KSCA-FM																				
SP '05	5	134	.1	.9	11	79	.3	1.3	5	76	.1	.6	7	69	.2	1.0	2	19	.1	1.1
WI '05	11	192	.3	1.9	28	113	.8	3.1	19	129	.5	2.1	7	61	.2	1.0	1	25		.6
FA '04	8	176	.2	1.4	14	99	.4	1.7	10	108	.3	1.2	5	53	.1	.7	2	40	.1	.9
SU '04	10	139	.3	1.9	24	90	.7	3.1	10	79	.3	1.3	10	52	.3	1.6	1	11		.6
4-Book	9	160	.2	1.5	19	95	.6	2.3	11	98	.3	1.3	7	59	.2	1.1	2	24	.1	.8
SP '04	8	143	.2	1.4	14	83	.4	1.6	11	97	.3	1.3	9	76	.3	1.4	2	12	.1	1.0
KSSE-FM																				
SP '05	2	75	.1	.4	6	45	.2	.7	1	18		.1	5	51	.1	.7		7		
WI '05	5	56	.1	.9	7	25	.2	.8	10	50	.3	1.1	9	44	.2	1.3	1	12		.6
FA '04	1	37		.2	2	25	.1	.2	1	24		.1	1	10		.1				
SU '04	4	115	.1	.8	7	46	.2	.9	3	38	.1	.4	6	85	.2	1.0	1	21		.6
4-Book	3	71	.1	.6	6	35	.2	.7	4	33	.1	.4	5	48	.1	.8	1	10		.3
SP '04	3	71	.1	.5	6	36	.2	.7	6	26	.2	.7	2	33	.1	.3	1	20		.5

** Station(s) not reported this survey.

* Listener estimates adjusted for reported broadcast schedule.

+ Station(s) changed call letters - see Page 13.

4-Book: Avg. of current and previous 3 surveys.
2-Book: Avg. of most recent 2 surveys.

Target Listener Trends

Women 35-64

	Monday-Sunday 6AM-MID				Monday-Friday 6AM-10AM				Monday-Friday 10AM-3PM				Monday-Friday 3PM-7PM				Monday-Friday 7PM-MID			
	AQH (00)	Cume (00)	AQH Rtg	AQH Shr	AQH (00)	Cume (00)	AQH Rtg	AQH Shr	AQH (00)	Cume (00)	AQH Rtg	AQH Shr	AQH (00)	Cume (00)	AQH Rtg	AQH Shr	AQH (00)	Cume (00)	AQH Rtg	AQH Shr
KTWV-FM																				
SP '05	18	270	.5	3.2	22	136	.6	2.6	30	139	.8	3.6	27	202	.7	3.9	3	56	.1	1.7
WI '05	24	346	.7	4.1	35	219	1.0	3.9	46	188	1.3	5.0	25	206	.7	3.5	6	99	.2	3.7
FA '04	25	338	.7	4.5	29	153	.8	3.5	37	128	1.0	4.4	40	201	1.1	5.8	12	132	.3	5.2
SU '04	25	326	.7	4.8	27	171	.8	3.5	44	230	1.2	5.6	37	226	1.0	6.0	6	88	.2	3.4
4-Book	23	320	.7	4.2	28	170	.8	3.4	39	171	1.1	4.7	32	209	.9	4.8	7	94	.2	3.5
SP '04	20	293	.6	3.5	28	147	.8	3.3	33	126	.9	3.8	18	155	.5	2.8	2	40	.1	1.0
KWVE-FM																				
SP '05	6	169	.2	1.1	14	105	.4	1.6	5	78	.1	.6	10	92	.3	1.4	1	29		.6
WI '05	21	220	.6	3.6	27	156	.7	3.0	23	124	.6	2.5	26	127	.7	3.6	10	44	.3	6.2
FA '04	10	177	.3	1.8	13	86	.4	1.6	9	77	.2	1.1	12	92	.3	1.7	4	46	.1	1.7
SU '04	12	231	.3	2.3	24	141	.7	3.1	12	103	.3	1.5	11	141	.3	1.8	7	98	.2	4.0
4-Book	12	199	.4	2.2	20	122	.6	2.3	12	96	.3	1.4	15	113	.4	2.1	6	54	.2	3.1
SP '04	19	268	.5	3.4	31	163	.9	3.6	26	129	.7	3.0	22	163	.6	3.4	6	46	.2	2.9
KYSR-FM																				
SP '05	2	71	.1	.4	3	40	.1	.4		17			4	39	.1	.6		11		
WI '05	4	96	.1	.7	3	40	.1	.3	6	64	.2	.7	6	63	.2	.8	2	25	.1	1.2
FA '04	3	90	.1	.5	5	46	.1	.6	4	39	.1	.5	5	25	.1	.7	1	23		.4
SU '04	4	85	.1	.8	4	41	.1	.5	10	45	.3	1.3	5	42	.1	.8		8		
4-Book	3	86	.1	.6	4	42	.1	.5	5	41	.2	.6	5	42	.1	.7	1	17		.4
SP '04	2	79	.1	.4	7	49	.2	.8	2	31	.1	.2	2	30	.1	.3				
KZLA-FM																				
SP '05	6	152	.2	1.1	12	95	.3	1.4	7	64	.2	.8	10	80	.3	1.4	1	31		.6
WI '05	10	250	.3	1.7	17	144	.5	1.9	14	85	.4	1.5	13	120	.4	1.8	2	48	.1	1.2
FA '04	6	144	.2	1.1	9	69	.2	1.1	7	64	.2	.8	9	84	.2	1.3	1	39		.4
SU '04	7	216	.2	1.4	8	88	.2	1.0	11	110	.3	1.4	11	141	.3	1.8	2	33	.1	1.1
4-Book	7	191	.2	1.3	12	99	.3	1.4	10	81	.3	1.1	11	106	.3	1.6	2	38	.1	.8
SP '04	11	178	.3	1.9	18	91	.5	2.1	17	82	.5	2.0	14	107	.4	2.2	2	47	.1	1.0
TOTALS																				
SP '05	556	3430	15.4		855	2906	23.7		844	2816	23.4		691	2847	19.1		176	1444	4.9	
WI '05	579	3515	16.0		896	3054	24.8		919	2899	25.5		717	2973	19.9		162	1326	4.5	
FA '04	558	3450	15.5		822	3013	22.8		840	2771	23.3		688	2848	19.1		229	1674	6.3	
SU '04	518	3347	14.7		765	2749	21.7		786	2707	22.3		615	2783	17.4		174	1571	4.9	
4-Book	553	3436	15.4		835	2931	23.3		847	2798	23.6		678	2863	18.9		185	1504	5.2	
SP '04	565	3373	16.0		854	2862	24.2		867	2664	24.6		648	2758	18.4		206	1513	5.8	

** Station(s) not reported this survey.

* Listener estimates adjusted for reported broadcast schedule.

+ Station(s) changed call letters - see Page 13.

4-Book: Avg. of current and previous 3 surveys.
2-Book: Avg. of most recent 2 surveys.

Target Listener Trends - Women 35-64

Target Listener Estimates

Women 35-64																					
Monday-Friday 6AM-7PM				Weekend 6AM-MID				Saturday 6AM-10AM				Saturday 10AM-3PM				Saturday 3PM-7PM					
AQH (00)	Cume (00)	AQH Rtg	AQH Shr	AQH (00)	Cume (00)	AQH Rtg	AQH Shr	AQH (00)	Cume (00)	AQH Rtg	AQH Shr	AQH (00)	Cume (00)	AQH Rtg	AQH Shr	AQH (00)	Cume (00)	AQH Rtg	AQH Shr		
KAEH-FM																					
SP '05	1	15	.1	.1	1	9	.1	.3													
4-Book	5	47	.1	.6	3	30	.1	.9	6	9	.2	1.4	4	12	.1	.6	4	13	.1	.8	
KATY-FM																					
SP '05	13	168	.4	1.6	5	70	.1	1.3	2	10	.1	.4	13	28	.4	2.1	7	23	.2	1.6	
4-Book	**	**	**	**	**	**	**	**	**	**	**	**	**	**	**	**	**	**	**	**	
KCAL-AM																					
SP '05	4	45	.1	.5	5	28	.1	1.3	8	15	.2	1.7	3	10	.1	.5	7	18	.2	1.6	
4-Book	**	**	**	**	**	**	**	**	**	**	**	**	**	**	**	**	**	**	**	**	
KCAL-FM																					
SP '05	9	131	.2	1.1	8	82	.2	2.1	6	25	.2	1.3	9	39	.2	1.4	14	33	.4	3.2	
4-Book	10	174	.3	1.3	7	92	.2	1.8	5	20	.1	1.1	13	50	.4	2.0	11	30	.3	2.5	
KCXX-FM																					
SP '05	6	107	.2	.8	5	77	.1	1.3	7	30	.2	1.5	16	36	.4	2.5	5	12	.1	1.1	
4-Book	5	90	.2	.6	3	55	.1	.7	2	9	.1	.4	7	25	.2	1.1	3	11	.1	.6	
+KDAI-FM																					
SP '05	2	48	.1	.3	2	33	.1	.5	4	10	.1	.9	5	15	.1	.8	7	19	.2	1.6	
4-Book	**	**	**	**	**	**	**	**	**	**	**	**	**	**	**	**	**	**	**	**	
KDIF-AM																					
SP '05	13	93	.4	1.6	8	57	.2	2.1	14	27	.4	3.0	12	24	.3	1.9	6	15	.2	1.4	
4-Book	**	**	**	**	**	**	**	**	**	**	**	**	**	**	**	**	**	**	**	**	
KEZY-AM																					
SP '05	4	26	.1	.5		5												2	5	.1	.5
4-Book	6	39	.2	.8	3	19	.1	.7	3	7	.1	.6	4	10	.1	.6	4	6	.1	.8	
KFRG-FM																					
SP '05	62	485	1.7	7.8	31	298	.9	8.2	36	117	1.0	7.8	67	190	1.9	10.6	46	133	1.3	10.6	
4-Book	69	568	1.9	8.7	31	315	.9	8.2	36	111	1.0	8.3	57	175	1.6	8.9	44	131	1.3	9.9	
KGGI-FM																					
SP '05	22	428	.6	2.8	14	240	.4	3.7	8	37	.2	1.7	15	70	.4	2.4	11	49	.3	2.5	
4-Book	37	454	1.1	4.7	19	246	.5	5.0	15	48	.4	3.3	21	78	.6	3.3	18	54	.5	4.1	
KOLA-FM																					
SP '05	64	576	1.8	8.0	23	287	.6	6.1	38	100	1.1	8.2	37	99	1.0	5.9	9	54	.2	2.1	
4-Book	50	482	1.4	6.3	20	248	.6	5.4	27	90	.8	6.2	38	118	1.1	6.0	20	75	.6	4.5	
KTDD-AM																					
SP '05	9	40	.2	1.1	7	21	.2	1.9	11	14	.3	2.4	13	21	.4	2.1	7	7	.2	1.6	
4-Book	5	36	.2	.6	3	17	.1	.8	3	6	.1	.7	5	8	.1	.8	3	6	.1	.7	
KWIE-FM																					
SP '05	9	149	.2	1.1	6	116	.2	1.6	3	12	.1	.6	11	34	.3	1.7	8	35	.2	1.8	
4-Book	9	156	.2	1.1	5	90	.2	1.4	4	12	.1	.8	10	31	.3	1.6	7	27	.2	1.5	
KXRS-FM																					
SP '05	14	63	.4	1.8	8	39	.2	2.1	11	26	.3	2.4	19	28	.5	3.0	12	18	.3	2.8	
4-Book	5	32	.2	.7	3	24	.1	.7	5	12	.1	1.1	7	17	.2	1.1	4	8	.1	.9	
KXSB-FM																					
SP '05	7	93	.2	.9	7	48	.2	1.9	7	15	.2	1.5	13	20	.4	2.1	9	22	.2	2.1	
4-Book	8	99	.2	1.0	6	53	.2	1.5	4	10	.1	.8	13	29	.4	2.0	5	15	.1	1.0	
KABC-AM																					
SP '05	11	92	.3	1.4	2	35	.1	.5	5	14	.1	1.1	1	19	.2		7	12	.2	1.6	
4-Book	7	69	.2	.8	2	21	.1	.5	3	7	.1	.6	2	10	.1	.3	3	10	.1	.7	
KBIG-FM																					
SP '05	27	192	.7	3.4	7	86	.2	1.9	10	33	.3	2.2	11	35	.3	1.7	9	44	.2	2.1	
4-Book	19	191	.5	2.4	7	95	.2	1.8	8	23	.2	1.8	12	26	.4	1.8	8	35	.2	1.9	

** Station(s) not reported this survey.

* Listener estimates adjusted for reported broadcast schedule.

+ Station(s) changed call letters - see Page 13.

4-Book: Avg. of current and previous 3 surveys.
2-Book: Avg. of most recent 2 surveys.

Target Listener Estimates

Women 35-64

	Monday-Friday 6AM-7PM				Weekend 6AM-MID				Saturday 6AM-10AM				Saturday 10AM-3PM				Saturday 3PM-7PM			
	AQH (00)	Cume (00)	AQH Rtg	AQH Shr	AQH (00)	Cume (00)	AQH Rtg	AQH Shr	AQH (00)	Cume (00)	AQH Rtg	AQH Shr	AQH (00)	Cume (00)	AQH Rtg	AQH Shr	AQH (00)	Cume (00)	AQH Rtg	AQH Shr
KCBS-FM																				
SP '05	26	273	.7	3.3	20	182	.6	5.3	12	52	.3	2.6	26	79	.7	4.1	26	70	.7	6.0
4-Book	19	260	.5	2.4	11	137	.3	2.8	10	44	.3	2.2	17	65	.5	2.6	15	58	.4	3.4
KFI -AM																				
SP '05	66	424	1.8	8.3	15	221	.4	4.0	33	103	.9	7.1	19	62	.5	3.0	6	31	.2	1.4
4-Book	63	458	1.8	8.0	12	185	.3	3.3	34	89	1.0	7.7	17	70	.5	2.6	10	34	.3	2.2
KFWB-AM																				
SP '05	1	21	.1	.1		11												5		
4-Book	**	**	**	**	**	**	**	**	**	**	**	**	**	**	**	**	**	**	**	**
KHHT-FM																				
SP '05	31	272	.9	3.9	10	166	.3	2.7	19	54	.5	4.1	16	68	.4	2.5	15	63	.4	3.4
4-Book	28	262	.8	3.5	15	166	.4	4.0	19	55	.5	4.2	27	79	.7	4.1	24	63	.7	5.3
KIIS-FM																				
SP '05	17	271	.5	2.1	10	137	.3	2.7	14	37	.4	3.0	19	72	.5	3.0	7	38	.2	1.6
4-Book	13	235	.4	1.7	8	131	.2	2.1	10	36	.3	2.1	16	69	.4	2.5	10	39	.3	2.2
KKBT-FM																				
SP '05	11	190	.3	1.4	4	83	.1	1.1	2	18	.1	.4	6	31	.2	1.0	1	5	.1	.2
4-Book	15	180	.4	1.9	5	91	.1	1.3	7	24	.2	1.4	10	36	.3	1.6	6	18	.1	1.3
KLAC-AM																				
SP '05		6				6							1	6		.2		6		
4-Book	**	**	**	**	**	**	**	**	**	**	**	**	**	**	**	**	**	**	**	**
KLAX-FM																				
SP '05	5	101	.1	.6	3	39	.1	.8	4	10	.1	.9	2	10	.1	.3	8	14	.2	1.8
4-Book	8	86	.2	1.0	6	49	.2	1.5	10	19	.3	2.1	7	19	.2	1.1	7	16	.2	1.6
KLOS-FM																				
SP '05	30	241	.8	3.8	8	131	.2	2.1	15	51	.4	3.2	16	44	.4	2.5	5	25	.1	1.1
4-Book	19	211	.5	2.4	5	91	.1	1.3	6	25	.2	1.3	8	34	.2	1.3	7	20	.2	1.6
KLSX-FM																				
SP '05	11	75	.3	1.4																
4-Book	9	89	.2	1.1	9			.1	1	1		.2	3			.1	1	3		.2
KLVE-FM																				
SP '05	35	291	1.0	4.4	18	186	.5	4.8	36	91	1.0	7.8	29	88	.8	4.6	14	33	.4	3.2
4-Book	28	262	.8	3.6	15	165	.4	4.0	23	60	.6	5.2	28	83	.8	4.4	16	35	.5	3.5
KLYY-FM																				
SP '05	35	299	1.0	4.4	19	177	.5	5.1	26	61	.7	5.6	39	92	1.1	6.2	19	63	.5	4.4
4-Book	31	290	.9	4.0	17	170	.5	4.5	21	57	.6	4.6	33	90	.9	5.1	16	46	.4	3.5
KMXE-AM																				
SP '05	7	37	.2	.9	1	24		.3	2	7	.1	.4	4	13	.1	.6				
4-Book	**	**	**	**	**	**	**	**	**	**	**	**	**	**	**	**	**	**	**	**
KMZT-FM																				
SP '05	2	51	.1	.3	1	18		.3	1	11		.2	1	6		.2				
4-Book	7	65	.2	.8	2	29	.1	.6	4	12	.1	1.0	3	8	.1	.5	1	4		.2
KNX -AM																				
SP '05	13	144	.4	1.6	3	60	.1	.8	3	15	.1	.6	1	5		.2	7	31	.2	1.6
4-Book	9	160	.3	1.1	5	83	.1	1.4	5	16	.2	1.2	5	24	.1	.8	7	24	.2	1.5
KOST-FM																				
SP '05	33	404	.9	4.1	15	239	.4	4.0	8	46	.2	1.7	28	93	.8	4.4	16	37	.4	3.7
4-Book	37	381	1.0	4.7	16	205	.4	4.3	16	57	.4	3.6	34	87	.9	5.3	21	51	.6	4.7
KPLM-FM																				
SP '05	3	46	.1	.4	2	23	.1	.5	2	5	.1	.4	3	11	.1	.5		6		
4-Book	**	**	**	**	**	**	**	**	**	**	**	**	**	**	**	**	**	**	**	**

Target Listener Estimates - Women 35-64

** Station(s) not reported this survey.

* Listener estimates adjusted for reported broadcast schedule.

+ Station(s) changed call letters - see Page 13.

4-Book: Avg. of current and previous 3 surveys.
2-Book: Avg. of most recent 2 surveys.

Target Listener Estimates

		Women 35-64																				
		Monday-Friday 6AM-7PM				Weekend 6AM-MID				Saturday 6AM-10AM				Saturday 10AM-3PM				Saturday 3PM-7PM				
		AQH (00)	Cume (00)	AQH Rtg	AQH Shr	AQH (00)	Cume (00)	AQH Rtg	AQH Shr	AQH (00)	Cume (00)	AQH Rtg	AQH Shr	AQH (00)	Cume (00)	AQH Rtg	AQH Shr	AQH (00)	Cume (00)	AQH Rtg	AQH Shr	
KPWR-FM																						
SP '05		5	75	.1	.6	1	16	.3		2	6	.1	.4	2	5	.1	.3	2	10	.1	.5	
4-Book		4	79	.1	.5	1	32	.4		2	7	.1	.5	3	14	.1	.5	3	9	.1	.6	
KRCV-FM																						
SP '05		5	80	.1	.6	4	40	.1	1.1	4	9	.1	.9	7	9	.2	1.1	7	12	.2	1.6	
4-Book	**	**	**	**	**	**	**	**	**	**	**	**	**	**	**	**	**	**	**	**	**	
KROQ-FM																						
SP '05		2	77	.1	.3	2	72	.1	.5	2	13	.1	.4	3	32	.1	.5	4	28	.1	.9	
4-Book		6	97	.2	.7	4	67	.1	1.1	2	11	.1	.5	8	34	.2	1.2	5	22	.1	1.2	
KRTH-FM																						
SP '05		11	184	.3	1.4	8	100	.2	2.1	8	25	.2	1.7	21	51	.6	3.3	6	34	.2	1.4	
4-Book		12	211	.3	1.6	8	130	.2	2.2	5	20	.2	1.2	21	67	.6	3.2	9	39	.3	2.0	
KSCA-FM																						
SP '05		7	117	.2	.9	4	67	.1	1.1	3	12	.1	.6	12	48	.3	1.9	5	5	.1	1.1	
4-Book		12	139	.3	1.5	7	76	.2	1.8	16	32	.5	3.7	14	42	.4	2.1	4	12	.1	.9	
KSSE-FM																						
SP '05		4	70	.1	.5	1	26	.3						1	9	.2		4	12	.1	.9	
4-Book		5	68	.1	.6	2	29	.1	.5	2	6	.1	.3	3	9	.1	.4	3	8	.1	.7	
KTWV-FM																						
SP '05		26	246	.7	3.3	13	135	.4	3.5	9	30	.2	1.9	20	41	.6	3.2	26	59	.7	6.0	
4-Book		33	279	.9	4.2	15	178	.4	4.1	12	41	.4	2.7	29	81	.8	4.5	25	71	.7	5.4	
KWVE-FM																						
SP '05		9	144	.2	1.1	4	68	.1	1.1	7	27	.2	1.5	3	21	.1	.5	3	17	.1	.7	
4-Book		15	172	.4	1.9	12	121	.4	3.2	12	42	.3	2.7	15	44	.4	2.3	10	30	.3	2.3	
KYSR-FM																						
SP '05		2	59	.1	.3	1	38	.3		4	7	.1	.9					2	7	.1	.5	
4-Book		5	71	.1	.6	2	42	.1	.6	3	9	.1	.7	2	12	.1	.3	4	16	.2	1.0	
KZLA-FM																						
SP '05		9	120	.2	1.1	4	90	.1	1.1	9	46	.2	1.9	7	39	.2	1.1	5	33	.1	1.1	
4-Book		11	159	.3	1.3	6	96	.2	1.5	6	32	.2	1.3	10	38	.3	1.6	7	29	.2	1.6	
TOTALS																						
SP '05		800	3371	22.2		376	2616	10.4		464	1270	12.9		631	1563	17.5		435	1205	12.1		
4-Book		791	3384	22.1		376	2630	10.5		444	1204	12.4		644	1614	18.0		448	1197	12.5		

** Station(s) not reported this survey.

* Listener estimates adjusted for reported broadcast schedule.

+ Station(s) changed call letters - see Page 13.

4-Book: Avg. of current and previous 3 surveys.
2-Book: Avg. of most recent 2 surveys.

Target Listener Estimates

Women 35-64

Target Listener Estimates - Women 35-64

	Saturday 7PM-MID				Sunday 6AM-10AM				Sunday 10AM-3PM				Sunday 3PM-7PM				Sunday 7PM-MID			
	AQH (00)	Cume (00)	AQH Rtg	AQH Shr	AQH (00)	Cume (00)	AQH Rtg	AQH Shr	AQH (00)	Cume (00)	AQH Rtg	AQH Shr	AQH (00)	Cume (00)	AQH Rtg	AQH Shr	AQH (00)	Cume (00)	AQH Rtg	AQH Shr
KAEH-FM SP '05 4-Book		1	.2		4	9	.1	1.4	4	10	.1	.7	4	9	.1	1.0	3	9	.1	1.6
KATY-FM SP '05 4-Book	6 **	26 **	.2 **	2.8 **	1 **	7 **	.3 **		3 **	13 **	.1 **	.7 **	5 **	24 **	.1 **	1.5 **	3 **	16 **	.1 **	1.6 **
KCAL-AM SP '05 4-Book	4 **	12 **	.1 **	1.9 **	2 **	13 **	.1 **	.6 **	9 **	24 **	.2 **	2.1 **	**	**	**	**	4 **	10 **	.1 **	2.1 **
KCAL-FM SP '05 4-Book	5 3	14 13	.1 .1	2.3 1.8	5 3	27 14	.1 .1	1.6 1.0	10 8	25 29	.3 .3	2.3 1.8	4 6	32 19	.1 .2	1.2 1.7	8 5	33 16	.2 .1	4.3 2.6
KCXX-FM SP '05 4-Book	3 2	17 11	.1 .1	1.4 .8	2 1	5 3	.1 .2	.6	4 2	18 14	.1 .1	.9 .5	1 1	6 .1	.3		1 1	17 8		.5 .5
+KDAI-FM SP '05 4-Book	2 **	10 **	.1 **	.9 **	1 **	5 **	.3 **		2 **	5 **	.1 **	.5 **	**	**	**	**	**	**	**	**
KDIF-AM SP '05 4-Book	4 **	11 **	.1 **	1.9 **	15 **	25 **	.4 **	4.7 **	6 **	11 **	.2 **	1.4 **	**	**	**	**	7 **	15 **	.2 **	3.7 **
KEZY-AM SP '05 4-Book	3	5	.1	1.7	3	6	.1	.8	3	9	.1	.7	1	3	.1		2	4	.1	1.5
KFRG-FM SP '05 4-Book	14 14	53 56	.4 .4	6.5 7.6	25 24	76 83	.7 .7	7.9 7.6	33 42	118 136	.9 1.2	7.6 9.0	26 23	67 76	.7 .7	7.9 6.7	5 8	27 37	.1 .2	2.7 5.0
KGGI-FM SP '05 4-Book	7 10	37 38	.2 .3	3.3 5.8	11 12	45 42	.3 .3	3.5 3.9	18 22	79 77	.5 .6	4.1 4.7	18 25	44 69	.5 .7	5.5 7.2	23 25	79 66	.6 .7	12.3 14.7
KOLA-FM SP '05 4-Book	7 5	30 24	.2 .1	3.3 2.8	40 19	116 56	1.1 .5	12.7 6.2	31 28	91 83	.9 .8	7.1 6.0	10 14	46 50	.3 .4	3.0 4.1	11 9	36 35	.3 .2	5.9 5.1
KTDD-AM SP '05 4-Book	4 1	7 2	.1 .5	1.9	11 5	14 9	.3 .2	3.5 1.6	10 5	14 10	.3 .1	2.3 1.0	4 2	7 3	.1 .1	1.2 .4				
KWIE-FM SP '05 4-Book	3 3	22 16	.1 .1	1.4 1.7	2 3	15 10	.1 .1	.6 .8	9 6	30 24	.2 .2	2.1 1.3	5 6	11 18	.1 .1	1.5 1.7	5 2	28 13	.1 .1	2.7 1.3
KXRS-FM SP '05 4-Book	3 1	7 3	.1 .5	1.4	3 2	6 3	.1 .1	.9 .5	8 3	13 6	.2 .1	1.8 .6	8 3	11 5	.2 .1	2.4 .8				
KXSB-FM SP '05 4-Book	2 3	6 12	.1 .1	.9 1.7	9 5	15 9	.2 .1	2.8 1.7	6 6	12 17	.2 .2	1.4 1.3	11 7	18 14	.3 .2	3.3 2.0	1 3	5 7	.1 .1	.5 1.7
KABC-AM SP '05 4-Book	2 2	5 5	.1 .1	.9 .8	1	4	.1	.3	1	5	.3		1 2	5 7	.1 .1	.3 .5	1	6		.8
KBIG-FM SP '05 4-Book	9 5	26 18	.2 .1	4.2 2.5	1 4	14 18	.3 .1		6 8	18 25	.2 .2	1.4 1.7	9 7	22 26	.2 .2	2.7 2.0	2 3	5 9	.1 .1	1.1 1.8

** Station(s) not reported this survey. * Listener estimates adjusted for reported broadcast schedule. + Station(s) changed call letters - see Page 13. 4-Book: Avg. of current and previous 3 surveys. 2-Book: Avg. of most recent 2 surveys.

Target Listener Estimates

Women 35-64																				
Saturday 7PM-MID				Sunday 6AM-10AM				Sunday 10AM-3PM				Sunday 3PM-7PM				Sunday 7PM-MID				
AQH (00)	Cume (00)	AQH Rtg	AQH Shr	AQH (00)	Cume (00)	AQH Rtg	AQH Shr	AQH (00)	Cume (00)	AQH Rtg	AQH Shr	AQH (00)	Cume (00)	AQH Rtg	AQH Shr	AQH (00)	Cume (00)	AQH Rtg	AQH Shr	
KCBS-FM																				
SP '05	16	28	.4	7.5	18	51	.5	5.7	26	69	.7	5.9	23	56	.6	7.0	12	30	.3	6.4
4-Book	6	20	.2	3.2	8	25	.2	2.4	13	39	.4	2.9	11	33	.3	3.2	7	18	.2	3.8
KFI -AM																				
SP '05	9	36	.2	4.2	20	57	.6	6.3	17	60	.5	3.9	4	11	.1	1.2	13	55	.4	7.0
4-Book	4	19	.1	2.0	20	55	.6	6.5	8	34	.2	1.8	5	20	.2	1.5	5	23	.2	3.0
KFWB-AM																				
SP '05	**	**	**	**	**	**	**	**	2	6	.1	.5	**	5	**	**	**	**	**	**
4-Book	**	**	**	**	**	**	**	**	**	**	**	**	**	**	**	**	**	**	**	**
KHHT-FM																				
SP '05	5	34	.1	2.3	4	12	.1	1.3	8	32	.2	1.8	9	27	.2	2.7	7	17	.2	3.7
4-Book	7	32	.2	3.8	4	12	.1	1.3	10	37	.3	2.2	15	36	.4	4.2	15	30	.4	8.8
KIIS-FM																				
SP '05	6	28	.2	2.8	13	30	.4	4.1	10	56	.3	2.3	12	44	.3	3.6				
4-Book	4	16	.1	2.3	7	22	.2	2.3	9	37	.3	1.8	8	31	.2	2.2	1	2		.3
KKBT-FM																				
SP '05	2	6	.1	.9	4	17	.1	1.3	15	33	.4	3.4	4	20	.1	1.2				
4-Book	5	14	.2	2.6	4	18	.1	1.4	7	23	.2	1.5	3	12	.1	.7	1	7	.1	.8
KLAC-AM																				
SP '05	**	**	**	**	**	**	**	**	**	**	**	**	**	**	**	**	**	**	**	**
4-Book	**	**	**	**	**	**	**	**	**	**	**	**	**	**	**	**	**	**	**	**
KLAX-FM																				
SP '05	6	19	.2	2.8					2	10	.1	.5	3	5	.1	.9	2	5	.1	1.1
4-Book	4	12	.1	2.1	3	6	.1	.8	8	21	.2	1.6	8	14	.2	2.2	3	9	.1	1.6
KLOS-FM																				
SP '05	1	5		.5	7	25	.2	2.2	13	55	.4	3.0	10	50	.3	3.0	3	17	.1	1.6
4-Book	2	8	.1	1.0	4	19	.1	1.2	6	32	.2	1.4	7	27	.2	2.0	1	7	.1	.7
KLSX-FM																				
SP '05																				
4-Book	1	2		.3	1	3		.3		2		.1		1		.1		2		.2
KLVE-FM																				
SP '05	19	48	.5	8.9	15	52	.4	4.7	21	58	.6	4.8	6	31	.2	1.8	7	43	.2	3.7
4-Book	14	45	.4	7.4	14	38	.4	4.7	19	57	.5	4.0	6	26	.2	1.8	4	21	.1	2.2
KLYY-FM																				
SP '05	7	30	.2	3.3	7	26	.2	2.2	25	58	.7	5.7	18	55	.5	5.5	7	15	.2	3.7
4-Book	9	29	.3	5.1	7	20	.2	2.4	26	66	.7	5.5	17	40	.5	4.8	8	21	.2	4.6
KMXE-AM																				
SP '05	**	**	**	**	3	13	.1	.9	2	11	.1	.5	**	**	**	**	1	5	**	.5
4-Book	**	**	**	**	**	**	**	**	**	**	**	**	**	**	**	**	**	**	**	**
KMZT-FM																				
SP '05									3	13	.1	.7								
4-Book	1	3		.5	2	7	.1	.8	1	10	.1	.3	4	7	.1	1.2		3		.2
KNX -AM																				
SP '05	4	25	.1	1.9	3	16	.1	.9	1	11		.2	9	12	.2	2.7	1	5		.5
4-Book	3	15	.1	1.6	4	15	.1	1.4	9	32	.2	1.9	8	24	.2	2.3	2	9	.1	1.1
KOST-FM																				
SP '05	11	62	.3	5.1	6	37	.2	1.9	21	75	.6	4.8	17	59	.5	5.2	9	37	.2	4.8
4-Book	8	39	.3	4.6	8	38	.3	2.7	21	77	.6	4.6	12	46	.3	3.4	6	25	.2	3.2
KPLM-FM																				
SP '05	**	**	**	**	2	6	.1	.6	2	13	.1	.5	2	13	.1	.6	**	**	**	**
4-Book	**	**	**	**	**	**	**	**	**	**	**	**	**	**	**	**	**	**	**	**

** Station(s) not reported this survey.

* Listener estimates adjusted for reported broadcast schedule.

+ Station(s) changed call letters - see Page 13.

4-Book: Avg. of current and previous 3 surveys.
2-Book: Avg. of most recent 2 surveys.

Target Listener Estimates

Women 35-64

Target Listener Estimates - Women 35-64

	Saturday 7PM-MID				Sunday 6AM-10AM				Sunday 10AM-3PM				Sunday 3PM-7PM				Sunday 7PM-MID			
	AQH (00)	Cume (00)	AQH Rtg	AQH Shr	AQH (00)	Cume (00)	AQH Rtg	AQH Shr	AQH (00)	Cume (00)	AQH Rtg	AQH Shr	AQH (00)	Cume (00)	AQH Rtg	AQH Shr	AQH (00)	Cume (00)	AQH Rtg	AQH Shr
KPWR-FM SP '05 4-Book		4		.1	1	3		.2	1	3		.1	2	11		.4	1	8		.8
KRCV-FM SP '05 4-Book	5 **	9 **	.1 **	2.3 **	4 **	9 **	.1 **	1.3 **	2 **	14 **	.1 **	.5 **	**	**	**	**	2 **	9 **	.1 **	1.1 **
KROQ-FM SP '05 4-Book	1 2	14 9	.5 1.1		1 3	5 12	.3 .1	.8	2 5	17 20	.1 .2	.5 1.1	3	9	.1	1.0	3	10	.1	1.7
KRTH-FM SP '05 4-Book	1 3	11 17	.5 .1	1.9	3 4	23 17	.1 .1	.9 1.3	10 11	41 39	.3 .3	2.3 2.3	5 6	26 25	.1 .2	1.5 1.7	5 4	20 18	.1 .1	2.7 2.4
KSCA-FM SP '05 4-Book	2 1	10 6	.1 .9	.5	2 5	7 14	.1 .2	.6 1.7	2 9	5 20	.1 .3	.5 1.8	1 4	5 10	.1 .1	.3 1.0	2 1	7 4	.1 .1	1.1 .7
KSSE-FM SP '05 4-Book	1	5 4		.4	2 1	5 4	.1 .1	.6 .4	1 2	5 7	.1 .1	.2 .4	1	7		.4		1		
KTWV-FM SP '05 4-Book	3 4	24 22	.1 .1	1.4 2.3	11 11	33 40	.3 .3	3.5 3.7	21 22	64 69	.6 .6	4.8 4.7	15 20	40 52	.4 .6	4.6 5.6	1 2	12 15	.1	.5 1.2
KWVE-FM SP '05 4-Book	5	14	.1	2.9	8 17	32 57	.2 .5	2.5 5.6	5 16	39 53	.1 .4	1.1 3.4	5 13	17 32	.1 .3	1.5 3.8	1 7	11 23	.2	.5 4.5
KYSR-FM SP '05 4-Book	2	7 10	.1	1.1	2	6	.1	.6	3	7 16	.1	.7	4	32 14	.2 .1	1.8 1.3	1 1	6 6		.5 .5
KZLA-FM SP '05 4-Book	4 3	26 17	.1 .1	1.9 1.4	4 5	24 26	.1 .1	1.3 1.6	2 8	27 35	.1 .2	.5 1.6	3 5	17 21	.1 .2	.9 1.5	1 2	5 11	.1	.5 1.2
TOTALS SP '05 4-Book	214 182	753 622	5.9 5.1		316 310	967 922	8.8 8.7		437 464	1273 1289	12.1 12.9		329 348	921 921	9.1 9.7		187 168	643 546	5.2 4.7	

** Station(s) not reported this survey.

* Listener estimates adjusted for reported broadcast schedule.

+ Station(s) changed call letters - see Page 13.

4-Book: Avg. of current and previous 3 surveys.
2-Book: Avg. of most recent 2 surveys.

Target Listener Trends

Teens 12-17																				
Monday-Sunday 6AM-MID				Monday-Friday 6AM-10AM				Monday-Friday 10AM-3PM				Monday-Friday 3PM-7PM				Monday-Friday 7PM-MID				
AQH (00)	Cume (00)	AQH Rtg	AQH Shr	AQH (00)	Cume (00)	AQH Rtg	AQH Shr	AQH (00)	Cume (00)	AQH Rtg	AQH Shr	AQH (00)	Cume (00)	AQH Rtg	AQH Shr	AQH (00)	Cume (00)	AQH Rtg	AQH Shr	
KAEH-FM																				
SP '05	2	62	.1	.9	2	26	.1	.7				4	35	.2	1.2	4	26	.2	1.9	
WI '05	11	103	.5	5.0	4	51	.2	1.6	8	51	.4	5.9	20	67	.9	6.2	7	75	.3	3.4
FA '04	9	119	.4	4.0	9	50	.4	3.8	3	47	.1	2.1	10	82	.5	3.1	10	66	.5	4.6
SU '04	1	33		.5	2	17	.1	1.1	2	22	.1	.9								
4-Book	6	79	.3	2.6	4	36	.2	1.8	3	30	.2	2.2	9	46	.4	2.6	5	42	.3	2.5
SP '04	4	29	.2	1.7	3	14	.1	1.1	2	14	.1	1.3	4	29	.2	1.2	5	29	.2	2.4
KATY-FM																				
SP '05	1	33		.4	2	11	.1	.7				5					6			
WI '05		18			1	6		.4	2	6	.1	1.5		6			6			
FA '04	1	51		.4	1	22		.4	2	18	.1	1.4	3	34	.1	.9		6		
SU '04	**	**	**	**	**	**	**	**	**	**	**	**	**	**	**	**	**	**	**	**
4-Book	**	**	**	**	**	**	**	**	**	**	**	**	**	**	**	**	**	**	**	**
SP '04		13							1	13		.6								
KCAL-AM																				
SP '05		10				5							1	10		.3				
WI '05		22				8			1	8		.7		7						
FA '04		12				6				12			1	12		.3	1	6		.5
SU '04	**	**	**	**	**	**	**	**	**	**	**	**	**	**	**	**	**	**	**	**
4-Book	**	**	**	**	**	**	**	**	**	**	**	**	**	**	**	**	**	**	**	**
SP '04																				
KCAL-FM																				
SP '05	13	347	.6	5.7	20	202	.9	7.5	5	97	.2	3.9	20	207	.9	6.1	12	163	.6	5.6
WI '05	16	351	.8	7.3	20	191	.9	7.9	10	106	.5	7.4	20	195	.9	6.2	16	121	.8	7.9
FA '04	12	347	.6	5.3	12	162	.6	5.0	12	145	.6	8.2	14	139	.7	4.4	8	118	.4	3.7
SU '04	8	230	.4	3.7	6	66	.3	3.3	9	135	.4	3.9	10	123	.5	3.6	9	87	.4	4.8
4-Book	12	319	.6	5.5	15	155	.7	5.9	9	121	.4	5.9	16	166	.8	5.1	11	122	.6	5.5
SP '04	18	333	.9	7.8	19	163	.9	7.1	12	113	.6	7.7	27	177	1.3	8.0	16	109	.8	7.7
KCXX-FM																				
SP '05	13	356	.6	5.7	15	188	.7	5.6	6	110	.3	4.7	20	190	.9	6.1	13	152	.6	6.0
WI '05	12	357	.6	5.5	9	132	.4	3.6	13	192	.6	9.6	15	220	.7	4.6	14	139	.7	6.9
FA '04	7	265	.3	3.1	8	117	.4	3.3	6	98	.3	4.1	9	125	.4	2.8	9	85	.4	4.1
SU '04	11	306	.5	5.0	7	114	.3	3.8	14	181	.7	6.0	16	186	.8	5.8	8	113	.4	4.3
4-Book	11	321	.5	4.8	10	138	.5	4.1	10	145	.5	6.1	15	180	.7	4.8	11	122	.5	5.3
SP '04	10	290	.5	4.3	12	146	.6	4.5	7	102	.3	4.5	16	181	.8	4.7	11	122	.5	5.3
+KDAI-FM																				
SP '05	4	127	.2	1.8	3	50	.1	1.1	1	28		.8	5	62	.2	1.5	4	51	.2	1.9
WI '05		42			1	16		.4	1	18		.7	1	18		.3		12		
FA '04	**	**	**	**	**	**	**	**	**	**	**	**	**	**	**	**	**	**	**	**
SU '04	**	**	**	**	**	**	**	**	**	**	**	**	**	**	**	**	**	**	**	**
4-Book	**	**	**	**	**	**	**	**	**	**	**	**	**	**	**	**	**	**	**	**
SP '04		32			1	24		.4		7				5				5		
KDIF-AM																				
SP '05		16			1	10		.4	1	5		.8		5				5		
WI '05		15			1	15		.4												
FA '04	**	**	**	**	**	**	**	**	**	**	**	**	**	**	**	**	**	**	**	**
SU '04	**	**	**	**	**	**	**	**	**	**	**	**	**	**	**	**	**	**	**	**
4-Book	**	**	**	**	**	**	**	**	**	**	**	**	**	**	**	**	**	**	**	**
SP '04		7											1	7		.3				
KEZY-AM																				
SP '05	2	10	.1	.9	2	10	.1	.7	2	5	.1	1.6	2	5	.1	.6	1	5		.5
WI '05		23				8				8			1	8		.3				
FA '04		6				6														
SU '04	2	11	.1	.9	1	5		.5	2	11	.1	.9	2	11	.1	.7	2	5	.1	1.1
4-Book	1	13	.1	.5	1	7		.3	1	6	.1	.6	1	6	.1	.4	1	3		.4
SP '04	**	**	**	**	**	**	**	**	**	**	**	**	**	**	**	**	**	**	**	**

** Station(s) not reported this survey.

* Listener estimates adjusted for reported broadcast schedule.

+ Station(s) changed call letters - see Page 13.

4-Book: Avg. of current and previous 3 surveys.
2-Book: Avg. of most recent 2 surveys.

Target Listener Trends

Target Listener Trends - Teens 12-17

Teens 12-17																					
Monday-Sunday 6AM-MID				Monday-Friday 6AM-10AM				Monday-Friday 10AM-3PM				Monday-Friday 3PM-7PM				Monday-Friday 7PM-MID					
AQH (00)	Cume (00)	AQH Rtg	AQH Shr	AQH (00)	Cume (00)	AQH Rtg	AQH Shr	AQH (00)	Cume (00)	AQH Rtg	AQH Shr	AQH (00)	Cume (00)	AQH Rtg	AQH Shr	AQH (00)	Cume (00)	AQH Rtg	AQH Shr		
KFRG-FM																					
SP '05	5	119	.2	2.2	3	55	.1	1.1	3	53	.1	2.3	9	71	.4	2.8	4	33	.2	1.9	
WI '05	6	162	.3	2.8	3	71	.1	1.2	6	29	.3	4.4	9	110	.4	2.8	4	65	.2	2.0	
FA '04	5	116	.2	2.2	8	55	.4	3.3	5	42	.2	3.4	6	52	.3	1.9	5	41	.2	2.3	
SU '04	7	152	.3	3.2	5	80	.2	2.7	6	67	.3	2.6	9	77	.4	3.3	5	54	.2	2.7	
4-Book	6	137	.3	2.6	5	65	.2	2.1	5	48	.2	3.2	8	78	.4	2.7	5	48	.2	2.2	
SP '04	8	186	.4	3.5	9	94	.4	3.3	8	56	.4	5.1	9	103	.4	2.7	4	40	.2	1.9	
KGCI-FM																					
SP '05	51	1001	2.4	22.5	67	637	3.1	25.0	26	418	1.2	20.2	62	551	2.9	19.0	60	562	2.8	27.8	
WI '05	45	898	2.1	20.6	55	527	2.6	21.7	23	292	1.1	17.0	73	563	3.4	22.6	43	410	2.0	21.2	
FA '04	46	988	2.2	20.3	52	546	2.4	21.7	22	373	1.0	15.1	61	618	2.9	19.1	45	461	2.1	20.7	
SU '04	42	1006	2.0	19.2	32	435	1.5	17.4	45	546	2.2	19.4	54	621	2.6	19.6	40	490	1.9	21.3	
4-Book	46	973	2.2	20.7	52	536	2.4	21.5	29	407	1.4	17.9	63	588	3.0	20.1	47	481	2.2	22.8	
SP '04	44	1044	2.1	19.1	43	523	2.1	16.0	24	378	1.2	15.4	65	620	3.1	19.3	46	508	2.2	22.1	
KOLA-FM																					
SP '05	2	111	.1	.9	1	25	.4		2	32	.1	1.6	2	27	.1	.6	3	56	.1	1.4	
WI '05	2	88	.1	.9	3	38	.1	1.2	1	35	.7		4	62	.2	1.2	1	26	.5		
FA '04	3	108	.1	1.3	4	33	.2	1.7		14			5	44	.2	1.6	3	23	.1	1.4	
SU '04	3	195	.1	1.4	4	73	.2	2.2	4	79	.2	1.7	3	79	.1	1.1	2	51	.1	1.1	
4-Book	3	126	.1	1.1	3	42	.1	1.4	2	40	.1	1.0	4	53	.2	1.1	2	39	.1	1.1	
SP '04	2	168	.1	.9	2	46	.1	.7	1	30	.6		4	84	.2	1.2		23			
KTDD-AM																					
SP '05																					
WI '05																					
FA '04		5				5				5											
SU '04		6				6				6											
4-Book		3				1				3											
SP '04		10												5				5			
KWIE-FM																					
SP '05	25	678	1.2	11.0	24	340	1.1	9.0	17	280	.8	13.2	44	440	2.1	13.5	22	333	1.0	10.2	
WI '05	29	634	1.4	13.3	35	309	1.6	13.8	15	235	.7	11.1	48	445	2.3	14.9	28	300	1.3	13.8	
FA '04	27	578	1.3	11.9	25	287	1.2	10.4	15	264	.7	10.3	36	350	1.7	11.3	36	301	1.7	16.6	
SU '04	35	714	1.7	16.0	32	350	1.5	17.4	31	336	1.5	13.4	39	429	1.9	14.2	33	342	1.6	17.6	
4-Book	29	651	1.4	13.1	29	322	1.4	12.7	20	279	.9	12.0	42	416	2.0	13.5	30	319	1.4	14.6	
SP '04	34	630	1.6	14.8	39	394	1.9	14.5	24	251	1.2	15.4	59	437	2.9	17.5	26	329	1.3	12.5	
KXRS-FM																					
SP '05		26			1	16	.4							6				5			
WI '05	1	14		.5		7							1	7		.3		7			
FA '04	1	31		.4		4			1	10	.7			5			1	10		.5	
SU '04		6																1	6		.5
4-Book	1	19		.2		7		.1		3		.2		5		.1		1	7		.3
SP '04	2	37	.1	.9		5			4	13	.2	2.6	2	13	.1	.6	1	7		.5	
KXSB-FM																					
SP '05	1	54		.4	1	15	.4		2	15	.1	1.5	4	42	.2	1.2	1	20		.5	
WI '05	3	60	.1	1.4	2	23	.1	.8	2	15	.7		3	31	.1	.9	3	38	.1	1.5	
FA '04	2	56	.1	.9	3	26	.1	1.3	1	26	.7		2	33	.1	.6	2	27	.1	.9	
SU '04	1	44		.5	3	24	.1	1.6	1	11	.4		1	11		.4	1	11		.5	
4-Book	2	54	.1	.8	2	22	.1	1.0	1	14	.7		3	29	.1	.8	2	24	.1	.9	
SP '04	1	56		.4	1	22		.4		14			2	35	.1	.6	1	22		.5	
KABC-AM																					
SP '05																					
WI '05																					
FA '04		7				7			1	7	.7										
SU '04		7			1	7	.5														
4-Book		4				4		.1		2		.2									
SP '04																					

** Station(s) not reported this survey. * Listener estimates adjusted for reported broadcast schedule. + Station(s) changed call letters - see Page 13. 4-Book: Avg. of current and previous 3 surveys. 2-Book: Avg. of most recent 2 surveys.

Target Listener Trends

Teens 12-17																				
Monday-Sunday 6AM-MID				Monday-Friday 6AM-10AM				Monday-Friday 10AM-3PM				Monday-Friday 3PM-7PM				Monday-Friday 7PM-MID				
AQH (00)	Cume (00)	AQH Rtg	AQH Shr	AQH (00)	Cume (00)	AQH Rtg	AQH Shr	AQH (00)	Cume (00)	AQH Rtg	AQH Shr	AQH (00)	Cume (00)	AQH Rtg	AQH Shr	AQH (00)	Cume (00)	AQH Rtg	AQH Shr	
KBIG-FM																				
SP '05	2	61	.1	.9	3	21	.1	1.1	2	24	.1	1.6	3	29	.1	.9	2	23	.1	.9
WI '05	2	75	.1	.9	2	27	.1	.8	1	14	.7		3	29	.1	.9	3	13	.1	1.5
FA '04		45			1	11		.4		5				10				6		
SU '04	2	106	.1	.9	1	25		.5	4	70	.2	1.7	3	51	.1	1.1	2	30	.1	1.1
4-Book	2	72	.1	.7	2	21	.1	.7	2	28	.1	1.0	2	30	.1	.7	2	18	.1	.9
SP '04	1	38		.4		7			1	12		.6	2	19	.1	.6		19		
KCBS-FM																				
SP '05	2	87	.1	.9	1	25		.4	1	13		.8	2	19	.1	.6	1	19		.5
WI '05	1	58		.5		11							1	17		.3		6		
FA '04	1	54		.4	1	17		.4	1	19		.7	3	43	.1	.9		16		
SU '04	2	88	.1	.9	1	20		.5	3	38	.1	1.3	1	19		.4	1	31		.5
4-Book	2	72	.1	.7	1	18		.3	1	18		.7	2	25	.1	.6	1	18		.3
SP '04	1	69		.4	1	24		.4		15				15				15		
KFI -AM																				
SP '05	1	66		.4	1	19		.4	3	33	.1	2.3	1	12		.3				
WI '05	1	51		.5	2	25	.1	.8	1	14		.7	2	21	.1	.6	3	21	.1	1.5
FA '04	1	65		.4	1	21		.4	1	21		.7		6			4	21	.2	1.8
SU '04	4	70	.2	1.8	7	19	.3	3.8	7	45	.3	3.0	9	37	.4	3.3	1	14		.5
4-Book	2	63	.1	.8	3	21	.1	1.4	3	28	.1	1.7	3	19	.1	1.1	2	14	.1	1.0
SP '04	3	74	.1	1.3	5	42	.2	1.9	6	21	.3	3.8	5	32	.2	1.5	1	20		.5
KFVB-AM																				
SP '05	**	**	**	**	**	**	**	**	**	**	**	**	**	**	**	**	**	**	**	**
WI '05	**	**	**	**	**	**	**	**	**	**	**	**	**	**	**	**	**	**	**	**
FA '04	**	**	**	**	**	**	**	**	**	**	**	**	**	**	**	**	**	**	**	**
SU '04	**	6	**	**	**	6	**	**	**	**	**	**	**	**	**	**	**	**	**	**
4-Book	**	**	**	**	**	**	**	**	**	**	**	**	**	**	**	**	**	**	**	**
SP '04	**	6	**	**	**	6	**	**	**	6	**	**	**	**	**	**	**	**	**	**
KHHT-FM																				
SP '05	4	158	.2	1.8	3	56	.1	1.1	2	45	.1	1.6	6	82	.3	1.8	6	66	.3	2.8
WI '05	4	159	.2	1.8	2	53	.1	.8	1	31		.7	4	67	.2	1.2	8	60	.4	3.9
FA '04	8	178	.4	3.5	7	61	.3	2.9	10	86	.5	6.8	10	83	.5	3.1	2	59	.1	.9
SU '04	10	186	.5	4.6	7	53	.3	3.8	9	120	.4	3.9	9	97	.4	3.3	12	92	.6	6.4
4-Book	7	170	.3	2.9	5	56	.2	2.2	6	71	.3	3.3	7	82	.4	2.4	7	69	.4	3.5
SP '04	5	193	.2	2.2	5	68	.2	1.9	3	42	.1	1.9	7	71	.3	2.1	7	75	.3	3.4
KIIS-FM																				
SP '05	27	605	1.3	11.9	30	299	1.4	11.2	17	214	.8	13.2	41	426	1.9	12.5	25	249	1.2	11.6
WI '05	18	481	.8	8.3	25	281	1.2	9.9	10	146	.5	7.4	25	255	1.2	7.7	16	150	.8	7.9
FA '04	23	529	1.1	10.1	26	280	1.2	10.8	12	209	.6	8.2	37	336	1.7	11.6	23	266	1.1	10.6
SU '04	19	514	.9	8.7	18	257	.9	9.8	22	286	1.1	9.5	27	313	1.3	9.8	17	252	.8	9.0
4-Book	22	532	1.0	9.8	25	279	1.2	10.4	15	214	.8	9.6	33	333	1.5	10.4	20	229	1.0	9.8
SP '04	24	503	1.2	10.4	28	277	1.4	10.4	12	172	.6	7.7	37	289	1.8	11.0	21	211	1.0	10.1
KKBT-FM																				
SP '05	9	359	.4	4.0	7	140	.3	2.6	3	67	.1	2.3	14	208	.7	4.3	9	139	.4	4.2
WI '05	11	323	.5	5.0	16	140	.8	6.3	8	73	.4	5.9	16	156	.8	5.0	7	96	.3	3.4
FA '04	9	415	.4	4.0	9	159	.4	3.8	5	165	.2	3.4	16	216	.8	5.0	12	202	.6	5.5
SU '04	9	386	.4	4.1	8	107	.4	4.3	13	207	.6	5.6	11	143	.5	4.0	8	138	.4	4.3
4-Book	10	371	.4	4.3	10	137	.5	4.3	7	128	.3	4.3	14	181	.7	4.6	9	144	.4	4.4
SP '04	10	372	.5	4.3	11	143	.5	4.1	6	106	.3	3.8	16	197	.8	4.7	8	115	.4	3.8
KLAC-AM																				
SP '05		13											1	13		.3				
WI '05																				
FA '04		9				5														
SU '04	**	**	**	**	**	**	**	**	**	**	**	**	**	**	**	**	**	**	**	**
4-Book	**	**	**	**	**	**	**	**	**	**	**	**	**	**	**	**	**	**	**	**
SP '04		5																		

** Station(s) not reported this survey. * Listener estimates adjusted for reported broadcast schedule. + Station(s) changed call letters - see Page 13. 4-Book: Avg. of current and previous 3 surveys. 2-Book: Avg. of most recent 2 surveys.



Target Listener Trends

Teens 12-17

Target Listener Trends - Teens 12-17

	Monday-Sunday 6AM-MID				Monday-Friday 6AM-10AM				Monday-Friday 10AM-3PM				Monday-Friday 3PM-7PM				Monday-Friday 7PM-MID			
	AQH (00)	Cume (00)	AQH Rtg	AQH Shr	AQH (00)	Cume (00)	AQH Rtg	AQH Shr	AQH (00)	Cume (00)	AQH Rtg	AQH Shr	AQH (00)	Cume (00)	AQH Rtg	AQH Shr	AQH (00)	Cume (00)	AQH Rtg	AQH Shr
KLAX-FM																				
SP '05	1	56	.4	.4	1	16	.4	.4	6	6			16	16			16	16		
WI '05	2	53	.1	.9	1	7	.4	.4	1	14	.7	.7	39	25	.2	1.5	1	16	.5	.5
FA '04	1	39		.4		6				6			1	25		.3				
SU '04	3	90	.1	1.4	1	30	.5	.5	1	31	.4	.4	2	10	.1	.7	3	22	.1	1.6
4-Book	2	60	.1	.8	1	15	.3	.3	1	14	.3	.3	2	23	.1	.6	1	14	.5	.5
SP '04	3	70	.1	1.3	3	42	.1	1.1	2	28	.1	1.3	2	22	.1	.6	2	42	.1	1.0
KLOS-FM																				
SP '05	2	74	.1	.9	4	32	.2	1.5	2	25	.1	1.6	2	26	.1	.6		11		
WI '05	2	110	.1	.9	2	28	.1	.8	1	36	.7	.7	5	50	.2	1.5	2	22	.1	1.0
FA '04	1	52		.4	2	32	.1	.8		6			1	14		.3				
SU '04	1	55		.5	1	20		.5		12								5		
4-Book	2	73	.1	.7	2	28	.1	.9	1	20	.6	.6	2	23	.1	.6	1	10	.3	.3
SP '04	1	82		.4	2	37	.1	.7	1	20	.6	.6	3	43	.1	.9		20		
KLSX-FM																				
SP '05	1	25		.4	4	17	.2	1.5	1	6		.8								
WI '05		26				5				16				8						
FA '04		22			1	11		.4						6			1	5		.5
SU '04		6			1	6		.5		6								6		
4-Book		20		.1	2	10	.1	.6		7		.2		4				3		.1
SP '04		21				6							2	21	.1	.6		6		
KLVE-FM																				
SP '05	9	198	.4	4.0	11	133	.5	4.1	8	75	.4	6.2	13	113	.6	4.0	9	101	.4	4.2
WI '05	2	79	.1	.9	4	44	.2	1.6	1	22		.7		20			1	19		.5
FA '04	2	89	.1	.9	2	35	.1	.8	2	31	.1	1.4	2	48	.1	.6	2	39	.1	.9
SU '04	2	69	.1	.9	3	26	.1	1.6	2	31	.1	.9	2	32	.1	.7	4	32	.2	2.1
4-Book	4	109	.2	1.7	5	60	.2	2.0	3	40	.2	2.3	4	53	.2	1.3	4	48	.2	1.9
SP '04	3	95	.1	1.3	4	43	.2	1.5		7			3	40	.1	.9	2	29	.1	1.0
KLYY-FM																				
SP '05	4	151	.2	1.8	6	94	.3	2.2	2	42	.1	1.6	5	39	.2	1.5	2	31	.1	.9
WI '05	3	137	.1	1.4	3	51	.1	1.2	4	73	.2	3.0	4	51	.2	1.2	1	44		.5
FA '04	3	136	.1	1.3	4	70	.2	1.7	2	45	.1	1.4	5	78	.2	1.6	1	35		.5
SU '04	7	152	.3	3.2	4	52	.2	2.2	9	85	.4	3.9	9	64	.4	3.3	5	46	.2	2.7
4-Book	4	144	.2	1.9	4	67	.2	1.8	4	61	.2	2.5	6	58	.3	1.9	2	39	.1	1.2
SP '04	7	195	.3	3.0	8	74	.4	3.0	6	74	.3	3.8	6	101	.3	1.8	9	113	.4	4.3
KMXE-AM																				
SP '05		5								5										
WI '05	**	**	**	**	**	**	**	**	**	**	**	**	**	**	**	**	**	**	**	**
FA '04		11															1	11		.5
SU '04	**	**	**	**	**	**	**	**	**	**	**	**	**	**	**	**	**	**	**	**
4-Book	**	**	**	**	**	**	**	**	**	**	**	**	**	**	**	**	**	**	**	**
SP '04																				
KMZT-FM																				
SP '05	1	27		.4	2	21	.1	.7	1	6		.8		6				13		
WI '05		6				6								6						
FA '04	1	25		.4	3	19	.1	1.3		6			1	19		.3	3	12	.1	1.4
SU '04		31				7				13				6			1	19		.5
4-Book	1	22		.2	1	13	.1	.5		6		.2		9		.1	1	11		.5
SP '04	1	17		.4	2	6	.1	.7						11			2	6	.1	1.0
KNX -AM																				
SP '05		20			1	11		.4		6			1	14		.3				
WI '05		5																		
FA '04		20				10												5		
SU '04		11								6										
4-Book		14				5		.1		3				4		.1		1		
SP '04		37			1	15		.4						3				12		

** Station(s) not reported this survey.

* Listener estimates adjusted for reported broadcast schedule.

+ Station(s) changed call letters - see Page 13.

4-Book: Avg. of current and previous 3 surveys.
2-Book: Avg. of most recent 2 surveys.

Target Listener Trends

Teens 12-17																				
Monday-Sunday 6AM-MID				Monday-Friday 6AM-10AM				Monday-Friday 10AM-3PM				Monday-Friday 3PM-7PM				Monday-Friday 7PM-MID				
AQH (00)	Cume (00)	AQH Rtg	AQH Shr	AQH (00)	Cume (00)	AQH Rtg	AQH Shr	AQH (00)	Cume (00)	AQH Rtg	AQH Shr	AQH (00)	Cume (00)	AQH Rtg	AQH Shr	AQH (00)	Cume (00)	AQH Rtg	AQH Shr	
KOST-FM																				
SP '05	1	106	.4	1	24	.4		1	10	.8		2	35	.1	.6	1	34	.5		
WI '05	2	80	.1	2	17	.1	.8		15			1	31	.3		4	32	.2	2.0	
FA '04	1	78	.4	1	15	.4			14			1	33	.3		1	23	.5		
SU '04	2	59	.1	1	40	.5		3	42	.1	1.3		6			2	25	.1	1.1	
4-Book	2	81	.1	1	24	.5		1	20	.5		1	26	.3		2	29	.1	1.0	
SP '04	1	73	.4	1	22	.4		1	17	.6		1	22	.3		1	5	.5		
KPLM-FM																				
SP '05	1	25	.4	3	14	.1	1.1	1	14	.8			5							
WI '05																				
FA '04	**	**	**	**	**	**	**	**	**	**	**	**	**	**	**	**	**	**	**	
SU '04	**	**	**	**	**	**	**	**	**	**	**	**	**	**	**	**	**	**	**	
4-Book	**	**	**	**	**	**	**	**	**	**	**	**	**	**	**	**	**	**	**	
SP '04		16		1	10	.4			5			1	11	.3			5			
KPWR-FM																				
SP '05	7	286	.3	3.1	4	85	.2	1.5	3	64	.1	2.3	13	172	.6	4.0	7	126	.3	3.2
WI '05	6	260	.3	2.8	7	112	.3	2.8	3	72	.1	2.2	13	126	.6	4.0	3	90	.1	1.5
FA '04	12	356	.6	5.3	11	183	.5	4.6	7	155	.3	4.8	22	211	1.0	6.9	11	128	.5	5.1
SU '04	8	361	.4	3.7	4	85	.2	2.2	9	164	.4	3.9	12	163	.6	4.4	8	137	.4	4.3
4-Book	8	316	.4	3.7	7	116	.3	2.8	6	114	.2	3.3	15	168	.7	4.8	7	120	.3	3.5
SP '04	11	369	.5	4.8	12	124	.6	4.5	3	84	.1	1.9	19	224	.9	5.6	12	130	.6	5.8
KRCV-FM																				
SP '05		6											1	6	.3			6		
WI '05		8																		
FA '04	**	**	**	**	**	**	**	**	**	**	**	**	**	**	**	**	**	**	**	**
SU '04	**	**	**	**	**	**	**	**	**	**	**	**	**	**	**	**	**	**	**	**
4-Book	**	**	**	**	**	**	**	**	**	**	**	**	**	**	**	**	**	**	**	**
SP '04		6											6				6			
KROQ-FM																				
SP '05	8	245	.4	3.5	9	86	.4	3.4	6	92	.3	4.7	13	130	.6	4.0	5	90	.2	2.3
WI '05	5	200	.2	2.3	5	94	.2	2.0	2	64	.1	1.5	9	128	.4	2.8	5	92	.2	2.5
FA '04	9	215	.4	4.0	7	88	.3	2.9	6	67	.3	4.1	15	106	.7	4.7	10	79	.5	4.6
SU '04	7	229	.3	3.2	5	93	.2	2.7	9	129	.4	3.9	9	151	.4	3.3	4	72	.2	2.1
4-Book	7	222	.3	3.3	7	90	.3	2.8	6	88	.3	3.6	12	129	.5	3.7	6	83	.3	2.9
SP '04	5	172	.2	2.2	7	104	.3	2.6	4	65	.2	2.6	6	86	.3	1.8	5	47	.2	2.4
KRTH-FM																				
SP '05	1	78	.4		1	11	.4			6			2	32	.1	.6	1	25	.5	
WI '05	1	51	.5			10				10			1	23	.3		3	33	.1	1.5
FA '04	1	63	.4		2	35	.1	.8	1	28	.7		3	32	.1	.9		10		
SU '04	1	93	.5		1	35	.5		1	53	.4		1	25	.4					
4-Book	1	71	.5		1	23	.4		1	24	.3		2	28	.1	.6	1	17	.5	
SP '04	2	136	.1	.9	3	45	.1	1.1	3	39	.1	1.9	1	37	.3		1	34	.5	
KSCA-FM																				
SP '05	1	48	.4		1	5	.4			10			3	27	.1	.9		11		
WI '05	5	103	.2	2.3	11	103	.5	4.3	3	51	.1	2.2	5	30	.2	1.5	3	30	.1	1.5
FA '04	3	119	.1	1.3	2	34	.1	.8	1	27	.7		3	37	.1	.9	1	15	.5	
SU '04	2	80	.1	.9	4	42	.2	2.2	2	31	.1	.9	2	21	.1	.7	1	26	.5	
4-Book	3	88	.1	1.2	5	46	.2	1.9	2	30	.1	1.0	3	29	.1	1.0	1	21	.6	
SP '04	3	94	.1	1.3	8	52	.4	3.0	2	18	.1	1.3	2	27	.1	.6	1	14	.5	
KSSE-FM																				
SP '05	1	74	.4		1	22	.4			5			2	26	.1	.6	1	21	.5	
WI '05	1	56	.5		2	28	.1	.8	1	14	.7		2	28	.1	.6	2	42	.1	1.0
FA '04	1	34	.4		2	15	.1	.8		5			2	19	.1	.6	2	19	.1	.9
SU '04	1	47	.5		1	21	.5		1	21	.4		2	25	.1	.7	2	20	.1	1.1
4-Book	1	53	.5		2	22	.1	.6	1	11	.3		2	25	.1	.6	2	26	.1	.9
SP '04	1	52	.4		2	32	.1	.7		7			1	22	.3		2	27	.1	1.0

** Station(s) not reported this survey.

* Listener estimates adjusted for reported broadcast schedule.

+ Station(s) changed call letters - see Page 13.

4-Book: Avg. of current and previous 3 surveys.
2-Book: Avg. of most recent 2 surveys.

Target Listener Trends

Target Listener Trends - Teens 12-17

	Teens 12-17																			
	Monday-Sunday 6AM-MID				Monday-Friday 6AM-10AM				Monday-Friday 10AM-3PM				Monday-Friday 3PM-7PM				Monday-Friday 7PM-MID			
	AQH (00)	Cume (00)	AQH Rtg	AQH Shr	AQH (00)	Cume (00)	AQH Rtg	AQH Shr	AQH (00)	Cume (00)	AQH Rtg	AQH Shr	AQH (00)	Cume (00)	AQH Rtg	AQH Shr	AQH (00)	Cume (00)	AQH Rtg	AQH Shr
KTWV-FM																				
SP '05		22			1	15		.4		6			1	6		.3		8		
WI '05	1	37		.5	2	12	.1	.8		5			2	19	.1	.6	3	19	.1	1.5
FA '04	1	32		.4	2	13	.1	.8		7			1	14		.3		6		
SU '04	1	46		.5					1	21		.4	3	27	.1	1.1		20		
4-Book	1	34		.4	1	10	.1	.5		10		.1	2	17	.1	.6	1	13		.4
SP '04		22												10			1	6		.5
KWVE-FM																				
SP '05		32			1	13		.4						6						
WI '05		28								8										
FA '04	2	39	.1	.9	3	28	.1	1.3	1	14		.7	6	7	.3	1.9	2	13	.1	.9
SU '04		17				6														
4-Book	1	29		.2	1	12		.4		6		.2	2	3	.1	.5	1	3		.2
SP '04	1	37		.4	1	11		.4	1	11		.6	1	11		.3		6		
KYSR-FM																				
SP '05		20											1	12		.3				
WI '05		25			1	6		.4		6			1	6		.3		8		
FA '04	2	38	.1	.9	2	22	.1	.8	1	10		.7	4	31	.2	1.3	3	16	.1	1.4
SU '04	1	39		.5	1	5		.5	1	29		.4		10				5		
4-Book	1	31		.4	1	8		.4	1	11		.3	2	15	.1	.5	1	7		.4
SP '04	1	70		.4	2	36	.1	.7		10			1	37		.3	1	19		.5
KZLA-FM																				
SP '05	1	25		.4	1	12		.4		12				7						
WI '05	1	73		.5	1	23		.4		5			3	29	.1	.9	1	31		.5
FA '04	1	21		.4	1	17		.4	1	11		.7	1	17		.3				
SU '04	1	41		.5		6				12				5						
4-Book	1	40		.5	1	15		.3		10		.2	1	15		.3		8		.1
SP '04	1	49		.4	1	16		.4	1	27		.6	2	33	.1	.6				
TOTALS																				
SP '05	227	1997	10.7		268	1651	12.6		129	1162	6.1		327	1656	15.4		216	1430	10.1	
WI '05	218	2029	10.2		253	1647	11.9		135	1181	6.3		323	1614	15.2		203	1326	9.5	
FA '04	227	1981	10.7		240	1544	11.3		146	1175	6.9		319	1663	15.0		217	1306	10.2	
SU '04	219	1964	10.6		184	1316	8.9		232	1456	11.2		275	1545	13.3		188	1315	9.1	
4-Book	223	1993	10.6		236	1540	11.2		161	1244	7.6		311	1620	14.7		206	1344	9.7	
SP '04	230	1961	11.1		269	1571	13.0		156	1123	7.6		337	1640	16.3		208	1363	10.1	

** Station(s) not reported this survey.

* Listener estimates adjusted for reported broadcast schedule.

+ Station(s) changed call letters - see Page 13.

4-Book: Avg. of current and previous 3 surveys.
2-Book: Avg. of most recent 2 surveys.

Target Listener Estimates

		Teens 12-17																			
		Monday-Friday 6AM-7PM				Weekend 6AM-MID				Saturday 6AM-10AM				Saturday 10AM-3PM				Saturday 3PM-7PM			
		AQH (00)	Cume (00)	AQH Rtg	AQH Shr	AQH (00)	Cume (00)	AQH Rtg	AQH Shr	AQH (00)	Cume (00)	AQH Rtg	AQH Shr	AQH (00)	Cume (00)	AQH Rtg	AQH Shr	AQH (00)	Cume (00)	AQH Rtg	AQH Shr
KAEH-FM	SP '05	2	46	.1	.9	1	32		.4	3	11	.1	1.5	1	11		.3	1	10		.4
	4-Book	5	66	.2	2.3	6	54	.3	2.8	5	18	.2	2.4	10	26	.4	2.9	6	18	.3	2.5
KATY-FM	SP '05	1	22		.4	1	26		.4	1	5		.5	1	6		.3	1	5		.4
	4-Book	**	**	**	**	**	**	**	**	**	**	**	**	**	**	**	**	**	**	**	**
KCAL-AM	SP '05		10				10							2	10	.1	.6				
	4-Book	**	**	**	**	**	**	**	**	**	**	**	**	**	**	**	**	**	**	**	**
KCAL-FM	SP '05	14	289	.7	6.0	13	181	.6	5.8	9	54	.4	4.4	16	55	.8	5.1	22	86	1.0	8.3
	4-Book	13	270	.6	5.5	12	160	.6	5.6	10	35	.5	5.0	19	62	.9	5.7	16	61	.8	5.7
KCXX-FM	SP '05	13	298	.6	5.6	12	251	.6	5.4	11	45	.5	5.3	27	109	1.3	8.6	13	48	.6	4.9
	4-Book	11	272	.5	4.9	10	192	.5	4.6	8	31	.4	4.2	17	69	.8	5.1	14	52	.7	5.0
+KDAI-FM	SP '05	3	97	.1	1.3	5	95	.2	2.2	3	16	.1	1.5	7	32	.3	2.2	10	32	.5	3.8
	4-Book	**	**	**	**	**	**	**	**	**	**	**	**	**	**	**	**	**	**	**	**
KDIF-AM	SP '05	1	10		.4		16			1	10		.5								
	4-Book	**	**	**	**	**	**	**	**	**	**	**	**	**	**	**	**	**	**	**	**
KEZY-AM	SP '05	2	10	.1	.9	2	10	.1	.9	3	5	.1	1.5	2	5	.1	.6				
	4-Book	1	11	.1	.5	1	9	.1	.6	1	1		.4	2	6	.1	.5	1	2		.3
KFRG-FM	SP '05	5	93	.2	2.1	6	79	.3	2.7	4	32	.2	1.9	5	33	.2	1.6	16	52	.8	6.0
	4-Book	6	113	.3	2.5	6	77	.3	2.8	5	22	.2	2.3	12	38	.6	3.5	11	32	.6	4.2
KGGI-FM	SP '05	50	907	2.3	21.5	49	637	2.3	21.9	42	234	2.0	20.4	64	209	3.0	20.4	57	182	2.7	21.4
	4-Book	46	861	2.2	20.1	45	596	2.1	20.4	40	174	1.9	20.4	62	230	2.9	18.9	50	175	2.4	18.2
KOLA-FM	SP '05	2	62	.1	.9	4	55	.2	1.8	9	27	.4	4.4	12	24	.6	3.8	3	8	.1	1.1
	4-Book	3	94	.1	1.3	3	53	.1	1.3	6	22	.2	2.9	5	18	.2	1.6	2	10	.1	.8
KTDD-AM	SP '05																				
	4-Book		3				1							1	1		.2				
KWIE-FM	SP '05	27	596	1.3	11.6	22	391	1.0	9.8	28	79	1.3	13.6	21	101	1.0	6.7	24	93	1.1	9.0
	4-Book	29	570	1.4	12.7	29	398	1.4	13.0	29	83	1.4	15.0	44	156	2.1	13.3	34	120	1.6	12.4
KXRS-FM	SP '05		16				4			1	4		.5								
	4-Book		11			1	10	.1	.6	1	5		.5	2	5	.1	.6	1	2		.2
KXSB-FM	SP '05	1	42		.4	2	37	.1	.9		5			8	26	.4	2.5				
	4-Book	2	39	.1	.8	2	36	.1	1.0	2	16	.1	1.1	4	14	.2	1.2	2	8	.1	.6
KABC-AM	SP '05																				
	4-Book		4																		
KBIG-FM	SP '05	2	47	.1	.9	1	30		.4	2	11	.1	1.0	1	11		.3	2	18	.1	.8
	4-Book	2	56	.1	.7	1	24		.4	1	3		.3	3	9	.1	.8	1	6		.3

** Station(s) not reported this survey.

* Listener estimates adjusted for reported broadcast schedule.

+ Station(s) changed call letters - see Page 13.

4-Book: Avg. of current and previous 3 surveys.
2-Book: Avg. of most recent 2 surveys.

Target Listener Estimates

	Teens 12-17																			
	Monday-Friday 6AM-7PM				Weekend 6AM-MID				Saturday 6AM-10AM				Saturday 10AM-3PM				Saturday 3PM-7PM			
	AQH (00)	Cume (00)	AQH Rtg	AQH Shr	AQH (00)	Cume (00)	AQH Rtg	AQH Shr	AQH (00)	Cume (00)	AQH Rtg	AQH Shr	AQH (00)	Cume (00)	AQH Rtg	AQH Shr	AQH (00)	Cume (00)	AQH Rtg	AQH Shr
KCBS-FM																				
SP '05	2	38	.1	.9	3	50	.1	1.3	2	14	.1	1.0	5	13	.2	1.6	2	13	.1	.8
4-Book	2	39	.1	.7	2	41	.1	1.0	2	10	.1	.8	5	14	.2	1.4	4	13	.2	1.5
KFI -AM																				
SP '05	2	45	.1	.9	2	20	.1	.9		6			5	20	.2	1.6				
4-Book	3	49	.1	1.3	1	11		.3	1	5		.3	2	7	.1	.5				
KFWB-AM																				
SP '05	**	**	**	**	**	**	**	**	**	**	**	**	**	**	**	**	**	**	**	**
4-Book	**	**	**	**	**	**	**	**	**	**	**	**	**	**	**	**	**	**	**	**
KHHT-FM																				
SP '05	4	107	.2	1.7	5	96	.2	2.2	6	27	.3	2.9	7	34	.3	2.2	6	21	.3	2.3
4-Book	6	119	.3	2.7	7	98	.3	3.3	7	23	.3	3.3	10	31	.5	3.0	10	38	.5	3.6
KIIS-FM																				
SP '05	28	520	1.3	12.0	25	352	1.2	11.2	24	96	1.1	11.7	25	119	1.2	8.0	37	127	1.7	13.9
4-Book	23	462	1.1	10.1	20	324	.9	9.0	18	83	.8	8.8	25	124	1.2	7.7	27	97	1.3	10.0
KKBT-FM																				
SP '05	8	299	.4	3.4	11	221	.5	4.9	6	24	.3	2.9	12	48	.6	3.8	12	47	.6	4.5
4-Book	11	301	.5	4.6	8	175	.4	3.8	6	26	.3	2.9	8	40	.4	2.3	9	41	.4	3.3
KLAC-AM																				
SP '05	**	13	**	**	**	**	**	**	**	**	**	**	**	**	**	**	**	**	**	**
4-Book	**	**	**	**	**	**	**	**	**	**	**	**	**	**	**	**	**	**	**	**
KLAX-FM																				
SP '05	1	32		.4	1	22		.4					2	11	.1	.6				
4-Book	1	40		.4	2	29	.1	.9	4	8	.2	1.9	4	17	.2	1.3	2	9	.1	.7
KLOS-FM																				
SP '05	2	53	.1	.9	2	40	.1	.9	4	27	.2	1.9	3	14	.1	1.0	1	8		.4
4-Book	2	59	.1	.7	2	31	.1	.8	2	10	.1	.8	3	10	.1	.9	4	13	.2	1.4
KLSX-FM																				
SP '05	1	17		.4		8														
4-Book		15		.1		3								1						
KLVE-FM																				
SP '05	10	165	.5	4.3	8	134	.4	3.6	2	15	.1	1.0	7	32	.3	2.2	11	22	.5	4.1
4-Book	4	90	.2	1.8	4	63	.2	1.7	3	13	.1	1.5	6	20	.3	1.9	5	15	.2	1.8
KLYY-FM																				
SP '05	4	119	.2	1.7	4	62	.2	1.8					9	26	.4	2.9	1	10		.4
4-Book	5	116	.2	2.0	4	66	.2	2.0	2	6	.1	.8	6	22	.3	1.8	5	17	.2	1.8
KMXE-AM																				
SP '05	**	5	**	**	**	5	**	**	**	**	**	**	**	**	**	**	**	**	**	**
4-Book	**	**	**	**	**	**	**	**	**	**	**	**	**	**	**	**	**	**	**	**
KMZT-FM																				
SP '05	1	27		.4		20								6			1	6		.4
4-Book	1	16		.2		18		.1		2			1	3		.2	1	3		.2
KNX -AM																				
SP '05	1	20		.4		5								1		.1		1		
4-Book		9		.1		5														
KOST-FM																				
SP '05	1	53		.4	1	53		.4	1	6		.5	1	12		.3				
4-Book	1	54		.5	1	36		.6	2	6		.8	1	7		.3		4		.1
KPLM-FM																				
SP '05	1	19		.4	2	14	.1	.9												
4-Book	**	**	**	**	**	**	**	**	**	**	**	**	**	**	**	**	**	**	**	**

Target Listener Estimates - Teens 12-17

** Station(s) not reported this survey.

* Listener estimates adjusted for reported broadcast schedule.

+ Station(s) changed call letters - see Page 13.

4-Book: Avg. of current and previous 3 surveys.
2-Book: Avg. of most recent 2 surveys.

Target Listener Estimates

Teens 12-17																				
Monday-Friday 6AM-7PM				Weekend 6AM-MID				Saturday 6AM-10AM				Saturday 10AM-3PM				Saturday 3PM-7PM				
AQH (00)	Cume (00)	AQH Rtg	AQH Shr	AQH (00)	Cume (00)	AQH Rtg	AQH Shr	AQH (00)	Cume (00)	AQH Rtg	AQH Shr	AQH (00)	Cume (00)	AQH Rtg	AQH Shr	AQH (00)	Cume (00)	AQH Rtg	AQH Shr	
KPWR-FM																				
SP '05	6	224	.3	2.6	6	145	.3	2.7	2	16	.1	1.0	12	61	.6	3.8	7	32	.3	2.6
4-Book	9	245	.4	3.8	7	151	.3	3.3	5	25	.2	2.5	12	60	.6	3.7	13	44	.6	4.7
KRCV-FM																				
SP '05	**	6	**	**	**	**	**	**	**	**	**	**	**	**	**	**	**	**	**	
4-Book	**	**	**	**	**	**	**	**	**	**	**	**	**	**	**	**	**	**	**	
KROQ-FM																				
SP '05	9	199	.4	3.9	6	116	.3	2.7	8	33	.4	3.9	12	38	.6	3.8	4	20	.2	1.5
4-Book	8	187	.3	3.3	6	114	.3	2.7	6	26	.3	3.0	11	44	.5	3.2	7	31	.3	2.5
KRTH-FM																				
SP '05	1	44	.4	3.9	2	31	.1	.9					3	18	.1	1.0	1	7	.4	1.4
4-Book	1	52	.5	3.9	1	24	.5	2.7		3	.1	1.0	1	7	.4	1.0	1	5	.1	1.4
KSCA-FM																				
SP '05	1	32	.4	1.3	1	31	.4	1.5	2	5	.1	1.0	2	15	.1	.6	1	5	.4	1.4
4-Book	3	65	.1	1.3	3	44	.2	1.5	3	11	.1	1.4	7	22	.3	2.2	6	14	.3	2.2
KSSE-FM																				
SP '05	1	48	.4	1.5	1	31	.4	1.5	1	6	.5	1.7					2	10	.1	.8
4-Book	1	42	.5	1.5	1	20	.5	1.7	1	3	.1	.7	1	4	.1	.3	2	6	.1	.6
KTWV-FM																				
SP '05	1	15	.4	1.3	1	6	.2	1.3					1	6	.2	1.3	3	10	.1	.9
4-Book	1	27	.4	1.3	1	13	.2	1.3		2	.2	1.3	1	5	.2	1.3	3	10	.1	.9
KWVE-FM																				
SP '05		19		1.3	1	20	.4	1.3									1	5	.4	1.1
4-Book	1	15	.3	1.3	1	16	.2	1.3									1	1	.4	1.1
KYSR-FM																				
SP '05	1	12	.4	1.3	1	8	.4	1.3	1	1	.3	1.3	2	8	.1	.5	1	8	.4	1.1
4-Book	1	22	.4	1.3	1	15	.4	1.3	1	1	.3	1.3	2	8	.1	.5	1	7	.4	1.1
KZLA-FM																				
SP '05	1	12	.4	1.3	1	25	.4	1.3	1	6	.1	.6	4	12	.2	1.3	3	12	.1	1.1
4-Book	1	23	.3	1.3	1	32	.6	1.3	1	7	.1	.6	2	9	.1	.5	1	6	.5	1.1
TOTALS																				
SP '05	233	1955	10.9	10.9	224	1638	10.5	10.5	206	688	9.7	9.7	314	870	14.7	14.7	266	708	12.5	12.5
4-Book	230	1937	10.9	10.9	220	1618	10.4	10.4	196	613	9.3	9.3	328	913	15.5	15.5	273	745	12.9	12.9

** Station(s) not reported this survey.

* Listener estimates adjusted for reported broadcast schedule.

+ Station(s) changed call letters - see Page 13.

4-Book: Avg. of current and previous 3 surveys.
2-Book: Avg. of most recent 2 surveys.

Target Listener Estimates



Target Listener Estimates - Teens 12-17

	Teens 12-17																			
	Saturday 7PM-MID				Sunday 6AM-10AM				Sunday 10AM-3PM				Sunday 3PM-7PM				Sunday 7PM-MID			
	AQH (00)	Cume (00)	AQH Rtg	AQH Shr	AQH (00)	Cume (00)	AQH Rtg	AQH Shr	AQH (00)	Cume (00)	AQH Rtg	AQH Shr	AQH (00)	Cume (00)	AQH Rtg	AQH Shr	AQH (00)	Cume (00)	AQH Rtg	AQH Shr
KAEH-FM SP '05 4-Book	1 6	6 17	.5 .3	2.7	2	9	.1	1.5	2 10	16 23	.1 .5	.8 4.6	6	16	.3	3.0	5	12	.2	2.4
KATY-FM SP '05 4-Book	**	**	**	**	**	6	**	**	2 **	9 **	.1 **	.8 **	4 **	15 **	.2 **	2.0 **	**	**	**	**
KCAL-AM SP '05 4-Book	**	**	**	**	**	**	**	**	**	**	**	**	**	**	**	**	1 **	5 **	**	.5 **
KCAL-FM SP '05 4-Book	10 10	38 42	.5 .5	5.2 5.4	11 8	30 24	.5 .4	7.5 5.7	11 14	27 46	.5 .6	4.4 6.1	6 11	25 38	.3 .5	3.0 5.3	17 11	50 37	.8 .5	8.4 5.9
KCXX-FM SP '05 4-Book	10 12	35 49	.5 .6	5.2 6.1	3 4	25 18	.1 .2	2.0 3.1	11 9	55 46	.5 .4	4.4 3.9	12 9	55 43	.6 .5	6.0 4.5	11 7	40 35	.5 .3	5.4 3.6
+KDAI-FM SP '05 4-Book	8 **	20 **	.4 **	4.1 **	**	**	**	**	9 **	32 **	.4 **	3.6 **	2 **	10 **	.1 **	1.0 **	2 **	15 **	.1 **	1.0 **
KDIF-AM SP '05 4-Book	**	**	**	**	1 **	5 **	.7 **	**	**	**	**	**	1 **	6 **	.5 **	**	**	**	**	**
KEZY-AM SP '05 4-Book	1 1	5 4	.5 .5	1.0	4 3	10 5	.2 .1	2.7 1.9	3 2	5 4	.1 .1	1.2 .7	1	5 1	.5 .1	1.0	1 1	5 4	.5 .7	1.0
KFRG-FM SP '05 4-Book	2 5	19 10	.1 .2	1.0 2.8	3 2	18 12	.1 .1	2.0 1.4	10 7	33 21	.5 .3	4.0 2.9	12 5	40 20	.6 .2	6.0 2.7	3 3	20 15	.1 .1	1.5 1.8
KGCI-FM SP '05 4-Book	53 42	179 157	2.5 2.0	27.3 21.8	28 22	126 96	1.3 1.0	19.0 16.1	38 39	166 174	1.8 1.9	15.2 17.5	31 40	131 163	1.5 1.9	15.4 19.3	69 60	167 152	3.2 2.8	34.2 31.6
KOLA-FM SP '05 4-Book	2 3	15 10	.1 .1	1.0 1.4	1	4	.8	1.0	2 3	10 14	.1 .1	.8 1.3	1	4 5	.5 .1	1.0	1	5	.4	1.0
KTDD-AM SP '05 4-Book																				
KWIE-FM SP '05 4-Book	27 29	114 107	1.3 1.4	13.9 14.9	17 19	82 70	.8 .9	11.6 13.5	21 20	117 90	1.0 1.0	8.4 9.0	20 30	104 108	.9 1.4	10.0 14.4	19 22	101 85	.9 1.1	9.4 12.0
KXRS-FM SP '05 4-Book	1	2	.3	1.0	1	2	.7	1.0	1	3	.1	.5	3	5	.2	1.5	1	3	.1	.7
KXSB-FM SP '05 4-Book	1	3	.6	1.0	2	16 12	.1 .1	1.4 1.3	3	7	.1	1.3	4	13	.2	2.1	2	5 10	.1 .1	1.0 .8
KABC-AM SP '05 4-Book																				
KBIG-FM SP '05 4-Book	2 1	10 6	.1 .4	1.0	1	6 3	.7 .2	1.0	1	6	.2	1.0					1	2	.3	1.0

** Station(s) not reported this survey.

* Listener estimates adjusted for reported broadcast schedule.

+ Station(s) changed call letters - see Page 13.

4-Book: Avg. of current and previous 3 surveys.
2-Book: Avg. of most recent 2 surveys.

Target Listener Estimates

Teens 12-17																			
Saturday 7PM-MID				Sunday 6AM-10AM				Sunday 10AM-3PM				Sunday 3PM-7PM				Sunday 7PM-MID			
AQH (00)	Cume (00)	AQH Rtg	AQH Shr	AQH (00)	Cume (00)	AQH Rtg	AQH Shr	AQH (00)	Cume (00)	AQH Rtg	AQH Shr	AQH (00)	Cume (00)	AQH Rtg	AQH Shr	AQH (00)	Cume (00)	AQH Rtg	AQH Shr
KCBS-FM	SP '05																		
	4-Book	1	6	.3	2	8	.1	3	16	.1	1.2	1	5	.1	.6	1	4		.4
KFI -AM	SP '05																		
	4-Book		2			3	.2	2	5	.1	.8								
KFWB-AM	SP '05	**	**	**	**	**	**	**	**	**	**	**	**	**	**	**	**	**	**
	4-Book																		
KHHT-FM	SP '05	4	20	.2	1	11	.7	2	5	.1	.8	2	11	.1	1.0	8	22	.4	4.0
	4-Book	3	18	.2	4	18	.2	7	23	.3	3.2	5	23	.3	2.5	12	20	.6	6.3
KIIS-FM	SP '05	24	94	1.1	16	57	.8	31	105	1.5	12.4	22	98	1.0	10.9	20	85	.9	9.9
	4-Book	16	62	.8	14	58	.7	24	101	1.2	10.7	18	63	.9	8.9	16	69	.8	8.5
KKBT-FM	SP '05	10	47	.5	13	37	.6	10	49	.5	4.0	15	45	.7	7.5	10	59	.5	5.0
	4-Book	8	39	.4	8	32	.4	10	54	.5	4.5	10	39	.5	4.7	8	37	.4	4.1
KLAC-AM	SP '05	**	**	**	**	**	**	**	**	**	**	**	**	**	**	**	**	**	**
	4-Book																		
KLAX-FM	SP '05					6		1	16		.4	1	5		.5				
	4-Book	1	8	.1	3	3		2	11	.1	.9	1	3		.3	1	5	.1	.7
KLOS-FM	SP '05					7		4	21	.2	1.6	4	14	.2	2.0				
	4-Book	1	3	.4	2	2		3	12	.1	1.1	3	12	.1	1.2	1	5		.5
KLSX-FM	SP '05				2	8	.1	1			1.4								
	4-Book				1	2					.4								
KLVE-FM	SP '05	6	39	.3	6	28	.3	7	31	.3	2.8	15	47	.7	7.5	9	46	.4	4.5
	4-Book	4	20	.2	2	7	.1	3	10	.1	1.1	5	16	.2	2.3	3	15	.1	1.7
KLYY-FM	SP '05	1	5	.5	2	10	.1	10	15	.5	4.0	7	35	.3	3.5		5		
	4-Book	4	15	.2	4	13	.2	6	19	.3	2.4	6	21	.3	2.9	2	7	.1	1.1
KMXE-AM	SP '05	**	**	**	**	**	**	**	**	**	**	**	**	**	**	**	**	**	**
	4-Book															1	5		.5
KMZT-FM	SP '05				1	6	.7		8										
	4-Book				1	3	.6	1	7		.2	1	8		.3				
KNX -AM	SP '05												1	5	.5				
	4-Book												1	3	.3	1	2		.3
KOST-FM	SP '05	4	11	.2	1	6	.7	2	24	.1	.8	1	12	.5					
	4-Book	2	7	.1	1	7	1.0	2	13	.1	.7	1	6	.5		2	6	.1	1.0
KPLM-FM	SP '05	**	**	**	**	**	**	**	**	**	**	**	**	**	**	**	**	**	**
	4-Book																		

** Station(s) not reported this survey.

* Listener estimates adjusted for reported broadcast schedule.

+ Station(s) changed call letters - see Page 13.

4-Book: Avg. of current and previous 3 surveys.
2-Book: Avg. of most recent 2 surveys.

Target Listener Estimates

Target Listener Estimates - Teens 12-17

	Teens 12-17																			
	Saturday 7PM-MID				Sunday 6AM-10AM				Sunday 10AM-3PM				Sunday 3PM-7PM				Sunday 7PM-MID			
	AQH (00)	Cume (00)	AQH Rtg	AQH Shr	AQH (00)	Cume (00)	AQH Rtg	AQH Shr	AQH (00)	Cume (00)	AQH Rtg	AQH Shr	AQH (00)	Cume (00)	AQH Rtg	AQH Shr	AQH (00)	Cume (00)	AQH Rtg	AQH Shr
KPWR-FM																				
SP '05	9	33	.4	4.6	2	13	.1	1.4	2	15	.1	.8	9	29	.4	4.5	8	29	.4	4.0
4-Book	7	32	.3	3.1	3	15	.1	1.8	5	33	.3	2.4	9	33	.4	4.1	4	16	.2	2.2
KRCV-FM																				
SP '05	**	**	**	**	**	**	**	**	**	**	**	**	**	**	**	**	**	**	**	**
4-Book	**	**	**	**	**	**	**	**	**	**	**	**	**	**	**	**	**	**	**	**
KROQ-FM																				
SP '05	4	17	.2	2.1	1	6		.7	13	33	.6	5.2	6	27	.3	3.0	2	13	.1	1.0
4-Book	4	20	.2	2.2	4	13	.2	2.8	8	30	.4	3.6	5	20	.2	2.3	4	13	.2	2.0
KRTH-FM																				
SP '05	1	7		.5					3	13	.1	1.2	3	13	.1	1.5	2	7	.1	1.0
4-Book	3	8	.1	1.6	1	3		.4	1	5		.3	1	3		.4	1	4	.1	.5
KSCA-FM																				
SP '05	1	5		.5					1	5		.4	1	11		.5	2	7	.1	1.0
4-Book	3	12	.1	1.5	2	9	.1	1.4	1	5		.5	1	11		.5	2	7	.1	1.0
KSSE-FM																				
SP '05	1	5		.5	1	5		.7	2	6	.1	.8					1	5		.5
4-Book		3		.1		1		.2	1	3		.2	1	4	.1	.5	1	4		.4
KTWV-FM																				
SP '05													1	3		.3				
4-Book		3		.2		3		.2		2							2			.1
KVVE-FM																				
SP '05					3	15	.1	2.0	1	8		.4					1	2		.3
4-Book					2	9	.1	1.5	1	7		.6					2			.3
KYSR-FM																				
SP '05										8				8						
4-Book	1	2		.4					1	5		.2		4		.1	1	4		.3
KZLA-FM																				
SP '05	2	20	.1	1.0																
4-Book	1	8		.4	2	8	.1	1.5	3	6	.2	1.6	1	6		.6	1	4		.3
TOTALS																				
SP '05	194	682	9.1		147	554	6.9		250	733	11.7		201	661	9.4		202	606	9.5	
4-Book	194	611	9.2		138	485	6.5		226	713	10.7		205	603	9.7		188	537	8.9	

** Station(s) not reported this survey.

* Listener estimates adjusted for reported broadcast schedule.

+ Station(s) changed call letters - see Page 13.

4-Book: Avg. of current and previous 3 surveys.
2-Book: Avg. of most recent 2 surveys.

Listener AQH Composition

Monday-Sunday 6AM-MID																
AQH Persons (00)																
	Persons 12+	Teens 12-17	Men 18+	Men 18-24	Men 25-34	Men 35-44	Men 45-54	Men 55-64	Men 65+	Women 18+	Women 18-24	Women 25-34	Women 35-44	Women 45-54	Women 55-64	Women 65+
KAEH-FM	22	2	13	5	7	1				7	2	4				
(%)	100	10	60	24	31	5	1			30	8	20	2			
Rating	.1	.1	.2	.4	.5	.1				.1	.2	.3				
Share	.9	.9	1.1	2.7	2.6	.4				.6	1.2	1.8				
KATY-FM	29	1	8		1	3		1	2	21	1	7	4	3	2	3
(%)	100	3	27		3	10	1	5	7	71	3	25	13	10	8	12
Rating	.2		.1		.1	.2		.1	.2	.3	.1	.5	.3	.2	.2	.3
Share	1.2	.4	.7		.4	1.1		.8	2.0	1.9	.6	3.1	1.7	1.6	1.6	2.2
KCAL-AM	15		8		2	1	4			7		2	1	2		2
(%)	100	2	52		15	8	28			46	1	11	9	12	2	12
Rating	.1		.1		.1	.1	.3			.1		.1	.1	.2		.2
Share	.6		.7		.8	.4	1.8			.6		.9	.4	1.1		1.5
KCAL-FM	72	13	42	8	18	12	5			16	5	3	6	1		
(%)	100	19	59	11	25	16	7			23	7	4	8	2		
Rating	.4	.6	.6	.7	1.2	.8	.4			.2	.5	.2	.4	.1		
Share	2.9	5.7	3.6	4.3	6.8	4.5	2.2			1.5	3.0	1.3	2.5	.5		
KCXX-FM	65	13	35	11	11	12	1			17	3	8	3	2	1	
(%)	100	20	54	18	17	18	1			26	5	13	4	3	1	
Rating	.4	.6	.5	.9	.7	.8	.1			.2	.3	.6	.2	.2	.1	
Share	2.6	5.7	3.0	5.9	4.2	4.5	.4			1.6	1.8	3.5	1.2	1.1	.8	
KDAI-FM	37	4	23	7	7	7	1			11	5	3	2			
(%)	100	10	62	19	19	20	3			28	14	8	5	1	1	
Rating	.2	.2	.3	.6	.5	.5	.1			.2	.5	.2	.1			
Share	1.5	1.8	2.0	3.8	2.6	2.6	.4			1.0	3.0	1.3	.8			
KDIF-AM	22		7		2	1	2	1		15	3	2	3	3	3	
(%)	100	2	32		11	6	11	5		66	14	9	14	14	15	1
Rating	.1		.1		.1	.1	.2	.1		.2	.3	.1	.2	.2	.4	
Share	.9		.6		.8	.4	.9	.8		1.4	1.8	.9	1.2	1.6	2.4	
KEZY-AM	14	2	8		5	1	1	1		4		2		1	1	
(%)	100	12	55		39	4	4	9		32		14	2	8	9	1
Rating	.1	.1	.1		.3	.1	.1	.1		.1		.1		.1	.1	
Share	.6	.9	.7		1.9	.4	.4	.8		.4		.9		.5	.8	
KFRG-FM	135	5	63	1	4	16	23	11	8	67	4	10	15	12	16	9
(%)	100	4	46		3	12	17	8	6	50	3	7	11	9	12	7
Rating	.8	.2	.9	.1	.3	1.1	1.8	1.4	.9	.9	.4	.7	1.0	.9	1.9	.8
Share	5.4	2.2	5.4	.5	1.5	6.0	10.2	8.7	8.0	6.2	2.4	4.4	6.2	6.4	12.7	6.6
KGGI-FM	188	51	69	18	23	16	4	6	2	68	21	24	10	6	2	5
(%)	100	27	37	9	12	8	2	3	1	36	11	13	5	3	1	3
Rating	1.1	2.4	1.0	1.5	1.5	1.1	.3	.8	.2	.9	1.9	1.7	.7	.5	.2	.4
Share	7.6	22.5	5.9	9.7	8.7	6.0	1.8	4.8	2.0	6.3	12.7	10.5	4.1	3.2	1.6	3.7
KOLA-FM	98	2	36	5	2	7	6	7	9	59	1	6	10	21	11	11
(%)	100	3	37	5	2	7	6	8	9	61	1	6	10	21	11	12
Rating	.6	.1	.5	.4	.1	.5	.5	.9	1.0	.8	.1	.4	.7	1.6	1.3	.9
Share	4.0	.9	3.1	2.7	.8	2.6	2.7	5.6	9.0	5.4	.6	2.6	4.1	11.2	8.7	8.1
KTDD-AM	27		10				3	1	6	18					6	11
(%)	100		36				12	2	21	64				23	39	
Rating	.2		.1				.2	.1	.7	.2				.7	.9	
Share	1.1		.9				1.3	.8	6.0	1.7				4.8	8.1	
KWIE-FM	101	25	41	22	14	2	2			35	16	12	6	1		
(%)	100	25	41	22	14	2	2			35	16	12	6	1		
Rating	.6	1.2	.6	1.8	.9	.1	.2			.5	1.5	.8	.4	.1		
Share	4.1	11.0	3.5	11.9	5.3	.8	.9			3.2	9.7	5.3	2.5	.5		
KXRS-FM	24		10	2	6	1		2		14	3		2	4	4	
(%)	100	1	41	7	27	5		2		58	14	2	8	18	16	
Rating	.1		.1	.2	.4	.1		.1		.2	.3		.1	.3	.5	
Share	1.0		.9	1.1	2.3	.4				1.3	1.8		.8	2.1	3.2	

* Listener estimates adjusted for reported broadcast schedule.

+ Station(s) changed call letters - see Page 13.

& Both of the previous footnotes apply.

Listener Cume Composition

Monday-Sunday 6AM-MID																
Cume Persons (00)																
	Persons 12+	Teens 12-17	Men 18+	Men 18-24	Men 25-34	Men 35-44	Men 45-54	Men 55-64	Men 65+	Women 18+	Women 18-24	Women 25-34	Women 35-44	Women 45-54	Women 55-64	Women 65+
KAEH-FM	415	62	215	86	99	24	6			137	50	63	18	6		
(%)	100	15	52	21	24	6	2			33	12	15	4	1		
Rating	2.5	2.9	3.0	7.1	6.6	1.6	.5			1.9	4.6	4.4	1.2	.5		
KATY-FM	475	33	125		23	35	17	23	27	316	24	49	43	95	40	65
(%)	100	7	26		5	7	3	5	6	67	5	10	9	20	8	14
Rating	2.9	1.6	1.7		1.5	2.3	1.3	2.9	3.0	4.3	2.2	3.4	2.9	7.4	4.9	5.4
KCAL-AM	156	10	46		8	18	20			101	13	19	24	19	7	19
(%)	100	6	29		5	11	13			64	8	12	15	12	5	12
Rating	.9	.5	.6		.5	1.2	1.6			1.4	1.2	1.3	1.6	1.5	.9	1.6
KCAL-FM	1487	347	717	236	214	154	113			422	116	126	105	31	10	33
(%)	100	23	48	16	14	10	8			28	8	9	7	2	1	2
Rating	8.9	16.3	10.0	19.4	14.3	10.1	8.8			5.8	10.7	8.8	7.0	2.4	1.2	2.8
KCXX-FM	1224	356	508	231	114	110	44		9	360	105	115	79	33	18	11
(%)	100	29	41	19	9	9	4		1	29	9	9	6	3	1	1
Rating	7.3	16.7	7.1	19.0	7.6	7.2	3.4		1.0	4.9	9.7	8.0	5.3	2.6	2.2	.9
KDAI-FM	614	127	295	70	83	92	40		10	192	64	54	47	13	5	8
(%)	100	21	48	11	14	15	7		2	31	10	9	8	2	1	1
Rating	3.7	6.0	4.1	5.8	5.5	6.1	3.1		1.1	2.6	5.9	3.8	3.1	1.0	.6	.7
KDIF-AM	297	16	114		31	18	39	26		167	32	26	38	25	36	11
(%)	100	5	38		10	6	13	9		56	11	9	13	8	12	4
Rating	1.8	.8	1.6		2.1	1.2	3.0	3.3		2.3	2.9	1.8	2.5	1.9	4.4	.9
KEZY-AM	111	10	58		17	26	6	9		44		6	5	15	7	11
(%)	100	9	52		15	23	5	8		39		6	4	13	6	10
Rating	.7	.5	.8		1.1	1.7	.5	1.2		.6		.4	.3	1.2	.9	.9
KFRG-FM	2077	119	873	42	110	160	253	142	165	1085	156	222	201	160	168	178
(%)	100	6	42	2	5	8	12	7	8	52	8	11	10	8	8	9
Rating	12.5	5.6	12.1	3.5	7.3	10.5	19.8	18.2	18.2	14.8	14.3	15.5	13.4	12.4	20.4	14.9
KGGI-FM	3634	1001	1183	417	348	241	87	57	33	1450	471	408	258	203	60	49
(%)	100	28	33	11	10	7	2	2	1	40	13	11	7	6	2	1
Rating	21.8	47.0	16.4	34.3	23.2	15.9	6.8	7.3	3.6	19.8	43.3	28.5	17.2	15.8	7.3	4.1
KOLA-FM	1876	111	814	102	77	136	170	182	146	952	43	84	144	297	178	205
(%)	100	6	43	5	4	7	9	10	8	51	2	4	8	16	10	11
Rating	11.3	5.2	11.3	8.4	5.1	9.0	13.3	23.3	16.1	13.0	4.0	5.9	9.6	23.1	21.7	17.1
KTDD-AM	216		109			6	15	16	72	108	6		13	19	14	55
(%)	100		50			3	7	8	33	50	3		6	9	7	25
Rating	1.3		1.5			.4	1.2	2.0	7.9	1.5	.6		.9	1.5	1.7	4.6
KWIE-FM	2128	678	734	351	241	91	39	5	7	716	245	261	126	44	13	28
(%)	100	32	35	16	11	4	2	.6	.8	34	11	12	6	2	1	1
Rating	12.8	31.8	10.2	28.9	16.1	6.0	3.0	.6	.8	9.8	22.5	18.2	8.4	3.4	1.6	2.3
KXRS-FM	267	26	135	34	52	34	8	7		107	25	18	22	19	22	
(%)	100	10	50	13	19	13	3	3		40	9	7	8	7	8	
Rating	1.6	1.2	1.9	2.8	3.5	2.2	.6	.9		1.5	2.3	1.3	1.5	1.5	2.7	

Listener Composition

* Listener estimates adjusted for reported broadcast schedule. + Station(s) changed call letters - see Page 13. & Both of the previous footnotes apply.

Listener AQH Composition

Monday-Sunday 6AM-MID																
AQH Persons (00)																
	Persons 12+	Teens 12-17	Men 18+	Men 18-24	Men 25-34	Men 35-44	Men 45-54	Men 55-64	Men 65+	Women 18+	Women 18-24	Women 25-34	Women 35-44	Women 45-54	Women 55-64	Women 65+
KXSB-FM	57	1	39	15	15	2	4	3		17	3	3	1	4	1	5
(%)	100	2	68	25	26	4	7	6		30	6	5	2	6	2	8
Rating	.3		.5	1.2	1.0	.1	.3	.4		.2	.3	.2	.1	.3	.1	.4
Share	2.3	.4	3.3	8.1	5.7	.8	1.8	2.4		1.6	1.8	1.3	.4	2.1	.8	3.7
KABC-AM	21		13		1		1	7	3	8				3	4	1
(%)	100		61	2	4	2	5	36	13	39	1	2		15	18	3
Rating	.1		.2		.1		.1	.9	.3	.1				.2	.5	.1
Share	.8		1.1		.4		.4	5.6	3.0	.7				1.6	3.2	.7
KBIG-FM	40	2	12	1	2	3	3	1	2	26	2	8	8	8	1	
(%)	100	5	30	2	5	8	8	3	5	65	4	21	19	19	1	1
Rating	.2	.1	.2	.1	.1	.2	.2	.1	.2	.4	.2	.6	.5	.6	.1	
Share	1.6	.9	1.0	.5	.8	1.1	1.3	.8	2.0	2.4	1.2	3.5	3.3	4.3	.8	
KCBS-FM	68	2	37	2	9	17	8	1		29	3	5	13	5	2	
(%)	100	3	55	3	13	25	12	1		43	4	8	19	8	3	
Rating	.4	.1	.5	.2	.6	1.1	.6	.1		.4	.3	.3	.9	.4	.2	
Share	2.7	.9	3.2	1.1	3.4	6.4	3.5	.8		2.7	1.8	2.2	5.4	2.7	1.6	
KFI -AM	159	1	89	5	4	16	28	20	17	69	1	2	9	15	17	25
(%)	100	1	56	3	2	10	17	13	11	43	1	1	6	10	10	16
Rating	1.0		1.2	.4	.3	1.1	2.2	2.6	1.9	.9	.1	.1	.6	1.2	2.1	2.1
Share	6.4	.4	7.6	2.7	1.5	6.0	12.4	15.9	17.0	6.4	.6	.9	3.7	8.0	13.5	18.4
KFVB-AM	9		7		1		1	1	4	2				1	1	1
(%)	100		81	5	6	5	15	8	42	19		1	4	1	1	12
Rating	.1		.1		.1		.1	.1	.4							.1
Share	.4		.6		.4		.4	.8	4.0	.2						.7
KHHT-FM	58	4	18	1	1	10	4	1		35	3	8	10	6	4	4
(%)	100	8	31	2	2	18	7	2		61	5	14	18	11	7	6
Rating	.3	.2	.2	.1	.1	.7	.3	.1		.5	.3	.6	.7	.5	.5	.3
Share	2.3	1.8	1.5	.5	.4	3.8	1.8	.8		3.2	1.8	3.5	4.1	3.2	3.2	2.9
KIIS-FM	82	27	16	7	5	3	1			39	14	13	4	6	2	1
(%)	100	33	19	9	6	3	1			48	17	16	5	7	2	1
Rating	.5	1.3	.2	.6	.3	.2	.1			.5	1.3	.9	.3	.5	.2	.1
Share	3.3	11.9	1.4	3.8	1.9	1.1	.4			3.6	8.5	5.7	1.7	3.2	1.6	.7
KKBT-FM	38	9	12	6	1	1	3	1		17	3	5	5	3		
(%)	100	24	32	15	3	3	9	2		45	8	14	13	9	1	
Rating	.2	.4	.2	.5	.1	.1	.2	.1		.2	.3	.3	.3	.2		
Share	1.5	4.0	1.0	3.2	.4	.4	1.3	.8		1.6	1.8	2.2	2.1	1.6		
KLAC-AM	9		9		2	4	1	1		5						4
(%)	100	1	94		21	48	10	10	5	5				1		
Rating	.1		.1		.1	.3	.1	.1								
Share	.4		.8		.8	1.5	.4	.8								
KLAX-FM	36	1	25	4	7	8	4	2		10	3	4	3			
(%)	100	1	70	11	19	23	11	5	1	28	8	10	8	1	1	
Rating	.2		.3	.3	.5	.5	.3	.3		.1	.3	.3	.2			
Share	1.5	.4	2.1	2.2	2.6	3.0	1.8	1.6		.9	1.8	1.8	1.2			
KLDS-FM	53	2	31	2	2	11	14	2		20		1	13	5	1	
(%)	100	3	58	4	3	20	27	4		38	1	2	25	9	1	
Rating	.3	.1	.4	.2	.1	.7	1.1	.3		.3		.1	.9	.4	.1	
Share	2.1	.9	2.7	1.1	.8	4.2	6.2	1.6		1.8		.4	5.4	2.7	.8	
KLSX-FM	40	1	27	4	14	2	4	4		12	1	5	2	2	1	
(%)	100	2	69	9	34	5	11	9	1	29	2	13	4	6	3	
Rating	.2	.4	.3	.3	.9	.1	.3	.5		.2	.1	.3	.1	.2	.1	
Share	1.6	.4	2.3	2.2	5.3	.8	1.8	3.2		1.1	.6	2.2	.8	1.1	.8	
KLVE-FM	86	9	28	5	8	10	4		1	49	5	15	16	9	1	3
(%)	100	11	32	5	9	12	4		1	57	6	18	18	10	1	3
Rating	.5	.4	.4	.4	.5	.7	.3		.1	.7	.5	1.0	1.1	.7	.1	.3
Share	3.5	4.0	2.4	2.7	3.0	3.8	1.8		1.0	4.5	3.0	6.6	6.6	4.8	.8	2.2

* Listener estimates adjusted for reported broadcast schedule.

+ Station(s) changed call letters - see Page 13.

& Both of the previous footnotes apply.

Listener Cume Composition

Monday-Sunday 6AM-MID																
Cume Persons (00)																
	Persons 12+	Teens 12-17	Men 18+	Men 18-24	Men 25-34	Men 35-44	Men 45-54	Men 55-64	Men 65+	Women 18+	Women 18-24	Women 25-34	Women 35-44	Women 45-54	Women 55-64	Women 65+
KXSB-FM	687	54	355	107	147	41	46	14		278	82	89	38	47	14	8
(%)	100	8	52	16	21	6	7	2		40	12	13	6	7	2	1
Rating	4.1	2.5	4.9	8.8	9.8	2.7	3.6	1.8		3.8	7.5	6.2	2.5	3.6	1.7	.7
KABC-AM	327		179	9	7	22	15	75	51	148	13	13	7	28	57	30
(%)	100		55	3	2	7	5	23	16	45	4	4	2	9	17	9
Rating	2.0		2.5	.7	.5	1.4	1.2	9.6	5.6	2.0	1.2	.9	.5	2.2	6.9	2.5
KBIG-FM	804	61	293	32	73	73	50	31	34	450	51	149	60	128	25	37
(%)	100	8	36	4	9	9	6	4	4	56	6	19	7	16	3	5
Rating	4.8	2.9	4.1	2.6	4.9	4.8	3.9	4.0	3.7	6.1	4.7	10.4	4.0	9.9	3.0	3.1
KCBS-FM	1343	87	734	78	131	275	207	35	8	522	59	141	187	117	10	8
(%)	100	6	55	6	10	20	15	3	1	39	4	11	14	9	1	1
Rating	8.1	4.1	10.2	6.4	8.7	18.1	16.2	4.5	.9	7.1	5.4	9.8	12.5	9.1	1.2	.7
KFI -AM	1941	66	1111	46	85	233	237	215	295	764	25	64	160	150	152	213
(%)	100	3	57	2	4	12	12	11	15	39	1	3	8	8	8	11
Rating	11.7	3.1	15.4	3.8	5.7	15.3	18.5	27.5	32.5	10.4	2.3	4.5	10.7	11.6	18.5	17.8
KFWB-AM	286		202	9	8	30	49	32	74	83		8	11	6	16	43
(%)	100		71	3	3	11	17	11	26	29		3	4	2	6	15
Rating	1.7		2.8	.7	.5	2.0	3.8	4.1	8.1	1.1		.6	.7	.5	1.9	3.6
KHHT-FM	1034	158	266	57	50	41	85	32		610	142	175	138	95	44	16
(%)	100	15	26	5	5	4	8	3		59	14	17	13	9	4	2
Rating	6.2	7.4	3.7	4.7	3.3	2.7	6.6	4.1		8.3	13.1	12.2	9.2	7.4	5.4	1.3
KIIS-FM	1991	605	456	135	141	99	55	14	13	929	321	263	160	126	33	26
(%)	100	30	23	7	7	5	3	1	1	47	16	13	8	6	2	1
Rating	12.0	28.4	6.3	11.1	9.4	6.5	4.3	1.8	1.4	12.7	29.5	18.4	10.7	9.8	4.0	2.2
KKBT-FM	1193	359	334	156	72	39	50	18		499	141	148	113	63	26	8
(%)	100	30	28	13	6	3	4	1		42	12	12	9	5	2	1
Rating	7.2	16.9	4.6	12.8	4.8	2.6	3.9	2.3		6.8	13.0	10.3	7.5	4.9	3.2	.7
KLAC-AM	251	13	213		23	97	25	28	40	25				6	5	14
(%)	100	5	85		9	39	10	11	16	10				3	2	6
Rating	1.5	.6	3.0		1.5	6.4	2.0	3.6	4.4	.3				.5	.6	1.2
KLAX-FM	700	56	383	36	101	117	39	52	39	261	63	81	81	6	20	11
(%)	100	8	55	5	14	17	6	7	6	37	9	12	12	1	3	2
Rating	4.2	2.6	5.3	3.0	6.7	7.7	3.0	6.7	4.3	3.6	5.8	5.7	5.4	.5	2.4	.9
KLOS-FM	929	74	507	45	55	178	193	36		348	36	35	156	89	25	8
(%)	100	8	55	5	6	19	21	4		38	4	4	17	10	3	1
Rating	5.6	3.5	7.0	3.7	3.7	11.7	15.1	4.6		4.8	3.3	2.4	10.4	6.9	3.0	.7
KLSX-FM	608	25	381	54	161	60	57	41	8	202	19	100	23	33	20	8
(%)	100	4	63	9	26	10	9	7	1	33	3	17	4	5	3	1
Rating	3.7	1.2	5.3	4.4	10.7	3.9	4.5	5.2	.9	2.8	1.7	7.0	1.5	2.6	2.4	.7
KLVE-FM	1322	198	470	63	146	165	65	9	23	654	126	166	217	94	29	22
(%)	100	15	36	5	11	12	5	1	2	49	10	13	16	7	2	2
Rating	7.9	9.3	6.5	5.2	9.7	10.9	5.1	1.2	2.5	8.9	11.6	11.6	14.5	7.3	3.5	1.8

Listener Composition

* Listener estimates adjusted for reported broadcast schedule.

+ Station(s) changed call letters - see Page 13.

& Both of the previous footnotes apply.

Listener AQH Composition

Monday-Sunday 6AM-MID																
AQH Persons (00)																
	Persons 12+	Teens 12-17	Men 18+	Men 18-24	Men 25-34	Men 35-44	Men 45-54	Men 55-64	Men 65+	Women 18+	Women 18-24	Women 25-34	Women 35-44	Women 45-54	Women 55-64	Women 65+
KLYY-FM	97	4	48	5	16	14	8	2	3	46	6	13	15	7	3	3
(%)	100	4	49	6	16	14	8	2	3	47	6	13	15	7	3	3
Rating	.6	.2	.7	.4	1.1	.9	.6	.3	.3	.6	.6	.9	1.0	.5	.4	.3
Share	3.9	1.8	4.1	2.7	6.0	5.3	3.5	1.6	3.0	4.2	3.6	5.7	6.2	3.7	2.4	2.2
KMXE-AM	13		9		1	2		5		5			2	1	1	
(%)	100		64	3	7	17	2	35		36		1	16	9	6	4
Rating	.1		.1		.1	.1		.6		.1			.1	.1	.1	
Share	.5		.8		.4	.8		4.0		.5			.8	.5	.8	
KMZT-FM	13	1	8			1		5	2	4				1		3
(%)	100	6	62		1	6	3	38	14	33			1	7	3	21
Rating	.1		.1			.1		.6	.2	.1				.1		.3
Share	.5	.4	.7			.4		4.0	2.0	.4				.5		2.2
KNX -AM	31		21		1	5	9	3	3	10			3	2	3	1
(%)	100	1	67		2	17	30	9	10	31		1	10	7	8	5
Rating	.2		.3		.1	.3	.7	.4	.3	.1			.2	.2	.4	.1
Share	1.3		1.8		.4	1.9	4.0	2.4	3.0	.9			1.2	1.1	2.4	.7
KOST-FM	64	1	22	3	4	4	7	3	2	41	9	6	9	7	7	3
(%)	100	2	35	5	6	6	11	4	3	64	14	9	14	11	11	5
Rating	.4		.3	.2	.3	.3	.5	.4	.2	.6	.8	.4	.6	.5	.9	.3
Share	2.6	.4	1.9	1.6	1.5	1.5	3.1	2.4	2.0	3.8	5.5	2.6	3.7	3.7	5.6	2.2
KPLM-FM	10	1	5		1		4			4			1	1		1
(%)	100	10	54		8	2	38	4	2	36	4	1	6	14	2	8
Rating	.1		.1		.1		.3			.1			.1	.1		.1
Share	.4	.4	.4		.4		1.8			.4			.4	.5		.7
KPWR-FM	44	7	22	13	8					15	7	5	2	1		
(%)	100	15	51	30	19	1				34	16	12	4	2		
Rating	.3	.3	.3	1.1	.5					.2	.6	.3	.1	.1		
Share	1.8	3.1	1.9	7.0	3.0					1.4	4.2	2.2	.8	.5		
KRCV-FM	11		6			3	2			5			3		1	
(%)	100	1	56		2	27	22		4	43	2	1	26	3	8	4
Rating	.1		.1			.2	.2			.1			.2		.1	
Share	.4		.5			1.1	.9			.5			1.2		.8	
KROQ-FM	31	8	13	6	4	1	1		1	11	6	3	1	1		
(%)	100	24	40	19	12	5	3		2	36	20	10	3	2		
Rating	.2	.4	.2	.5	.3	.1	.1		.1	.2	.6	.2	.1	.1		
Share	1.3	3.5	1.1	3.2	1.5	.4	.4		1.0	1.0	3.6	1.3	.4	.5		
KRTH-FM	27	1	15	1	1	4	3	5	2	10			2	2	4	
(%)	100	4	57	4	2	15	10	19	7	39	2		4	9	15	1
Rating	.2		.2	.1	.1	.3	.2	.6	.2	.1			.1	.2	.5	
Share	1.1	.4	1.3	.5	.4	1.5	1.3	4.0	2.0	.9			.4	.8	1.1	3.2
KSCA-FM	72	1	41	13	12	8	6	2		30	11	9	4	1	1	5
(%)	100	1	57	18	17	11	9	3	1	42	15	13	6	1	1	6
Rating	.4		.6	1.1	.8	.5	.5	.3		.4	1.0	.6	.3	.1	.1	.4
Share	2.9	.4	3.5	7.0	4.5	3.0	2.7	1.6		2.8	6.7	3.9	1.7	.5	.8	3.7
KSSE-FM	22	1	13	2	5	4	1			9	2	5	2			
(%)	100	4	56	9	23	19	5	1		40	8	22	8	2		
Rating	.1		.2	.2	.3	.3	.1			.1	.2	.3	.1			
Share	.9	.4	1.1	1.1	1.9	1.5	.4			.8	1.2	2.2	.8			
KTWV-FM	42		20		4	3	9	2	2	21			5	7	5	3
(%)	100	1	48		9	7	23	4	5	51	1		13	17	13	7
Rating	.3		.3		.3	.2	.7	.3	.2	.3			.3	.5	.6	.3
Share	1.7		1.7		1.5	1.1	4.0	1.6	2.0	1.9			2.1	3.7	4.0	2.2
KWVE-FM	24		16	1	1	4	5	3	3	8	1	1	3	3	1	1
(%)	100	1	65	2	4	16	19	11	12	34	3	3	11	12	2	3
Rating	.1		.2	.1	.1	.3	.4	.4	.3	.1	.1	.1	.2	.2	.1	.1
Share	1.0		1.4	.5	.4	1.5	2.2	2.4	3.0	.7	.6	.4	1.2	1.6	.8	.7

* Listener estimates adjusted for reported broadcast schedule.

+ Station(s) changed call letters - see Page 13.

& Both of the previous footnotes apply.

Listener Cume Composition

Monday-Sunday 6AM-MID																
Cume Persons (00)																
	Persons 12+	Teens 12-17	Men 18+	Men 18-24	Men 25-34	Men 35-44	Men 45-54	Men 55-64	Men 65+	Women 18+	Women 18-24	Women 25-34	Women 35-44	Women 45-54	Women 55-64	Women 65+
KLYY-FM	1493	151	645	88	192	198	90	43	35	697	132	203	217	87	29	29
(%)	100	10	43	6	13	13	6	3	2	47	9	14	15	6	2	2
Rating	9.0	7.1	9.0	7.2	12.8	13.0	7.0	5.5	3.9	9.5	12.1	14.2	14.5	6.8	3.5	2.4
KMXE-AM	153	5	64	9	8	18	13	17		83	6	13	19	12	12	22
(%)	100	3	42	6	5	12	8	11		55	4	8	12	8	8	14
Rating	.9	.2	.9	.7	.5	1.2	1.0	2.2		1.1	.6	.9	1.3	.9	1.5	1.8
KMZT-FM	306	27	149		8	23	35	32	51	131			18	13	20	80
(%)	100	9	49		3	8	11	10	17	43			6	4	7	26
Rating	1.8	1.3	2.1		.5	1.5	2.7	4.1	5.6	1.8			1.2	1.0	2.4	6.7
KNX -AM	767	20	488	7	37	145	123	64	111	260		6	58	62	50	83
(%)	100	3	64	1	5	19	16	8	15	34		1	8	8	7	11
Rating	4.6	.9	6.8	.6	2.5	9.5	9.6	8.2	12.2	3.5		.4	3.9	4.8	6.1	6.9
KOST-FM	1356	106	408	38	66	100	105	72	28	842	130	206	181	203	86	36
(%)	100	8	30	3	5	7	8	5	2	62	10	15	13	15	6	3
Rating	8.1	5.0	5.7	3.1	4.4	6.6	8.2	9.2	3.1	11.5	11.9	14.4	12.1	15.8	10.5	3.0
KPLM-FM	224	25	70		23	14	16	10	7	128	29	13	12	36	11	28
(%)	100	11	31		10	6	7	5	3	57	13	6	5	16	5	12
Rating	1.3	1.2	1.0		1.5	.9	1.3	1.3	.8	1.7	2.7	.9	.8	2.8	1.3	2.3
KPWR-FM	1243	286	540	252	245	32	7	5		417	163	179	55	19		
(%)	100	23	43	20	20	3	1			34	13	14	4	2		
Rating	7.5	13.4	7.5	20.7	16.3	2.1	.5	.6		5.7	15.0	12.5	3.7	1.5		
KRCV-FM	251	6	126		15	59	38		13	119	13	6	47	20	22	11
(%)	100	2	50		6	23	15		5	48	5	3	19	8	9	4
Rating	1.5	.3	1.7		1.0	3.9	3.0		1.4	1.6	1.2	.4	3.1	1.6	2.7	.9
KROQ-FM	1082	245	458	157	143	46	73	11	29	380	128	116	58	64	5	8
(%)	100	23	42	14	13	4	7	1	3	35	12	11	5	6		1
Rating	6.5	11.5	6.4	12.9	9.5	3.0	5.7	1.4	3.2	5.2	11.8	8.1	3.9	5.0	.6	.7
KRTH-FM	779	78	372	14	39	77	115	89	38	329	49	28	66	86	61	39
(%)	100	10	48	2	5	10	15	11	5	42	6	4	9	11	8	5
Rating	4.7	3.7	5.2	1.2	2.6	5.1	9.0	11.4	4.2	4.5	4.5	2.0	4.4	6.7	7.4	3.3
KSCA-FM	1015	48	527	116	153	100	92	40	26	440	113	121	85	22	27	72
(%)	100	5	52	11	15	10	9	4	3	43	11	12	8	2	3	7
Rating	6.1	2.3	7.3	9.5	10.2	6.6	7.2	5.1	2.9	6.0	10.4	8.4	5.7	1.7	3.3	6.0
KSSE-FM	441	74	184	34	53	53	35	9		182	37	71	47	20	7	
(%)	100	17	42	8	12	12	8	2		41	8	16	11	5	2	
Rating	2.6	3.5	2.6	2.8	3.5	3.5	2.7	1.2		2.5	3.4	5.0	3.1	1.6	.9	
KTWV-FM	705	22	344		62	80	123	45	35	339	5	22	81	116	73	42
(%)	100	3	49		9	11	17	6	5	48	1	3	11	16	10	6
Rating	4.2	1.0	4.8		4.1	5.3	9.6	5.8	3.9	4.6	.5	1.5	5.4	9.0	8.9	3.5
KWVE-FM	533	32	247	13	24	47	70	41	51	254	24	29	85	63	21	33
(%)	100	6	46	3	5	9	13	8	10	48	4	5	16	12	4	6
Rating	3.2	1.5	3.4	1.1	1.6	3.1	5.5	5.2	5.6	3.5	2.2	2.0	5.7	4.9	2.6	2.8

Listener Composition

* Listener estimates adjusted for reported broadcast schedule.

+ Station(s) changed call letters - see Page 13.

& Both of the previous footnotes apply.

Listener AQH Composition

		Monday-Sunday 6AM-MID														
		AQH Persons (00)														
	Persons 12+	Teens 12-17	Men 18+	Men 18-24	Men 25-34	Men 35-44	Men 45-54	Men 55-64	Men 65+	Women 18+	Women 18-24	Women 25-34	Women 35-44	Women 45-54	Women 55-64	Women 65+
KYSR-FM	11		2		1	1				9	1	4	1			1
(%)	100	1	21		7	13	1		1	77	13	38	13	2		11
Rating	.1				.1	.1				.1	.1	.3	.1			.1
Share	.4		.2		.4	.4				.8	.6	1.8	.4			.7
KZLA-FM	20	1	7		1	1	2	1	3	12	3	1	1	4	1	2
(%)	100	3	33	1	1	4	8	6	14	64	17	4	4	23	5	10
Rating	.1		.1			.1	.2	.1	.3	.2	.3	.1	.1	.3	.1	.2
Share	.8	.4	.6			.4	.9	.8	3.0	1.1	1.8	.4	.4	2.1	.8	1.5
TOTALS	2479	227	1167	185	265	265	226	126	100	1085	165	228	242	188	126	136
(%)	100	9	47	7	11	11	9	5	4	44	7	9	10	8	5	5
Rating	14.9	10.7	16.2	15.2	17.7	17.4	17.7	16.1	11.0	14.8	15.2	15.9	16.1	14.6	15.3	11.4

* Listener estimates adjusted for reported broadcast schedule.

+ Station(s) changed call letters - see Page 13.

& Both of the previous footnotes apply.

Listener Cume Composition

Monday-Sunday 6AM-MID

Cume Persons (00)

	Persons 12+	Teens 12-17	Men 18+	Men 18-24	Men 25-34	Men 35-44	Men 45-54	Men 55-64	Men 65+	Women 18+	Women 18-24	Women 25-34	Women 35-44	Women 45-54	Women 55-64	Women 65+
KYSR-FM	332	20	106	7	49	28	8	5	9	206	55	73	52	19		8
(%)	100	6	32	2	15	9	3	2	3	62	17	22	16	6		2
Rating	2.0	.9	1.5	.6	3.3	1.8	.6	.6	1.0	2.8	5.1	5.1	3.5	1.5		.7
KZLA-FM	532	25	181	7	22	36	66	15	35	326	88	53	47	85	20	33
(%)	100	5	34	1	4	7	12	3	7	61	16	10	9	16	4	6
Rating	3.2	1.2	2.5	.6	1.5	2.4	5.2	1.9	3.9	4.5	8.1	3.7	3.1	6.6	2.4	2.8
TOTALS	15507	1997	6703	1120	1406	1419	1216	756	787	6806	1050	1370	1461	1209	760	956
(%)	100	13	43	7	9	9	8	5	5	44	7	9	9	8	5	6
Rating	93.1	93.8	93.1	92.2	93.8	93.4	95.0	96.8	86.6	92.9	96.5	95.7	97.5	93.9	92.5	79.9

Listener Composition

* Listener estimates adjusted for reported broadcast schedule.

+ Station(s) changed call letters - see Page 13.

& Both of the previous footnotes apply.

Listening Locations

Persons 18+																
AQH (00)																
	Monday-Friday 6AM-10AM+3PM-7PM				Monday-Friday 10AM-3PM				Weekend 10AM-7PM				Monday-Sunday 6AM-MID			
	At Home	In Car	At Work	Other	At Home	In Car	At Work	Other	At Home	In Car	At Work	Other	At Home	In Car	At Work	Other
KAEH-FM (%)	7 26	6 25	12 48	1	13 41	2 7	17 51		8 46	3 15	7 39		8 38	3 17	9 44	1
KATY-FM (%)	12 33	11 30	13 36		11 21	11 22	29 56	1	12 44	9 31	7 25		9 33	8 27	11 39	
KCAL-AM (%)	4 23	11 59	3 18		11 50	2 10	9 40		8 37	10 49	3 13	2	5 36	6 42	3 22	
KCAL-FM (%)	16 20	34 43	29 36	1 1	17 23	16 22	40 54	1	39 73	10 18	4 7	1	21 36	17 29	19 32	1 2
KCXX-FM (%)	19 30	21 33	21 34	2 3	15 22	15 23	37 54	1 1	27 48	12 22	15 28	1 2	18 34	13 26	19 37	2 3
KDAI-FM (%)	10 25	15 37	15 38		15 28	10 18	29 52	1 2	8 29	9 34	6 24	3 13	10 29	10 31	13 38	1 3
KDIF-AM (%)	23 71	7 21	1 4	2 5	14 63	4 16	2 9	3 13	14 78	3 15	1 3	1 4	16 71	4 19	1 4	1 6
KEZY-AM (%)	8 62	1 6	4 32		7 39	3 15	9 46		3 19	4 31	6 50		6 54	2 12	4 34	
KFRG-FM (%)	55 30	81 44	46 25	2 1	43 23	62 33	76 41	4 2	61 47	45 35	8 6	15 11	43 33	50 38	31 24	6 4
KGGI-FM (%)	53 30	73 42	40 23	9 5	36 21	58 33	76 44	3 2	60 47	48 38	10 8	10 8	49 36	48 35	32 23	8 6
KOLA-FM (%)	43 37	38 32	36 30	1 1	43 26	40 24	74 46	5 3	40 48	29 35	11 13	3 4	34 36	28 30	31 32	2 2
KTDD-AM (%)	24 67	8 22	4 11		31 72	7 15	5 13		18 76	4 16	1 6	2	19 71	5 19	3 10	1
KWIE-FM (%)	28 32	36 42	21 24	1 2	26 26	30 31	39 39	4 4	39 46	30 35	11 13	4 5	30 39	27 35	17 23	2 3
KXRS-FM (%)	16 54	5 17	8 29		13 39	2 6	19 55		10 51	2 9	8 40		13 56	3 11	8 33	
KXSB-FM (%)	22 31	21 29	28 39		21 22	18 19	56 58	1 1	26 63	3 7	12 28	1 1	20 35	12 21	25 44	
KABC-AM (%)	11 48	9 38	3 11	1 3	23 52	13 28	9 20		3 44	2 31	2 26		11 51	6 31	3 17	1
KBIG-FM (%)	7 14	19 38	25 48		7 10	17 24	46 66	1	10 30	11 33	9 27	4 11	7 18	12 32	18 48	1 2
KCBS-FM (%)	15 18	34 41	32 39	1 1	19 20	24 25	52 54	1 1	48 61	25 32	5 6		20 30	23 34	22 34	1 1
KFI -AM (%)	94 36	120 47	41 16	2 1	94 40	77 33	58 25	4 2	24 41	26 46	6 11	1 2	67 42	63 40	26 17	2 1
KFVB-AM (%)	3 20	9 67	1 10	3	1 13	8 76	5	1 6	1 14	3 47	1 20	1 20	2 19	5 60	1 14	1 6
KHHT-FM (%)	15 23	36 53	16 24		13 19	23 32	36 49		18 42	24 56	1 1	1 1	18 33	22 42	13 25	
KIIS-FM (%)	18 23	45 59	13 17		16 22	28 38	25 35	4 5	24 40	23 38	8 14	5 8	15 27	26 48	12 21	2 3
KKBT-FM (%)	13 30	24 56	5 13	1	10 29	14 44	8 25	1	3 11	18 70	5 18	1	9 32	15 52	4 15	1
KLAC-AM (%)	4 37	5 44	2 19		5 21	8 35	10 45		3 62	1 24	1 14		3 29	4 39	3 31	

* Listener estimates adjusted for reported broadcast schedule.

+ Station(s) changed call letters - see Page 13.

NOTE: Demographic estimates here may not sum to like demographics in other sections of the report due to rounding.

Listening Locations

Persons 18+																
AQH (00)																
	Monday-Friday 6AM-10AM+3PM-7PM				Monday-Friday 10AM-3PM				Weekend 10AM-7PM				Monday-Sunday 6AM-MID			
	At Home	In Car	At Work	Other	At Home	In Car	At Work	Other	At Home	In Car	At Work	Other	At Home	In Car	At Work	Other
KLAX-FM (%)	16 32	23 46	9 18	2 4	17 38	17 38	11 24		14 43	13 39	4 14	1 4	14 39	15 41	6 18	1 3
KLOS-FM (%)	17 20	37 44	30 35	1 1	1 2	18 26	51 72		6 21	13 44	10 34	1	9 17	19 37	23 45	1
KLSX-FM (%)	14 22	36 58	12 20		9 11	44 54	28 35		2 31	2 28	2 40		7 18	22 57	10 26	
KLVE-FM (%)	34 36	33 35	25 26	3 3	33 33	24 24	38 37	6 6	28 46	21 34	9 15	3 5	31 41	22 29	20 26	3 4
KLYY-FM (%)	42 35	46 39	29 24	2 2	81 49	25 15	57 34	3 2	55 57	29 31	11 11	1 1	41 44	28 30	23 25	1 1
KMXE-AM (%)	8 39	10 51	2 11		17 73	4 16	3 11		4 41	4 36	2 23		7 54	5 35	2 12	
KMZT-FM (%)	8 58	3 23	2 18		10 51	3 14	7 35		7 68	2 23	1 9		6 53	3 25	3 22	
KNX -AM (%)	6 12	40 82	2 5	1	2 8	22 72	6 19	1	4 21	16 79			5 15	23 77	2 7	1
KOST-FM (%)	18 24	27 35	26 35	4 5	16 18	27 30	45 49	4 4	31 55	18 31	7 12	1 2	22 35	20 31	19 29	3 5
KPLM-FM (%)	3 20	6 47	4 33		4 25	3 17	9 57		3 53	3 47			3 29	3 35	3 36	
KPWR-FM (%)	9 18	31 65	8 16	1	11 21	28 55	11 22	1 2	7 21	21 65	2 7	2 7	8 21	21 57	7 18	1 3
KRCV-FM (%)	4 34	3 31	4 33	2	9 41	6 27	7 32		6 53	4 38	1 9		4 37	4 39	3 24	1
KROQ-FM (%)	9 27	24 68	2 5		10 37	12 43	5 17	1 2	9 36	15 63	1		7 32	14 61	2 7	1
KRTH-FM (%)	5 14	13 40	14 44	1 2	3 8	9 25	22 59	3 9	3 10	19 62	6 19	3 9	3 12	10 41	11 42	1 5
KSCA-FM (%)	43 35	48 39	31 25	1 1	27 37	14 19	30 42	1 1	23 51	14 32	8 17		29 42	21 30	19 27	1 1
KSSE-FM (%)	8 22	18 52	9 25	1	12 39	6 22	11 37	1 2	5 31	6 43	4 26		6 29	9 42	6 27	2
KTWV-FM (%)	13 22	27 47	14 24	4 6	19 32	14 24	21 37	4 7	24 53	16 36	2 5	3 6	15 35	15 37	9 22	2 6
KVVE-FM (%)	12 28	29 68	2 4		7 24	18 69	2 6		5 31	10 67	2		7 30	16 66	1 4	
KYSR-FM (%)	4 28	9 63	1 9		2 11	5 36	8 52	1	3 31	6 69			3 30	6 52	2 18	
KZLA-FM (%)	8 31	16 64	1 4	1	12 45	13 49	2 6		4 20	14 67	3		6 31	12 61	1 7	1
TOTALS (%)	944 31	1337 44	726 24	46 1	929 29	955 30	1274 40	60 2	926 47	728 37	248 13	73 4	812 36	826 37	563 25	51 2

Listening Locations

* Listener estimates adjusted for reported broadcast schedule.

+ Station(s) changed call letters - see Page 13.

NOTE: Demographic estimates here may not sum to like demographics in other sections of the report due to rounding.

Time Spent Listening

Monday-Sunday 6AM-MID										
Hours and Minutes										
	Persons 12+	Persons 18-34	Persons 25-54	Persons 35-64	Men 18-34	Men 25-54	Men 35-64	Women 18-34	Women 25-54	Women 35-64
KAEH-FM										
SP '05	6:30	7:30	7:30	3:45	8:00	7:45	5:00	6:45	7:00	2:30
WI '05	8:15	8:15	8:00	5:30	8:00	7:30	5:15	8:45	8:30	5:30
FA '04	7:45	7:45	7:30	6:45	9:30	8:30	7:15	5:30	6:30	6:45
SU '04	7:00	7:00	6:15	9:00	6:45	5:30	2:15	7:30	7:30	16:30
4-Book	7:30	7:45	7:15	6:15	8:00	7:15	5:00	7:15	7:30	7:45
SP '04	7:15	4:45	7:00	8:15	3:45	7:30	9:45	6:15	6:30	6:15
KATY-FM										
SP '05	7:45	11:30	8:45	6:45	4:30	7:00	7:45	13:45	9:15	6:15
WI '05	8:00	3:15	8:00	11:30	1:15	11:15	22:00	5:00	6:15	7:15
FA '04	7:45	5:00	10:00	10:45	4:00	7:30	8:00	5:45	12:30	13:15
SU '04	**	**	**	**	**	**	**	**	**	**
4-Book	**	**	**	**	**	**	**	**	**	**
SP '04	7:00	4:15	8:00	9:30	1:30	2:15	8:30	4:45	10:30	10:15
KCAL-AM										
SP '05	12:15	12:45	14:45	12:45	36:45	21:15	18:15	6:45	9:45	8:45
WI '05	9:00	7:00	8:30	11:30	7:15	13:00	8:15	6:30	4:30	13:00
FA '04	6:45	5:45	5:45	5:00	5:15	5:00	4:00	8:00	6:45	5:45
SU '04	**	**	**	**	**	**	**	**	**	**
4-Book	**	**	**	**	**	**	**	**	**	**
SP '04	9:30	8:00	7:15	8:45	11:00	5:30	7:00	5:30	8:15	10:15
KCAL-FM										
SP '05	6:00	6:15	7:30	7:15	7:15	9:00	7:45	4:30	5:00	6:15
WI '05	6:15	6:15	6:45	6:30	7:30	8:15	8:30	4:00	4:00	3:45
FA '04	6:00	6:45	5:45	5:45	8:00	6:30	5:45	5:15	5:00	6:00
SU '04	7:15	7:30	8:45	8:30	8:45	11:00	12:15	5:45	5:45	4:00
4-Book	6:30	6:45	7:15	7:00	8:00	8:45	8:30	5:00	5:00	5:00
SP '04	7:30	6:15	8:30	9:30	6:30	10:45	12:30	6:00	6:00	5:30
KCXX-FM										
SP '05	6:45	7:30	9:15	7:45	8:15	11:00	10:15	6:30	7:15	5:00
WI '05	4:00	4:00	4:00	4:30	4:45	4:45	6:15	3:00	3:00	3:15
FA '04	5:30	6:30	6:15	5:45	6:45	6:45	7:15	6:00	5:45	3:00
SU '04	4:45	5:30	4:45	4:00	7:00	5:45	3:30	3:30	3:15	4:15
4-Book	5:15	6:00	6:00	5:30	6:45	7:00	6:45	4:45	4:45	4:00
SP '04	4:00	3:45	5:00	4:15	3:45	5:30	5:15	3:30	3:45	2:30
+KDAI-FM										
SP '05	7:45	10:30	8:00	7:00	11:45	9:15	8:15	8:45	5:30	4:30
WI '05	6:45	5:30	8:00	14:30	5:45	19:45	41:00	5:15	1:45	0:45
FA '04	**	**	**	**	**	**	**	**	**	**
SU '04	**	**	**	**	**	**	**	**	**	**
4-Book	**	**	**	**	**	**	**	**	**	**
SP '04	10:15	16:15	12:15	8:30	14:15	8:45	4:45	22:15	18:30	14:00
KDIF-AM										
SP '05	9:30	10:30	10:15	10:00	9:30	8:45	7:15	11:00	11:30	12:00
WI '05	8:45	4:30	7:15	10:15	7:00	6:30	4:00	3:00	7:30	15:00
FA '04	**	**	**	**	**	**	**	**	**	**
SU '04	10:45	11:00	12:45	14:45	4:45	13:45	18:15	13:45	11:15	11:00
4-Book	**	**	**	**	**	**	**	**	**	**
SP '04	7:15	7:15	8:00	7:45	3:30	5:15	5:30	10:45	10:45	11:00
KEZY-AM										
SP '05	15:30	38:00	16:00	9:00	38:45	16:15	7:15	36:00	15:15	11:45
WI '05	16:15	15:15	14:45	11:30	6:30	8:45	6:45	19:45	17:45	13:15
FA '04	13:00	29:00	15:15	5:45	44:00	23:00	3:30	13:15	9:30	7:00
SU '04	22:15	35:00	23:30	17:30	32:45	24:00	15:00	36:30	23:15	19:30
4-Book	16:45	29:15	17:30	11:00	30:30	18:00	8:15	26:30	16:30	13:00
SP '04	**	**	**	**	**	**	**	**	**	**
KFRG-FM										
SP '05	8:15	4:30	9:15	10:45	4:00	10:30	11:30	4:45	8:00	10:15
WI '05	7:45	5:45	9:00	9:30	8:45	10:45	10:00	3:45	7:45	9:00
FA '04	9:45	7:45	8:45	11:00	7:15	8:00	10:00	7:45	9:15	11:30
SU '04	8:15	6:30	7:00	8:15	4:00	5:45	8:45	7:45	8:00	8:00
4-Book	8:30	6:15	8:30	10:00	6:00	8:45	10:00	6:00	8:15	9:45
SP '04	8:45	7:15	9:15	9:30	6:00	9:45	10:45	8:15	8:45	8:30

** Station(s) not reported this survey.

* Listener estimates adjusted for reported broadcast schedule.

+ Station(s) changed call letters - see Page 13.

& Both of the previous footnotes apply.

4-Book: Avg. of current and previous 3 surveys.
2-Book: Avg. of most recent 2 surveys.

Time Spent Listening

Monday-Sunday 6AM-MID										
Hours and Minutes										
Persons 12+	Persons 18-34	Persons 25-54	Persons 35-64	Men 18-34	Men 25-54	Men 35-64	Women 18-34	Women 25-54	Women 35-64	
KGFI-FM										
SP '05	6:30	6:30	6:45	6:00	6:45	8:00	8:30	6:30	5:45	4:15
WI '05	6:00	5:30	6:15	7:15	5:15	5:00	5:45	5:45	7:00	7:45
FA '04	6:30	6:45	6:30	7:15	7:00	7:00	7:00	6:45	6:00	7:15
SU '04	5:45	5:30	6:45	7:15	5:00	7:15	8:45	5:45	6:30	6:30
4-Book	6:15	6:00	6:30	7:00	6:00	6:45	7:30	6:15	6:15	6:30
SP '04	5:00	4:45	5:15	5:00	4:00	4:15	4:30	5:15	6:00	5:30
KOLA-FM										
SP '05	6:30	5:45	7:15	7:00	5:00	5:00	5:15	6:45	8:45	8:30
WI '05	8:15	5:15	8:45	8:45	6:00	9:45	9:00	4:45	8:00	8:30
FA '04	7:00	6:45	7:15	7:45	6:00	6:30	8:45	7:15	7:45	6:45
SU '04	7:30	6:30	7:30	7:30	6:45	7:30	8:15	6:30	7:15	7:00
4-Book	7:15	6:00	7:45	7:45	6:00	7:15	7:45	6:15	8:00	7:45
SP '04	8:00	5:30	8:30	9:15	4:30	8:30	9:30	6:15	8:30	9:00
KTDD-AM										
SP '05	16:00	0:45	9:30	16:30	0:00	20:30	13:45	0:45	2:15	18:30
WI '05	9:15	7:00	9:00	9:00	0:00	7:30	5:30	7:00	11:30	12:30
FA '04	6:15	0:00	4:45	4:30	0:00	5:00	4:45	0:00	4:30	4:30
SU '04	7:45	1:00	5:00	7:45	1:00	5:15	8:45	0:00	4:00	5:45
4-Book	9:45	2:15	7:00	9:30	0:15	9:30	8:15	2:00	5:30	10:15
SP '04	8:00	2:45	4:15	7:00	3:15	4:45	6:00	2:30	3:45	7:45
KWIE-FM										
SP '05	6:00	7:15	5:45	4:30	7:45	6:15	4:00	6:45	5:30	5:00
WI '05	5:45	6:00	4:45	4:45	7:30	6:00	4:15	4:45	3:45	5:00
FA '04	5:00	5:15	4:45	3:15	5:45	5:00	3:15	4:30	4:45	3:00
SU '04	6:30	6:45	7:00	6:15	6:15	7:30	8:15	7:15	6:45	5:15
4-Book	5:45	6:15	5:30	4:45	6:45	6:15	5:00	5:45	5:15	4:30
SP '04	7:15	7:30	6:45	7:15	9:15	7:15	9:00	5:30	6:15	6:00
KXRS-FM										
SP '05	11:15	11:30	11:45	13:00	11:45	10:15	4:15	11:15	14:15	20:00
WI '05	4:45	5:30	5:45	3:30	5:15	5:15	3:30	5:45	6:15	2:15
FA '04	6:15	7:00	7:15	5:30	10:00	8:15	6:30	4:45	6:30	4:45
SU '04	9:30	5:30	10:45	15:15	4:00	8:15	12:15	7:00	14:00	21:45
4-Book	8:00	7:30	9:00	9:15	7:45	8:00	6:45	7:15	10:15	12:15
SP '04	7:30	8:15	8:00	7:30	9:00	11:15	11:45	7:45	5:30	4:45
KXSB-FM										
SP '05	10:30	10:30	8:45	9:45	14:30	11:15	11:45	4:30	5:30	7:45
WI '05	7:45	7:45	9:15	8:30	9:45	10:30	10:00	6:30	7:45	7:45
FA '04	7:45	9:00	6:45	5:30	9:30	7:45	4:30	8:30	5:45	6:30
SU '04	9:45	12:45	9:45	8:30	15:30	11:00	9:30	9:30	8:00	7:45
4-Book	9:00	10:00	8:45	8:00	12:15	10:15	9:00	7:15	6:45	7:30
SP '04	7:15	8:30	7:00	7:30	8:30	6:15	6:00	8:30	8:15	9:45
KABC-AM										
SP '05	8:00	5:00	8:00	9:45	9:15	6:15	10:00	2:30	9:30	9:30
WI '05	5:15	32:45	5:15	3:45	0:00	4:15	4:00	32:45	6:30	3:15
FA '04	7:30	8:00	6:15	7:45	8:00	5:15	8:00	0:00	7:45	7:00
SU '04	6:45	3:15	5:30	6:00	2:45	4:00	5:15	5:00	10:15	7:45
4-Book	7:00	12:15	6:15	6:45	5:00	5:00	6:45	10:00	8:30	7:00
SP '04	8:00	1:15	6:45	8:45	0:30	7:30	8:45	3:00	4:30	8:45
KBIG-FM										
SP '05	6:15	5:15	7:30	8:00	3:15	5:30	6:00	6:15	9:00	9:30
WI '05	5:30	4:15	6:30	7:00	6:30	8:00	7:00	2:45	6:00	6:45
FA '04	3:45	2:45	4:15	5:00	3:00	4:00	4:45	2:30	4:30	5:00
SU '04	6:15	6:15	7:15	8:00	8:45	6:15	9:15	5:15	7:45	7:00
4-Book	5:30	4:45	6:30	7:00	5:30	6:00	6:45	4:15	6:45	7:00
SP '04	5:45	5:00	4:45	6:15	3:45	4:15	6:30	5:45	5:00	5:45
KCBS-FM										
SP '05	6:15	5:45	7:00	7:15	6:15	7:00	6:30	5:15	6:45	8:15
WI '05	5:30	2:45	6:30	7:00	3:00	8:45	9:30	2:30	3:00	3:15
FA '04	6:30	5:15	7:00	7:00	6:15	7:30	7:45	4:00	6:00	6:15
SU '04	6:15	5:45	6:30	7:00	4:45	8:00	9:00	6:30	4:30	4:30
4-Book	6:15	5:00	6:45	7:00	5:00	7:45	8:15	4:30	5:00	5:30
SP '04	5:15	3:45	6:30	7:00	5:00	7:30	7:45	2:15	5:00	5:45

Time Spent Listening

**Station(s) not reported this survey.

*Listener estimates adjusted for reported broadcast schedule.

+ Station(s) changed call letters - see Page 13.

& Both of the previous footnotes apply.

4-Book: Avg. of current and previous 3 surveys.
2-Book: Avg. of most recent 2 surveys.

Time Spent Listening

Monday-Sunday 6AM-MID										
Hours and Minutes										
	Persons 12+	Persons 18-34	Persons 25-54	Persons 35-64	Men 18-34	Men 25-54	Men 35-64	Women 18-34	Women 25-54	Women 35-64
KFI -AM										
SP '05	10:15	6:30	10:00	11:30	8:00	10:45	11:45	4:15	8:45	11:15
WI '05	10:00	8:30	9:45	10:30	8:30	9:45	11:00	8:15	9:30	9:30
FA '04	9:00	6:15	8:15	9:15	6:00	9:00	9:45	6:30	7:15	8:30
SU '04	9:30	7:30	9:00	9:45	8:45	10:15	9:45	5:45	7:30	9:15
4-Book	9:45	7:15	9:15	10:15	7:45	10:30	10:30	6:15	8:15	9:45
SP '04	11:15	10:15	12:15	11:30	10:15	14:15	13:15	10:00	10:00	9:30
KFWB-AM										
SP '05	3:45	5:30	3:15	2:30	7:30	3:15	2:45	0:45	2:30	2:15
WI '05	**	**	**	**	**	**	**	**	**	**
FA '04	3:15	1:45	3:45	3:30	2:15	5:00	4:30	0:30	1:15	2:00
SU '04	4:00	1:30	3:30	4:00	0:15	4:00	4:00	2:15	1:30	4:15
4-Book	**	**	**	**	**	**	**	**	**	**
SP '04	3:30	2:45	3:00	4:00	2:30	3:15	4:30	4:00	2:30	2:30
KHHT-FM										
SP '05	7:00	4:00	8:45	10:30	2:30	11:15	12:30	4:30	7:45	9:30
WI '05	7:00	5:30	8:00	9:30	5:00	6:30	8:00	6:00	9:00	10:15
FA '04	7:15	6:15	8:15	8:30	6:45	7:00	6:30	6:00	9:00	10:00
SU '04	6:00	4:30	6:45	7:15	4:15	7:00	8:15	5:00	6:30	6:30
4-Book	6:45	5:00	8:00	9:00	4:45	8:00	8:45	5:30	8:00	9:00
SP '04	4:45	4:00	5:45	6:15	2:45	3:45	5:15	5:00	7:00	6:45
KIIS-FM										
SP '05	5:15	5:45	4:45	4:15	5:30	3:45	3:00	5:45	5:15	4:45
WI '05	4:00	3:30	3:45	4:30	4:00	3:30	4:15	3:15	4:00	4:45
FA '04	3:45	2:30	3:00	3:45	2:30	3:45	4:30	2:45	2:45	3:30
SU '04	4:00	3:45	4:30	4:00	3:30	4:00	3:30	4:00	4:45	4:30
4-Book	4:15	4:00	4:00	4:15	4:00	3:45	3:45	4:00	4:15	4:30
SP '04	4:30	3:30	4:45	4:45	3:45	5:00	5:15	3:15	4:45	4:15
KKBT-FM										
SP '05	4:00	3:45	5:00	5:30	3:45	4:30	6:00	3:30	5:15	5:15
WI '05	5:30	5:00	5:45	6:45	5:45	7:00	6:15	4:00	4:45	7:15
FA '04	4:45	6:00	6:45	5:30	6:45	6:45	3:00	5:15	6:45	7:15
SU '04	4:15	4:15	5:30	7:00	5:00	5:15	8:45	3:45	5:30	6:15
4-Book	4:45	4:45	5:45	6:15	5:15	6:00	6:00	4:15	5:30	6:30
SP '04	5:30	5:45	6:45	7:00	7:30	7:45	8:15	4:00	6:15	6:30
KLAC-AM										
SP '05	4:30	10:45	6:00	5:00	10:45	6:15	5:15	0:00	1:45	1:15
WI '05	5:45	7:00	5:30	5:00	7:00	6:30	6:15	0:00	1:15	2:00
FA '04	5:45	6:45	3:00	5:45	0:00	2:30	4:30	6:45	3:15	7:00
SU '04	**	**	**	**	**	**	**	**	**	**
4-Book	**	**	**	**	**	**	**	**	**	**
SP '04	4:15	1:15	2:30	2:15	1:30	2:30	3:00	0:30	1:45	1:30
KLAX-FM										
SP '05	6:30	7:45	7:45	7:15	10:00	9:15	8:30	5:30	5:15	4:30
WI '05	6:15	4:45	7:45	9:00	5:45	6:30	6:15	3:45	9:15	12:30
FA '04	6:00	3:45	7:00	9:45	2:30	6:45	9:45	4:45	7:30	10:00
SU '04	7:30	9:15	8:15	7:15	10:00	8:15	6:45	8:45	8:15	8:15
4-Book	6:30	6:30	7:45	8:15	7:00	7:45	7:45	5:45	7:30	8:45
SP '04	8:45	7:00	10:30	12:00	8:00	9:15	9:45	5:30	12:45	15:45
KLDS-FM										
SP '05	7:15	4:00	8:00	8:30	4:45	7:45	8:30	2:45	8:30	8:30
WI '05	7:00	5:45	8:15	8:15	6:15	10:00	10:15	4:45	4:30	4:45
FA '04	6:00	4:00	6:45	7:00	4:15	7:30	8:00	3:45	5:15	5:30
SU '04	5:30	2:45	6:00	6:45	3:30	7:30	8:15	1:45	3:30	4:15
4-Book	6:30	4:15	7:15	7:45	4:45	8:15	8:45	3:15	5:30	5:45
SP '04	5:45	3:00	6:45	7:30	4:00	8:15	8:45	2:15	4:15	4:45
KLSX-FM										
SP '05	8:15	8:45	8:30	8:15	10:00	9:00	7:45	6:15	7:30	9:30
WI '05	9:00	9:45	9:00	8:45	8:45	8:45	9:30	12:15	9:15	6:15
FA '04	10:00	12:15	9:30	9:00	17:00	11:30	10:15	4:30	5:30	5:45
SU '04	7:30	11:30	7:00	6:00	14:30	8:00	6:15	4:45	4:00	4:45
4-Book	8:45	10:30	8:30	8:00	12:30	9:15	8:30	7:00	6:30	6:30
SP '04	9:15	9:45	10:15	9:30	10:45	11:30	11:45	7:30	6:00	5:15

** Station(s) not reported this survey.

* Listener estimates adjusted for reported broadcast schedule.

+ Station(s) changed call letters - see Page 13.

& Both of the previous footnotes apply.

4-Book: Avg. of current and previous 3 surveys.
2-Book: Avg. of most recent 2 surveys.

Time Spent Listening

Monday-Sunday 6AM-MID										
Hours and Minutes										
	Persons 12+	Persons 18-34	Persons 25-54	Persons 35-64	Men 18-34	Men 25-54	Men 35-64	Women 18-34	Women 25-54	Women 35-64
KLVE-FM										
SP '05	8:15	8:30	9:00	8:45	7:45	7:15	7:30	9:00	10:30	9:30
WI '05	6:15	6:30	6:30	6:00	7:45	6:45	5:15	5:30	6:15	6:45
FA '04	7:30	8:00	7:45	7:30	8:30	7:15	8:15	7:45	8:15	7:00
SU '04	8:15	8:15	8:45	9:00	6:45	7:45	7:30	9:15	9:30	10:30
4-Book	7:30	7:45	8:00	7:45	7:45	7:15	7:15	8:00	8:45	8:30
SP '04	6:45	5:30	7:00	8:15	4:00	5:00	7:00	6:45	8:30	9:15
KLYY-FM										
SP '05	8:15	8:15	9:15	9:15	9:30	9:45	9:00	7:15	8:30	9:15
WI '05	8:45	8:30	9:15	9:30	10:00	9:30	8:45	7:15	8:45	10:15
FA '04	6:15	6:15	7:30	7:15	6:45	6:30	5:45	6:15	8:00	8:15
SU '04	7:45	8:00	8:30	8:30	9:00	8:45	8:30	7:00	8:15	8:15
4-Book	7:45	7:45	8:45	8:45	8:45	8:45	8:00	7:00	8:30	9:00
SP '04	8:45	9:00	9:45	9:30	10:30	8:30	7:00	8:00	11:00	12:45
KMXE-AM										
SP '05	11:00	5:15	11:00	16:00	10:00	11:45	19:00	1:00	10:00	12:15
WI '05	**	**	**	**	**	**	**	**	**	**
FA '04	15:00	17:15	17:45	13:00	17:45	20:30	13:45	17:00	15:15	12:15
SU '04	**	**	**	**	**	**	**	**	**	**
4-Book	**	**	**	**	**	**	**	**	**	**
SP '04	8:30	9:00	9:30	8:30	10:00	12:00	11:00	5:45	4:15	5:30
KMZT-FM										
SP '05	5:15	1:30	3:00	6:45	1:30	2:30	8:30	0:00	4:30	3:30
WI '05	7:15	4:45	8:00	9:15	0:30	4:00	5:30	8:30	11:00	11:15
FA '04	6:15	2:30	5:30	5:45	3:30	2:15	2:15	1:30	6:30	7:30
SU '04	7:45	4:00	5:45	6:45	3:45	6:30	7:30	5:00	4:15	5:45
4-Book	6:45	3:15	5:30	7:15	2:15	3:45	6:00	3:45	6:30	7:00
SP '04	7:15	4:00	10:00	9:00	7:45	15:45	14:15	2:00	2:30	3:00
KNX -AM										
SP '05	5:00	2:30	6:00	6:15	1:30	6:00	6:30	8:45	5:45	5:45
WI '05	4:45	3:15	3:30	3:45	4:00	3:30	3:45	2:00	3:15	3:15
FA '04	5:00	2:30	5:15	5:15	2:30	6:00	6:30	0:00	3:30	3:15
SU '04	5:00	2:00	5:15	5:30	2:30	6:15	6:00	2:00	3:30	5:00
4-Book	5:00	2:30	5:00	5:15	2:45	5:30	5:45	3:15	4:00	4:15
SP '04	4:15	3:30	3:45	3:45	3:15	4:00	4:30	3:45	3:00	2:15
KOST-FM										
SP '05	6:00	6:15	5:15	6:00	8:30	6:30	6:00	5:30	4:45	6:15
WI '05	5:15	4:30	5:45	6:15	3:30	7:15	7:45	4:45	5:15	5:15
FA '04	6:30	4:45	6:30	8:00	6:15	6:30	7:15	4:00	6:15	8:15
SU '04	8:00	5:30	8:15	8:45	6:30	9:45	9:00	5:15	7:30	8:45
4-Book	6:30	5:15	8:30	7:15	6:15	7:30	7:30	5:00	6:00	7:15
SP '04	6:15	5:45	6:45	7:00	3:15	4:45	6:45	7:30	7:45	7:15
KPLM-FM										
SP '05	5:30	2:30	7:45	8:30	4:30	11:30	13:45	1:30	4:30	5:00
WI '05	8:15	3:45	6:15	11:00	2:30	6:15	8:45	5:45	6:00	17:30
FA '04	**	**	**	**	**	**	**	**	**	**
SU '04	**	**	**	**	**	**	**	**	**	**
4-Book	**	**	**	**	**	**	**	**	**	**
SP '04	12:15	8:45	15:15	18:15	0:00	2:15	2:15	8:45	19:00	23:45
KPWR-FM										
SP '05	4:30	5:00	4:00	3:45	5:30	4:00	2:15	4:30	4:00	4:30
WI '05	4:45	5:00	5:30	6:00	6:15	7:00	7:45	2:45	3:15	3:45
FA '04	4:15	4:30	3:15	2:30	5:45	4:15	2:45	3:15	2:30	2:15
SU '04	3:45	4:15	3:15	3:15	4:45	4:00	1:15	3:30	2:45	4:00
4-Book	4:15	4:45	4:00	4:00	5:30	4:45	3:30	3:30	3:15	3:45
SP '04	3:30	3:45	3:15	3:15	4:15	4:00	2:45	3:00	2:15	3:30
KRCV-FM										
SP '05	5:30	2:00	6:00	6:30	2:00	6:30	7:15	1:45	5:30	5:45
WI '05	8:30	11:45	9:15	7:30	17:30	9:45	5:45	4:00	8:30	9:15
FA '04	**	**	**	**	**	**	**	**	**	**
SU '04	11:45	9:15	12:30	13:00	13:00	18:15	18:30	2:15	3:30	5:15
4-Book	**	**	**	**	**	**	**	**	**	**
SP '04	5:45	6:45	6:00	5:00	7:00	5:30	4:15	5:30	6:45	7:15

Time Spent Listening

** Station(s) not reported this survey.

* Listener estimates adjusted for reported broadcast schedule.

+ Station(s) changed call letters - see Page 13.

& Both of the previous footnotes apply.

4-Book: Avg. of current and previous 3 surveys.
2-Book: Avg. of most recent 2 surveys.

Time Spent Listening

Monday-Sunday 6AM-MID										
Hours and Minutes										
	Persons 12+	Persons 18-34	Persons 25-54	Persons 35-64	Men 18-34	Men 25-54	Men 35-64	Women 18-34	Women 25-54	Women 35-64
KROQ-FM										
SP '05	3:45	4:30	2:45	2:00	4:00	3:00	2:30	5:00	2:30	1:30
WI '05	5:30	5:00	6:15	8:30	5:30	7:15	10:45	4:15	5:15	6:15
FA '04	5:15	5:15	5:45	5:45	5:45	7:00	7:00	4:00	3:30	3:45
SU '04	5:15	5:00	5:30	7:00	5:45	6:45	9:15	4:00	3:45	4:00
4-Book	5:00	5:00	5:00	5:45	5:15	6:00	7:30	4:15	3:45	4:00
SP '04	5:00	5:00	6:00	6:45	6:00	7:45	9:45	3:45	3:15	2:45
KRTH-FM										
SP '05	4:15	3:00	4:00	5:15	4:00	4:00	5:15	2:15	4:00	5:00
WI '05	4:00	2:00	2:45	4:00	1:15	2:15	4:30	2:30	3:00	3:45
FA '04	3:45	2:15	3:15	4:00	2:00	2:45	3:30	2:30	4:00	4:45
SU '04	5:00	4:00	6:00	6:15	3:45	9:30	9:00	4:00	3:45	4:00
4-Book	4:15	2:45	4:00	5:00	2:45	4:45	5:30	2:45	3:45	4:30
SP '04	4:00	3:15	4:30	5:00	3:30	5:45	6:15	3:00	3:15	4:00
KSCA-FM										
SP '05	9:00	11:15	8:45	7:15	11:30	9:30	8:45	10:45	7:45	5:00
WI '05	8:15	8:30	8:00	8:00	10:45	9:15	8:30	5:45	6:00	7:30
FA '04	9:15	11:15	11:00	8:30	12:15	12:30	11:15	9:30	9:00	5:30
SU '04	8:45	8:30	9:00	10:00	8:30	9:15	10:45	8:30	8:45	8:45
4-Book	8:45	10:00	9:15	8:30	10:45	10:15	9:45	8:45	8:00	6:45
SP '04	7:45	8:30	8:45	7:15	10:30	9:30	7:30	5:45	7:15	7:00
KSSE-FM										
SP '05	6:30	9:00	8:00	5:30	10:30	9:30	7:00	7:45	6:30	3:45
WI '05	5:00	4:45	6:00	7:15	6:15	4:45	4:15	3:30	7:00	11:00
FA '04	4:30	4:15	4:45	4:45	4:30	4:00	4:30	4:00	5:30	4:45
SU '04	5:45	6:15	6:30	5:30	2:15	6:00	8:15	9:00	6:45	4:00
4-Book	5:30	6:00	6:15	5:45	6:00	6:00	6:00	6:00	6:30	6:00
SP '04	6:30	9:45	7:45	4:45	10:00	8:00	4:30	9:30	7:30	5:00
KTWV-FM										
SP '05	7:30	6:00	7:30	7:45	7:45	7:45	7:15	2:30	7:15	8:15
WI '05	9:00	3:45	8:15	10:15	1:15	8:15	12:45	5:00	8:30	8:45
FA '04	8:30	6:30	9:00	9:15	5:30	9:00	9:15	7:30	9:00	9:15
SU '04	8:30	3:15	7:45	8:15	4:15	6:00	6:45	2:15	9:30	9:45
4-Book	8:30	5:00	8:15	9:00	4:45	7:45	9:00	4:15	8:30	9:00
SP '04	8:00	7:45	7:15	7:15	4:15	5:45	6:00	12:15	8:45	8:45
KVVE-FM										
SP '05	5:45	4:15	6:15	6:45	5:15	8:15	9:00	3:30	4:30	4:30
WI '05	8:30	4:15	8:30	9:15	3:30	4:30	6:15	5:00	11:30	12:00
FA '04	7:00	5:45	7:30	8:00	12:15	8:45	8:45	2:15	6:00	7:15
SU '04	7:15	3:45	7:00	8:45	5:00	9:30	12:00	2:30	5:00	6:30
4-Book	7:15	4:30	7:15	8:15	6:30	7:45	9:00	3:15	6:45	7:30
SP '04	7:30	6:45	7:00	8:00	4:00	5:15	6:45	8:15	8:15	9:00
KYSR-FM										
SP '05	4:15	4:30	4:30	3:30	1:45	3:15	4:30	5:45	5:15	3:00
WI '05	4:15	3:45	4:00	4:30	3:45	2:45	2:30	3:45	5:00	5:30
FA '04	3:45	2:45	3:30	4:00	1:00	2:30	3:30	3:30	4:00	4:00
SU '04	4:30	3:30	5:00	6:45	4:15	5:30	7:15	3:00	4:45	6:15
4-Book	4:15	3:45	4:15	4:45	2:45	3:30	4:30	4:00	4:45	4:45
SP '04	4:00	5:00	4:30	3:15	4:15	3:45	3:15	5:15	4:45	3:30
KZLA-FM										
SP '05	4:45	3:30	3:30	4:30	1:45	2:30	3:30	3:45	4:15	5:15
WI '05	3:45	2:45	3:45	4:30	2:45	3:00	3:45	3:00	4:15	5:00
FA '04	5:15	5:00	5:00	6:00	7:30	7:30	7:00	4:00	3:15	5:15
SU '04	4:15	3:30	5:15	5:15	7:45	8:00	6:45	2:15	4:00	4:15
4-Book	4:30	3:45	4:30	5:00	5:00	5:15	5:15	3:15	4:00	5:00
SP '04	5:45	6:30	7:45	6:45	6:45	8:00	6:00	6:30	7:30	7:30

** Station(s) not reported this survey.

* Listener estimates adjusted for reported broadcast schedule.

+ Station(s) changed call letters - see Page 13.

& Both of the previous footnotes apply.

4-Book: Avg. of current and previous 3 surveys.
2-Book: Avg. of most recent 2 surveys.

Notations

Cume Duplication Percent

Persons 12+

Monday-Sunday 6AM-MID

	KAEH-FM	KATY-FM	KCAL-AM	KCAL-FM	KCXX-FM	KDAI-FM	KDIF-AM	KEZY-AM	KFRG-FM	KGGI-FM	KOLA-FM	KTDD-AM	KWIE-FM	KXRS-FM	KXSB-FM	KABC-AM	KBIG-FM	KCBS-FM	KFI-AM	KFWB-AM	KHHT-FM
Cume Pers. (00)	415	475	156	1487	1224	614	297	111	2077	3634	1876	216	2128	267	687	327	804	1343	1941	286	1034
KAEH-FM	100	2	9				13	5	1	5			4	26	17		1			3	3
KATY-FM	2	100			3	1			4	4	9		3	4		2	10	3	1	10	1
KCAL-AM	3		100	1	1		24	7			1				7						
KCAL-FM	2	1	11	100	50	9		10	9	13	7		13	3	8	5	10	22	6	3	7
KCXX-FM		8	4	41	100	8			6	11	7		9	2	4		4	13	4		6
KDAI-FM		1		4	4	100	2	21	3	9	3	4	14		1	2	5	1	1		16
KDIF-AM	9		45			1	100	11		1			1	5	10						
KEZY-AM	1		5	1		4	4	100		1	1		2	2	1						2
KFRG-FM	3	17		13	10	10		8	100	7	18	41	4	2	4	5	21	24	17	22	8
KGGI-FM	40	28	6	31	32	56	18	25	12	100	23	4	71	30	21	8	26	7	5	7	58
KOLA-FM	2	35	7	9	10	9	2	10	17	12	100	41	9	6	1	11	20	14	13	30	10
KTDD-AM						1			4		5	100				4	2		3	6	
KWIE-FM	21	11	3	19	16	47	4	31	4	42	10		100	14	8	2	9	5	2	8	40
KXRS-FM	16	2		1			5	5		2	1		2	100	2		2				1
KXSB-FM	28		30	4	2	1	22	7	1	4			3	5	100		1				2
KABC-AM			5	1		1			1	1	2	6				100		1	13	2	2
KBIG-FM	2	17		5	3	6			8	6	9	6	4	5	2		100	11	4	11	10
KCBS-FM		8		20	14	2			15	2	10	3	3		2	4	19	100	14	12	4
KFI-AM		4		8	7	5			16	3	13	27	2			76	11	20	100	23	3
KFWB-AM	2	6		1					3	1	5	8	1		2	2	4	3	3	100	
KHHT-FM	6	2		5	5	27		21	4	17	6		20	2	3	6	12	3	2		100
KIIS-FM	5	16	4	16	16	22			10	26	12		22	5	5	5	25	13	4	8	24
KKBT-FM	4	2	6	5	5	30	2		2	20	3		26		2	6	8	3	1		41
KLAC-AM				1	1				1		2	3				13	1	5	7	5	1
KLAX-FM	23		7	2	1	3	18	10	1	4	2		4	6	18		4	1			2
KLOS-FM	2	4		19	15	1			6	2	7		2		1	10	3	26	12	3	2
KLSX-FM		2		8	6	5			3	4	3		3	3		5	7	9	6	3	2
KLVE-FM	25	5	28	2	4	5	31	10	1	9	5		6	26	30	4	7	2	2		2
KLYY-FM	38	5	37	4	3	4	38	26	1	10	5		7	30	41		13	2	1	3	3
KMXE-AM	1		4	1	1	11		5		1	1	6	1	2	2	1			1		
KMZT-FM		1		1	1				2	4	4					3	5	3	1	3	
KNX-AM		6		2	1	5	2		4	2	6	9	1		2	6	5	6	8	29	2
KOST-FM		22		6	7	9		12	12	8	12	3	6	2		16	31	11	9	15	16
KPLM-FM	2	3		2	1	2			6	1	2		1	5			2	1	1		1
KPWR-FM	13	1	4	7	6	26	2		4	19	2		24	2	1	2	12	6			21
KRCV-FM	3		8				5	5	1	1			1	2	6		1				
KROQ-FM		4		22	29	3			10	7	5	3	4		1	6	16	15	6	5	1
KRTH-FM		9		4	4	3		10	7	4	17		3	3	1	5	8	8	6	7	8
KSCA-FM	33	1	13	2	2	1	19		2	5	2		4	14	35		1	1		2	2
KSSE-FM	8	5		1		3	9			2	2		3		7	2	5	3		6	1
KTWV-FM		5		3	1	5	4		5	2	9	5	3		1	6	9	7	4	18	11
KVSR-FM		5		1	2			10	2	2	4	7	3		1	2	1	3	7	5	2
KYSR-FM	1	3		2	2	1			3	2	2	4	2			9	8	3	3		1
KZLA-FM		5		3	2	2		10	16	1	4	4	1			6	7	7	4	3	

+ Station(s) changed call letters - see Page 13.

NOTE: Read across top then down to find percent of top station's cume duplication with side station.

Cume Duplication Percent

Persons 12+

Monday-Sunday 6AM-MID

	KIIS-FM	KKBT-FM	KLAC-AM	KLAX-FM	KLOS-FM	KLSX-FM	KLVE-FM	KLYY-FM	KMXE-AM	KMZT-FM	KNX-AM	KOST-FM	KPLM-FM	KPWR-FM	KRCV-FM	KROQ-FM	KRTH-FM	KSCA-FM	KSSE-FM	KTWV-FM	KWVE-FM
Cume Pers. (00)	1991	1193	251	700	929	608	1322	1493	153	306	767	1356	224	1243	251	1082	779	1015	441	705	533
KAEH-FM	1	1		14	1		8	10	4				3	4	6			13	8		
KATY-FM	4	1			2	1	2	1		2	4	8	6	1		2	6	1	5	3	4
KCAL-AM		1		2			3	4	4					1	5			2			
KCAL-FM	12	6	8	4	30	20	2	4	6	4	4	7	10	8		30	7	3	3	7	3
KCXX-FM	10	5	5	2	20	12	3	2	5	5	2	7	5	6		33	6	2		2	4
KDAI-FM	7	16		3	1	5	2	2			4	4	4	13		2	2		4	5	
KDIF-AM				8			7	8	21		1				5			6	6	2	
KEZY-AM				2			1	2	4			1			2		1				2
KFRG-FM	10	3	11	2	14	9	2	2		11	11	18	56	7	5	19	19	4	2	14	9
KGGI-FM	48	62	3	23	9	26	24	24	13		9	21	21	57	14	24	21	19	20	12	14
KOLA-FM	11	5	16	5	14	10	7	6	8	22	14	17	13	3	3	9	40	4	7	24	14
KTDD-AM			3						8		3					1				2	3
KWIE-FM	24	46	3	13	5	11	10	10	13		2	9	11	41	4	7	8	8	12	8	11
KXRS-FM				2		1	5	5	4				6		2		1	4			
KXSB-FM	2	1		18	1		16	19	9		2			1	15	1	1	24	11	1	2
KABC-AM	1	2	16	4	3	1			3	3	3	4		1		2	2		1	3	1
KBIG-FM	10	5	3	4	2	10	4	7		12	6	18	6	8	3	12	8	1	10	10	2
KCBS-FM	9	3	26	2	38	20	2	2		12	10	11	5	7		18	15	1	8	13	8
KFI -AM	4	2	52	1	25	18	3	1	10	9	21	13	9	1		10	15	1	1	11	24
KFWB-AM	1		6		1	1		1		3	11	3				1	2	1	4	7	3
KHHT-FM	13	36	3	2	2	7	2	2			3	12	5	17		1	10	2	3	16	4
KIIS-FM	100	34	3	12	11	12	15	10	9		4	25	6	37	9	22	22	7	27	5	4
KKBT-FM	20	100		5	1	6	4	2		2	6	7	3	37	2	7	7	2	13	11	1
KLAC-AM			100		3	9		1		5	5		3			3				1	3
KLAX-FM	4	3		100	1	1	14	23	8	3		2	2	6	46	4	4	27	11	3	3
KLOS-FM	5	1	12	1	100	12	1	1	3	4	11	9	2	2	14	7	3			7	1
KLSX-FM	4	3	21	1	8	100	2	3	5	3	5	7	3	7	10	3	1	5	4	4	
KLVE-FM	10	5		27	1	3	100	38	22	5	1	6	2	7	55	2	11	36	55	5	6
KLYY-FM	8	2	3	49	2	8	43	100	30	7	2	6		8	46	2	7	34	34	3	7
KMXE-AM	1			2		3	3	3	100		1	1					1	2	2	2	
KMZT-FM	1	1	6	1	1	3	1	2		100	3	3				1	1	1	4	1	
KNX -AM	1	4	14		9	4		1	7	100	7	4				3	7	2	3	10	8
KOST-FM	17	7		4	13	15	6	5	6	15	7	100	8	10	3	10	21	1	1	20	8
KPLM-FM	1	1	2	1	1	1						1	100	1							1
KPWR-FM	23	39		11	3	13	6	7			1	9	7	100	4	12	7	6	18	3	1
KRCV-FM	1			17		11	8				1	1		1	100	2	12	7	7	1	1
KROQ-FM	12	6		6	16	19	1	2		2	4	8		11		100	9	6	3	1	3
KRTH-FM	9	5	9	5	6	4	7	4	3	3	7	12		4	6	6	100	6	10	6	7
KSCA-FM	4	2		39	1	28	23	15	2	2	2	1	2	5	47		7	100	18	2	2
KSSE-FM	6	5		7		3	18	10	7	2	2			6	12	1	6	8	100		
KTWV-FM	2	6	3	3	6	5	3	1	7	9	9	10		2			6	1		100	2
KVVE-FM	1		5	3	1		2	3		1	5	3	3	1	2	2	5	1		1	100
KYSR-FM	5	1		1	8	5				3	3	5		5		6	3			3	1
KZLA-FM	3	2			3		1	1		3	3	6	13	2	9	3				2	

Cume Duplication Percent

+ Station(s) changed call letters - see Page 13.

NOTE: Read across top then down to find percent of top station's cume duplication with side station.

Cume Duplication Percent

Persons 12+

Monday-Sunday 6AM-MID

	KYSR-FM	KZLA-FM																		
Cume Pers. (00)	332	532																		
KAEH-FM	2																			
KATY-FM	4	5																		
KCAL-AM																				
KCAL-FM	8	8																		
KCXX-FM	8	4																		
KDAI-FM	2	3																		
KDIF-AM																				
KEZY-AM		2																		
KFRG-FM	18	61																		
KGGI-FM	18	5																		
KOLA-FM	13	14																		
KTDD-AM	2	2																		
KWIE-FM	16	3																		
KXRS-FM																				
KXSB-FM																				
KABC-AM		3																		
KBIG-FM	21	11																		
KCBS-FM	32	18																		
KFI -AM	19	15																		
KFWB-AM		2																		
KHHT-FM	4																			
KIJS-FM	28	13																		
KKBT-FM	4	5																		
KLAC-AM																				
KLAX-FM	2																			
KLOS-FM	23	5																		
KLSX-FM	10																			
KLVE-FM		2																		
KLYY-FM		2																		
KMXE-AM																				
KMZT-FM	3																			
KNX -AM	8	4																		
KOST-FM	19	14																		
KPLM-FM		6																		
KPWR-FM	18	4																		
KRCV-FM																				
KROQ-FM	20	19																		
KRTH-FM	7	4																		
KSCA-FM																				
KSSE-FM	2																			
KTWV-FM	7	2																		
KWVE-FM	2																			
KYSR-FM	100	3																		
KZLA-FM	4	100																		

+ Station(s) changed call letters - see Page 13.

NOTE: Read across top then down to find percent of top station's cume duplication with side station.



Exclusive & Overnight Listening

Persons 12+																	
Monday-Sunday																	
	Exclusive 6AM-MID		Overnight MID-6AM		7-Day 24-Hr		Exclusive 6AM-MID		Overnight MID-6AM		7-Day 24-Hr		Exclusive 6AM-MID		Overnight MID-6AM		7-Day 24-Hr
	(00)	%	AQH (00)	Cume (00)	Cume (00)		(00)	%	AQH (00)	Cume (00)	Cume (00)		(00)	%	AQH (00)	Cume (00)	Cume (00)
KAEH-FM	11	3	4	88	420	KABC-AM			2	28	327	KMZT-FM	13	4	7	20	306
KATY-FM	47	10	6	92	488	KBIG-FM	36	4	3	77	811	KNX -AM	127	17	17	209	797
KCAL-AM	6	4		5	156	KCBS-FM	66	5	9	184	1360	KOST-FM	72	5	16	195	1364
KCAL-FM	132	9	15	311	1516	KFI -AM	344	18	60	423	1941	KPLM-FM	14	6	3	18	224
KCXX-FM	95	8	16	222	1230	KFWB-AM	11	4	1	38	286	KPWR-FM	54	4	12	183	1269
KDAI-FM	8	1	8	150	637	KHHT-FM	20	2	10	197	1034	KRCV-FM			5	84	257
KDIF-AM	40	13	3	66	306	KIIS-FM	67	3	10	314	2005	KROQ-FM	61	6	7	176	1098
KEZY-AM	40	36	1	18	111	KKBT-FM	24	2	6	143	1201	KRTH-FM	13	2	4	86	795
KFRG-FM	268	13	19	348	2099	KLAC-AM				8	251	KSCA-FM	109	11	19	346	1057
KGGI-FM	252	7	36	678	3668	KLAX-FM	44	6	8	159	709	KSSE-FM	38	9	6	91	441
KOLA-FM	177	9	13	262	1894	KLOS-FM	52	6	5	148	940	KTWV-FM	63	9	4	97	719
KTDD-AM	13	6	2	28	216	KLSX-FM	20	3	10	146	629	KWVE-FM	49	9	6	107	551
KWIE-FM	77	4	24	347	2136	KLVE-FM	79	6	15	247	1345	KYSR-FM	22	7	1	33	332
KXRS-FM	52	20	16	73	267	KLYY-FM	116	8	9	246	1526	KZLA-FM	34	6	2	59	532
KXSB-FM	99	14	12	190	695	KMXE-AM	16	11	1	27	153						
TOTALS														498	5299	15554	

Exclusive & Overnight Listening

* Listener estimates adjusted for reported broadcast schedule. + Station(s) changed call letters - see Page 13.

Ethnic Composition

Persons 12+													
Monday-Sunday 6AM-MID													
	AQH (00)	AQH %	AQH Rtg	Cume (00)	Cume %	Cume Rtg		AQH (00)	AQH %	AQH Rtg	Cume (00)	Cume %	Cume Rtg
KAEH-FM							KABC-AM						
Total	22	100	.1	415	100	2.5	Total	21	100	.1	327	100	2.0
Black							Black	2	7	.1	55	17	3.5
Hispanic	20	91	.3	394	95	5.7	Hispanic	6	30	.1	50	15	.7
KATY-FM							KBIG-FM						
Total	29	100	.2	475	100	2.9	Total	40	100	.2	804	100	4.8
Black	1	2	.1	28	6	1.8	Black	2	4	.1	38	5	2.4
Hispanic	7	24	.1	114	24	1.7	Hispanic	20	50	.3	290	36	4.2
KCAL-AM							KCBS-FM						
Total	15	100	.1	156	100	.9	Total	68	100	.4	1343	100	8.1
Black		3		14	9	.9	Black	1	1	.1	27	2	1.7
Hispanic	15	97	.2	143	91	2.1	Hispanic	9	14	.1	250	19	3.6
KCAL-FM							KFI -AM						
Total	72	100	.4	1487	100	8.9	Total	159	100	1.0	1941	100	11.7
Black	2	2	.1	37	2	2.3	Black	10	6	.6	93	5	5.8
Hispanic	16	22	.2	566	38	8.2	Hispanic	29	18	.4	322	17	4.7
KCXX-FM							KFWB-AM						
Total	65	100	.4	1224	100	7.3	Total	9	100	.1	286	100	1.7
Black	4	6	.3	53	4	3.3	Black						
Hispanic	21	33	.3	560	46	8.1	Hispanic	3	38		54	19	.8
KDAI-FM							KHHT-FM						
Total	37	100	.2	614	100	3.7	Total	58	100	.3	1034	100	6.2
Black	17	45	1.1	250	41	15.7	Black	33	57	2.1	465	45	29.2
Hispanic	17	46	.2	301	49	4.4	Hispanic	16	27	.2	419	40	6.1
KDIF-AM							KIIS-FM						
Total	22	100	.1	297	100	1.8	Total	82	100	.5	1991	100	12.0
Black							Black	4	5	.3	155	8	9.7
Hispanic	22	100	.3	297	100	4.3	Hispanic	46	56	.7	1065	53	15.4
KEZY-AM							KKBT-FM						
Total	14	100	.1	111	100	.7	Total	38	100	.2	1193	100	7.2
Black		3		23	21	1.4	Black	23	61	1.4	541	45	34.0
Hispanic	13	97	.2	88	79	1.3	Hispanic	8	22	.1	429	36	6.2
KFRG-FM							KLAC-AM						
Total	135	100	.8	2077	100	12.5	Total	9	100	.1	251	100	1.5
Black	3	2	.2	106	5	6.7	Black	1	8	.1	22	9	1.4
Hispanic	19	14	.3	316	15	4.6	Hispanic	2	23		45	18	.7
KGGI-FM							KLAX-FM						
Total	188	100	1.1	3634	100	21.8	Total	36	100	.2	700	100	4.2
Black	47	25	3.0	671	18	42.1	Black						
Hispanic	111	59	1.6	2146	59	31.1	Hispanic	36	100	.5	695	99	10.1
KOLA-FM							KLOS-FM						
Total	98	100	.6	1876	100	11.3	Total	53	100	.3	929	100	5.6
Black	2	2	.1	100	5	6.3	Black				5	1	.3
Hispanic	27	28	.4	606	32	8.8	Hispanic	9	18	.1	131	14	1.9
KTDD-AM							KLSX-FM						
Total	27	100	.2	216	100	1.3	Total	40	100	.2	608	100	3.7
Black							Black	4	11	.3	45	7	2.8
Hispanic	11	42	.2	63	29	.9	Hispanic	13	31	.2	219	36	3.2
KWIE-FM							KLVE-FM						
Total	101	100	.6	2128	100	12.8	Total	86	100	.5	1322	100	7.9
Black	36	35	2.3	547	26	34.4	Black	1	1	.1	10	1	.6
Hispanic	54	54	.8	1192	56	17.3	Hispanic	85	99	1.2	1282	97	18.6
KXRS-FM							KLYY-FM						
Total	24	100	.1	267	100	1.6	Total	97	100	.6	1493	100	9.0
Black							Black						
Hispanic	23	98	.3	246	92	3.6	Hispanic	96	99	1.4	1455	97	21.1
KXSB-FM													
Total	57	100	.3	687	100	4.1							
Black	6	10	.4	14	2	.9							
Hispanic	51	89	.7	654	95	9.5							

* Listener estimates adjusted for reported broadcast schedule.

+ Station(s) changed call letters - see Page 13.

& Both of the previous footnotes apply.

Ethnic Composition

Persons 12+

Monday-Sunday 6AM-MID

	AQH (00)	AQH %	AQH Rtg	Cume (00)	Cume %	Cume Rtg		AQH (00)	AQH %	AQH Rtg	Cume (00)	Cume %	Cume Rtg
KMXE-AM							KRTH-FM						
Total	13	100	.1	153	100	.9	Total	27	100	.2	779	100	4.7
Black							Black	2	6	.1	60	8	3.8
Hispanic	13	100	.2	148	97	2.1	Hispanic	6	23	.1	294	38	4.3
KMZT-FM							KSCA-FM						
Total	13	100	.1	306	100	1.8	Total	72	100	.4	1015	100	6.1
Black							Black						
Hispanic	1	5		29	10	.4	Hispanic	70	98	1.0	975	96	14.1
KNX -AM							KSSE-FM						
Total	31	100	.2	767	100	4.6	Total	22	100	.1	441	100	2.6
Black	3	10	.2	79	10	5.0	Black						
Hispanic	7	22	.1	157	20	2.3	Hispanic	22	96	.3	425	96	6.2
KOST-FM							KTWV-FM						
Total	64	100	.4	1356	100	8.1	Total	42	100	.3	705	100	4.2
Black	4	6	.3	82	6	5.2	Black	12	29	.8	171	24	10.7
Hispanic	25	40	.4	473	35	6.9	Hispanic	14	34	.2	199	28	2.9
KPLM-FM							KWVE-FM						
Total	10	100	.1	224	100	1.3	Total	24	100	.1	533	100	3.2
Black	1	6	.1	17	8	1.1	Black	5	22	.3	110	21	6.9
Hispanic		3		29	13	.4	Hispanic	9	36	.1	156	29	2.3
KPVR-FM							KYSR-FM						
Total	44	100	.3	1243	100	7.5	Total	11	100	.1	332	100	2.0
Black	12	26	.8	249	20	15.6	Black	1	13	.1	27	8	1.7
Hispanic	24	55	.3	748	60	10.8	Hispanic	3	26		84	25	1.2
KRCV-FM							KZLA-FM						
Total	11	100	.1	251	100	1.5	Total	20	100	.1	532	100	3.2
Black							Black	2	9	.1	43	8	2.7
Hispanic	11	100	.2	251	100	3.6	Hispanic	1	6		60	11	.9
KROQ-FM													
Total	31	100	.2	1082	100	6.5							
Black	2	7	.1	44	4	2.8							
Hispanic	12	38	.2	391	36	5.7							
							TOTALS						
							Total	2479	100	14.9	15507	100	93.1
							Black	265	11	16.6	1476	10	92.7
							Hispanic	1140	46	16.5	6547	42	94.9

* Listener estimates adjusted for reported broadcast schedule.

+ Station(s) changed call letters - see Page 13.

& Both of the previous footnotes apply.

Ethnic Composition

Notations

TSA Target Listeners

Monday-Sunday 6AM-MID									
AQH and Cume Persons (00)									
Persons 12+	Persons 18-34	Persons 25-54	Persons 35-64	Men 18-34	Men 25-54	Men 35-64	Women 18-34	Women 25-54	Women 35-64
KAEH-FM									
TSA AQH	22	18	13	2	12	8	1	6	5
Metro AQH	22	18	13	2	12	8	1	6	5
TSA Cume	415	298	216	54	185	129	30	113	87
Metro Cume	415	298	216	54	185	129	30	113	87
KATY-FM									
TSA AQH	31	10	18	15	1	4	5	9	14
Metro AQH	29	9	18	14	1	4	5	8	14
TSA Cume	577	131	293	321	23	78	79	108	215
Metro Cume	475	97	262	254	23	75	75	74	187
KCAL-AM									
TSA AQH	15	4	13	9	2	8	6	2	5
Metro AQH	15	4	13	9	2	8	6	2	5
TSA Cume	156	40	108	88	8	46	38	32	62
Metro Cume	156	40	108	88	8	46	38	32	62
KCAL-FM									
TSA AQH	114	68	63	31	54	47	24	14	16
Metro AQH	72	34	45	24	26	34	16	9	10
TSA Cume	1937	989	976	520	662	662	361	328	314
Metro Cume	1487	692	744	414	449	481	267	242	263
KCXX-FM									
TSA AQH	92	56	53	20	43	38	13	13	15
Metro AQH	65	34	37	18	23	24	12	11	13
TSA Cume	1761	917	687	352	605	384	180	312	302
Metro Cume	1224	564	496	284	345	269	155	220	227
KDAI-FM									
TSA AQH	43	26	23	11	15	16	9	11	7
Metro AQH	37	23	21	11	14	16	9	8	5
TSA Cume	919	484	441	232	251	260	152	233	181
Metro Cume	614	271	330	198	153	216	132	119	114
KDIF-AM									
TSA AQH	22	7	14	14	2	6	5	5	8
Metro AQH	22	7	14	14	2	6	5	5	8
TSA Cume	297	88	177	182	31	88	83	57	89
Metro Cume	297	88	177	182	31	88	83	57	89
KEZY-AM									
TSA AQH	14	7	9	5	5	6	2	2	3
Metro AQH	14	7	9	5	5	6	2	2	3
TSA Cume	111	24	75	67	17	49	40	6	26
Metro Cume	111	24	75	67	17	49	40	6	26
KFRG-FM									
TSA AQH	188	33	110	119	9	56	62	23	54
Metro AQH	135	19	81	93	5	44	50	14	37
TSA Cume	3199	853	1704	1681	285	742	787	568	962
Metro Cume	2077	530	1106	1085	152	523	556	378	582
KGGI-FM									
TSA AQH	287	137	125	70	64	62	34	73	64
Metro AQH	188	86	83	44	41	43	26	45	40
TSA Cume	5551	2618	2328	1359	1316	994	522	1301	1334
Metro Cume	3634	1644	1545	906	765	675	385	880	870
KOLA-FM									
TSA AQH	130	22	66	84	12	23	34	11	43
Metro AQH	98	14	52	61	7	15	20	7	37
TSA Cume	2545	570	1178	1453	309	509	655	261	669
Metro Cume	1876	307	908	1108	180	383	488	127	525
KTDD-AM									
TSA AQH	28		5	12		4		5	1
Metro AQH	27		4	11		3		4	1
TSA Cume	260	6	61	96		29		47	32
Metro Cume	216	6	53	84		21		37	32

* Listener estimates adjusted for reported broadcast schedule.

+ Station(s) changed call letters - see Page 13.

& Both of the previous footnotes apply.

TSA Target Listeners

Monday-Sunday 6AM-MID										
AQH and Cume Persons (00)										
	Persons 12+	Persons 18-34	Persons 25-54	Persons 35-64	Men 18-34	Men 25-54	Men 35-64	Women 18-34	Women 25-54	Women 35-64
KWIE-FM										
TSA AQH	109	71	39	12	42	19	4	29	19	7
Metro AQH	101	64	37	11	37	19	4	27	18	7
TSA Cume	2419	1304	858	341	719	391	135	585	467	206
Metro Cume	2128	1097	801	317	592	371	135	505	430	182
KXRS-FM										
TSA AQH	24	12	14	12	8	8	2	4	7	10
Metro AQH	24	12	14	12	8	8	2	4	7	10
TSA Cume	267	129	154	113	86	94	49	44	60	63
Metro Cume	267	129	154	113	86	94	49	44	60	63
KXSB-FM										
TSA AQH	61	36	32	19	30	23	11	7	9	7
Metro AQH	57	36	29	16	29	21	10	6	8	6
TSA Cume	789	457	476	259	269	272	138	188	203	120
Metro Cume	687	425	408	201	254	234	102	171	174	99
KABC-AM										
TSA AQH	25	2	8	17	2	4	10		4	7
Metro AQH	21	2	6	16	1	2	9		4	7
TSA Cume	516	80	183	257	54	135	165	26	48	92
Metro Cume	327	42	92	204	16	44	112	26	48	92
KBIG-FM										
TSA AQH	75	23	63	47	6	24	20	18	39	27
Metro AQH	40	13	32	23	3	8	7	10	24	16
TSA Cume	1459	536	1012	704	180	400	292	356	613	412
Metro Cume	804	305	533	367	105	195	154	200	338	213
KCBS-FM										
TSA AQH	106	30	94	73	16	58	45	13	36	28
Metro AQH	68	19	58	47	11	34	26	8	24	21
TSA Cume	1890	511	1484	1186	247	842	718	264	641	469
Metro Cume	1343	409	1058	831	209	613	517	200	445	314
KFI -AM										
TSA AQH	266	22	121	156	12	72	92	10	50	65
Metro AQH	159	11	73	104	8	47	64	3	26	41
TSA Cume	3371	408	1708	2012	249	983	1175	158	725	837
Metro Cume	1941	219	930	1148	131	555	686	89	374	462
KFWB-AM										
TSA AQH	19	6	10	7	6	8	6	1	2	1
Metro AQH	9	1	3	3	1	2	2		1	1
TSA Cume	738	153	447	451	115	319	330	37	128	121
Metro Cume	286	25	112	144	17	87	112	8	24	32
KHHT-FM										
TSA AQH	86	20	52	49	5	22	21	15	30	28
Metro AQH	58	13	41	36	2	16	16	11	25	21
TSA Cume	1596	649	850	646	230	295	233	419	555	413
Metro Cume	1034	424	585	436	107	177	159	317	408	277
KIIS-FM										
TSA AQH	150	70	62	33	32	25	10	39	37	22
Metro AQH	82	39	32	16	12	9	4	27	23	12
TSA Cume	3410	1469	1420	885	584	515	335	885	905	550
Metro Cume	1991	859	844	488	275	295	168	584	549	320
KKBT-FM										
TSA AQH	59	32	24	14	12	8	5	20	16	9
Metro AQH	38	15	19	14	7	6	5	8	13	8
TSA Cume	1831	970	674	374	461	230	110	509	444	264
Metro Cume	1193	517	485	309	228	161	107	289	324	202
KLAC-AM										
TSA AQH	15	2	13	12	2	13	12			
Metro AQH	9	2	7	6	2	7	6			
TSA Cume	370	31	236	240	28	224	226	3	13	14
Metro Cume	251	23	152	161	23	145	150		6	11

* Listener estimates adjusted for reported broadcast schedule.

+ Station(s) changed call letters - see Page 13.

& Both of the previous footnotes apply.

TSA Target Listeners

Monday-Sunday 6AM-MID										
AQH and Cume Persons (00)										
	Persons 12+	Persons 18-34	Persons 25-54	Persons 35-64	Men 18-34	Men 25-54	Men 35-64	Women 18-34	Women 25-54	Women 35-64
KLAX-FM										
TSA AQH	54	21	42	31	12	31	25	9	11	6
Metro AQH	36	17	26	18	11	19	14	6	7	4
TSA Cume	883	357	549	389	169	333	252	188	215	137
Metro Cume	700	280	425	314	136	257	208	144	168	106
KLOS-FM										
TSA AQH	72	12	63	57	5	33	33	7	30	25
Metro AQH	53	5	46	46	4	27	27	2	19	18
TSA Cume	1423	317	1110	989	169	638	568	148	472	421
Metro Cume	929	170	706	677	99	426	407	71	280	270
KLSX-FM										
TSA AQH	69	29	56	39	23	45	31	6	12	8
Metro AQH	40	23	29	15	17	20	10	6	9	6
TSA Cume	1038	471	744	509	352	529	374	119	215	135
Metro Cume	608	334	433	233	215	278	158	119	156	75
KLVE-FM										
TSA AQH	115	46	84	55	17	29	22	28	54	33
Metro AQH	86	33	62	40	13	22	14	21	40	26
TSA Cume	1788	720	1166	750	350	546	338	369	621	411
Metro Cume	1322	501	853	579	209	376	238	292	477	340
KLYY-FM										
TSA AQH	142	51	109	81	29	57	41	22	52	40
Metro AQH	97	40	72	48	21	37	24	19	35	24
TSA Cume	2041	838	1410	970	425	692	485	413	718	485
Metro Cume	1493	615	986	663	280	480	331	335	506	332
KMXE-AM										
TSA AQH	14	2	7	12	2	4	7		4	4
Metro AQH	13	1	7	11	1	4	7		4	4
TSA Cume	165	43	90	95	21	43	51	23	47	45
Metro Cume	153	36	82	90	17	38	48	19	44	43
KMZT-FM										
TSA AQH	18		4	10		2	7		1	3
Metro AQH	13		2	7		1	6		1	1
TSA Cume	565	21	162	243	8	117	141	13	44	102
Metro Cume	306	8	97	141	8	66	90		31	51
KNX -AM										
TSA AQH	59	3	38	44	2	29	33	1	9	11
Metro AQH	31	1	20	25	1	15	17		6	8
TSA Cume	1430	155	728	886	132	497	597	23	231	289
Metro Cume	767	50	431	502	44	305	332	6	126	170
KOST-FM										
TSA AQH	117	41	59	66	9	21	24	32	38	43
Metro AQH	64	21	36	36	7	14	13	15	22	23
TSA Cume	2202	643	1381	1273	175	517	520	468	864	753
Metro Cume	1356	439	860	747	104	271	277	336	590	470
KPLM-FM										
TSA AQH	12	2	9	8	1	5	4	1	4	4
Metro AQH	10	1	7	7	1	5	4	1	2	2
TSA Cume	262	81	137	113	27	56	43	54	80	69
Metro Cume	224	66	113	98	23	53	40	42	61	58
KPWR-FM										
TSA AQH	60	47	24	5	27	13	1	20	11	4
Metro AQH	44	34	17	3	22	9	1	12	8	3
TSA Cume	1822	1242	814	188	681	411	46	560	403	141
Metro Cume	1243	839	537	118	497	283	44	343	254	75
KRCV-FM										
TSA AQH	19	3	16	14	3	8	6		8	9
Metro AQH	11	1	9	10		6	6		3	4
TSA Cume	337	67	240	208	35	133	97	32	108	111
Metro Cume	251	34	187	187	15	113	97	19	74	89

* Listener estimates adjusted for reported broadcast schedule.

+ Station(s) changed call letters - see Page 13.

& Both of the previous footnotes apply.

TSA Target Listeners

TSA Target Listeners

Monday-Sunday 6AM-MID										
AQH and Cume Persons (00)										
Persons 12+	Persons 18-34	Persons 25-54	Persons 35-64	Men 18-34	Men 25-54	Men 35-64	Women 18-34	Women 25-54	Women 35-64	
KROQ-FM										
TSA AQH	66	38	30	13	26	22	9	12	8	4
Metro AQH	31	19	11	4	9	6	3	10	5	2
TSA Cume	1719	848	813	465	520	468	233	328	346	232
Metro Cume	1082	544	500	257	300	262	129	245	239	128
KRTH-FM										
TSA AQH	45	4	24	35	3	15	21	2	10	13
Metro AQH	27	3	13	20	2	7	12	1	6	9
TSA Cume	1419	213	731	915	130	411	526	83	321	389
Metro Cume	779	130	411	495	53	231	282	77	180	213
KSCA-FM										
TSA AQH	80	50	47	23	30	31	16	20	16	7
Metro AQH	72	44	40	21	24	26	16	20	14	5
TSA Cume	1219	613	666	402	366	411	254	247	255	148
Metro Cume	1015	502	573	366	269	345	232	234	228	134
KSSE-FM										
TSA AQH	32	17	27	15	10	19	12	7	8	3
Metro AQH	22	14	18	8	7	11	5	7	7	2
TSA Cume	621	300	460	247	167	264	140	134	196	106
Metro Cume	441	195	280	172	87	141	97	107	138	75
KTWV-FM										
TSA AQH	68	5	47	53	4	30	29	1	17	24
Metro AQH	42	4	29	32	4	16	14	1	13	18
TSA Cume	1244	122	831	915	62	472	491	60	359	424
Metro Cume	705	89	483	517	62	265	247	27	218	270
KVVE-FM										
TSA AQH	42	8	27	28	4	15	18	4	12	10
Metro AQH	24	3	16	17	2	9	11	1	6	6
TSA Cume	897	215	539	498	99	249	245	116	289	253
Metro Cume	533	90	317	326	38	141	158	52	176	169
KYSR-FM										
TSA AQH	23	13	16	8	3	7	5	10	9	3
Metro AQH	11	6	8	3	1	2	2	6	6	2
TSA Cume	696	356	483	272	153	216	133	203	268	139
Metro Cume	332	183	229	113	56	85	42	127	143	71
KZLA-FM										
TSA AQH	36	11	20	18	2	5	7	9	15	10
Metro AQH	20	5	9	10		2	3	4	6	6
TSA Cume	974	342	620	497	76	240	237	266	380	260
Metro Cume	532	170	309	269	30	124	117	140	184	152
TOTALS										
TSA AQH	3916	1304	2229	1867	695	1214	1003	609	1015	864
Metro AQH	2479	844	1414	1173	450	757	617	393	658	556
TSA Cume	25100	7862	13098	11211	4056	6539	5572	3806	6559	5639
Metro Cume	15507	4945	8081	6821	2525	4041	3391	2420	4040	3430

* Listener estimates adjusted for reported broadcast schedule.

+ Station(s) changed call letters - see Page 13.

& Both of the previous footnotes apply.

Notations

Notations

Notations

Notations

Notations

Notations

Notations

Arbitron Radio Reliability Tables

Table A

RATING	VALUE	RATING	VALUE	RATING	VALUE	RATING	VALUE	RATING	VALUE	RATING	VALUE	RATING	VALUE	RATING	VALUE	RATING	VALUE
0.1	3.16	5.1	22.00	10.1	30.13	15.1	35.80	20.1	40.07	25.1	43.36	30.1	45.87	35.1	47.73	40.1	49.01
0.2	4.47	5.2	22.20	10.2	30.26	15.2	35.90	20.2	40.15	25.2	43.42	30.2	45.91	35.2	47.76	40.2	49.03
0.3	5.47	5.3	22.40	10.3	30.40	15.3	36.00	20.3	40.22	25.3	43.47	30.3	45.96	35.3	47.79	40.3	49.05
0.4	6.31	5.4	22.60	10.4	30.53	15.4	36.09	20.4	40.30	25.4	43.53	30.4	46.00	35.4	47.82	40.4	49.07
0.5	7.05	5.5	22.80	10.5	30.66	15.5	36.19	20.5	40.37	25.5	43.59	30.5	46.04	35.5	47.85	40.5	49.09
0.6	7.72	5.6	22.99	10.6	30.78	15.6	36.29	20.6	40.44	25.6	43.64	30.6	46.08	35.6	47.88	40.6	49.11
0.7	8.34	5.7	23.16	10.7	30.91	15.7	36.38	20.7	40.52	25.7	43.70	30.7	46.12	35.7	47.91	40.7	49.13
0.8	8.91	5.8	23.37	10.8	31.04	15.8	36.47	20.8	40.59	25.8	43.75	30.8	46.17	35.8	47.94	40.8	49.15
0.9	9.44	5.9	23.56	10.9	31.16	15.9	36.57	20.9	40.66	25.9	43.81	30.9	46.21	35.9	47.97	40.9	49.16
1.0	9.95	6.0	23.75	11.0	31.29	16.0	36.66	21.0	40.73	26.0	43.86	31.0	46.25	36.0	48.00	41.0	49.18
1.1	10.43	6.1	23.93	11.1	31.41	16.1	36.75	21.1	40.80	26.1	43.92	31.1	46.29	36.1	48.03	41.1	49.20
1.2	10.89	6.2	24.12	11.2	31.54	16.2	36.85	21.2	40.87	26.2	43.97	31.2	46.33	36.2	48.06	41.2	49.22
1.3	11.33	6.3	24.30	11.3	31.66	16.3	36.94	21.3	40.94	26.3	44.03	31.3	46.37	36.3	48.09	41.3	49.24
1.4	11.75	6.4	24.48	11.4	31.78	16.4	37.03	21.4	41.01	26.4	44.08	31.4	46.41	36.4	48.11	41.4	49.25
1.5	12.16	6.5	24.65	11.5	31.90	16.5	37.12	21.5	41.08	26.5	44.13	31.5	46.45	36.5	48.14	41.5	49.27
1.6	12.55	6.6	24.83	11.6	32.02	16.6	37.21	21.6	41.15	26.6	44.19	31.6	46.49	36.6	48.17	41.6	49.29
1.7	12.93	6.7	25.00	11.7	32.14	16.7	37.30	21.7	41.22	26.7	44.24	31.7	46.53	36.7	48.20	41.7	49.31
1.8	13.30	6.8	25.17	11.8	32.26	16.8	37.39	21.8	41.29	26.8	44.29	31.8	46.57	36.8	48.23	41.8	49.32
1.9	13.65	6.9	25.35	11.9	32.38	16.9	37.48	21.9	41.36	26.9	44.34	31.9	46.61	36.9	48.25	41.9	49.34
2.0	14.00	7.0	25.51	12.0	32.50	17.0	37.56	22.0	41.42	27.0	44.40	32.0	46.65	37.0	48.28	42.0	49.36
2.1	14.34	7.1	25.68	12.1	32.61	17.1	37.65	22.1	41.49	27.1	44.45	32.1	46.69	37.1	48.31	42.1	49.37
2.2	14.67	7.2	25.85	12.2	32.73	17.2	37.74	22.2	41.56	27.2	44.50	32.2	46.72	37.2	48.33	42.2	49.39
2.3	14.99	7.3	26.01	12.3	32.84	17.3	37.82	22.3	41.63	27.3	44.55	32.3	46.76	37.3	48.36	42.3	49.40
2.4	15.30	7.4	26.18	12.4	32.96	17.4	37.91	22.4	41.69	27.4	44.60	32.4	46.80	37.4	48.39	42.4	49.42
2.5	15.61	7.5	26.34	12.5	33.07	17.5	38.00	22.5	41.76	27.5	44.65	32.5	46.84	37.5	48.41	42.5	49.43
2.6	15.91	7.6	26.50	12.6	33.18	17.6	38.08	22.6	41.82	27.6	44.70	32.6	46.87	37.6	48.44	42.6	49.45
2.7	16.21	7.7	26.66	12.7	33.30	17.7	38.17	22.7	41.89	27.7	44.75	32.7	46.91	37.7	48.46	42.7	49.46
2.8	16.50	7.8	26.82	12.8	33.41	17.8	38.25	22.8	41.95	27.8	44.80	32.8	46.95	37.8	48.49	42.8	49.48
2.9	16.78	7.9	26.97	12.9	33.52	17.9	38.34	22.9	42.02	27.9	44.85	32.9	46.98	37.9	48.51	42.9	49.49
3.0	17.06	8.0	27.13	13.0	33.63	18.0	38.42	23.0	42.08	28.0	44.90	33.0	47.02	38.0	48.54	43.0	49.51
3.1	17.33	8.1	27.28	13.1	33.74	18.1	38.50	23.1	42.15	28.1	44.95	33.1	47.06	38.1	48.56	43.1	49.52
3.2	17.60	8.2	27.44	13.2	33.85	18.2	38.58	23.2	42.21	28.2	45.00	33.2	47.09	38.2	48.59	43.2	49.54
3.3	17.86	8.3	27.59	13.3	33.96	18.3	38.67	23.3	42.27	28.3	45.05	33.3	47.13	38.3	48.61	43.3	49.55
3.4	18.12	8.4	27.74	13.4	34.07	18.4	38.75	23.4	42.34	28.4	45.09	33.4	47.16	38.4	48.64	43.4	49.56
3.5	18.38	8.5	27.89	13.5	34.17	18.5	38.83	23.5	42.40	28.5	45.14	33.5	47.20	38.5	48.66	43.5	49.58
3.6	18.63	8.6	28.04	13.6	34.28	18.6	38.91	23.6	42.46	28.6	45.19	33.6	47.23	38.6	48.68	43.6	49.59
3.7	18.88	8.7	28.18	13.7	34.38	18.7	38.99	23.7	42.52	28.7	45.24	33.7	47.27	38.7	48.71	43.7	49.60
3.8	19.12	8.8	28.33	13.8	34.49	18.8	39.07	23.8	42.59	28.8	45.28	33.8	47.30	38.8	48.73	43.8	49.61
3.9	19.36	8.9	28.47	13.9	34.59	18.9	39.15	23.9	42.65	28.9	45.33	33.9	47.34	38.9	48.75	43.9	49.63
4.0	19.60	9.0	28.62	14.0	34.70	19.0	39.23	24.0	42.71	29.0	45.38	34.0	47.37	39.0	48.77	44.0	49.64
4.1	19.83	9.1	28.76	14.1	34.80	19.1	39.31	24.1	42.77	29.1	45.42	34.1	47.40	39.1	48.80	44.1	49.65
4.2	20.06	9.2	28.90	14.2	34.91	19.2	39.39	24.2	42.83	29.2	45.47	34.2	47.44	39.2	48.82	44.2	49.66
4.3	20.29	9.3	29.04	14.3	35.01	19.3	39.47	24.3	42.89	29.3	45.51	34.3	47.47	39.3	48.84	44.3	49.67
4.4	20.51	9.4	29.18	14.4	35.11	19.4	39.54	24.4	42.95	29.4	45.56	34.4	47.50	39.4	48.86	44.4	49.69
4.5	20.73	9.5	29.32	14.5	35.21	19.5	39.62	24.5	43.01	29.5	45.60	34.5	47.54	39.5	48.89	44.5	49.70
4.6	20.95	9.6	29.46	14.6	35.31	19.6	39.70	24.6	43.07	29.6	45.65	34.6	47.57	39.6	48.91	44.6	49.71
4.7	21.16	9.7	29.60	14.7	35.41	19.7	39.77	24.7	43.13	29.7	45.69	34.7	47.60	39.7	48.93	44.7	49.72
4.8	21.38	9.8	29.73	14.8	35.51	19.8	39.85	24.8	43.19	29.8	45.74	34.8	47.63	39.8	48.95	44.8	49.73
4.9	21.59	9.9	29.87	14.9	35.61	19.9	39.92	24.9	43.24	29.9	45.78	34.9	47.67	39.9	48.97	44.9	49.74
5.0	21.79	10.0	30.00	15.0	35.71	20.0	40.00	25.0	43.30	30.0	45.83	35.0	47.70	40.0	48.99	45.0	49.75

Note: When a rating is greater than 50.0, use the value given for a rating equal to 100.0 minus the original rating. For example, if the rating is 873, use the value shown for a rating of 127 (100.0 - 873).

Instructions

Estimating the Reliability of Audience Ratings Estimates/The reliability of a survey estimate is generally defined in terms of the estimated margin of sampling error around the estimate, or *confidence interval*. The confidence interval describes the extent to which a survey estimate, based on a random sample of a population, may vary from the result that would be obtained through a complete census of that population. (See Page M5, Paragraph 14, for further information.)

Confidence intervals can be obtained for any rating in the "Listener Estimates" section in this report in two steps: (1) determine an estimated standard error and (2) use this estimated standard error to construct a confidence interval around the rating.

1. Determine an estimate of standard error:

a. For AQH and Cume ratings, select the rating for which you want to obtain the standard error and locate the corresponding Table A value. For example, the corresponding Table A value for a 2.9 rating is 16.78. Table A values represent the square root of (the rating x [100 - the rating]); therefore, Table A values are constant across all markets and surveys.

b. For AQH ratings, select the demographic group (down the side) and the daypart (across the top) for the corresponding Table B value. For Cume ratings, select the demographic group (down the side) for the corresponding Table B value in the first column. Table B values are the square roots of the Effective Sample Bases (ESBs) for each market and survey; therefore, Table B values vary from report to report. For example,

a hypothetical Table B value for a Metro AQH rating for Men 25-54, Mon-Fri 6AM-7PM might be 93.14.

c. Divide the Table A value by the Table B value to obtain an estimated standard error. Using the example above, $16.78 \div 93.14 = 0.18$.

2. Use the estimated standard error to construct a confidence interval around the rating:

a. The rating +/- one standard error will yield a 68% confidence interval. In the above example, 2.9 ± 0.18 yields a confidence interval of 2.72 to 3.08. Interpretation: The user can be 68% confident that a census of all Men 25-54 would yield a Mon-Fri 6AM-7PM AQH rating between 2.7 and 3.1.

b. The rating +/- (1.64 x the standard error) yields a 90% confidence interval. In the above example, $2.9 \pm (1.64 \times 0.18)$ yields a confidence interval of 2.60 to 3.20. Interpretation: The user can be 90% confident that a census of all Men 25-54 would yield a Mon-Fri 6AM-7PM AQH rating between 2.6 and 3.2.

c. The rating +/- (1.96 x the standard error) yields a 95% confidence interval (compute as in (b) above), and the rating +/- (2.58 x the standard error) yields a 99% confidence interval (compute as in (b) above).

Estimating Reliability for Projected Numbers of Persons/

To estimate standard error (and construct confidence intervals) for Persons estimates rather than ratings: (1) Convert the Persons estimate into a rating. ($[\text{Persons} \div \text{the population}] \times 100$). (2) Determine standard error using the instructions above. (3) Convert standard error for the rating into

standard error for the Persons estimate. ($[\text{Standard error} \times \text{the population}] \div 100$). (4) Use the Persons estimate +/- one standard error for a 68% confidence interval; use the Persons estimate +/- the standard error multiplied by 1.64, 1.96 or 2.58 to get 90%, 95% or 99% confidence intervals, respectively.

Estimating Effective Sample Base (ESB) Sizes/

Approximate ESB for sex/age groups and dayparts can be obtained by squaring Table B values. For example, the estimated ESB for M25-54, Mon-Fri 6AM-7PM, with a hypothetical Table B value of 93.14, would be 93.14^2 squared, or 8,675. (See Page M5, Paragraph 15, for further information on ESB values.)

For Additional Methodology Details

Please refer to the *Arbitron Radio Description of Methodology and Arbitron Replication II: A Study of the Reliability of Radio Ratings* for further discussion of the above and a discussion of more complex applications.

Limitations

Although Arbitron believes the above-described procedures provide report users with useful estimates of standard errors, the reader should note the limitations described in Paragraphs 14-16 and 18-21 herein on Pages M5-M6.

Metro Table B

Average Quarter-Hour Estimates

Metro Survey Area	All Cume Estimates	Sat 6A-10A	Weekend 10A-7P	Sat 10A-3P	Mon-Fri 6A-10A	Mon-Fri 10A-3P	Weekend 6A-MID	Mon-Fri 6A-10A	Mon-Sun MID-6A	Mon-Sun 6A-MID
		Sun 6A-10A Sun 3P-7P		Sat 7P-MID Sun 10A-3P Sun 7P-MID	Mon-Fri 3P-7P	Mon-Fri 7P-MID		Mon-Fri 3P-7P		Mon-Sun 6A-MID
Persons 12+	40.22	60.47	73.71	59.85	75.04	75.75	88.63	88.84	91.41	95.29
Persons 18+	*****	*****	68.90	*****	*****	68.24	*****	83.22	*****	89.27
Men										
18+	28.68	*****	*****	*****	*****	*****	*****	*****	*****	69.39
18-24	11.26	*****	*****	*****	*****	*****	*****	*****	*****	32.84
25-34	13.46	*****	*****	*****	*****	*****	*****	*****	*****	35.70
35-44	13.75	*****	*****	*****	*****	*****	*****	*****	*****	34.52
45-54	12.33	*****	*****	*****	*****	*****	*****	*****	*****	30.55
55-64	10.93	*****	*****	*****	*****	*****	*****	*****	*****	29.50
65+	10.01	*****	*****	*****	*****	*****	*****	*****	*****	21.83
12-24	16.72	29.44	*****	28.65	37.11	34.95	43.49	*****	39.18	46.86
18-34	17.81	27.93	34.22	26.96	36.45	34.18	41.38	41.33	40.11	46.87
18-49	23.90	37.08	43.27	35.93	47.01	43.11	52.33	52.27	50.72	59.28
25-49	21.38	32.38	*****	31.91	40.80	37.71	48.01	*****	41.84	51.60
25-54	22.93	34.25	41.99	34.04	43.36	39.88	50.78	47.19	44.25	54.57
35-64	21.54	31.48	39.76	32.15	40.84	37.88	48.08	44.69	41.90	51.68
Women										
18+	31.70	*****	*****	*****	*****	*****	*****	*****	*****	72.87
18-24	12.78	*****	*****	*****	*****	*****	*****	*****	*****	34.64
25-34	13.87	*****	*****	*****	*****	*****	*****	*****	*****	35.54
35-44	15.63	*****	*****	*****	*****	*****	*****	*****	*****	40.30
45-54	13.34	*****	*****	*****	*****	*****	*****	*****	*****	31.68
55-64	12.14	*****	*****	*****	*****	*****	*****	*****	*****	28.99
65+	12.55	*****	*****	*****	*****	*****	*****	*****	*****	28.39
12-24	18.49	30.30	*****	29.95	37.06	37.68	45.44	*****	40.39	47.32
18-34	19.03	29.33	36.21	28.32	37.04	35.88	43.97	41.11	39.33	47.71
18-49	25.55	39.18	47.22	38.27	48.85	46.85	57.34	53.60	51.28	62.22
25-49	23.06	34.22	*****	34.14	43.39	41.28	51.29	*****	47.00	55.40
25-54	24.89	36.53	44.94	36.49	46.43	43.69	54.57	52.32	50.02	58.96
35-64	24.04	34.82	42.11	34.87	43.84	41.83	51.14	49.03	46.87	55.24
Persons										
12-24	23.40	38.22	*****	37.70	47.39	45.99	55.96	*****	51.73	60.17
18-34	24.37	37.61	46.76	36.39	47.95	46.34	56.34	56.47	52.08	60.58
18-49	32.34	49.33	60.00	48.01	61.51	58.26	72.30	72.47	66.84	77.74
25-49	28.54	42.78	*****	42.41	53.71	50.74	63.11	*****	58.34	67.86
25-54	30.56	45.28	56.00	45.16	57.11	53.86	67.48	67.64	62.39	72.56
35-64	29.29	42.30	52.82	42.76	54.21	51.62	63.65	63.80	58.84	68.44
Teens										
12-17	17.11	28.02	*****	28.56	38.31	42.35	43.54	*****	46.32	50.51
Black P12+	11.33	*****	*****	*****	*****	*****	*****	*****	*****	26.84
Hispanic P12+	26.37	*****	*****	*****	*****	*****	*****	*****	*****	62.48

***** Report does not include data for this demographic group

TSA Table B

Total Survey Area	All Cume Estimates	Mon-Sun 6A-MID*
Persons 12+	41.75	97.08
Men		
18-34	17.00	44.63
25-54	24.39	56.66
35-64	23.06	54.47
Women		
18-34	20.53	51.27
25-54	27.38	64.67
35-64	25.63	59.14
Persons 18-34	24.36	60.78
25-54	33.11	76.97
35-64	31.34	72.65

* Average Quarter-Hour Estimates



Description of Methodology

Introduction

The following Description of Methodology is applicable to the data and estimates contained in the "Listener Estimates" section of this report. A more detailed description of Arbitron methodology can be found in a separate publication titled *Arbitron Radio Description of Methodology* (available at www.arbitron.com) and in other associated relevant documents, made available by Arbitron to all Arbitron syndicated Radio Report subscribers. In the event that the separate publication titled *Arbitron Radio Description of Methodology* conflicts with the "Description of Methodology" printed herein, the latter is considered the more current Description of Methodology.

The Market

1. The Market/An Arbitron Radio Market can be composed of up to three geographic areas: the Metro Survey Area (Metro), the Total Survey Area (TSA) and the Designated Market Area (DMA®). These areas are composed of counties and/or county equivalents (also known as sampling units). A county equivalent generally consists of an independent city or geographic split portion of a whole county. A geographic split county is defined as one or more zip codes within a county and is based on zip code information from Census 2000 data, as updated annually by Claritas, Inc.

a. Metro Survey Area (Metro)

The Metro Survey Area is the primary reporting area of local radio. Arbitron usually defines the Metro Survey Area to include the county (ies) of the majority of the local area stations' city (ies) of license. Additionally, Arbitron may consider such factors as: the historical market definition(s), local trade and commuting patterns, local radio listening patterns, and input from its subscribers. Arbitron Radio Metros may correspond to the federal government's Office of Management and Budget's (OMB) Metropolitan Areas.

Changes to an existing Metro definition will be considered by Arbitron upon receipt of a formal request from at least 75 percent of subscribing station owners. If there are fewer than four subscribing station owners in a market, the request must be made by all subscribing station owners for Arbitron to proceed.

Before a formal request is filed, Arbitron will provide a subscribing station owner with reports that will allow a subscriber to determine the commuting and available listenership data for existing Metro counties and any county contiguous to the current Metro. (*Complete listenership data may not be readily available for dual-city Metro redefinition requests.*)

NOTE: All existing Metro counties and all counties adjacent to existing Metro counties are subject to the Metro evaluation. The two criteria that determine whether evaluated counties are included in the Metro definition are: (i) at least 55.0 percent of listening quarter-hours from the county must be credited to existing Metro stations, and (ii) at least 15.0 percent of commuting from the county must be into the existing Metro. (*See the Arbitron Radio Description of Methodology, Chapter One, "The Market: Changes to Metro Survey Area Definitions," for further information and criteria for adjacent Metro and dual-city Metro redefinitions.*) **Metro evaluation results are final — and automatic. This rule applies even if the evaluation finds that one or more counties should be removed from the existing Metro.** Changes in Metro geography implemented through this process will remain in effect for at least three (3) years.

b. Total Survey Area (TSA)

The TSA of an Arbitron Radio Market is designed to provide a comprehensive measure of listening to Metro-licensed radio stations. The TSA is composed of the Metro and any additional counties (or county equivalents) that meet certain criteria for inclusion.

TSA definitions are based on historical radio listening patterns and are updated biennially based on the syndicated diary data used for the most recent Arbitron Radio County Coverage study [excluding any extra sample used for Custom Survey Area Reports (CSARs)]. The specific criteria for adding, retaining, or deleting non-Metro TSA counties are outlined in a separate publication titled *Arbitron Radio Description of Methodology* and in other associated relevant documents.

c. Designated Market Area (DMA®)

The DMA is composed of counties and/or county equivalents, and is defined and updated annually by Nielsen Media Research, Inc., based on historical television viewing patterns. A county or county equivalent is assigned exclusively to one DMA.

Arbitron reports radio listening estimates for the Top 50 DMAs (ranked on TV households) in the Radio Market Reports of all Arbitron Standard radio markets whose Metros are located within the DMA and whose names are contained in the DMA name.

Sampling & Measurement Techniques

2. Sampling Methodology/Survey sample targets are established for the Metro and, if applicable, the non-Metro TSA and/or the DMA. Sample targets are then established for each sampling unit proportional to its Persons 12+ population in the respective survey area subject to minimum sample requirements for Radio County Coverage. The amount of sample ordered is determined by dividing the sampling unit target by the expected rate of response based on previous survey(s) sample performance and other factors.

For each 12-week survey period, a new sample of telephone numbers is computer-selected for each sampling unit through the use of a systematic interval random selection technique. Listed and unlisted telephone numbers are randomly generated using the random digit dial (RDD) technique. Sample RDD numbers are generated from telephone "hundred blocks" containing at least two listed residential telephone numbers based on current telephone listings as provided and updated by Survey Sampling International, LLC (SSI). These qualifying hundred blocks compose the sample frame for each sampling unit. Known residential names and addresses are appended to sample telephone numbers not listed in current telephone directories. Known nonresidential telephone numbers (e.g., businesses, institutions) are excluded from the sample frame. The sample of telephone numbers is then randomly divided into approximately equal weekly groups for diary placement calling.

If a need for additional sample arises after the original sample has been selected by the computer, then such additional sample is generally selected in the same manner and from the same sample frame as the original sample.

3. Arbitron Radio Listening Diary/The Arbitron radio survey is a prealerted, telephone-facilitated mail survey. The survey instrument, Arbitron's seven-day radio listening diary, is self-administered and designed to be personally maintained by all individuals 12 years of age and older (Persons 12+) in each sample household, up to a maximum of nine persons. The diary contains a varying number of questions (depending on the market/market segment) regarding socioeconomic

characteristics of the survey participant(s). Bilingual (Spanish-English) diaries are provided to all survey participants in the Metro of a Hispanic-controlled market who have identified themselves as Hispanic in response to an ethnicity question or from whom ethnic information was not obtained, and to any others indicating a preference for a bilingual diary.

Premiums of varying monetary amounts are provided to encourage respondent cooperation.

4. Diary Placement and Retrieval/Initial contact with listed sample households is by mail, informing them of their selection and that an interviewer will be calling to request their cooperation in the survey. Initial contact with unlisted sample households is by telephone, when an interviewer calls to request participation in the survey.

Arbitron interviewers call selected telephone numbers to: ascertain the possibility of media affiliation; gain consent for participation in the survey; determine the number of Persons 12+ living in the household at the time of the placement call; and, where applicable, determine the race/ethnicity and demographics of the household, including language usage (Spanish-English) of individual residents. Households with more than nine persons 12 years of age and older and media-affiliated households are ineligible for survey participation.

Interviewers are instructed to make a number of attempts to reach every telephone number in the sample. These attempts are made at different hours of the day and evening. Arbitron then sends diaries directly to consenting sample households.

In addition to follow-up by mail from Arbitron, the interviewers are directed to make further contact(s) with consenting sample households by telephone to: make sure the diaries have been received; assist members of the household in understanding the diaries' purpose; answer any questions; remind the diarykeepers to return their diaries after the survey week; and thank them for their participation in the survey.

Explicit instructions are provided to each interviewer, and validation checks are regularly conducted to help ensure that instructions are being properly followed.

Processing Techniques

5. Processing of Diaries/Arbitron makes reasonable efforts to utilize all returned diaries. However, some returned diaries are determined by Arbitron to be unusable. Among those that are unusable are diaries that Arbitron determines: are incomplete; are postmarked and/or arrive before or after established dates; or that otherwise lack essential information. The total number of in-tab diaries may differ from the sample target.

Usable diaries are prepared for computer processing in accordance with procedures listed in Arbitron diary processing manuals and in other associated relevant documents. The listening information in the diaries is then computer-entered so that certain verifications and edits can be made. These include ascription procedures, the allocation of credit for aberrated call letters, and other analyses and pretabulation preparations.

Determining Audience Estimates

6. Determining Audience Estimates/

a. Sample Balancing

The weighting system used by Arbitron, sample balancing, is an iterative marginal weighting technique designed to compensate for disproportionate in-tab from specified marginal classes. Marginal weighting means that in-tab diaries are weighted to represent

the population for each specified marginal class. The number of geographic marginal classes (e.g., counties, county equivalents or county clusters) will vary. The number of sex/age marginal classes is generally 16. In addition, markets that are race and/or ethnically controlled are sample balanced so that in-tab diaries from the race/ethnic group are weighted to represent the population of that race/ethnic group. As a result of this cumulative weighting, a Persons-Per-Diary Value (PPDV) is determined for each in-tab diary. The PPDV is the number of persons that diary is estimated to represent.

b. Cume Persons Estimates

Station Cume Persons estimates are determined by summing the PPDVs for each diary in which a station received listening credit for the time the station is on the air within a daypart. PPDVs are summed for all diaries within the particular demographic group (e.g., Men 18-34, Persons 25-54), then rounded to hundreds.

c. Average Quarter-Hour (AQH) Persons Estimates

Station AQH Persons estimates are determined by multiplying, for each diary, the number of quarter-hours of listening to a station for the time the station is on the air within a daypart by that diary's PPDV. The result of this multiplication is summed for all diaries within the particular demographic group, then divided by the number of quarter-hours the station is on the air within the same daypart, then rounded to hundreds.

d. 4-Book and 2-Book Averages

4-Book and 2-Book Averages are applicable to Continuous Measurement and Fall/Spring markets, respectively. 4-Book and 2-Book Averages are averages of rounded audience estimates for the total demographic group and daypart for each applicable survey. A 4-Book or 2-Book Average is determined for a station if the station is reported in the applicable Radio Market Report for each survey included in the average. A zero value is used for survey(s) for which an estimate did not appear for a station reported in the Radio Market Report. A 4-Book or 2-Book Average is not shown if a station is not reported for one or more of the surveys to be averaged.

e. Rounding

Rounding occurs at various stages in the determination of audience estimates at demographic and daypart summation levels.

f. Broadcast Hours

(i) Local time differences within a market that overlaps time zones are accounted for by adjusting to the time observed by the majority of counties in the Metro of the market being measured. (ii) Only one set of sign-on/sign-off times for a station is used in determining audience estimates for a market report. Arbitron uses the sign-on/sign-off times reported for the month closest to December and the shortest broadcast day within that month as provided by the affected radio station. (iii) Audience estimates are adjusted for the station's broadcast schedule as reported to Arbitron. However, when a station changes sign-on/sign-off time(s) during an Arbitron survey period, the times used in determining audience estimates are based on the sign-on/sign-off times in effect on the last day of the survey period as reported to Arbitron. (iv) Stations broadcasting for less than an entire reported daypart are indicated in the Radio Report by a footnote symbol next to the station's call letters or audience estimates

for the applicable daypart(s). (v) Stations broadcasting for less than an entire daypart must be on the air for a minimum of four quarter-hours on each day of the applicable daypart in order to be reported in that daypart. (vi) Stations should notify Arbitron in writing of any changes in the station's sign-on/sign-off time(s) as soon as they occur but no later than the day after the last day of the survey.

g. Technical Difficulties

Generally, no adjustments are made to either diary entries or published audience estimates for periods of technical difficulty. The notation of technical difficulties in the "Special Notices" section of this report is to assist users of this report in making their own evaluation of the audience estimates. Arbitron will accept information on technical difficulties up to the day after the last day of the survey.

h. Stations on the Air Less Than 12 Weeks

No adjustments are made to the reported estimates for a station that does not broadcast for the entire survey period. Since the time a station is off the air is counted as zero listening in the 12-week average, the reported estimates for a station that is on the air less than the entire survey period could understate the audience for the time the station is on the air.

Criteria for Reporting Stations

7. Criteria for Reporting Stations/To be listed in an Arbitron Radio Market Report, a radio station must engage in systematic regular commercial broadcasting pursuant to the authority of the Federal Communications Commission (FCC) or other appropriate governmental authority. Call letter designations exceeding four characters are shortened to four characters. Generally, reported call letters are the FCC-authorized call letters in effect on the last day of the survey as reported to Arbitron. In the event a station has changed call letters during the survey period, the first call letters listed in the report are those in effect on the last day of the survey, with the station's previous call letters noted immediately below them.

Arbitron maintains a call letter history based on information provided by radio stations, the FCC and other sources. In the event of exchanges of frequencies between stations in a market, the call letters under which audience estimates are published in this report are based on Arbitron's verification and interpretation of information from various relevant sources, which include the FCC and the affected stations. Specifics regarding the above are listed in the "Special Notices" section of this report.

All radio stations, commercial and noncommercial alike, are measured using the same methodology and are included in Metro, TSA and/or DMA Totals. All commercial stations are evaluated using the Minimum Reporting Standards (MRS) as described in Paragraphs 8 and 9. Noncommercial stations are not eligible to be listed in this report and are not considered in MRS evaluations. For report qualification purposes, stations are considered commercial or noncommercial based on their status as of the last day of the survey as reported to Arbitron. Audience estimates for a station that does not meet MRS cannot be obtained in any way from the audience estimates published in this report, including the Target Listener Trends estimates from prior survey periods. However, individual audience estimates for commercial stations that do not meet MRS for this report and noncommercial stations may be obtained through other Arbitron services for which the stations qualify.

8. Minimum Reporting Standards (MRS) for Nonsimulcast Stations/A commercial station that does not simulcast with another station is included in this report if it has met all of the following Minimum Reporting Standards for the Metro or, if applicable, the DMA among Persons 12+ during the Monday-Sunday 6AM-Midnight daypart for the current survey of the market:

- a.** The station must have received credit for five or more minutes of listening in a quarter-hour in at least 10 in-tab Metro diaries (10 in-tab DMA diaries for DMA qualification), **and**
- b.** The station must have a Metro Cume rating of 0.495 or greater (DMA Cume rating of 0.495 or greater for DMA qualification), **and**
- c.** The station must have a Metro Average Quarter-Hour rating of 0.05 or greater (DMA Average Quarter-Hour rating of 0.05 or greater for DMA qualification) for the time the station is on the air during the Monday-Sunday 6AM-Midnight daypart for the current survey of the market.

9. Minimum Reporting Standards (MRS) for Simulcast Stations/MRS for simulcast stations are generally based on the percent of quarter-hours in the Monday-Sunday 6AM-Midnight daypart (when both stations are on the air simultaneously) that the two stations simulcast for every week of the current survey:

- a.** 9.49 percent or less – Each station must independently meet the criteria used for nonsimulcast stations. (See Paragraph 8.)
- b.** 9.50 percent to 90.49 percent – If one of the two stations meets **all** MRS criteria described in Paragraph 8, the second station is included in the report if it (i) meets the criteria of Paragraphs 8(a) and (b) **and** (ii) achieves an Average Quarter-Hour rating of 0.05 or greater for any of the following dayparts: Monday-Friday 6AM-10AM, 10AM-3PM, 3PM-7PM, 7PM-Midnight; or Monday-Sunday 6AM-Midnight.
- c.** 90.50 percent or greater – If the combined audience of the stations is sufficient to meet all criteria of Paragraph 8, then these stations will be listed in the report even though the stations might not meet the MRS criteria if considered individually, so long as each station received a mention in at least one in-tab diary in the applicable survey area anytime during the 24-hour/7-day survey week.

10. Home and Outside Stations/Any Metro-qualifying station that is licensed to a city located within the Metro of a market, or that has requested Metrohome status and is recognized under Arbitron's policies and procedures as having an acceptable alternate city identifier, is listed in the market report as a home station.

Stations that meet Arbitron's simulcasting criteria (simulcast combos) may be treated as home stations, although only one of the two stations is home to an Arbitron Metro. Stations in a simulcast combo that are home to *different* Arbitron radio Metros can choose to be listed "above-the-line" as home in both partners' Metros.

All other stations are classified as outside stations. For reports containing a DMA section, outside stations are further classified into: (a) outside the Metro but home to the DMA, or (b) outside the Metro and the DMA. Within each reporting classification, U.S. stations are listed alphabetically followed by non-U.S. stations listed alphabetically.

Simulcast Reporting

11. Station Information/Stations that simulcast for 9.50 percent or more during the Monday-Sunday 6AM-Midnight daypart are listed on the Station Information page in alphabetical order within Home/Outside reporting classifications (see Paragraph 10) with their simulcast partner noted in parentheses next to their call letters. Simulcast partners are further distinguished with the following indicators: * denotes 10 to 50 percent simulcasting; † denotes 51 to 90 percent simulcasting; ‡ denotes 91 to 100 percent simulcasting.

12. Special Notices/Stations that simulcast for 9.50 percent or more during the Monday-Sunday 6AM-Midnight daypart are listed in the "Special Notices" section of this report, along with an indication of the dayparts for which they simulcast 100 percent during the survey period, pursuant to Arbitron's simulcast guidelines. (See Page M7, "Simulcast.")

13. Station Lineup/If two stations simulcast for 9.50 percent or more during the total Monday-Sunday 6AM-Midnight daypart, the stations are reported in the following order for all dayparts: (1) For AM/FM simulcast partners, the AM station is listed in alphabetical sequence within the lineup of qualifying stations within Home/Outside reporting classification (see Paragraph 10) with its FM simulcast partner listed immediately below it; (2) For same-band simulcast partners, the stations are listed consecutively and placed in alphabetical sequence within the lineup of qualifying stations within Home/Outside reporting classification (see Paragraph 10), based on the alphabetical position of the first simulcast partner.

Statistical Reliability

14. Sampling Error/Arbitron estimates are subject to the statistical variances associated with all surveys that use a sample of the universe and, additionally, to all of the factors described in Special Notices and Paragraph 16. Approximations of the sampling error can be developed by use of Tables A and B included herein. These tables were derived from an empirical study that employed "Jack-Knife Replication." This study, published by Arbitron, is titled *Arbitron Replication II: A Study of The Reliability of Radio Ratings*. Tables A and B produce estimates of sampling error at the one standard error (one sigma) level. However, users of this report should keep in mind that, due to the factors discussed in Paragraph 16, the reliability of Arbitron estimates, data and reports and their statistical evaluators cannot be determined to any precise mathematical value or definition.

15. Effective Sample Base (ESB)/Estimates of the Effective Sample Base indicate the size of a simple random sample (in which all diaries have equal value) that would be required to provide the same degree of reliability as the in-tab sample actually used to produce the audience estimates in the "Listener Estimates" section in this report. The statistical reliability of such estimates depends on the ESB and only indirectly on the number of diaries tabulated. Statistical reliability is also affected by factors described in Paragraph 16. Approximations of ESBs may be determined by squaring the values in Table B of this report. The Arbitron formula for estimating ESBs is based upon the empirical study referenced in Paragraph 14. This formula takes into account overlapping Metro sample designs (Embedded Metros) and differences in return rates among sampling units, the individual sex-age categories and race/ethnic groups, where applicable. As a general rule, ESBs for all Cumulative estimates will be less than the number of in-tab diaries, and ESBs for all Average Quarter-Hour estimates will be larger than

the ESBs for Cumulative estimates and may be greater than the number of in-tab diaries for the applicable demo. This is due to the intraclass correlation of the listening between quarter-hours for the various dayparts.

Limitations

16. Limitations/In addition to sources of possible error described elsewhere in this report, the user should be aware of the following limitations:

a. The sample frame is landline telephone numbers. Persons in households without a landline telephone (e.g., without any telephone or with cellular telephone service only) are thereby excluded from the sample frame. Known commercial establishments and other known nonresidential facilities listed in directories are specifically excluded from the sample frame. Steps are taken during diary placement to further exclude: business or other nonresidential telephone numbers inadvertently included in the sample; residents of media-affiliated households; and group quarters residences containing 10 or more individuals 12 years of age and older. Additionally, all possible telephone listings may not be included in the directories available to Survey Sampling International, LLC when Arbitron places its sample order, which may affect the identification of qualifying telephone hundred blocks. Such excluded persons may have listening habits that differ from those of persons included in the survey.

b. Effort is made to exclude households with media affiliation. The inclusion or exclusion of such households from the sample is dependent upon information revealed by the sample household in response to Arbitron's media affiliation question at the time of diary placement, or at any time thereafter, or from other sources.

c. There may be instances where Arbitron instructions are not followed by the interviewer. Also, the interviewer may not be under the direct control of Arbitron, because independent marketing research suppliers are used by Arbitron.

d. Nonresponding persons may have listening habits that differ from those of respondents.

e. Nonresponding persons and other limitations in the original designated sample prevent the in-tab sample from being a perfect probability sample.

f. The sample design and/or response patterns may preclude proportional representation of certain groups within the population such as ethnic groups, racial groups, or persons in certain income or education groups. Such persons may have listening habits that differ from other persons.

g. The primary language spoken by a diarykeeper may influence his or her listening behavior, and persons whose primary language is not English may be differentially represented in the sample. Arbitron does not currently weight its in-tab sample based on primary language spoken by respondents. However, Arbitron intends to complete and implement a system that will accommodate language weighting variables.

h. The limitations in data from Claritas, Inc. are inherent in the Arbitron estimates based thereon. The population estimates from Claritas, Inc. used in designing and weighting the sample are based upon the decennial U.S. Census and are subject to all the limitations inherent therein. In addition, population estimates are subject to limitations such as sampling errors, errors in locating undocumented populations, and processing and recording errors. Furthermore, the sources used by Claritas, Inc. to update populations between decennial Census dates may not include adjustments for known or unknown over- or undercounts of various segments

of the population, including undocumented population groups. In addition, annual population updates may be based on the results of sample surveys and are subject to their respective limitations.

i. Zip code information (including information supplied by diarykeepers) used to produce this report is subject to defects and limitations that are inherent in Arbitron estimates based thereon.

j. Diaries, or portions thereof, may be completed improperly if the diary instructions are not followed by diarykeepers. Such diaries may be unusable and excluded from the survey. Some diary entries may have been made on the basis of hearsay, recall, diarykeeper approximations or could have been influenced by comments made by the interviewer or others to diarykeepers.

k. Human and computer processing errors may occur before or after the diaries are received by Arbitron. Consequently, the degree of variance in the data may be greater than that expected from sampling variance alone.

l. The data upon which Arbitron has based its in-tab sample weighting, including racial or ethnic identification, may not be precise.

m. Defects and limitations found in data supplied by others are inherent in Arbitron estimates based thereon.

n. Data analysis, preprocessing preparation, ascription of the data, or postsurvey week telephone validation calls may affect diary listening entries before the data are projected. Diaries, or portions thereof, may thereby be modified or excluded from the survey. These procedures may affect the audience estimates or a station's ability to meet MRS.

o. Arbitron conducts research involving new methods of improving cooperation of diarykeepers and/or securing additional information from such persons. Occasionally, a portion of this research may be integrated with actual surveys and, if and when so done, may cause the degree of variance in the data to be greater than that expected from sampling variance alone.

p. Certain data, such as when a station was on and off the air, facilities, call letters in effect, Station Name claimed, format, programming, Sales Representative, network affiliation(s) and time periods when two stations were simulcast or separately programmed, are based on data supplied by stations, the FCC, industry publications or notices, and/or other sources. These data may not be accurate or timely. Some of the data may affect the way certain audience estimates are determined and/or reported.

q. Situations in which stations use or have used the same call letters or frequency, or have changed call letters or frequency, may result in diarykeeper confusion in correctly identifying the station to which the listening occurred.

r. Rounding occurs at various stages in the determination of audience estimates, at demographic and daypart summation levels. Due to rounding, mathematical manipulation by the user of estimates for narrow dayparts and/or demographic groups may produce a result that may be incongruent with estimates for broader dayparts and/or demographic groups.

s. Reported trends estimates may not be comparable over time due to: methodological or operational changes; changes in survey area definitions or populations; conditions not under Arbitron's control, such as changes in station operations/facilities/special activities; or other factors.

Retention of Survey Materials

17. Retention Schedule/In-tab Arbitron diaries used for the determination of the most current estimates published in this report are retained in the form of electronic images for one year from the date on which this report was first mailed to subscribers by Arbitron. Unusable diaries and other survey materials are retained in paper format or electronic image for one year from the date on which this report was first mailed to subscribers by Arbitron. After such time, diaries and other survey materials are destroyed, pursuant to the retention policy. Subscribers to this report are reminded that any special tabulations of previously published estimates should be ordered before the end of the retention period. Similarly, subscribers to this report interested in scheduling an electronic review of the Arbitron in-tab listening diaries used for this report may do so upon proper appointment with Arbitron's Client Services department in Columbia, MD.

Special Notices

18. Special Notices/To the extent that any provisions contained in this description of methodology are inconsistent or conflict with any provision contained in the "Special Notices" section of this report, such Special Notices are deemed to supersede and/or amend this description of methodology.

Reservation of Rights

19. Reservation of Rights/Arbitron reserves the right to exercise its judgment in modifying, waiving or suspending any policy, procedure or element of methodology that would appear to Arbitron to be unreasonable, illogical or impractical in light of known conditions.

Additionally, Arbitron reserves the right not to produce Arbitron data and/or listening estimates and/or any Arbitron report(s) and/or service(s) whenever, in its judgment, insufficient data are available to meet its minimum research standards, or any event has jeopardized the reliability of the data.

Disclaimer of Warranties

20. DISCLAIMER OF WARRANTIES/ARBITRON MAKES NO WARRANTIES, EXPRESS OR IMPLIED, INCLUDING WITHOUT LIMITATION ANY WARRANTY OF MERCHANTABILITY OR FITNESS, CONCERNING: DATA GATHERED OR OBTAINED BY ARBITRON FROM ANY SOURCE; THE PRESENT OR FUTURE METHODOLOGY EMPLOYED BY ARBITRON IN PRODUCING ARBITRON DATA, ESTIMATES, REPORTS, AND/OR SOFTWARE PROGRAMS; AND/OR THE ARBITRON DATA, ESTIMATES, REPORTS, AND/OR SOFTWARE PROGRAMS PROVIDED BY THIS SERVICE. ALL ARBITRON DATA, ESTIMATES, REPORTS, AND/OR OTHER ASPECTS OF THIS SERVICE REPRESENT ONLY THE OPINION OF ARBITRON AND RELIANCE THEREON AND USE THEREOF SHALL BE AT SUBSCRIBER'S OWN RISK. ALL SOFTWARE PROGRAMS ARE PROVIDED "AS IS-WHERE IS" AND RELIANCE THEREON AND USE THEREOF SHALL BE AT SUBSCRIBER'S OWN RISK. IN NO EVENT SHALL ARBITRON BE LIABLE FOR THE FAILURE OF ANY THIRD PARTY TO PROVIDE ANY DATA OR SERVICES IN CONNECTION WITH THE DATA, REPORTS, AND/OR SOFTWARE LICENSED BY ARBITRON.

Restrictions on Use of Report

21. Restrictions on Use of Report/Each Arbitron radio audience estimate, as well as the map contained herein, is confidential, proprietary to, and copyrighted by Arbitron. All Arbitron audience data and estimates are provided to Arbitron clients pursuant to the terms of both written license agreements between Arbitron and such clients and the restrictions and limitations on use printed herein. All Arbitron audience data and estimates are for the exclusive use of Arbitron clients and their authorized representatives and may be disclosed only to advertisers, prospective advertisers and their agencies for the purpose of obtaining and retaining advertising accounts and through advertising or promotional literature. Any use of Arbitron audience data, estimates, reports, or software programs for the purpose of selling advertising time or space by or on behalf of broadcast, cable, print, Internet, or any other medium must be under the terms of a written license agreement between that medium and Arbitron specifying permitted uses. For an Arbitron client to divulge any data or estimates to a nonsubscribing station, or, unless specifically permitted by Arbitron, to lend and/or give a copy and/or a reproduction of any part of any report or Arbitron software program(s) to any nonsubscriber, including print media, advertisers and/or their agencies, constitutes a breach of the license agreement between Arbitron and client and violation of copyright law. Quotations by clients of the estimates as allowed by this section for purposes of advertising or promotion must identify Arbitron as the source and that Arbitron's data, estimates, reports, and software programs are copyrighted by Arbitron. Users of this report shall also mention that the audience estimates are subject to all qualifications and limitations stated in the Arbitron report, and shall include the appropriate market, survey period, type of audience estimate, applicable day part(s), and applicable demographic group(s) (e.g., Los Angeles, Spring 2005, Metro Survey Area, Average Quarter-Hour Estimates, Monday-Sunday 6AM-Midnight, Persons 25-54).

A subscriber to any particular report may not use the demographic data or audience estimates printed in the "Target Listener Trends" section which reference a market report to which they did not subscribe.

Neither this report, the map contained herein nor any audience estimate may be used in any manner by nonclients of Arbitron without written permission from Arbitron.

Users of audience estimates are referred to the current policies of the Federal Trade Commission relating to the use of audience estimates.

Selected Arbitron Terms

Average Quarter-Hour Persons/The estimated average number of persons who listened to a station for a minimum of five minutes within a reported daypart. The estimate is the average of the reported listening for the total quarter-hours the station was on the air during a reported daypart. This estimate, expressed in hundreds (00), is reported for the Metro, TSA, and DMA, where applicable.

Average Quarter-Hour Rating/The Average Quarter-Hour Persons estimate expressed as a percentage of the appropriate estimated population. This estimate is reported for the Metro and, where applicable, the DMA.

Average Quarter-Hour Share/The Average Quarter-Hour Persons estimate for a given station expressed as a percentage of the Metro Total Average Quarter-Hour Persons estimate within a reported daypart. This estimate is reported for the Metro only.

Cume Duplication/The percentage of estimated Cume Persons for one station that also listened to a second station. This estimate is reported for the Metro only.

Cume Persons/The estimated number of different persons who listened to a station for a minimum of five minutes in a quarter-hour within a reported daypart. (Cume estimates may also be referred to as *cumulative* or *unduplicated* estimates.) This estimate, expressed in hundreds (00), is reported for the Metro, TSA, and DMA, where applicable.

Cume Rating/The estimated number of Cume Persons expressed as a percentage of the appropriate estimated population. This estimate is reported for the Metro only.

Daypart/A time period for which audience estimates are reported (e.g., Monday-Friday, 6AM-10AM; Weekend 10AM-7PM).

Designated Market Area (DMA®)/Nielsen Media Research, Inc.'s geographic market design which defines each television market exclusive of others based on measurable viewing patterns. Every county (or county equivalent) in the United States is assigned exclusively to one DMA®.

Diary Mentions/The number of different in-tab diaries in which a station received credit for at least one quarter-hour of listening.

Diarykeeper/Any individual that Arbitron determines to be eligible to receive and is sent survey materials.

Effective Sample Base (ESB)/An estimate of the size of a simple random sample which would be required to produce the same degree of reliability (amount of sampling error) as the sample for a complex survey such as Arbitron's.

Ethnic Composition/Audience estimates for Total, Black and/or Hispanic persons expressed in hundreds (00), ratings and composition percents. Ethnic composition estimates are based on total Metro in-tab diaries and are reported for the Metro if at least 30 Black and/or 30 Hispanic diaries are in-tab for the Metro, as applicable.

Exclusive Cume Audience/The estimated number of Cume Persons who listened to only one selected station within a reported daypart. This estimate is reported for the Metro only.

Group Quarters/For Arbitron sampling purposes, group quarters refers to living arrangements such as college dormitories, military barracks, nursing homes and prisons, plus dwelling units of 10 or more individuals. However, residents of college dorms, military housing, etc., are considered eligible to participate in the survey if the telephone number is assigned to a private telephone serving fewer than 10 individuals.

High-Density Area (HDA)/A zip code-defined sampling unit—either a High-Density Black Area (HDBA) or High-Density Hispanic Area (HDHA)—that may be established in a county within the Metro of an ethnically controlled market. The specific criteria for establishing, retaining, or eliminating an HDA are outlined in a separate publication titled *Arbitron Radio Description of Methodology*.

Home Station/Generally, any station licensed to a city located within a particular Arbitron radio Metro (or a reported Nielsen Media Research, Inc. DMA). A station that is not licensed to a city within an Arbitron radio Metro may be granted "home" status, if it meets certain criteria. (See Page M4, Paragraph 10.)

In-Tab Sample/The number of usable diaries tabulated in producing the report.

Listed Sample/Sample telephone numbers for which names and mailable addresses are published in telephone directories.

Listening Locations/Locations for which audience estimates are reported (At Home, In Car, At Work, Other).

Metro In-Tab Target Index/The ratio of the number of Metro in-tab diaries to the Metro sample target, generally expressed as a whole number.

Metro Survey Area (Metro)/The primary reporting area for local radio. Metro Survey Area definitions may correspond to the federal government's Office of Management and Budget's (OMB) Metropolitan Areas, subject to exceptions dictated by historical industry usage or other marketing considerations as determined by Arbitron.

Metro Totals or DMA Totals/Total reported listening to radio in the Metro or DMA (could refer to AQH or Cume estimates), which includes listening to reported stations, nonqualifying commercial stations, noncommercial stations, cable-only stations, and unidentified stations.

Minimum Reporting Standards (MRS)/Criteria used to determine which stations qualify to be listed in this report. (See Page M4, Paragraphs 8-9.)

Outside Station/A station that is not "home" to a particular Metro and/or DMA. (See "Home Station.")

Persons-Per-Diary Value (PPDV)/The numerical value assigned to each in-tab diary for the purpose of projecting audience estimates to the entire 12+ population in a market. The PPDV reflects the number of persons in the geographic/sex/age/ethnic (if applicable) group represented by each in-tab diary after sample balancing has been performed.

Rating/(See "Average Quarter-Hour Rating" and "Cume Rating.")

Respondents/Sampled persons who provide information in response to survey questions.

Response Rate/The ratio of in-tab diaries to the Estimated Persons in Usable Households, generally expressed as a percentage.

Sample Frame/The universe from which potential respondent households are randomly selected. The sample frame for Arbitron radio surveys is designed to include households with landline telephones.

Sample Target/The in-tab diary sample size objective for a particular survey area.

Sampling Unit/A geographic area consisting of a county or county equivalent (e.g., geographic or ethnic split county, or independent city) for which sample is separately selected and monitored.

Share/(See "Average Quarter-Hour Share.")

Simulcast/The simultaneous broadcast of one station's total and uninterrupted broadcast flow by a second station without variation, except that the two stations may simultaneously air separate commercials or public-service announcements and identify their respective call letters, frequency, Station Name, and/or City Identifier. *Note:* The simultaneous broadcast of programming from a third party (such as a network or syndicator) by stations that have no business relationship with one another will generally not be considered a simulcast.

Split County/A portion of a county, consisting of one or more zip codes, that is recognized as a separate sampling unit for purposes of survey area definition or more discrete sample control.

Technical Difficulty (TD)/Time period(s) of five or more consecutive minutes during the survey period for which a station listed in this report notified Arbitron in writing of: reduced power; intermittent power; signal interference; or times the station was off the air within the station's broadcast day.

Time Spent Listening (TSL)/An estimate of the amount of time the average listener spent with a station (or total radio) during a particular daypart. This estimate, expressed in hours and minutes, is reported for the Metro only.

Total Survey Area (TSA)/A geographic area that includes the Metro Survey Area and may include additional counties (or county equivalents).

Unlisted Sample/Sample telephone numbers for which names and mailable addresses are not published in telephone directories and may or may not be known prior to placement calling.

Unusable Diaries/Returned diaries determined by Arbitron to be unusable according to established criteria.

Unusable Sample/Telephone numbers in the originally selected sample determined by Arbitron to be ineligible for survey participation for reason(s) which include telephone numbers that are disconnected, nonresidential listings, or assigned to households of 10 or more persons age 12 and older; or telephone numbers that belong to those who volunteer that they reside in group quarters or state that a member of the household is media affiliated (in accordance with Arbitron's definition).

Metro Market Profile Sources

PRIZM®

PRIZM is a market segmentation system developed by Claritas, Inc. to help marketers target consumers and profile markets and audiences by lifestyle. Claritas analyzes key demographic characteristics from the U.S. Census and hundreds of millions of actual consumer purchase records to classify each neighborhood in the U.S. into one of 62 distinct PRIZM clusters. Among the characteristics analyzed are income, value and type of housing, marital status, presence and ages of children in a household, ethnicity, urban-suburban-town-rural location, age, sex, occupation, level of education, as well as new car registrations, magazine subscriptions, real estate transactions, and financial data.

The 62 unique PRIZM clusters are organized into 15 broader social groups. Each group is identified by a group code which denotes a basic neighborhood type. (U1-U3 groups are Metro Urban; C1-C3 groups are 2nd City; S1-S3 groups are Metro Suburb; T1-T3 groups are Small Town; and R1-R3 groups are Rural.) When linked to market and radio measurement data, this geodemographic model produces descriptive audience information.

Each PRIZM group's composition in this Metro for Persons 12+ is compared to the group's national composition. The Index of Concentration compares the Metro's composition with the national composition for each PRIZM group. An index of 100 indicates that the Metro has the same percent concentration as that of the nation. An index of 200 means that the Metro's composition is twice that of the nation.

For more information about PRIZM, please call (703) 812-2700. PRIZM is a registered trademark of Claritas, Inc.

Metro Census Data

Claritas, Inc. has furnished Household Data, Group Quarters Populations, Ethnic Populations, Retail Sales and Employer Industries Data to Arbitron for the Winter 2005 Metro definition. Group Quarters Populations, Ethnic Populations, and Household Data are based on Census 2000. Retail Sales and Household Income are based upon Claritas's 2004 Demographic Update. Employer Industries Data are based on the 2001 County Business Patterns reports (U.S. Census Bureau).

1. Total Households are based on Census 2000 data, updated to 1/1/05.

2. Households by Income is grouped into eight discrete income categories. The income reported represents Money Income as defined by the U.S. Census Bureau. Households by Income is shown for total Metro households (Census 2000-based, updated to 1/1/05).

3. Value of Owner-Occupied Housing Units are Census 2000 data. These data include single-family condominiums, and exclude mobile homes, housing units located on 10 or more acres, housing units located on commercial property, and two housing units sharing the same address. The base for the Metro Percent is Census 2000 Metro housing units, which includes *total* housing units.

4. Monthly Contract Rent of Renter-Occupied Housing Units are Census 2000 data in six monthly contract groups. Median rent is shown for total rented units in this Metro. These data exclude no-cash rental units. The base for the Metro Percent is Census 2000 Metro housing units, which includes *total* housing units.

5. Household Size categories are for Persons 0+. These categories are based on Census 2000 data, updated to 1/1/05.

6. Seasonal Housing Units are defined as housing units used or intended for use only during certain seasons of the year, and are not included in the total household base (Census 2000). The Metro Percent is Census 2000 total Metro housing units (occupied and unoccupied).

7. Education represents the educational attainment of Persons 25+ in the Metro (Census 2000).

8. Colleges and Universities enrollment is taken from the most current available survey of colleges and universities conducted by the National Center for Education Statistics. Only students enrolled in an accredited degree program are included in the enrollment figures. Percentages for the full-time enrollment are based on total enrollment.

9. Occupation data are Census 2000 data and represent the number of Persons 16+ that are employed in each of six occupation categories. Percentages are based on Census 2000 total Metro employed Persons 16+.

10. Farm Population data are Census 2000 data for total Persons 0+ living on a farm within the Metro definition.

11. Transportation to Work data are Census 2000 data for total Metro employed Persons 16+ who work away from home.

12. Average Travel Time to Work data are Census 2000 data for total Metro employed Persons 16+ who work away from home.

13. Car Ownership by Household data are divided into four Car Ownership categories. Percentages are based on total 1/1/05 household estimates.

Magazine and Newspaper Circulation

Magazine and newspaper circulation data, as of June 2005, were obtained from the Audit Bureau of Circulations' e-Data Division, 900 North Meacham Road, Schaumburg, IL 60173, (847) 605-0909, Copyright 2005, Audit Bureau of Circulations. All rights reserved. Unauthorized copying or reprinting of this information is prohibited.

Newspaper circulation figures represent average estimated paid circulation reported to and covered by the latest available Audit Report. Reported publications are listed in Metro circulation order up to a maximum of 35 newspapers. Arbitron may have adjusted the ABC Newspaper Circulation data for Metros comprised of a portion of one or more counties, to reflect as closely as possible the newspapers' circulation in the Arbitron-defined Metro area. Note that any adjusted data may not represent the newspaper's total circulation. Magazine circulation data are the latest paid circulation for a single issue.

Passenger Car Registrations

The Metro Share of New Private Passenger Car Registrations is supplied by R. L. Polk and Company. Polk prepares monthly reports (actual counts) of new cars registered in each state. Percentages are listed for American car manufacturers and the five leading imports. The top imports are determined through nationwide ranking. Fleet, other commercial or government registrations are not included. Further automotive statistical information may be obtained from R. L. Polk and Company, 26955 Northwestern Highway, Southfield, MI 48034, (248) 728-7000.

More information on Metro Market Profile Sources, including limitations for each service, can be obtained by contacting the individual services.

Methodology: Arbitron 2005 Radio Market Survey Schedule

METRO MKT RANK	MARKET	WINTER 05	SPRING 05	SUMMER 05	FALL 05
243	Abilene, TX		C		C
73	Akron	■	■	■	■
270	Albany, GA		C		C
63	Albany-Schenectady-Troy	■	■	■	■
70	Albuquerque	■	■	■	■
220	Alexandria, LA		C		C
69	Allentown-Bethlehem	■	■	■	■
263	Altoona		•		•
195	Amarillo, TX		C		C
171	Anchorage		•		•
145	Ann Arbor		•		•
134	Appleton-Oshkosh		•		•
162	Asheville		•		•
11	Atlanta	■	■	■	■
135	Atlantic City-Cape May		•		•
109	Augusta, GA		•		•
266	Augusta-Waterville, ME		C		C
42	Austin	■	■	■	■
82	Bakersfield	■	■	■	■
20	Baltimore	■	■	■	■
215	Bangor		•		•
83	Baton Rouge	■	■	■	■
258	Battle Creek, MI		C		C
133	Beaumont-Port Arthur, TX		C		C
291	Beckley, WV		C		C
228	Bend, OR		C		C
260	Billings, MT		C		C
139	Biloxi-Gulfport-Pascagoula		•		•
179	Binghamton		•		•
57	Birmingham	■	■	■	■
284	Bismarck, ND		C		C
241	Bloomington		•		•
282	Bluefield, WV		C		C
114	Boise		•		•
9	Boston	■	■	■	■
209	Bowling Green, KY		C		C
121	Bridgeport		•		•
295	Brunswick, GA		C		C
233	Bryan-College Station, TX		C		C
52	Buffalo-Niagara Falls	■	■	■	■
136	Burlington-Plattsburgh		•		•
128	Canton		•		•
185	Cape Cod, MA		C		C
296	Casper, WY		C		C
214	Cedar Rapids		•		•
216	Champaign, IL		C		C
87	Charleston, SC	■	■	■	■
181	Charleston, WV		•		•
36	Charlotte-Gastonia-Rock Hill	■	■	■	■
231	Charlottesville, VA		C		C
106	Chattanooga	■	■	■	■
289	Cheyenne, WY		C		C
3	Chicago	■	■	■	■
198	Chico, CA		C		C

METRO MKT RANK	MARKET	WINTER 05	SPRING 05	SUMMER 05	FALL 05
27	Cincinnati	■	■	■	■
206	Clarksville-Hopkinsville, TN-KY		C		C
25	Cleveland	■	■	■	■
96	Colorado Springs		■		■
256	Columbia, MO		C		C
89	Columbia, SC	■	■	■	■
183	Columbus, GA		•		•
35	Columbus, OH	■	■	■	■
267	Columbus-Starkville-West Point, MS		C		C
169	Concord (Lake Regions)		•		•
285	Cookeville, TN		C		C
137	Corpus Christi		•		•
5	Dallas-Ft. Worth	■	■	■	■
196	Danbury, CT		C		C
58	Dayton	■	■	■	■
90	Daytona Beach		•		•
280	Decatur, IL		C		C
22	Denver-Boulder	■	■	■	■
91	Des Moines	■	■	■	■
10	Detroit	■	■	■	■
192	Dothan, AL		C		C
235	Dubuque, IA		C		C
204	Duluth-Superior		•		•
243	Eau Claire, WI		C		C
76	El Paso	■	■	■	■
248	Elizabeth City-Nags Head, NC		C		C
269	Elkins-Buckhannon-Weston, WV		C		C
217	Elmira-Corning, NY		C		C
165	Erie		•		•
149	Eugene-Springfield		•		•
160	Evansville		•		•
221	Fargo-Moorhead		•		•
144	Fayetteville (Northwest Arkansas)		C		C
127	Fayetteville, NC		•		•
153	Flagstaff-Prescott, AZ		C		C
125	Flint		•		•
213	Florence, SC		C		C
257	Florence-Muscle Shoals, AL		C		C
198	Frederick, MD		C		C
156	Fredericksburg	■	■	■	■
67	Fresno	■	■	■	■
126	Ft. Collins-Greeley, CO		C		C
65	Ft. Myers-Naples-Marco Island		•		•
105	Ft. Pierce-Stuart-Vero Beach		•		•
178	Ft. Smith, AR		C		C
223	Ft. Walton Beach, FL		C		C
104	Ft. Wayne		•		•
86	Gainesville-Ocala	■	■	■	■
286	Grand Forks, ND-MN		C		C
264	Grand Junction, CO		C		C
66	Grand Rapids	■	■	■	■
293	Great Falls, MT		C		C

METRO MKT RANK	MARKET	WINTER 05	SPRING 05	SUMMER 05	FALL 05
188	Green Bay		•		•
45	Greensboro-Winston Salem-High Point	■	■	■	■
88	Greenville-New Bern-Jacksonville	■	■	■	■
59	Greenville-Spartanburg	■	■	■	■
167	Hagerstown-Chambersburg-Waynesboro, MD-PA		C		C
261	Hamptons-Riverhead	■	■	■	■
79	Harrisburg-Lebanon-Carlisle	■	■	■	■
276	Harrisonburg, VA		C		C
50	Hartford-New Britain-Middletown	■	■	■	■
218	Hilton Head, SC		C		C
61	Honolulu	■	■	■	■
7	Houston-Galveston	■	■	■	■
155	Huntington-Ashland		•		•
115	Huntsville	■	■	■	■
41	Indianapolis	■	■	■	■
280	Ithaca, NY		C		C
122	Jackson, MS	■	■	■	■
288	Jackson, TN		C		C
49	Jacksonville	■	■	■	■
98	Johnson City-Kingsport-Bristol		•		•
188	Johnstown		•		•
289	Jonesboro, AR		C		C
237	Joplin, MO		C		C
184	Kalamazoo		•		•
29	Kansas City	■	■	■	■
157	Killeen-Temple, TX		C		C
71	Knoxville	■	■	■	■
222	La Crosse, WI		C		C
240	Lafayette, IN		•		•
101	Lafayette, LA		•		•
225	Lake Charles, LA		C		C
99	Lakeland-Winter Haven		•		•
112	Lancaster		•		•
120	Lansing-East Lansing	■	■	■	■
208	Laredo, TX		C		C
246	LaSalle-Peru, IL		C		C
38	Las Vegas	■	■	■	■
224	Laurel-Hattiesburg, MS		C		C
278	Lawton, OK		C		C
180	Lebanon-Rutland-White River Junction		•		•
279	Lewiston-Auburn, ME		C		C
100	Lexington-Fayette		•		•
247	Lima, OH		C		C
174	Lincoln		•		•
85	Little Rock	■	■	■	■
2	Los Angeles	■	■	■	■
55	Louisville	■	■	■	■
182	Lubbock		•		•
154	Macon		•		•
95	Madison	■	■	■	■
187	Manchester		•		•

NOTE/Metro ranks listed above are based on Spring 2005 market definitions. The survey frequency of some markets may change.

■ — denotes Continuous Measurement Markets
 • — denotes Standard Radio Market Report
 C — denotes Condensed Radio Market Report

Methodology: Arbitron 2005 Radio Market Survey Schedule

METRO MKT RANK	MARKET	WINTER 05	SPRING 05	SUMMER 05	FALL 05	METRO MKT RANK	MARKET	WINTER 05	SPRING 05	SUMMER 05	FALL 05	METRO MKT RANK	MARKET	WINTER 05	SPRING 05	SUMMER 05	FALL 05
273	Mankato-New Ulm-St. Peter, MN		C		C	238	Pittsburg, KS (Southeast Kansas)		C		C	248	Sussex, NJ		C		C
235	Marion-Carbondale (Southern Illinois)		C		C	23	Pittsburgh, PA	■	■	■	■	78	Syracuse	■	■	■	■
292	Mason City, IA		C		C	165	Portland, ME		•		•	163	Tallahassee		•		•
60	McAllen-Brownsville-Harlingen		•		•	24	Portland, OR	■	■	■	■	21	Tampa-St. Petersburg-Clearwater	■	■	■	■
254	Meadville-Franklin, PA		C		C	113	Portsmouth-Dover-Rochester		•		•	202	Terre Haute		•		•
212	Medford-Ashland, OR		C		C	161	Poughkeepsie, NY		C		C	262	Texarkana, TX-AR		C		C
97	Melbourne-Titusville-Cocoa		•		•	34	Providence-Warwick-Pawtucket	■	■	■	■	84	Toledo	■	■	■	■
48	Memphis	■	■	■	■	253	Pueblo		•		•	194	Topeka		•		•
186	Merced, CA		C		C	13	Puerto Rico	■	■	■	■	192	Traverse City-Petoskey, MI		C		C
294	Meridian, MS		C		C	141	Quad Cities (Davenport-Rock Island-Moline)		•		•	138	Trenton, NJ		C		C
12	Miami-Ft. Lauderdale-Hollywood	■	■	■	■	43	Raleigh-Durham	■	■	■	■	201	Tri-Cities, WA (Richland-Kennewick-Pasco)		C		C
37	Middlesex-Somerset-Union	■	■	■	■	274	Rapid City, SD		C		C	62	Tucson	■	■	■	■
32	Milwaukee-Racine	■	■	■	■	131	Reading, PA		C		C	64	Tulsa	■	■	■	■
16	Minneapolis-St. Paul	■	■	■	■	226	Redding, CA		C		C	191	Tupelo, MS		C		C
93	Mobile	■	■	■	■	124	Reno		•		•	234	Tuscaloosa, AL		C		C
111	Modesto		•		•	56	Richmond		•		•	147	Tyler-Longview		•		•
51	Monmouth-Ocean		•		•	28	Riverside-San Bernardino	■	■	■	■	158	Utica-Rome		•		•
255	Monroe, LA		C		C	115	Roanoke-Lynchburg		•		•	268	Valdosta, GA		C		C
77	Monterey-Salinas-Santa Cruz	■	■	■	■	229	Rochester, MN		C		C	129	Victor Valley		•		•
151	Montgomery		•		•	54	Rochester, NY	■	■	■	■	102	Visalia-Tulare-Hanford		•		•
265	Montpelier-Barre-St. Johnsbury		•		•	152	Rockford		•		•	197	Waco, TX		C		C
174	Morgantown-Clarksburg-Fairmont, WV		C		C	26	Sacramento	■	■	■	■	8	Washington, DC	■	■	■	■
110	Morristown, NJ		C		C	130	Saginaw-Bay City-Midland		•		•	252	Waterloo-Cedar Falls		•		•
205	Muncie-Marion, IN		C		C	146	Salisbury-Ocean City		•		•	277	Watertown, NY		C		C
232	Muskegon, MI		C		C	31	Salt Lake City-Ogden-Provo	■	■	■	■	168	Wausau-Stevens Point, WI (Central WI)		C		C
164	Myrtle Beach, SC		C		C	283	San Angelo, TX		C		C	47	West Palm Beach-Boca Raton	■	■	■	■
44	Nashville	■	■	■	■	30	San Antonio	■	■	■	■	245	Wheeling		•		•
18	Nassau-Suffolk (Long Island)	■	■	■	■	17	San Diego	■	■	■	■	94	Wichita	■	■	■	■
170	New Bedford-Fall River, MA		C		C	4	San Francisco	■	■	■	■	259	Wichita Falls, TX		C		C
108	New Haven		•		•	33	San Jose	■	■	■	■	68	Wilkes Barre-Scranton	■	■	■	■
172	New London, CT		C		C	173	San Luis Obispo, CA		C		C	271	Williamsport, PA		C		C
46	New Orleans	■	■	■	■	203	Santa Barbara, CA		C		C	74	Wilmington, DE		•		•
230	New River Valley, VA		C		C	239	Santa Fe, NM		C		C	176	Wilmington, NC		•		•
1	New York	■	■	■	■	210	Santa Maria-Lompoc, CA		C		C	227	Winchester, VA		C		C
139	Newburgh-Middletown, NY (Mid-Hudson Valley)		C		C	117	Santa Rosa		•		•	107	Worcester		•		•
40	Norfolk-Virginia Beach-Newport News	■	■	■	■	75	Sarasota-Bradenton		•		•	200	Yakima, WA		C		C
190	Odessa-Midland, TX		C		C	159	Savannah		•		•	103	York	■	■	■	■
53	Oklahoma City	■	■	■	■	14	Seattle-Tacoma	■	■	■	■	118	Youngstown-Warren		•		•
207	Olean, NY		C		C	287	Sebring, FL		C		C						
72	Omaha-Council Bluffs	■	■	■	■	275	Sheboygan, WI		C		C						
39	Orlando	■	■	■	■	132	Shreveport	■	■	■	■						
119	Oxnard-Ventura		•		•	272	Sioux City, IA		C		C						
150	Palm Springs		•		•	177	South Bend		•		•						
242	Panama City, FL		C		C	92	Spokane	■	■	■	■						
250	Parkersburg-Marietta, WV-OH		C		C	80	Springfield, MA	■	■	■	■						
123	Pensacola		•		•	143	Springfield, MO		•		•						
148	Peoria		•		•	219	St. Cloud, MN		C		C						
6	Philadelphia	■	■	■	■	19	St. Louis	■	■	■	■						
15	Phoenix	■	■	■	■	142	Stamford-Norwalk, CT		C		C						
						250	State College, PA		C		C						
						81	Stockton		•		•						
						210	Sunbury-Selinsgrove-Lewisburg, PA		C		C						

NOTE/Metro ranks listed above are based on Spring 2005 market definitions. The survey frequency of some markets may change.

■ — denotes Continuous Measurement Markets
 • — denotes Standard Radio Market Report
 C — denotes Condensed Radio Market Report



2005 Arbitron Qualitative Delivery Schedule

Scarborough 2005 Release Schedule

Market Name	Release 1	Release 2
Albany, NY	05/26/05	10/27/05
Albuquerque, NM	06/30/05	12/01/05
Atlanta, GA	05/05/05	10/06/05
Austin, TX	06/30/05	12/01/05
Baltimore, MD	06/09/05	11/10/05
Birmingham, AL	06/16/05	11/17/05
Boston, MA	06/23/05	11/23/05
Buffalo, NY	07/07/05	12/08/05
Charleston, WV	07/28/05	12/29/05
Charlotte, NC	06/09/05	11/10/05
Chicago, IL	06/09/05	11/10/05
Cincinnati, OH	06/23/05	11/23/05
Cleveland, OH	06/09/05	11/10/05
Columbus, OH	06/30/05	12/01/05
Dallas, TX	05/26/05	10/27/05
Dayton, OH	07/07/05	12/08/05
Denver, CO	05/26/05	10/27/05
Des Moines, IA	06/16/05	11/17/05
Detroit, MI	04/28/05	09/29/05
El Paso, TX	05/26/05	10/27/05
Flint, MI	07/28/05	12/29/05
Fort Myers, FL	05/05/05	10/06/05
Fresno, CA	04/28/05	09/29/05
Grand Rapids, MI	07/07/05	12/08/05
Greensboro, NC	06/30/05	12/01/05
Greenville, SC	07/14/05	12/15/05
Harrisburg, PA	07/14/05	12/15/05
Hartford, CT	05/12/05	10/13/05
Honolulu, HI	07/07/05	12/08/05
Houston, TX	06/02/05	11/03/05
Indianapolis, IN	05/26/05	10/27/05
Jacksonville, FL	07/21/05	12/22/05
Kansas City, MO	06/16/05	11/17/05
Knoxville, TN	07/28/05	12/29/05
Las Vegas, NV	06/30/05	12/01/05
Lexington, KY	07/28/05	12/29/05
Los Angeles, CA	04/28/05	09/29/05
Louisville, KY	07/21/05	12/22/05
Memphis, TN	07/21/05	12/22/05
Miami, FL	05/05/05	10/06/05
Milwaukee, WI	05/19/05	10/20/05
Minneapolis, MN	05/19/05	10/20/05
Mobile, AL	05/19/05	10/20/05
Nashville, TN	05/19/05	10/20/05
New Orleans, LA	07/21/05	12/22/05
New York, NY	06/02/05	11/03/05
Norfolk, VA	06/23/05	11/23/05
Oklahoma City, OK	07/21/05	12/22/05
Orlando, FL	05/05/05	10/06/05
Philadelphia, PA	05/12/05	10/13/05
Phoenix, AZ	04/28/05	09/29/05
Pittsburgh, PA	06/16/05	11/17/05
Portland, OR	06/16/05	11/17/05
Providence, RI	07/14/05	12/15/05
Raleigh-Durham, NC	07/14/05	12/15/05
Richmond, VA	07/07/05	12/08/05
Roanoke, VA	05/19/05	10/20/05
Rochester, NY	05/26/05	10/27/05
Sacramento, CA	06/09/05	11/10/05
Salt Lake City, UT	05/12/05	10/13/05

(continued)

Scarborough 2005 Release Schedule (continued)

Market Name	Release 1	Release 2
San Antonio, TX	04/28/05	09/29/05
San Diego, CA	04/28/05	09/29/05
San Francisco, CA	05/19/05	10/20/05
Seattle, WA	06/02/05	11/03/05
Spokane, WA	06/23/05	11/23/05
St. Louis, MO	05/12/05	10/13/05
Syracuse, NY	07/28/05	12/29/05
Tampa, FL	05/05/05	10/06/05
Toledo, OH	07/28/05	12/29/05
Tucson, AZ	05/05/05	10/06/05
Tulsa, OK	06/23/05	11/23/05
Washington, DC	06/16/05	11/17/05
West Palm Beach, FL	05/12/05	10/13/05
Wichita, KS	05/12/05	10/13/05
Wilkes-Barre, PA	07/21/05	12/22/05

RetailDirect 2005 Release Schedule

Market Name	2005 Release 1	2005 Release 2
Allentown-Bethlehem, PA	01/27/05	08/15/05
Atlantic City-Cape May, NJ	06/10/05	12/27/05
Bakersfield, CA	05/17/05	11/08/05
Baton Rouge, LA	02/23/05	08/23/05
Charleston, SC	02/23/05	08/23/05
Chattanooga, TN	06/10/05	12/27/05
Colorado Springs, CO	02/23/05	08/23/05
Evansville, IN	04/21/05	10/05/05
Ft. Wayne, IN	12/29/04	08/15/05
Gainesville-Ocala, FL	04/21/05	10/05/05
Greenville-New Bern-Jacksonville, NC	06/10/05	12/27/05
Huntsville, AL	04/21/05	10/05/05
Lafayette, LA	04/21/05	10/05/05
Little Rock, AR	12/29/04	08/15/05
Lubbock, TX	06/10/05	12/27/05
Macon, GA	04/21/05	10/05/05
Monterey-Salinas-Santa Cruz, CA	05/17/05	11/08/05
Omaha-Council Bluffs, NE-IA	02/23/05	08/23/05
Palm Springs, CA	04/21/05	
Rockford, IL	01/27/05	
Santa Barbara, CA	04/21/05	
Springfield, MA	01/27/05	08/15/05
Springfield, MO	02/23/05	08/23/05
Youngstown-Warren, OH	05/17/05	11/08/05

Local Market Qualitative

Arbitron gathers information that describes consumers' demographic, socioeconomic, and lifestyle characteristics, as well as purchase intentions in over 260 markets. Arbitron provides three qualitative services tailored to fit specific market size and marketing requirements: Scarborough caters to large markets, RetailDirect is available in medium markets, and the Qualitative Diary Service is offered in smaller markets ranked 100+. Each service profiles a market, the consumers and the media choices in terms of key characteristics. The three services cover the major retail and media usage categories in almost any area.

A comprehensive listing of the products and categories covered by each local market qualitative service is available online at:

http://www.arbitron.com/radio_stations/home.htm (click on "Qualitative")

2005 Arbitron Qualitative Delivery Schedule

2005 Qualitative Diary Markets*

Abilene, TX Akron, OH Albany, GA Alexandria, LA Altoona, PA Amarillo, TX Anchorage, AK Ann Arbor, MI Appleton-Oshkosh, WI Asheville, NC Augusta, GA Augusta-Waterville, ME Bangor, ME Battle Creek, MI Beaumont-Port Arthur, TX Beckley, WV Bend, OR‡ Billings, MT Biloxi-Gulfport-Pascagoula, MS Binghamton, NY Bismarck, ND Bloomington, IL Bluefield, WV Boise, ID Bowling Green, KY Brunswick, GA Bryan-College Station, TX Burlington-Plattsburgh, VT-NY Canton, OH Cape Cod, MA Casper, WY Cedar Rapids, IA Champaign, IL Charlottesville, VA Cheyenne, WY Chico, CA Clarksville-Hopkinsville, TN-KY Columbia, MO Columbia, SC Columbus, GA Columbus-Starkville-West Point, MS Concord (Lake Regions) Cookeville, TN Corpus Christi, TX Daytona Beach, FL Decatur, IL Dothan, AL Dubuque, IA Duluth-Superior, MN-WI Eau Claire, WI	Elizabeth City-Nags Head, NC Elkins-Buckhannon-Weston, WV‡ Elmira-Corning, NY Erie, PA Eugene-Springfield, OR Fargo-Moorhead, ND-MN Fayetteville (Northwest Arkansas), AR Fayetteville, NC Flagstaff-Prescott, AZ Florence, SC Florence-Muscle Shoals, AL Ft. Collins-Greeley, CO Ft. Smith, AR Ft. Walton Beach, FL Grand Forks, ND-MN Grand Junction, CO Great Falls, MT Green Bay, WI Hagerstown-Chambersburg-Waynesboro, MD-PA Harrisonburg, VA Hilton Head, SC Huntington-Ashland, WV-KY Ithaca, NY Jackson, MS Jackson, TN Johnson City-Kingsport-Bristol, TN-VA Johnstown, PA Jonesboro, AR Joplin, MO Kalamazoo, MI Killeen-Temple, TX La Crosse, WI Lafayette, IN Lake Charles, LA Lakeland-Winter Haven, FL Lansing-East Lansing, MI Laredo, TX LaSalle-Peru, IL Laurel-Hattiesburg, MS Lawton, OK Lebanon-Rutland-White River Junction Lewiston-Auburn, ME Lima, OH Lincoln, NE Madison, WI Manchester, NH Mankato-New Ulm-St. Peter, MN Marion-Carbondale, IL (Southern Illinois) Mason City, IA McAllen-Brownsville-Harlingen, TX	Meadville-Franklin, PA Medford-Ashland, OR Melbourne-Titusville-Cocoa, FL Merced, CA Meridian, MS Modesto, CA Monroe, LA Montgomery, AL Montpelier-Barre-St. Johnsbury Morgantown-Clarksburg-Fairmont, WV Muncie-Marion, IN Muskegon, MI Myrtle Beach, SC New London, CT New River Valley, VA Newburgh-Middletown (Mid-Hudson Valley), NY Odessa-Midland, TX Olean, NY Oxnard-Ventura, CA Panama City, FL Parkersburg-Marietta, WV-OH Peoria, IL Pittsburg, KS (Southeast Kansas) Portland, ME Portsmouth-Dover-Rochester, NH Poughkeepsie, NY Pueblo, CO Puerto Rico Quad Cities (Davenport-Rock Island-Moline), IA-IL Rapid City, SD Reading, PA Redding, CA Reno, NV Rochester, MN Salisbury-Ocean City, MD San Angelo, TX San Luis Obispo, CA Santa Fe, NM Santa Maria-Lompoc, CA Savannah, GA Sebring, FL Sheboygan, WI Shreveport, LA Sioux City, IA South Bend, IN St. Cloud, MN State College, PA Stockton, CA Sunbury-Selinsgrove-Lewisburg, PA‡ Sussex, NJ	Tallahassee, FL Terre Haute, IN Texarkana, TX-AR Topeka, KS Traverse City-Petoskey, MI (formerly Northwest MI) Tri-Cities, WA (Richland-Kennewick-Pasco) Tupelo, MS Tuscaloosa, AL Tyler-Longview, TX Utica-Rome, NY Valdosta, GA Victor Valley, CA Visalia-Tulare-Hanford, CA Waco, TX Waterloo-Cedar Falls, IA Watertown, NY Wausau-Stevens Point (Central Wisconsin), WI Wheeling, WV Wichita Falls, TX Williamsport, PA Wilmington, DE Wilmington, NC Winchester, VA Worcester, MA Yakima, WA
---------------------------------------------------------------------------------------------------------------------------------------------------------------------------------------------------------------------------------------------------------------------------------------------------------------------------------------------------------------------------------------------------------------------------------------------------------------------------------------------------------------------------------------------------------------------------------------------------------------------------------------------------------------------------------------------------------------------------------------------------------------------------------------------------------------------------------------------------------------------------------------------------------------------------------------------------------------------------------------------------------------------------------	------------------------------------------------------------------------------------------------------------------------------------------------------------------------------------------------------------------------------------------------------------------------------------------------------------------------------------------------------------------------------------------------------------------------------------------------------------------------------------------------------------------------------------------------------------------------------------------------------------------------------------------------------------------------------------------------------------------------------------------------------------------------------------------------------------------------------------------------------------------------------------------------------------------------------------------------------------------------------------------------------------------------------------------------------------------------------------------------------------------------------------------------------------------------------------------------------------------------------------------	----------------------------------------------------------------------------------------------------------------------------------------------------------------------------------------------------------------------------------------------------------------------------------------------------------------------------------------------------------------------------------------------------------------------------------------------------------------------------------------------------------------------------------------------------------------------------------------------------------------------------------------------------------------------------------------------------------------------------------------------------------------------------------------------------------------------------------------------------------------------------------------------------------------------------------------------------------------------------------------------------------------------------------------------------------------------------------------------------------------------------------------------------------------	-------------------------------------------------------------------------------------------------------------------------------------------------------------------------------------------------------------------------------------------------------------------------------------------------------------------------------------------------------------------------------------------------------------------------------------------------------------------------------------------------------------------------------------------------------------------------------------------------

* The qualitative information is delivered through Maximi\$er at the same time as the ratings data for these markets. ‡ Begins Spring 2005

Arbitron 2005 Summer Delivery Schedule

Market	May-Jun-Jul Arbitrends		Jun-Jul-Aug Arbitrends		Summer Arbitrends		Advance Ratings**		MaximiSer®/Media Professional SM		Market Report	TAPSCAN®
	Date	Time*	Date	Time*	Date	Time*	Date	Time*	ADE	Mail	Mail Date	Date
Akron	Aug 23	1:00PM LMT	Sep 20	1:00PM	Oct 18	1:00PM	Oct 18	4:00PM	Oct 19	1:00PM	Oct 19	Oct 19
Albany-Schenectady-Troy	Aug 30	10:00AM LMT	Sep 27	10:00AM	Oct 25	10:00AM	Oct 25	1:00PM	Oct 26	10:00AM	Oct 26	Oct 26
Albuquerque	Sep 01	12:30PM LMT	Sep 29	12:30PM	Oct 27	12:30PM	Oct 27	3:30PM	Oct 28	12:30PM	Oct 28	Nov 02
Allentown-Bethlehem	Aug 23	1:00PM LMT	Sep 20	1:00PM	Oct 18	1:00PM	Oct 18	4:00PM	Oct 19	1:00PM	Oct 19	Oct 19
Atlanta	Aug 26	10:00AM LMT	Sep 23	10:00AM	Oct 21	10:00AM	Oct 21	1:00PM	Oct 24	10:00AM	Oct 24	Oct 24
Austin	Sep 01	12:00PM LMT	Sep 29	12:00PM	Oct 27	12:00PM	Oct 27	3:00PM	Oct 28	12:00PM	Oct 28	Nov 02
Bakersfield	Sep 01	1:00PM LMT	Sep 29	1:00PM	Oct 27	1:00PM	Oct 27	4:00PM	Oct 28	1:00PM	Oct 28	Nov 02
Baltimore	Aug 24	10:00AM LMT	Sep 21	10:00AM	Oct 19	10:00AM	Oct 19	1:00PM	Oct 20	10:00AM	Oct 20	Oct 20
Baton Rouge	Sep 01	1:30PM LMT	Sep 29	1:30PM	Oct 27	1:30PM	Oct 27	4:30PM	Oct 28	1:30PM	Oct 28	Nov 02
Birmingham	Aug 30	1:30PM LMT	Sep 27	1:30PM	Oct 25	1:30PM	Oct 25	4:30PM	Oct 26	1:30PM	Oct 26	Oct 26
Boston	Aug 23	11:30AM LMT	Sep 20	11:30AM	Oct 18	11:30AM	Oct 18	2:30PM	Oct 19	11:30AM	Oct 19	Oct 19
Buffalo-Niagara Falls	Aug 25	11:30AM LMT	Sep 22	11:30AM	Oct 20	11:30AM	Oct 20	2:30PM	Oct 21	11:30AM	Oct 21	Oct 21
Charleston, SC	Aug 31	2:30PM LMT	Sep 28	2:30PM	Oct 26	2:30PM	Oct 26	5:30PM	Oct 27	2:30PM	Oct 27	Nov 01
Charlotte-Gastonia-Rock Hill	Aug 30	10:00AM LMT	Sep 27	10:00AM	Oct 25	10:00AM	Oct 25	1:00PM	Oct 26	10:00AM	Oct 26	Oct 26
Chattanooga	Aug 31	1:00PM LMT	Sep 28	1:00PM	Oct 26	1:00PM	Oct 26	4:00PM	Oct 27	1:00PM	Oct 27	Nov 01
Chicago	Aug 22	12:00PM LMT	Sep 19	12:00PM	Oct 17	12:00PM	Oct 17	3:00PM	Oct 18	12:00PM	Oct 18	Oct 18
Cincinnati	Aug 25	10:00AM LMT	Sep 22	10:00AM	Oct 20	10:00AM	Oct 20	1:00PM	Oct 21	10:00AM	Oct 21	Oct 21
Cleveland	Aug 24	11:30AM LMT	Sep 21	11:30AM	Oct 19	11:30AM	Oct 19	2:30PM	Oct 20	11:30AM	Oct 20	Oct 20
Colorado Springs	Sep 01	2:00PM LMT	Sep 29	2:00PM	Oct 27	2:00PM	Oct 27	5:00PM	Oct 28	2:00PM	Oct 28	Nov 02
Columbia, SC	Aug 31	1:00PM LMT	Sep 28	1:00PM	Oct 26	1:00PM	Oct 26	4:00PM	Oct 27	1:00PM	Oct 27	Nov 01
Columbus, OH	Aug 26	10:00AM LMT	Sep 23	10:00AM	Oct 21	10:00AM	Oct 21	1:00PM	Oct 24	10:00AM	Oct 24	Oct 24
Dallas-Ft. Worth	Aug 25	10:30AM LMT	Sep 22	10:30AM	Oct 20	10:30AM	Oct 20	1:30PM	Oct 21	10:30AM	Oct 21	Oct 21
Dayton	Aug 29	10:00AM LMT	Sep 26	10:00AM	Oct 24	10:00AM	Oct 24	1:00PM	Oct 25	10:00AM	Oct 25	Oct 25
Denver-Boulder	Aug 25	11:00AM LMT	Sep 22	11:00AM	Oct 20	11:00AM	Oct 20	2:00PM	Oct 21	11:00AM	Oct 21	Oct 21
Des Moines	Sep 01	10:30AM LMT	Sep 29	10:30AM	Oct 27	10:30AM	Oct 27	1:30PM	Oct 28	10:30AM	Oct 28	Nov 02
Detroit	Aug 23	10:00AM LMT	Sep 20	10:00AM	Oct 18	10:00AM	Oct 18	1:00PM	Oct 19	10:00AM	Oct 19	Oct 19
El Paso	Sep 01	12:30PM LMT	Sep 29	12:30PM	Oct 27	12:30PM	Oct 27	3:30PM	Oct 28	12:30PM	Oct 28	Nov 02
Fredericksburg	Aug 24	1:00PM LMT	Sep 21	1:00PM	Oct 19	1:00PM	Oct 19	4:00PM	Oct 20	1:00PM	Oct 20	Oct 20
Fresno	Aug 30	11:30AM LMT	Sep 27	11:30AM	Oct 25	11:30AM	Oct 25	2:30PM	Oct 26	11:30AM	Oct 26	Oct 26
Gainesville-Ocala	Sep 01	11:30AM LMT	Sep 29	11:30AM	Oct 27	11:30AM	Oct 27	2:30PM	Oct 28	11:30AM	Oct 28	Nov 02
Grand Rapids	Sep 01	10:00AM LMT	Sep 29	10:00AM	Oct 27	10:00AM	Oct 27	1:00PM	Oct 28	10:00AM	Oct 28	Nov 02
Greensboro-Winston Salem-High Point	Aug 31	1:00PM LMT	Sep 28	1:00PM	Oct 26	1:00PM	Oct 26	4:00PM	Oct 27	1:00PM	Oct 27	Nov 01
Greenville-New Bern-Jacksonville	Sep 02	10:00AM LMT	Sep 30	10:00AM	Oct 28	10:00AM	Oct 28	1:00PM	Oct 31	10:00AM	Oct 31	Nov 03
Greenville-Spartanburg	Aug 31	2:30PM LMT	Sep 28	2:30PM	Oct 26	2:30PM	Oct 26	5:30PM	Oct 27	2:30PM	Oct 27	Nov 01
Hamptons-Riverhead	Aug 22	11:30AM LMT	Sep 19	11:30AM	Oct 17	11:30AM	Oct 17	2:30PM	Oct 18	11:30AM	Oct 18	Oct 18
Harrisburg-Lebanon-Carlisle	Aug 31	11:30AM LMT	Sep 28	11:30AM	Oct 26	11:30AM	Oct 26	2:30PM	Oct 27	11:30AM	Oct 27	Nov 01
Hartford-New Britain-Middletown	Aug 23	11:30AM LMT	Sep 20	11:30AM	Oct 18	11:30AM	Oct 18	2:30PM	Oct 19	11:30AM	Oct 19	Oct 19
Honolulu	Aug 29	10:00AM LMT	Sep 26	10:00AM	Oct 24	10:00AM	Oct 24	1:00PM	Oct 25	10:00AM	Oct 25	Oct 25
Houston-Galveston	Aug 25	10:30AM LMT	Sep 22	10:30AM	Oct 20	10:30AM	Oct 20	1:30PM	Oct 21	10:30AM	Oct 21	Oct 21
Huntsville	Sep 02	9:00AM LMT	Sep 30	9:00AM	Oct 28	12:00PM	Oct 28	3:00PM	Oct 31	12:00PM	Oct 31	Nov 03
Indianapolis	Aug 29	9:00AM LMT	Sep 26	9:00AM	Oct 24	9:00AM	Oct 24	12:00PM	Oct 25	9:00AM	Oct 25	Oct 25
Jackson, MS	Sep 01	12:00PM LMT	Sep 29	12:00PM	Oct 27	12:00PM	Oct 27	3:00PM	Oct 28	12:00PM	Oct 28	Nov 02
Jacksonville	Sep 01	10:00AM LMT	Sep 29	10:00AM	Oct 27	10:00AM	Oct 27	1:00PM	Oct 28	10:00AM	Oct 28	Nov 02
Johnson City-Kingsport-Bristol	Sep 01	10:00AM LMT	Sep 29	10:00AM	Oct 27	10:00AM	Oct 27	1:00PM	Oct 28	10:00AM	Oct 28	Nov 02
Kansas City	Aug 26	12:00PM LMT	Sep 23	12:00PM	Oct 21	12:00PM	Oct 21	3:00PM	Oct 24	12:00PM	Oct 24	Oct 24
Knoxville	Aug 31	11:30AM LMT	Sep 28	11:30AM	Oct 26	11:30AM	Oct 26	2:30PM	Oct 27	11:30AM	Oct 27	Nov 01
Lansing-East Lansing	Aug 31	1:00PM LMT	Sep 28	1:00PM	Oct 26	2:30PM	Oct 26	5:30PM	Oct 27	2:30PM	Oct 27	Nov 01
Las Vegas	Aug 29	11:30AM LMT	Sep 26	11:30AM	Oct 24	11:30AM	Oct 24	2:30PM	Oct 25	11:30AM	Oct 25	Oct 25
Little Rock	Sep 01	10:30AM LMT	Sep 29	10:30AM	Oct 27	10:30AM	Oct 27	1:30PM	Oct 28	10:30AM	Oct 28	Nov 02
Los Angeles	Aug 22	10:00AM LMT	Sep 19	10:00AM	Oct 17	10:00AM	Oct 17	1:00PM	Oct 18	10:00AM	Oct 18	Oct 18
Louisville	Aug 29	10:00AM LMT	Sep 26	10:00AM	Oct 24	10:00AM	Oct 24	1:00PM	Oct 25	10:00AM	Oct 25	Oct 25
Madison	Sep 01	1:30PM LMT	Sep 29	1:30PM	Oct 27	1:30PM	Oct 27	4:30PM	Oct 28	1:30PM	Oct 28	Nov 02
Memphis	Aug 30	12:00PM LMT	Sep 27	12:00PM	Oct 25	12:00PM	Oct 25	3:00PM	Oct 26	12:00PM	Oct 26	Oct 26
Miami-Ft. Lauderdale-Hollywood	Aug 26	11:30AM LMT	Sep 23	11:30AM	Oct 21	11:30AM	Oct 21	2:30PM	Oct 24	11:30AM	Oct 24	Oct 24
Middlesex-Somerset-Union	Aug 22	11:30AM LMT	Sep 19	11:30AM	Oct 17	11:30AM	Oct 17	2:30PM	Oct 18	11:30AM	Oct 18	Oct 18

* All times are local market

** All times indicate START of Market calling

Sched - 1



MaximiSer® and Media ProfessionalSM are marks of Arbitron Inc. TAPSCAN® is a registered mark of TAPSCAN Inc., used under license.

Arbitron 2005 Summer Delivery Schedule

Market	May-Jun-Jul Arbitrends		Jun-Jul-Aug Arbitrends		Summer Arbitrends		Advance Ratings**		Maximiser®/Media Professional SM		Market Report	TAPSCAN®	
	Date	Time*	Date	Time*	Date	Time*	Date	Time*	ADE	Mail	Mail Date	Date	
Milwaukee-Racine	Aug 26	12:00PM LMT	Sep 23	12:00PM	Oct 21	12:00PM	Oct 21	3:00PM	Oct 24	12:00PM	Oct 24	Oct 27	Oct 24
Minneapolis-St. Paul	Aug 25	12:00PM LMT	Sep 22	12:00PM	Oct 20	12:00PM	Oct 20	3:00PM	Oct 21	12:00PM	Oct 21	Oct 26	Oct 21
Mobile	Sep 01	12:00PM LMT	Sep 29	12:00PM	Oct 27	12:00PM	Oct 27	3:00PM	Oct 28	12:00PM	Oct 28	Nov 02	Oct 28
Monterey-Salinas-Santa Cruz	Aug 24	11:30AM LMT	Sep 21	11:30AM	Oct 19	11:30AM	Oct 19	2:30PM	Oct 20	11:30AM	Oct 20	Oct 25	Oct 20
Nashville	Aug 30	12:00PM LMT	Sep 27	12:00PM	Oct 25	12:00PM	Oct 25	3:00PM	Oct 26	12:00PM	Oct 26	Oct 31	Oct 26
Nassau-Suffolk (Long Island)	Aug 22	10:00AM LMT	Sep 19	10:00AM	Oct 17	10:00AM	Oct 17	1:00PM	Oct 18	10:00AM	Oct 18	Oct 21	Oct 18
New Orleans	Aug 29	10:30AM LMT	Sep 26	10:30AM	Oct 24	10:30AM	Oct 24	1:30PM	Oct 25	10:30AM	Oct 25	Oct 28	Oct 25
New York	Aug 22	10:00AM LMT	Sep 19	10:00AM	Oct 17	10:00AM	Oct 17	1:00PM	Oct 18	10:00AM	Oct 18	Oct 21	Oct 18
Norfolk-Virginia Beach-Newport News	Aug 31	10:00AM LMT	Sep 28	10:00AM	Oct 26	10:00AM	Oct 26	1:00PM	Oct 27	10:00AM	Oct 27	Nov 01	Oct 27
Oklahoma City	Aug 30	12:00PM LMT	Sep 27	12:00PM	Oct 25	12:00PM	Oct 25	3:00PM	Oct 26	12:00PM	Oct 26	Oct 31	Oct 26
Omaha-Council Bluffs	Aug 29	10:30AM LMT	Sep 26	10:30AM	Oct 24	10:30AM	Oct 24	1:30PM	Oct 25	10:30AM	Oct 25	Oct 28	Oct 25
Orlando	Sep 01	10:00AM LMT	Sep 29	10:00AM	Oct 27	10:00AM	Oct 27	1:00PM	Oct 28	10:00AM	Oct 28	Nov 02	Oct 28
Philadelphia	Aug 23	10:00AM LMT	Sep 20	10:00AM	Oct 18	10:00AM	Oct 18	1:00PM	Oct 19	10:00AM	Oct 19	Oct 24	Oct 19
Phoenix	Aug 29	8:30AM LMT	Sep 26	8:30AM	Oct 24	8:30AM	Oct 24	11:30AM	Oct 25	8:30AM	Oct 25	Oct 28	Oct 25
Pittsburgh, PA	Aug 25	10:00AM LMT	Sep 22	10:00AM	Oct 20	10:00AM	Oct 20	1:00PM	Oct 21	10:00AM	Oct 21	Oct 26	Oct 21
Portland, OR	Aug 29	10:00AM LMT	Sep 26	10:00AM	Oct 24	10:00AM	Oct 24	1:00PM	Oct 25	10:00AM	Oct 25	Oct 28	Oct 25
Providence-Warwick-Pawtucket	Aug 24	11:30AM LMT	Sep 21	11:30AM	Oct 19	11:30AM	Oct 19	2:30PM	Oct 20	11:30AM	Oct 20	Oct 25	Oct 20
Puerto Rico	Aug 26	11:30AM LMT	Sep 23	11:30AM	Oct 21	11:30AM	Oct 21	2:30PM	Oct 24	11:30AM	Oct 24	Oct 27	Oct 24
Raleigh-Durham	Aug 31	10:00AM LMT	Sep 28	10:00AM	Oct 26	10:00AM	Oct 26	1:00PM	Oct 27	10:00AM	Oct 27	Nov 01	Oct 27
Richmond	Aug 31	10:00AM LMT	Sep 28	10:00AM	Oct 26	10:00AM	Oct 26	1:00PM	Oct 27	10:00AM	Oct 27	Nov 01	Oct 27
Riverside-San Bernardino	Aug 23	11:30AM LMT	Sep 20	11:30AM	Oct 18	11:30AM	Oct 18	2:30PM	Oct 19	11:30AM	Oct 19	Oct 24	Oct 19
Rochester, NY	Aug 30	10:00AM LMT	Sep 27	10:00AM	Oct 25	10:00AM	Oct 25	1:00PM	Oct 26	10:00AM	Oct 26	Oct 31	Oct 26
Sacramento	Aug 30	11:30AM LMT	Sep 27	11:30AM	Oct 25	11:30AM	Oct 25	2:30PM	Oct 26	11:30AM	Oct 26	Oct 31	Oct 26
Salt Lake City-Ogden-Provo	Aug 29	11:00AM LMT	Sep 26	11:00AM	Oct 24	11:00AM	Oct 24	2:00PM	Oct 25	11:00AM	Oct 25	Oct 28	Oct 25
San Antonio	Aug 30	10:30AM LMT	Sep 27	10:30AM	Oct 25	10:30AM	Oct 25	1:30PM	Oct 26	10:30AM	Oct 26	Oct 31	Oct 26
San Diego	Aug 23	11:30AM LMT	Sep 20	11:30AM	Oct 18	11:30AM	Oct 18	2:30PM	Oct 19	11:30AM	Oct 19	Oct 24	Oct 19
San Francisco	Aug 24	10:00AM LMT	Sep 21	10:00AM	Oct 19	11:30AM	Oct 19	2:30PM	Oct 20	11:30AM	Oct 20	Oct 25	Oct 20
San Jose	Aug 24	11:30AM LMT	Sep 21	11:30AM	Oct 19	11:30AM	Oct 19	2:30PM	Oct 20	11:30AM	Oct 20	Oct 25	Oct 20
Seattle-Tacoma	Aug 26	10:00AM LMT	Sep 23	10:00AM	Oct 21	10:00AM	Oct 21	1:00PM	Oct 24	10:00AM	Oct 24	Oct 27	Oct 24
Shreveport	Sep 01	10:30AM LMT	Sep 29	10:30AM	Oct 27	10:30AM	Oct 27	1:30PM	Oct 28	10:30AM	Oct 28	Nov 02	Oct 28
Spokane	Sep 02	10:00AM LMT	Sep 30	10:00AM	Oct 28	11:30AM	Oct 28	2:30PM	Oct 31	11:30AM	Oct 31	Nov 03	Oct 31
Springfield, MA	Aug 24	11:30AM LMT	Sep 21	11:30AM	Oct 19	11:30AM	Oct 19	2:30PM	Oct 20	11:30AM	Oct 20	Oct 25	Oct 20
St. Louis	Aug 24	12:00PM LMT	Sep 21	12:00PM	Oct 19	12:00PM	Oct 19	3:00PM	Oct 20	12:00PM	Oct 20	Oct 25	Oct 20
Syracuse	Aug 30	11:30AM LMT	Sep 27	11:30AM	Oct 25	11:30AM	Oct 25	2:30PM	Oct 26	11:30AM	Oct 26	Oct 31	Oct 26
Tampa-St. Petersburg-Clearwater	Aug 26	10:00AM LMT	Sep 23	10:00AM	Oct 21	10:00AM	Oct 21	1:00PM	Oct 24	10:00AM	Oct 24	Oct 27	Oct 24
Toledo	Aug 30	11:30AM LMT	Sep 27	11:30AM	Oct 25	11:30AM	Oct 25	2:30PM	Oct 26	11:30AM	Oct 26	Oct 31	Oct 26
Tucson	Aug 29	10:00AM LMT	Sep 26	10:00AM	Oct 24	10:00AM	Oct 24	1:00PM	Oct 25	10:00AM	Oct 25	Oct 28	Oct 25
Tulsa	Aug 31	1:30PM LMT	Sep 28	1:30PM	Oct 26	1:30PM	Oct 26	4:30PM	Oct 27	1:30PM	Oct 27	Nov 01	Oct 27
Washington, DC	Aug 24	10:00AM LMT	Sep 21	10:00AM	Oct 19	10:00AM	Oct 19	1:00PM	Oct 20	10:00AM	Oct 20	Oct 25	Oct 20
West Palm Beach-Boca Raton	Sep 02	10:00AM LMT	Sep 30	10:00AM	Oct 28	10:00AM	Oct 28	1:00PM	Oct 31	10:00AM	Oct 31	Nov 03	Oct 31
Wichita	Sep 01	12:00PM LMT	Sep 29	12:00PM	Oct 27	12:00PM	Oct 27	3:00PM	Oct 28	12:00PM	Oct 28	Nov 02	Oct 28
Wilkes Barre-Scranton	Aug 22	11:30AM LMT	Sep 19	11:30AM	Oct 17	11:30AM	Oct 17	2:30PM	Oct 18	11:30AM	Oct 18	Oct 21	Oct 18
York	Aug 31	11:30AM LMT	Sep 28	11:30AM	Oct 26	11:30AM	Oct 26	2:30PM	Oct 27	11:30AM	Oct 27	Nov 01	Oct 27

* All times are local market

** All times indicate START of Market calling



Maximiser® and Media ProfessionalSM are marks of Arbitron Inc. TAPSCAN® is a registered mark of TAPSCAN Inc., used under license.

2005-2006 Radio Survey Schedule

SPRING: March 31 - June 22, 2005

SUMMER: June 30 - September 21, 2005

FALL: September 22 - December 14, 2005

WINTER: January 5 - March 29, 2006

MARCH 31 - JUNE 22, 2005											
1	2	3	4	5	6	7	8	9	10	11	12
13	14	15	16	17	18	19	20	21	22	23	24
25	26	27	28	29	30	31					

JUNE 30 - SEPTEMBER 21, 2005											
1	2	3	4	5	6	7	8	9	10	11	12
13	14	15	16	17	18	19	20	21	22	23	24
25	26	27	28	29	30	31					

SEPTEMBER 22 - DECEMBER 14, 2005											
1	2	3	4	5	6	7	8	9	10	11	12
13	14	15	16	17	18	19	20	21	22	23	24
25	26	27	28	29	30	31					

JANUARY 5 - MARCH 29, 2006											
1	2	3	4	5	6	7	8	9	10	11	12
13	14	15	16	17	18	19	20	21	22	23	24
25	26	27	28	29	30	31					

NOTE: The survey dates are subject to change.

Who to Call at Arbitron

060205

New York

142 West 57th Street/10019
Phone: (212) 887-1300
Fax: (212) 887-1535

Radio Station Services:

Tom O'Sullivan, VP of Sales
(212) 887-1368
Vin Ciavatta, Sr. AM
(212) 887-1304
Jennifer de Castro, Northeast Reg. Mgr.
(212) 887-1306
Brendan Kane (212) 887-1310
Jerry Sacchetti, Sr. AM
(212) 321-3065
Special Projects Coordinator:
Maiou Watterson (212) 887-1371
Training Service Consultants:
Susan Richards (212) 887-1367
Laura Van Iderstine (212) 887-1439
Client Service Representative:
Ingrid Petrovitch (212) 887-1336

National Group Services:

Les Tolchin, Sr. VP, National Sales
(212) 887-1302
Rich Tunkel, Senior Sales Mgr.
(212) 887-1326

Rep/Network Services:

Alan Tobkes, Mgr. (212) 887-1354

Radio Programming Services:

Gary Marince, VP of Product Development (412) 859-3740

Advertiser/Agency Services:

Michael Sharp, Northeast Reg. Mgr.
(212) 887-1502
Joe Lioacono, Sr. National Accts. Mgr.
(212) 887-1325
Lung Huang, Sr. Group AM
(212) 887-1337
Michael Panebianco, Sr. AM
(212) 887-1356
Steve Williamson (212) 887-1377
Training Service Consultant:
Ian Samuel (212) 887-1471
Client Service Representative:
Heidi Weaver (212) 887-1322

Chicago

222 South Riverside Plaza,
Suite 1050/60606
Phone: (312) 542-1900
Fax: (312) 542-1901

Radio Station Services:

John Nolan, Midwest Reg. Mgr.
(312) 542-1877
John Lennon (312) 542-1876
Patrick Pendergast (312) 542-1878
David Rice (312) 542-1874
Media Account Manager:
Kristen Latkowski (312) 542-1867
Training Service Consultants:
Sarah Liddie (312) 542-1882
Amy Lucas (312) 542-1879
Shayna Trappenberg (312) 542-1918
Client Service Representative:
Janeen Becker (312) 542-1892

National Group Services:

Joe Walker, Sr. Training Consultant
(847) 289-8018

Advertiser/Agency Services:

James Tobolski, VP., Sales
(312) 542-1888
Julia Johnston, Mgr.,
(312) 542-1899
Miko Covin (312) 542-1868
Derek Duman (312) 542-1873
Tony Hereau (312) 542-1869
Cheri Tolley (312) 542-1871
Media Account Manager:
Kristen Latkowski (312) 542-1867
Training Service Consultants:
Stephine Coleman (312) 542-1870
Kelly McLean, National
(312) 542-1884
Client Service Representative:
Karen Wridt (312) 542-1917

Advertiser Services:

Alisa Joseph, VP (312) 542-1890
National Accounts Managers:
Keith Garner (312) 542-1920
Chuck McMurray (312) 542-1889
Mike Weglarz (312) 542-1921
Client Service Representative:
Andrew Kim (312) 542-1894

Atlanta

9000 Central Parkway,
Suite 300/30328
Phone: (770) 668-5400
Fax: (770) 668-5417

Radio Station Services:

Jim Remeny, Southeast Reg. Mgr.
(770) 668-5412
Jerry Wiese, Marketing Mgr.
(770) 668-5414
Christian Meinhart (770) 668-5411
Martha Walton (770) 668-5405
Kevin Wolfson (770) 668-5403
Media Account Manager:
Jeff Davidson (770) 668-5407
Training Service Consultant:
Jim Haynes (770) 668-5410
Tamara Hutson (770) 668-5408
Client Service Representative:
Carrie Sexton (770) 668-5421

Urban Media Services:

Julian Davis, Director
(770) 668-5409

Advertiser/Agency Services:

Paul Cannon, Regional Mgr.,
(770) 668-5419
Jennifer Cadoret (770) 668-5432
Katy Flatau (770) 668-5434
Media Account Manager:
Jeff Davidson (770) 668-5407
Training Service Consultant:
Ann Guttery Brasher
(205) 977-6158
Sarah Teja (678) 867-9374

Los Angeles

10877 Wilshire Blvd.,
Suite 1600/90024
Phone: (310) 824-6600
Fax: (310) 824-6666

Radio Station Services:

Harry Clark, Western Reg. Mgr.
(310) 824-6645
John Basila, Sr. AM (310) 824-6608
David Chipman, Sr. AM
(310) 824-6605
(801) 910-5529
Rob Winston, Sr. AM
(310) 824-6604
Media Account Manager:
Michael Nelson (310) 824-6617
Training Service Consultants:
Don Feuerborn (310) 824-6648
Cynthia Gilmore (310) 824-6637
Eric Rose (310) 824-6636
Client Service Representative:
Judy Ogren (310) 824-6603

Hispanic Services:

Stacie de Armas, Director
(310) 824-6613

Advertiser/Agency Services:

Lovlyn Corbett, National Accounts Mgr.
(310) 824-6644
Debbie Lahm, Sr. AM
(310) 824-6622
Bob Schembri (310) 824-6652
Carrie Stein (310) 824-6613
Media Account Manager:
Michael Nelson (310) 824-6617
Training Service Consultants:
Erica Arakawa (303) 756-8826
Christine Corso (702) 459-2226
Maria Guzman (310) 824-6628
Client Service Representative:
Karen Wridt (312) 542-1917

Advertiser Services:

John Kuyasa, Manager, Strategic Accounts (310) 824-6620
Thom Piper, National Accounts Mgr.
(310) 824-6662
Advertiser Training Specialist:
Brooke Wagner (310) 824-6649

Dallas

13355 Noel Road, Suite 1120/75240
Phone: (972) 385-5388
Fax: (972) 385-5377

Radio Station Services:

Dennis Seely, VP, Marketing
(972) 385-5363
Harry Clark, Western Reg. Mgr.
(972) 385-5392
Jan Bournstein (972) 385-5398
Joanna Douglas,
Product Development Mgr.
(972) 385-5394
Jennifer Thompson, Prod. Training Mgr.
(972) 385-5391
Media Account Manager:
Mandy Adams (972) 385-5383
Training Service Consultants:
Karen Morriss (972) 385-5393
Ramon Padilla (972) 385-5314
Jenny Tsao (972) 385-5390
Client Service Representative:
Jennifer Bratten (972) 385-5382

Latin American Marketing:

Clara Carneiro, VP (972) 385-5384
Client Service Representative:
Ana Pastor-Munoz (972) 385-5370

PPM Programming:

Bob Michaels, VP (972) 385-5357

Advertiser/Agency Services:

Paul Cannon, Regional Mgr.,
(770) 668-5419
Anne Baron (972) 385-5389
Karla Howes, Sr. AM
(972) 385-5379
Karen Miller (972) 385-5344
Media Account Manager:
Mandy Adams (972) 385-5383
Client Service Representative:
Beth Gephart (972) 385-5365

Washington/Baltimore

9705 Patuxent Woods Drive
Columbia, MD 21046
Phone: (410) 312-8000
Fax: (443) 259-7596

Radio Station Services:

Tom O'Sullivan, VP of Sales
(212) 887-1368
Mason Meyer (443) 259-7575
Media Account Manager:
Dave Sullivan (443) 259-7570
Training Service Consultants:
Rich Sheffer (443) 259-7571
Jon Tuengel (443) 259-7522

National Group Services:

Brad Kelly, VP, National Radio Sales
(757) 336-1192
Laura Kutscher, Senior Sales Mgr.
(443) 259-7574
John Snyder, VP, Sales (443) 259-7599
Client Service Representative:
Eileen Messick (443) 259-7595

Rep/Network Services:

Bruce Supovitz, VP, National Radio Services (410) 312-8797
Michael Powderly, Sr. AM,
National Radio Services
(443) 259-7586

Advertiser/Agency Services:

Neil Schwartz (443) 259-7601
Media Account Manager:
Dave Sullivan (443) 259-7570

Advertiser Services:

Karla Eyerly, National Accounts Mgr.
(443) 259-7593

Press Relations:

Thomas Mocarsky, VP,
Communications
(410) 312-8239

2005 Radio Advisory Council Members

Nick Anthony*

Vice President &
Executive Director of Operations
WQMX-FM
1795 West Market Street
Akron, OH 44313
(330) 864-2268
(330) 864-2261 (fax)
nick@nickanthony.com

Gerry Boehme

Sr. Vice President
Strategic Planning
Katz Media Group
125 West 55th Street, 21st Floor
New York, NY 10019
(212) 424-6784
(917) 206-9085 (fax)
gerry.boehme@katz-media.com
Researcher – Appointed

John Dickey

Executive Vice President
Cumulus Broadcasting Inc.
3535 Piedmont Road
Bldg. 14, 14th Floor
Atlanta, GA 30305
(404) 949-0700
(404) 443-0741 (fax)
john.dickey@cumulus.com
Adult Contemporary – Noncontinuous

Jim Dolan

Vice President & Market Manager
WPOC-FM
711 West 40th Street, Suite 350
Baltimore, MD 21211
(410) 554-1887
(410) 243-1902 (fax)
jimdolan@clearchannel.com
Country – Continuous

Gary Fries

President
Radio Advertising Bureau
261 Madison Avenue, 23rd Floor
New York, NY 10016
(212) 681-7210
(212) 681-7217 (fax)
gfries@rab.com
At Large – Appointed

Steve Goldstein***

Executive Vice President
WLZR
One Turkey Hill Road South
Westport, CT 06880
(203) 221-1666
(203) 222-9633 (fax)
sjgoldstein@sagacom.com

Roger Haddon, Jr.

President/CEO
WQKX-FM
RD 2 County Line Road
Selinsgrove, PA 17870
(570) 286-5838
(570) 743-7837 (fax)
haddon@wqkx.com
CHR/Top 40 – Noncontinuous

John C. Halford

General Manager
WHKX-FM/WHQX-FM
900 Bluefield Avenue
Bluefield, WV 24701
(304) 327-7114
(304) 325-7850 (fax)
jhalford@adventureradio.com
Country – Noncontinuous

Michael Kazala

General Manager
WJRZ-FM
1731 Main Street
South Belmar, NJ 07719
(732) 681-3800
(732) 681-5995 (fax)
mkazala@wrat.com
Gold/Oldies

William E. Kelly**

Market Manager
WKBN-AM
7461 South Avenue
Boardman, OH 44512
(330) 965-0057
(330) 965-8277 (fax)
billkelly@clearchannel.com
News/Talk – Noncontinuous

Ed Levine

President/CEO
WKRH-FM/WKRL-FM
235 Walton Street
Syracuse, NY 13202
(315) 472-9111
(315) 472-1888 (fax)
elevine@galaxycommunications.com
AOR – Continuous

Stu Naar

Executive Vice President/
Director of Research
INTEREP
100 Park Avenue
New York, NY 10017
(212) 818-8912
(212) 916-0774 (fax)
stu_naar@interep.com
Researcher – Appointed

William C. Pasha

Vice President of Programming
Entercom
709 Charingworth Ct.
Westminster, MD 21158
(410) 857-3713
bpasha@sprynet.com
Group Programmer – Appointed

Robert Philips

Senior Vice President & Market Manager
WLIF-FM
600 Washington Avenue, Suite 201
Baltimore, MD 21204
(410) 823-1570
(410) 825-6100 (fax)
rephilips@cbs.com
Adult Contemporary – Continuous

W. Palmer Pyle

President
WGFM-FM
3183 Logan Valley Road
Traverse City, MI 49686
(231) 922-4981 ext. 103
(231) 922-3633 (fax)
ppyle@nsbroadcasting.com
AOR – Noncontinuous

Bill Saurer

Vice President & General Manager
WOBM-AM
2401 Route 66
Ocean, NJ 07712
(732) 897-8282
(732) 897-8283 (fax)
bill.saurer@mrgnj.com
MOR

Steve Sinicropi

Vice President &
General Manager
WHZT-FM
220 North Main Street, Suite 402
Greenville, SC 29601
(864) 282-1037
(864) 370-8505 (fax)
steve.sinicropi@cox.com
CHR/Top 40 – Continuous

McHenry Tichenor, Jr.

KVIV-FM
100 Crescent Court, Suite 700
Dallas, TX 75201
(214) 459-8182
(214) 459-8102 (fax)
mtichenor@univisionradio.com
Hispanic

Michele Williams-Dressekie

General Manager
WMMJ-FM/WKYS-FM
5900 Princess Garden Parkway, #800
Lanham, MD 20706
(301) 306-1111
(301) 306-9474 (fax)
mwilliams@radio-one.com
Black/Urban

* 2005 Chairman

** 2005 Vice Chairman

*** Immediate Past Chairman





New York

142 West 57th Street
New York, New York 10019-3300
(212) 887-1300

Chicago

222 South Riverside Plaza, Suite 1050
Chicago, Illinois 60606-6101
(312) 542-1900

Atlanta

9000 Central Parkway, Suite 300
Atlanta, Georgia 30328-1639
(770) 668-5400

Los Angeles

10877 Wilshire Blvd., Suite 1600
Los Angeles, California 90024-4341
(310) 824-6600


Dallas

13355 Noel Road, Suite 1120
Dallas, Texas 75240-6646
(972) 385-5388

Washington/Baltimore

9705 Patuxent Woods Drive
Columbia, Maryland 21046-1572
(410) 312-8000

© 2005 Arbitron Inc.



223 Riverside-San Bernardino
Spring 2005

