

Life Tests on Stereo Pickups, Discs

ICD

audiocraft

for the **HI-FI** hobbyist

OCTOBER 1958 • 35 CENTS


**How speaker level
controls can produce
peaks in response**

**Make a multivoltage
AC power supply for
transistor circuits**

**Super-fi 10-watt
amplifier costs less
than \$45 to build**

Plus regular features:

**Audiolab Test Reports,
Tape News and Views,
Audio Aids, others**




DEBUT

of the Bozak *Urban* enclosures for
the B302A and B305 speaker systems.

See and hear them at the Audio Fairs
and franchised Bozak dealers—or write
The R. T. Bozak Sales Co. Darien, Conn.

Now — the world's most distinguished musical artists, in cooperation with the world's largest record club, make it possible for you to systematically acquire their greatest recorded performances on superb high-fidelity records **at far less than the usual cost**



ANY FIVE

of these superb **Classical High-Fidelity**

COLUMBIA and EPIC RECORDS FOR ONLY \$3⁹⁸

if you join the Columbia Record Club now — and agree to purchase 5 selections during the coming 12 months

BEETHOVEN: EMPEROR CONCERTO
CASADESUS, Piano
MITROPOLUS
NEW YORK PHILHARMONIC

MOZART REQUIEM
BRUNO WALTER
NEW YORK PHILHARMONIC
WESTMINSTER CHOR

Vivaldi:
THE SEASONS
"I Musici"

BACH: THE GOLDBERG VARIATIONS
GLENN GOULD PIANO

DAVID OISTRAKH
ISAAC STERN violins

Albert Schweitzer
BACH
Tocatta, Adagio and Fugue in C Minor
Fugue in A Minor
Fantasia and Fugue in G Minor

BEETHOVEN: QUARTETS 9 & 11
BORODIN: nocturne BARBER: adagio
VAUGHAN WILLIAMS: greenleaves

TCHAIKOVSKY: serenade in c major
BORODIN: nocturne BARBER: adagio
VAUGHAN WILLIAMS: greenleaves

Through the generous cooperation of the world-famous artists shown above, and many others—the Columbia Record Club can now help you acquire, regularly and under expert guidance, a distinguished library of the world's finest high-fidelity American and European recordings — at substantial savings!

And as a dramatic demonstration of the many benefits you will enjoy as a member, you will receive — at once — ANY 5 of these superb Columbia and Epic records — for just the usual list price of one record alone!

Read below how the Club operates... then select the five records you want and mail the coupon — without money — at once!

RACHMANINOFF: Rhapsody on a Theme of Paganini
FRANCK: Symphonic Variations

ROSSINI: WILLIAM TELL AND BARBER OF SEVILLE OVERTURES
DONIZETTI: DAUGHTER OF THE REGIMENT OVERTURE
SCHUBERT: MARCHE MILITAIRE
TCHAIKOVSKY: MARCHE SLAY
STRAUSS: RADEZKY MARCH

FINLANDIA
SIBELIUS
GRIEG
ALFVEN
FINLANDIA
SWAN OF TUONELA
PEER GYNT SUITE No. 1
SWEDISH Rhapsody

NEW WORLD SYMPHONY
DVOŘAK

STRAUSS WALTZES and OVERTURES
BRUNO WALTER

Tchaikovsky "PATHETIQUE" SYMPHONY
Mitropoulos, New York Philharmonic

LEVANT PLAYS GERSHWIN
RHAPSODY IN BLUE
CONCERTO IN F
AN AMERICAN IN PARIS

PAGANINI: Violin Concerto No. 1
SAINT-SAËNS: Violin Concerto No. 3
Lino FRANCESCATTI

SCHUBERT: "UNFINISHED" SYMPHONY
MENDELSSOHN: MIDSUMMER NIGHT'S DREAM

RUDOLF SERKIN BEETHOVEN
"MOONLIGHT" Sonata
"PATHETIQUE" Sonata
"APPASSIONATA" Sonata

STRAVINSKY: FIREBIRD SUITE
TCHAIKOVSKY: ROMEO AND JULIET
LEONARD BERNSTEIN
NEW YORK PHILHARMONIC

PORTS OF CALL
RAVEL: BOLERO, LA VALSE, PAVANE
CHABRIER: ESPANA-IBERT-ESCALES
DEBUSSY: CLAIR DE LUNE

DEBUSSY: La Mer
RAVEL: La Valse
Valse Nobles et Sentimentales

HAYDN
"Surprise" AND "Drum-roll" Symphonies
BEECHAM, Royal Philharmonic

Brandenburg Concertos Nos. 1, 2, 3
BACH
PABLO CASALS

BRAMHS: SYMPHONY NO. 4
WALTER
NEW YORK PHILHARMONIC

HOW THE CLUB OPERATES:

- ★ Each month the Club's staff of musical experts selects a classical recording that will be a distinguished addition to your record library. In addition, at least seven other exceptionally fine recordings, both classical and popular, will be available to you as alternate selections. All are fully described in the Club Magazine, which you receive free each month
- ★ You may accept or reject the regular Classical Selection, take any of the other records offered, or take NO record in any particular month
- ★ Your only membership obligation is to purchase five selections from the more than 100 high-fidelity Columbia and Epic records to be offered in the coming 12 months. Thus, in your first year of membership, you receive ten records for the price of six — a saving of more than one-third on your record purchases
- ★ After purchasing only five records, you receive a Columbia or Epic Bonus record of your choice free for every two additional selections you buy
- ★ You may discontinue membership at any time after purchasing five records
- ★ The records you want are mailed and billed to you at the regular list price, now only \$3.98, plus a small mailing charge
- ★ You must be delighted with membership or you may cancel by returning the five records within 10 days

COLUMBIA RECORD CLUB
Terre Haute, Indiana

COLUMBIA RECORD CLUB, Dept. 204-1

Terre Haute, Indiana

Please send me the 5 records whose numbers I have circled at the right, for which I am to be billed only \$3.98 plus small mailing charge — and enroll me in the Classical Division of the Club.

My only obligation is to purchase five selections from the more than 100 to be offered during the coming 12 months... at regular list price, plus small mailing charge. For every two *additional* selections I accept, I am to receive a 12" Columbia or Epic Bonus record of my choice FREE.

Name.....
(Please Print)

Address.....

City..... ZONE..... State.....

CANADA: Prices slightly higher,
address 11-13 Soho St., Toronto, 2B

If you wish to have this membership credited to an established Columbia or Epic record dealer, authorized to accept subscriptions, please fill in the following:

Dealer's Name.....

Dealer's Address..... 112


© Columbia Records Sales Corp., 1958

© "Columbia," , "Epic," Marcas Reg.

CIRCLE 5 NUMBERS BELOW:

1. Levant Plays Gershwin
2. Beethoven: Emperor Concerto
3. Beethoven: Quartets 9 and 11
4. Mozart: Requiem
5. Sibelius: Finlandia, etc.
6. Beethoven: 3 piano sonatas
7. Rachmaninoff: Rhapsody, etc.
8. Vivaldi: The Seasons
9. Tchaikovsky: "Pathetique" Symphony
10. Dvorak: "New World" Symphony
11. Bach: Goldberg Variations
12. Schweitzer Plays Bach, Vol. 1
13. Rossini: William Tell Overture, etc.
14. Strauss Waltzes and Overtures
15. Mendelssohn: Midsummer Night's Dream; Schubert: "Unfinished" Symphony
16. Firebird; Romeo and Juliet
17. Vivaldi and Bach: Violin Concertos
18. Haydn: "Surprise," "Drum-Roll" Sym.
19. Brahms: Symphony No. 4
20. Ports of Call
21. Debussy: La Mer; Ravel: La Valse, etc.
22. Bach: Brandenburg Conc. 1, 2, 3
23. Paganini and Saint-Saëns Concertos
24. Strings of Philadelphia Orchestra M-31

HARMAN- KARDON MAKES STEREO SENSIBLE



Harman-Kardon stereo instruments are the most flexible on the market today. Intelligent design assures ease of operation. The new Duet stereo tuner and Trio stereo amplifier — make stereo attractive, effective, inexpensive — and sensible.

THE TRIO, Model A-224, Stereo Amplifier — actually embodies *three* excellent instruments in one handsome, compact unit. The Trio is: A complete stereo preamplifier with two separate 12 watt power amplifiers (24 watt peaks each.) A complete 24 watt monaural amplifier (48 watt peak.) A 24 watt monaural amplifier with complete stereo preamplifier arranged to convert an existing monaural amplifier to stereo. Outstanding features include: Separate ganged treble and bass controls, balance control, mode switch, speaker selector switch for local and remote speaker systems, contour control, tape output for recording application and rumble filter.

THE TRIO, Model A-224 \$99.95
the Cage (AC-24) optional 7.00

THE DUET, Model T-224, Stereo Tuner: Monaural! Binaural! Whatever the application, this new tuner is designed to give maximum performance. A superb monaural tuner—the T-224 incorporates separate AM and FM channels for receiving stereo broadcasts through this *one* unit. Rear jack makes it adaptable for multiplex reception.

While the **DUET** is an ideal AM/FM monaural tuner—it's specifically designed for the growth in stereo broadcasting. As stereo broadcasting grows—the value of the **DUET** multiplies for you. Costs just a few dollars more than conventional monaural tuners! (The **DUET** incorporates a simple indexing scale to permit easy identification of five pairs of "stereo" stations).

THE DUET, Model T-224 \$114.95
Prices slightly higher on the West Coast.

For additional information on Harman-Kardon stereo and monaural units, simply send a postcard with the word stereo on it to Harman-Kardon, Dept. AC-10, Westbury, N. Y.

harman kardon

4415

audiocraft

Roy F. Allison
Editor

Eleanore B. Wright
Assistant to the Editor

Philip C. Geraci
Associate Editor,
Art Director

Weldon Bedell
Art Assistant

R. D. Darrell
Joel Ehrlich
J. Gordon Holt
Joseph Marshall
Contributing Editors

Charles Fowler
Publisher

Warren B. Syer
Associate Publisher

Claire Eddings
Advertising Sales Manager

Andrew J. Csida
Marketing and
Merchandising Manager

Lee Zhito
Western Manager

Joseph W. Pace
Circulation Fulfillment
Manager

THIS MONTH'S COVER: This isn't really true, since this month's cover actually is next month's cover, but what with vacations, high humidity and the inevitable lure of Berkshire lakes, cover production became secondary to almost everything. C'est la vie, you know. It's a speaker box, in case you wondered. Cover by Phil Geraci.



THE MAGAZINE FOR THE HI-FI HOBBYIST

OCTOBER 1958

Volume 3 Number 10

The Grounded Ear <i>What's new in sound reproduction</i>	4	<i>Joseph Marshall</i>
Book Reviews	6	<i>Richard D. Keller</i>
Electronic Firsts <i>The Audion and magic</i>	13	<i>Monroe Upton</i>
Audionews	14	
Readers' Forum	17	
Editorial <i>Hi-Fi in Brussels</i>	17	
Are Stereo Discs Compatible? <i>Part II: Wear characteristics of stereo cartridges on stereo and monophonic discs</i>	18	<i>Joel Ehrlich</i>
Build a Super-Fi 10 Watter <i>A high-quality, low-power amplifier construction project</i>	20	<i>Arthur I. Zabriskie</i>
Power Supply for Transistors <i>How to save on batteries</i>	24	<i>Harold Reed</i>
Audiolab Test Reports <i>This issue: PERI-50 power amplifier; Scott 310-B FM tuner</i>	27	<i>Hirsch-Houck Laboratories</i>
Using Test Instruments <i>Signal Generators, Part IV: Trouble-Shooting AM and FM receivers</i>	30	<i>Joseph Marshall</i>
Rumble Seat <i>More on three-terminal cartridges</i>	32	
Tape News and Views <i>Stereo monitoring facilities</i>	34	<i>J. Gordon Holt</i>
Sound-Fanciers' Guide <i>Reviews of exceptional tape and disc records</i>	36	<i>R.D. Darrell</i>
Audio Aids <i>Short cuts for the experimenter</i>	38	
Professional Directory	46	
Traders' Marketplace	47	
Advertising Index	48	



ADVERTISING

Main Office — Claire Eddings, The Publishing House, Great Barrington, Mass. Telephone: Great Barrington 1300.

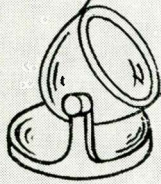
New York — Andrew G. Spanberger, 1564 Broadway, New York 36. Telephone: Plaza 7-2800.

Chicago — John R. Rutherford & Associates, Inc., 230 East Ohio St., Chicago 11, Ill. Telephone: Whitehall 4-6715.

Los Angeles — George F. Kelley, 1520 North Gower, Hollywood 28. Telephone: Hollywood 9-6239.

Audiocraft Magazine is published monthly at Great Barrington, Mass., by Audiocom, Inc., a subsidiary of The Billboard Publishing Co., publishers of The Billboard, Vend, Funspot, and The Billboard International. Telephone: Great Barrington 1300. Editorial, publication, and circulation offices at: The Publishing House, Great Barrington, Mass. Subscriptions: \$4.00 per year in the United States and Canada. Single copies: 35 cents each. Editorial contributions will be welcomed by the editor. Payment for articles accepted will be arranged prior to publication. Unsolicited manuscripts should be accompanied by return postage. Entered as second-class matter October 1, 1955, at the post office, Great Barrington, Mass., under the act of March 3, 1879. Additional entry at the post office, Pittsfield, Mass. Printed in the U. S. A. by the Ben Franklin Press, Pittsfield, Mass. Copyright 1958 by Audiocom, Inc. The cover design and contents of Audiocraft Magazine are fully protected by copyrights and must not be reproduced in any manner.

The Grounded Ear



by Joseph Marshall

**What's new
in sound
reproduction?**

Enter: the Blend Control

So far, the circuitry of stereo control units and adapters has been fairly conventional. But as I write this, the Dynakit Stereo Adapter Kit is being shipped to dealers throughout the country, and it contains a distinct novelty — a blend control.

The blend control is extremely simple; the whole idea is diagrammed in Fig. 1. But it provides a versatility in use which is surprising and, so far as I can verify, brand new in the stereo field.

It will be noted that the blender is simply a pot of 1.2 megs (the value is not critical, so long as it is high) connected across the two inputs of a stereo system. When the knob is at the extreme left, the total resistance is across the two inputs, and they are effectively isolated from each other. On the other hand, when the knob is at the extreme right, the pot is shorted out, and the two inputs are fed together into both outputs. The two 10-K resistors provide the slight isolation needed to

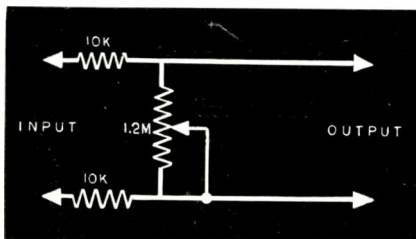


Fig. 1. Dyna's stereo blend control.

avoid disturbing the inputs. Obviously, in intermediate positions of the knob, the two inputs are combined in varying degree and fed in common to both outputs.

Clearly, when the maximum resistance is in the circuit, and the two channels have maximum isolation, we would enjoy complete stereo reproduction with a stereo source. On the other hand, with the pot completely shorted out, we would

have completely monophonic reproduction with spaced speakers, or, by turning off one of the output channels, with a single speaker. The two extremes, therefore, provide the equivalent of a stereo-monophonic switch — but with some significant differences. With some switched arrangements, in the monophonic position one or the other but not both inputs are fed into both outputs. Here, however, both inputs are blended to any degree and fed to both outputs. This is almost necessary if, for some reason (and there are some good ones) it is desirable to play stereo discs or tapes monophonically, because neither channel alone carries all the information needed. Further, when playing monophonic discs with a stereo cartridge, both inputs should be paralleled to eliminate vertical response.

Suppose also that monophonic tapes or discs are fed into only one of the input channels. The blend control will route the signal through one channel of a stereo system or both channels, and provide a means of dividing the signal in various proportions between the two channels for monophonic reproduction with either a single speaker or with spaced speakers.

Even more interesting, however, is the application in stereo reproduction. We have mentioned that, with the total resistance in, we obtain the normal type of stereo reproduction. When we decrease the resistance we begin to cross-feed a portion of each channel. And while the dominant output of each channel is its own proper portion of the stereo source, both speakers radiate a common component in addition. Now, this is the easiest way to fill in the hole in the middle which is occasionally noticed with stereo. And it is precisely what is being done in the recording process by most manufacturers of both stereo tapes and discs today. In the recording process though, the blending can be arranged only arbitrarily.

The blend control makes it possible for the user to fill in the hole to whatever extent the individual recording, or

the individual setup, or the individual taste dictates. It is particularly useful, for example, when the two speakers are too far apart for some recordings, or when they have dissimilar radiation characteristics.

The blend control, therefore, makes a stereophonic system completely compatible for both monophonic and stereo inputs, and offers every possible variety of reproduction from single-speaker, single-channel monophonic to isolated two-channel stereo. At the same time it provides a means of adjusting the stereo effect to conditions of the environment, equipment, or taste.

I had the opportunity while in Philadelphia to see and hear a prototype in operation. It strikes me as a significant contribution to better stereo.

The Dynakit Adapter also has a reversing switch, a normal type of balance control, ganged volume controls, and a switch to monitor either stereo or monophonic tape while recording. It is designed to work with two Dynakit preamps but will also work with any preamp that has a tape monitor switch; other preamps could be modified without too much trouble.

120 Watts with 0.1% IM

I also saw at the Dynaco lab something I must admit I never really expected to see — an amplifier that delivers 120 w with less than 0.1% IM distortion. Actually, both of the distortion meters used for these measurements had residual readings on the order of .075%, and the amplifier, although it had a low noise level, undoubtedly produced some noise. The 0.1% reading included both the above components. Consequently, the actual IM distortion was very probably less than .05%.

The harmonic distortion was also well below 0.1% (including noise) from 60 to 10,000 cps, and the 20-cps distortion was under 1% at 120 w. The amplifier delivered 100 w at 20,000 cps with less than 2%. Distortion was unreadable below about 60 w. What's more, the amplifier can be built for less than one dollar a watt, and there is no reason to suppose that these results could

Continued on page 44

**STEREO
STEREO
AND
MONAURAL**

the
experts
say...
in HI-FI
the best buys are

EICO®

World-famous
EICO advantages
guarantee your complete satisfaction:

- Advanced engineering • Finest quality components
- "Beginner-Tested," easy step-by-step instructions
- LIFETIME service & calibration guarantee
- IN STOCK — Compare, then take home any EICO equipment—right "off the shelf"—from 1900 neighborhood EICO dealers.



Stereo Preamplifier HF85



FM Tuner HFT90



Stereo
Amplifier-Preamp
HF81



Bookshelf
Speaker System
HFS1



Monaural Integrated Amplifiers:
50, 30, 20, and 12-Watt
(use 2 for Stereo)



Speaker System HFS2
36" H x 15 1/4" W x 11 1/2" D



Monaural Power Amplifiers:
60, 50, 35, 30, 22 and 14-Watt
(use 2 for Stereo)



Monaural Preamplifiers:
HF65, HF61
(stack 2 for Stereo)



Over 1 MILLION EICO instruments in use throughout the world.

NEW STEREPHONIC EQUIPMENT

HF85: Stereo Dual Preamplifier is a complete stereo control system in "low silhouette" design adaptable to any type of installation. Selects, preamplifies, controls any stereo source—tape, discs, broadcasts. Superb variable crossover, feedback tone controls driven by feedback amplifier pairs in each channel. Distortion borders on unmeasurable even at high output levels. Separate lo-level input in each channel for mag. phono, tape head, mike. Separate hi-level inputs for AM & FM tuners & FM Multiplex. One each auxiliary A & B input in each channel. Independent level, bass & treble controls in each channel may be operated together with built-in clutch. Switched-in loudness compensator. Function Selector permits hearing each stereo channel individually, and reversing them; also use of unit for stereo or monophonic play. Full-wave rectifier tube power supply. 5-12AX7/ECC83, 1-6X4. Works with any 2 high-quality power amplifiers such as EICO, HF14, HF22, HF30, HF35, HF50, HF60. Kit \$39.95. Wired \$64.95. Includes cover.

HF81: Stereo Dual Amplifier-Preamplifier selects, amplifies & controls any stereo source—tape, discs, broadcasts—& feeds it thru self-contained dual 14W amplifiers to a pair of speakers. Monophonically: 28 watts for your speakers; complete stereo preamp. Ganged level controls, separate focus (balance) control, independent full-range bass & treble controls for each channel. Identical Williamson-type, push-pull EL84 power amplifiers, excellent output transformers. "Service Selector" switch permits one preamp-control section to drive the internal power amplifiers while other preamp-control section is left free to drive your existing external amplifier. Kit \$69.95. Wired \$109.95. Incl. cover.

MONAURAL PREAMPLIFIERS (stack 2 for Stereo)
NEW HF65: superb new design. Inputs for tape head, microphone, mag-phono cartridge & hi-level sources. IM distortion 0.04% @ 2V out. Attractive "low silhouette" design. HF65A Kit \$29.95, Wired \$44.95. HF65 (with power supply) Kit \$33.95. Wired \$49.95.

HF61: "Rivals the most expensive preamps" — Marshall, AUDIOCRAFT. HF61A Kit \$24.95, Wired \$37.95, HF61 (with power supply) Kit \$29.95. Wired \$44.95.

MONAURAL POWER AMPLIFIERS (use 2 for STEREO)

HF60: 60-Watt Ultra Linear Power Amplifier with Acro TQ-330 Output Xfmr., "One of the best-performing amplifiers extant; an excellent buy." AUDIOCRAFT Kit Report. Kit \$72.95. Wired \$99.95. Cover E-2 \$4.50.

HF50: 50-Watt Ultra Linear Power Amplifier with extremely high quality Chicago Standard Output Transformer. Identical in every other respect to HF60, same specs at 50W. Kit \$57.95. Wired \$87.95. Cover E-2 \$4.50.

NEW HF35: 35-Watt Ultra-Linear Power Amplifier. Kit \$47.95. Wired \$72.95. Cover E-2 \$4.50.

HF30: 30-Watt Power Amplifier. Kit \$39.95. Wired \$62.95. Cover E-3 \$3.95.

NEW HF22: 22-Watt Power Amplifier. Kit \$38.95. Wired \$61.95. Cover E-2 \$4.50.

NEW HF14: 14-Watt Power Amplifier. Kit \$23.50. Wired \$41.50. Cover E-6 \$4.50.

MONAURAL INTEGRATED AMPLIFIERS (use 2 for STEREO)

HF52: 50-Watt Integrated Amplifier with complete "front end" facilities & Chicago Standard Output Transformer. "Excellent value"—Hirsch-Houck Labs. Kit \$69.95. Wired \$109.95. Cover E-1 \$4.50.

HF32: 30-Watt Integrated Amplifier. Kit \$57.95. Wired \$89.95. Both include cover.

HF20: 20-Watt Integrated Amplifier. "Well-engineered" — Stocklin, RADIO TV NEWS. Kit \$49.95. Wired \$79.95. Cover E-1 \$4.50.

HF12: 12-Watt Integrated Amplifier. "Packs a wallop"—POP. ELECTRONICS. Kit \$34.95. Wired \$57.95.

SPEAKER SYSTEMS (use 2 for STEREO)

HFS2: Natural bass 30-200 cps via slot-loaded 12-ft. split conical bass horn. Middles & lower highs: front radiation from 8 1/2" edge-damped cone. Distortionless spike-shaped super-tweeter radiates omni-directionally. Flat 45-20,000 cps, useful 30-40,000 cps. 16 ohms, HWD 36", 15 1/4", 11 1/2". "Eminently musical; would suggest unusual suitability for stereo."—Holt, HIGH FIDELITY. Completely factory-built: Walnut or Mahogany. \$139.95; Blonde, \$144.95.

HFS1: Bookshelf Speaker System, complete with factory-built cabinet. Jensen 8" woofer, matching Jensen compression-driver exponential horn tweeter. Smooth clean bass; crisp extended highs. 70-12,000 cps range. Capacity 25 w. 8 ohms. HWD: 11" x 23" x 9". Wiring time 15 min. Price \$39.95.

FM TUNER

HFT90: surpasses wired tuners up to 3X its cost. Pre-wired, pre-aligned, temperature-compensated "front end" — drift-free. Precision "eye-tronic" tuning. Sensitivity 1.5 uv for 20 db quieting — 6X that of other kit tuners. Response 20-20,000 cps ± 1 db. K-follower & multiplex outputs. "One of the best buys you can get in high fidelity kits." — AUDIOCRAFT KIT REPORT. Kit \$39.95*. Wired \$65.95*. Cover \$3.95.

EICO, 33-00 Northern Blvd., L. I. C. 1, N. Y. AC-10

SHOW ME HOW TO SAVE 50% on 60 models of top-quality equipment as checked below. Hi-Fi Test Instruments Ham Gear. Send FREE literature & name of neighborhood EICO dealer.

NAME
ADDRESS
CITY STATE

* LESS COVER, F. C. T. INCL.

Copyright 1958 by Electronic Instr. Co., Inc. 33-00 N. Blvd., L. I. C. 1, N. Y.

Recent PRESS COMMENT on the AR-2



audiocraft (Joseph Marshall)

"There are many systems, both large and small, whose claimed or casually measured curves will match that of the AR-2... The paradox is that in comparison with most of these the AR-2, on musical material, seems to have response about an octave lower.
"... low distortion seems to add another octave [of bass] to the AR-2 or, if you prefer, ... distortion takes an octave away from speakers with seemingly similar response curves."

review of recorded music (Fred Grunfeld)

"... too much cannot be said for the little AR-2's... they have a wonderfully natural quality—totally unlike the metallic timbre that mars so many top-ranking speakers. They are particularly the answer for anyone who demands a very clean string tone."

THE DIAPASON (Joseph S. Whiteford)

"... the problem of reproducing very low frequency organ tone without distortion or coloration was considerable. 'Electronic' sound would not do. Acoustic Research speaker systems [10 AR-2's installed permanently in a synthetic reverberation device at Christ Church, Cambridge, Mass.] provided an ideal solution."

PLAYBOY (John M. Conly)

"One exception to this rule: [of selecting a single-cone unit from among low-cost speaker systems] the Acoustic Research AR-2, at just under \$100, is a two-way speaker (tweeter and special air-supported woofer), of extraordinary smoothness. It is definitely a bargain."

AR-2 acoustic suspension speaker systems are \$89 to \$102, depending on cabinet finish. Literature is available for the asking.

ACOUSTIC RESEARCH, INC. 24 Thorndike St., Cambridge 41, Mass.



book reviews

by RICHARD D. KELLER

DC Circuit Analysis

Ed. by Alexander Schure; pub. by John F. Rider Publisher, Inc., New York; 70 pages; \$1.35, paper-bound.

This latest booklet in Rider's Electronics Technology Series provides the fundamental concepts of direct-current analysis including treatment of electric current, charge, resistance and conductance, Ohm's Law, wire gages, power and power dissipation, Kirchoff's Laws, superposition, and Thevenin's theorem. Mathematical treatment has been kept simple, yet thoroughly adequate, and step-by-step diagrams provide clear-cut concepts of the methodology involved in problem solutions. It is an excellent addition to the series.


Electronic Designers' Handbook

Robert W. Landee, Donovan C. Davis, and Albert P. Albrecht; pub. by McGraw-Hill Book Co., Inc., New York; 850 pages; \$16.50.

This engineering handbook is lucid, up-to-date, and thorough in its coverage of vacuum-tube applications, transmission lines, and antennas, but is quite sketchy on transistors. Generally self-explanatory, it contains many practical design examples, and will be found useful as a text.

Much is included in the way of new design data and design techniques on such topics as statistical and probability theory; graphical methods on inverse Laplace Transforms; design data for the optimum number of RC and LC ladder types of filter sections; extensive coverage and analysis of both voltage and power-amplifier fundamentals, graphical presentation of the amplitude and phase characteristics of RC parallel-T and RC bridged-T circuits and for constant-k and m-derived filter sections having dissipation; feedback theory fundamentals, and the principle methods of stability analysis and network analysis; and much more (23 big sections altogether) covering the over-all electronics field. The new graphical material is particularly noteworthy. In short, this appears to be a good handbook for the advanced engineer or student.

You've
been
asking for



stereo sound equipment... and here it is!



stereo tape deck kit

HEATHKIT
MODEL TR-1D \$143⁹⁵

Enjoy the wonder of Stereophonic sound in your own home! Precision engineered for fine performance, this tape deck provides monaural-record/playback and stereo playback. Tape mechanism is supplied complete. You build only the preamplifier. Features include two printed circuit boards—low noise EF-86 tubes in input stages—mic and hi-level inputs—push-pull bias-erase oscillator for lowest noise level—two cathode follower outputs, one for each stereo channel—output switch for instantaneous monitoring from tape while recording. VU meter and pause control for editing. Tape speeds 3 $\frac{3}{4}$ and 7 $\frac{1}{2}$ IPS. Frequency response ± 2 db 40-12,000 CPS at 7 $\frac{1}{2}$ IPS. Wow and flutter less than .3%. Signal-to-noise 55 db at less than 1% total harmonic distortion. NARTB playback equalization. Make your own high quality recordings for many pleasant listening hours.

stereo equipment cabinet kit

CENTER SECTION MODEL SE-1 \$149⁹⁵
SPEAKER WING MODEL SC-1L or R \$39⁹⁵ ea.

Beautifully designed, this stereo equipment cabinet has ample room provided for an AM-FM tuner—tape deck—preamplifier—amplifiers—record changer—record storage and speakers. Constructed of $\frac{3}{4}$ " solid core Philippine mahogany or select birch plywood, beautifully grained. Top has shaped edge and sliding top panel. Sliding doors for front access. Mounting panels are supplied cut to fit Heathkit units with extra blank panels for mounting your own equipment. Easy-to-assemble, all parts are pre-cut and pre-drilled. Includes all hardware, glue, legs, etc. and detailed instruction manual. Speaker wings and center unit can be purchased separately if desired. Overall dimensions with wings 82" W. x 37" H. x 20" D. Send for free details.



DELUXE AM-FM TUNER KIT

HEATHKIT
MODEL PT-1 \$89⁹⁵

Here is a deluxe combination AM-FM tuner with all the advanced design features required by the critical listener. Ideal for stereo applications since AM and FM circuits are separate and individually tuned. The 16-tube tuner uses three circuit boards for easy assembly. Pre-wired and pre-aligned FM front end. AFC with on/off switch—flywheel tuning and tuning meter.



STEREO PRE- AMPLIFIER KIT

HEATHKIT
MODEL SP-2 \$56⁹⁵

This unique two-channel control center provides all controls necessary in stereo applications. Building block design lets you buy basic single channel now and add second snap-in channel later for stereo without rewiring. 12 inputs each with level control—NARTB tape equalization—6 dual concentric controls including loudness controls—built-in power supply.



55 WATT HI-FI AMPLIFIER KIT

HEATHKIT
MODEL W-7M \$54⁹⁵

First time ever offered—a 55-watt basic hi-fi amplifier for \$1 per watt. Features EL-34 push-pull output tubes. Frequency response 20 CPS to 20 KC with less than 2% harmonic distortion at full output throughout this range. Input level control and "on-off" switch provided on front panel. Unity or maximum damping factors for all 4, 8 or 16 ohm speakers.



12 WATT HI-FI AMPLIFIER KIT

HEATHKIT
MODEL UA-1 \$21⁹⁵

Ideal for stereo applications, this 12-watt power package represents an outstanding dollar value. Uses 6BQ5/EL84 push-pull output tubes. Less than 2% total harmonic distortion throughout the entire audio range (20 to 20,000 CPS) at full 12-watt output. Designed for use with preamplifier models WA-P2 or SP-1. Taps for 4, 8 and 16 ohm speakers.

For complete information on above kits—Send for FREE FLYER.

HEATH COMPANY • a subsidiary of Daystrom, Inc. • Benton Harbor 18, Mich.

easy-to-build

high quality

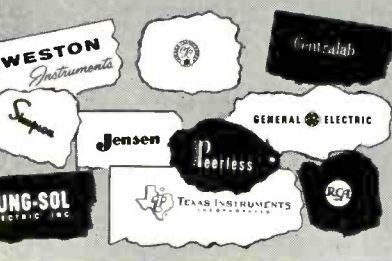

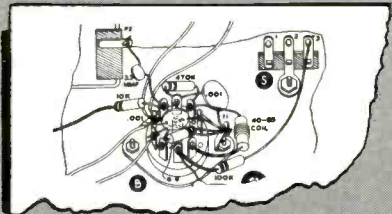
HEATHKITS®

Look . . . how simply you can assemble your very own high fidelity system! Fun-filled hours of shared pleasure, and an everlasting sense of personal accomplishment are just a few of the rewards. Heathkits cost you only HALF as much as ordinary equipment and the quality is unexcelled. Let us show you how easy it really is! . . .



✓ Install a .001 μ f disc condenser from socket B7 (NS) to ground lug B11 (NS). Cut the leads so that they are just long enough to reach and dress the condenser close to chassis, over the wires already present.

⌋ Connect a 470 K Ω resistor (yellow-violet-yellow) from socket B7 (S) (2) to B8 (NS). Mount as close to the socket as possible.



Step-by-Step Assembly Instructions . . .

Read the step . . . perform the operation . . . and check it off—it's just that simple! These plainly-worded, easy-to-follow steps cover every assembly operation.

Easy-to-follow Pictorial Diagrams . . .

Detailed pictorial diagrams in your Heathkit construction manual show where each and every wire and part is to be placed.

Learn-by-doing Experience For All Ages . . .

Kit construction is not only fun—but it is educational too! You learn about radio, electronic parts and circuits as you build your own equipment.

Top Quality Name-Brand Components Used in All Kits . . .

Electronic components used in Heathkits come from well-known manufacturers with established reputations. Your assurance of long life and trouble-free service.



HEATHKIT

bookshelf 12-watt amplifier kit

NEW

MODEL EA-2

\$28⁹⁵

There are many reasons why this attractive amplifier is a tremendous dollar value. You get many extras not expected at this price level. Rich, full range, high fidelity sound reproduction with low distortion and noise . . . plus "modern" styling, making it suitable for use in the open, on a bookcase, or end table. Look at the features offered by the model EA-2: full range frequency response (20—20,000 CPS \pm 1 db) with less than 1% distortion over this range at full 12 watt output—its own built-in preamplifier with provision for three separate inputs, mag phono, crystal phono, and tuner—RIAA equalization—separate bass and treble tone controls—special hum control—and it's easy-to-build. Complete instructions and pictorial diagrams show where every part goes. Cabinet shell has smooth leather texture in black with inlaid gold design. Front panel features brushed gold trim and buff knobs with gold inserts. For a real thrill the EA-2 will more than meet your expectations. Shpg. Wt. 15 lbs.


TIME PAYMENTS AVAILABLE ON ALL HEATHKITS WRITE FOR FULL DETAILS



chairside enclosure kit

NEW

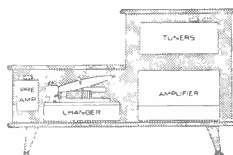
This beautiful equipment enclosure will make your hi-fi system as attractive as any factory-built professionally-finished unit. Smartly designed for maximum flexibility and compactness consistent with attractive appearance, this enclosure is intended to house the AM and FM tuners (BC-1A and FM-3A) and the WA-P2 preamplifier, along with the majority of record changers, which will fit in the space provided. Adequate space is also provided for any of the Heathkit amplifiers designed to operate with the WA-P2. During construction the tilt-out shelf and lift-top lid can be installed on either right or left side as desired. Cabinet is constructed of sturdy, veneer-surfaced furniture-grade plywood $\frac{1}{2}$ " and $\frac{3}{4}$ " thick. All parts are precut and predrilled for easy assembly. Contemporary available in birch or mahogany, traditional in mahogany only. Beautiful hardware supplied to match each style. Dimensions are 18" W x 24" H x 35 $\frac{1}{2}$ " D. Shpg. Wt. 46 lbs.



CE-1C Mahogany
CE-1CB Birch



CE-1T Mahogany
TRADITIONAL



CONTEMPORARY

Be sure to specify
model you prefer

\$43⁹⁵
each



HEATHKIT

high fidelity FM tuner kit

For noise and static free sound reception, this FM tuner is your least expensive source of high fidelity material. Efficient circuit design features stabilized oscillator circuit to eliminate drift after warm-up and broadband IF circuits assure full fidelity with high sensitivity. All tunable components are prealigned so it is ready for operation as soon as construction is completed. The edge-illuminated slide rule dial is clearly numbered for easy tuning. Covers complete FM band from 88 to 108 mc. Shpg. Wt. 8 lbs.

MODEL FM-3A \$26.95 (with cabinet)




HEATHKIT

broadband AM tuner kit

This tuner differs from an ordinary AM radio in that it has been designed especially for high fidelity. A special detector is incorporated and the IF circuits are "broadbanded" for low signal distortion. Sensitivity and selectivity are excellent and quiet performance is assured by a high signal-to-noise ratio. All tunable components are prealigned before shipment. Incorporates automatic volume control, two outputs, and two antenna inputs. An edge-lighted glass slide rule dial allows easy tuning. Your "best buy" in an AM tuner. Shpg. Wt. 9 lbs.

MODEL BC-1A \$26.95 (with cabinet)



HEATHKIT

master control preamplifier kit

Designed as the "master control" for use with any of the Heathkit Williamson-type amplifiers, the WA-P2 provides the necessary compensation, tone, and volume controls to properly amplify and condition a signal before sending it to the amplifier. Extended frequency response of $\pm 1\frac{1}{2}$ db from 15 to 35,000 CPS will do full justice to the finest program material. Features equalization for LP, RIAA, AES, and early 78 records. Five switch-selected inputs with separate level controls. Separate bass and treble controls, and volume control on front panel. Very attractively styled, and an exceptional dollar value. Shpg. Wt. 7 lbs.

MODEL WA-P2 \$19.75 (with cabinet)

pioneer in
"do-it-yourself"
electronics



a subsidiary of Daystrom, Inc.

HEATH

COMPANY • BENTON HARBOR 18, MICHIGAN



HEATHKIT 25-WATT

MODEL W-5M

\$59⁷⁵



HEATHKIT 70-WATT

MODEL W-6M

\$109⁹⁵

high fidelity amplifier kits


To provide you with an amplifier of top-flight performance, yet at the lowest possible cost, Heath has combined the latest design techniques with the highest quality materials to bring you the W-5M. As a critical listener you will thrill to the near-distortionless reproduction from one of the most outstanding high fidelity amplifiers available today. The high peak-power handling capabilities of the W-5M guarantee you faithful reproduction with any high fidelity system. The W-5M is a must if you desire quality plus economy! Note: Heathkit WA-P2 preamplifier recommended. Shpg. Wt. 31 lbs.

For an amplifier of increased power to keep pace with the growing capacities of your high fidelity system, Heath provides you with the Heathkit W-6M. Recognizing that as loud speaker systems improve and versatility in recordings approach a dynamic range close to the concert hall itself, Heath brings to you an amplifier capable of supplying plenty of reserve power without distortion. If you are looking for a high powered amplifier of outstanding quality, yet at a price well within your reach, the W-6M is for you! Note: Heathkit model WA-P2 preamplifier recommended. Shpg. Wt. 52 lbs.

HEATHKIT DUAL-CHASSIS

MODEL W3-AM


\$49⁷⁵



HEATHKIT SINGLE-CHASSIS

MODEL W4-AM

\$39⁷⁵



HEATHKIT

high fidelity amplifier kits

One of the greatest developments in modern hi-fi reproduction was the advent of the Williamson amplifier circuit. Now Heath offers you a 20-watt amplifier incorporating all of the advantages of Williamson circuit simplicity with a quality of performance considered by many to surpass the original Williamson. Affording you flexibility in custom installations, the W3-AM power supply and amplifier stages are on separate chassis allowing them to be mounted side by side or one above the other as you desire. Here is a low cost amplifier of ideal versatility. Shpg. Wt. 29 lbs.

In his search for the "perfect" amplifier, Williamson brought to the world a now-famous circuit which, after eight years, still accounts for by far the largest percentage of power amplifiers in use today. Heath brings to you in the W4-AM a 20-watt amplifier incorporating all the improvements resulting from this unequalled background. Thousands of satisfied users of the Heathkit Williamson-type amplifiers are amazed by its outstanding performance. For many pleasure-filled hours of listening enjoyment this Heathkit is hard to beat. Shpg. Wt. 28 lbs.

HEATHKIT

high fidelity amplifier kit

MODEL A-9C **\$35⁵⁰**



For maximum performance and versatility at the lowest possible cost the Heathkit model A-9C 20-watt audio amplifier offers you a tremendous hi-fi value. Whether for your home installation or public address requirements this power-packed kit answers every need and contains many features unusual in instruments of this price range. The preamplifier, main amplifier and power supply are all on one chassis providing a very compact and economical package. A very inexpensive way to start you on the road to true hi-fi enjoyment. Shpg. Wt. 23 lbs.

HEATHKIT

electronic crossover kit

MODEL XO-1 **\$18⁹⁵**



One of the most exciting improvements you can make in your hi-fi system is the addition of this Heathkit Crossover model XO-1. This unique kit separates high and low frequencies and feeds them through two amplifiers into separate speakers. Because of its location ahead of the main amplifiers, IM distortion and matching problems are virtually eliminated. Crossover frequencies for each channel are 100, 200, 400, 700, 1200, 2000 and 3500 CPS. Amazing versatility at a moderate cost. Note: Not for use with Heathkit Legato Speaker System. Shpg. Wt. 6 lbs.



NEW LOW PRICE!



"LEGATO"

high fidelity speaker system kit

Wrap yourself in a blanket of high fidelity music in its true form. Thrill to sparkling treble tones, rich, resonant bass chords or the spine-tingling clash of percussion instruments in this masterpiece of sound reproduction. In the creation of the Legato no stone has been left unturned to bring you near-perfection in performance and sheer beauty of style. The secret of the Legato's phenomenal success is its unique balance of sound. The careful phasing of high and low frequency drivers takes you on a melodic toboggan ride from the heights of 20,000 CPS into the low 20's without the slightest bump or fade along the way. The elegant simplicity of style will complement your furnishings in any part of the home. No electronic know-how, no woodworking experience required for construction. Just follow clearly illustrated step-by-step instructions. We are proud to present the Legato—we know you will be proud to own it! Shpg. Wt. 195 lbs.




MODEL HH-1-C
(imported white birch)
MODEL HH-1-CM
(African mahogany)
\$299⁹⁵ each



**HEATHKIT
BASIC RANGE**

**HEATHKIT
RANGE EXTENDING**



high fidelity speaker system kits

MODEL **\$39⁹⁵**
SS-2

A truly outstanding performer for its size, the Heathkit model SS-2 provides you with an excellent basic high fidelity speaker system. The use of an 8" mid-range woofer and a high frequency speaker with flared horn enclosed in an especially designed cabinet allows you to enjoy a quality instrument at a very low cost. Can be used with the Heathkit "range extending" (SS-1B) speaker system. Easily assembled cabinet is made of veneer-surfaced furniture-grade 1/2" plywood. Impedance 16 ohms. Shpg. Wt. 25 lbs.

Designed to supply very high and very low frequencies to fill out the response of the basic (SS-1) speaker, this speaker system extends the range of your listening pleasure to practically the entire range of the audio scale. Giving the appearance of a single piece of furniture the two speakers together provide a superbly integrated four speaker system. Impedance 16 ohms. Shpg. Wt. 80 lbs.

MODEL **\$99⁹⁵**
SS-1B

Free Catalog!

Don't deprive yourself of the thrill of high fidelity or the pleasure of building your own equipment any longer. Our free catalog lists our entire line of kits with complete schematics and specifications. Send for it today!



HEATH

COMPANY • BENTON HARBOR 18, MICHIGAN

*pioneer in
"do-it-yourself"
electronics*

D a subsidiary of Daystrom, Inc.

- Please send the Free HEATHKIT catalog.
- Enclosed is 25c for the New HI-FI book.

name _____

address _____

city & state _____

ALSO SEND THE FOLLOWING KITS:

QUANTITY	ITEM	MODEL NO.	PRICE

Enclosed find \$..... Please enclose postage for parcel post—express orders are shipped delivery charges collect. All prices F.O.B. Benton Harbor, Mich. NOTE: Prices subject to change without notice.

An important announcement for everyone considering a small-space wide-range speaker system . . . monaural or stereo

ACTUAL TESTS PROVE

University RRL*

ULTRA LINEAR RESPONSE SYSTEMS

SUPERIOR

Compared with competitive widely publicized high compliance small-space systems

AT \$40 to \$85 SAVING



RRL systems use a specially designed acoustic coupler to load the new University high compliance woofer, enabling it to radiate tremendous bass energy with only small cone excursions. This achieves greater linearity and virtually eliminates distortion. Tweeter response, carefully matched to the woofer's acoustic output, is smooth and flat to beyond 20,000 cps. Result: better bass, cleaner treble, smoother response than any competitive small-space, high compliance units based on totally sealed enclosures using "air spring" capacitance loading.

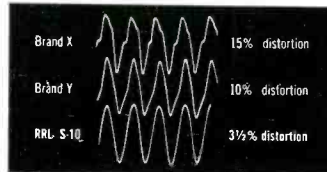
*RRL - Radiation Resistance Loading

PROOF OF SUPERIORITY

. . . as demonstrated by actual comparative measurements* of University Model S-10 RRL ultra linear response system . . . and widely publicized competitive brands X and Y, under identical conditions.

75% LESS BASS DISTORTION

Distortion measured at 30 cycles with equal sound output for all systems.



The highly efficient S-10 requires only 1/4 of the cone excursion of Brands X and Y to produce the same sound output. Result: greater inherent linearity and 75% less distortion.

Brands X and Y reach overload conditions 4 times sooner (6 db) than the S-10. Bass distortion at higher sound levels is therefore considerably greater with X and Y than with the S-10.

LOWER POWER REQUIREMENTS

Measured average of acoustic energy in 30-100 cps range, demonstrated that Model S-10 performed . . .

4 db better than Brand X
2 db better than Brand Y

This test shows that the S-10 is, in effect, 100% more sensitive. (The ultra linear response systems will fill any average room with sound above normal listening level, using any high quality low power high fidelity amplifier.)

* HOW TESTS WERE CONDUCTED

Frequency response was obtained in an anechoic chamber, using a calibrated Western Electric 640AA Microphone and RA-1095 Amplifier, a General Radio Model 1304B Beat Frequency Oscillator and a Sound Apparatus Model FRA Graphic Recorder.

Distortion was measured with a Hewlett-Packard Model 330B Distortion Analyzer. The speakers were driven from a Hewlett-Packard Model 200AB Audio Oscillator, feeding a McIntosh 50-watt Power Amplifier.

GREATER SAVINGS WITH STEREO!

These RRL systems incorporate an exclusive University woofer feature . . . a *dual voice coil* . . . that receives the fully separated bass energy from both stereo channels and provides authentic full bass response without need for expensive or complicated networks, or an additional woofer and woofer enclosure. Thus you can have a complete stereo speaker system consisting of one RRL S-10 and a matching stereo adapter (speaker system with bass response attenuated below the 150 to 200 cycle range) for approximately the same cost as a single monaural Brand X and less than a single monaural Brand Y.

WIDER FREQUENCY RESPONSE

Brand X 7 db down at 15,000 cps
Brand Y 2 db down at 15,000 cps
RRL S-10 flat to beyond 20,000 cps

Measured average acoustic energy, 7000-20,000 cps, for equal power inputs, demonstrates that Model S-10 performs . . .

5 db better than Brand X
2 db better than Brand Y

Ultra linear response systems are not handicapped by the treble deficiencies common to competitive systems. With clean program material, the remarkably flat response and exceptionally true reproduction of upper harmonics by the S-10 result in amazingly realistic reproduction without "harshness." A Program Distortion Filter is provided which can be switched into the circuit to correct for inferior radio programs, worn records, tapes, etc.

NO "DAMPING FACTOR" PROBLEMS

Model S-10 RRL will work at maximum effectiveness with any modern (low internal impedance) high fidelity amplifier. No damping factor adjustment at all is needed, whereas both Brands X and Y require optimum settings. If an amplifier does not have this control the performances of Brands X and Y may be adversely affected.

ALL THIS...AND MAJOR COST SAVINGS TOO!

You don't pay a premium for RRL's improved quality and performance. University's superior design and manufacturing know-how has resulted in substantial cost savings to the consumer. Compare for yourself!

Brand X over \$180
Brand Y over \$220
RRL Model S-10 \$139

ALREADY THE ACCEPTED LEADER

At WFUV-FM, pioneering stereo in New York City via FM-Multiplex, RRL systems have been selected for studio monitoring and public demonstrations. Fred Waring chose RRL systems for his latest nationwide high fidelity concert tour. "Research House, 1958" of Beverly Hills, California, awarded its Seal of Research Approval to the RRL systems for their beautiful design as well as quality performance. The undeniable superiority of the RRL ultra linear response speaker systems has been recognized by all authorities who know music and whose work demands the finest in speaker systems.

Hear these magnificent speaker systems at your dealer . . . soon!




University sounds better



UNIVERSITY LOUDSPEAKERS, INC., 80 SO. KENSICO AVE., WHITE PLAINS, N. Y.

AUDIOCRAFT MAGAZINE

**ONLY FROM UNIVERSITY... A
FULL LINE OF RRL ULTRA LINEAR
RESPONSE SYSTEMS AND KITS**



**Outstanding for monaural—ideal as a stereo pair
Model S-10 2-WAY SYSTEMS**


Components of the S-10 comprise the new 12" C-12HC high compliance, dual voice coil woofer, employed with the UL/HC 2500 cps tweeter and the special matched-level HC-2 crossover network. Also includes the Program Distortion Filter to correct for stridency of inferior radio programs, worn records, tapes, etc. The enclosure is constructed of extra heavy ¾" furniture hardwoods. Gracefully styled to harmonize with any decor. Model S-10H is for upright use; S-10L, lowboy. Cabinet base removable for shelf, bookcase, or built-in applications. 24" x 14" x 14½" deep. Shpg. wt., 51 lbs. **User net: Mahogany—\$139.00, Blond or Walnut—\$143.00.**

**...And greater efficiency, greater RRL advantages
Model S-11 3-WAY SYSTEMS**

The S-11 truly stands *alone* in its field! It cannot be compared with any other existing high compliance system... but only with the most elaborate speaker systems, such as University's famed "Classic." Its handsome compact RRL enclosure houses the new heavy duty high compliance 15" C-15HC dual voice coil woofer. The new HC-3 network provides 500 cps crossover to the 2-way Diffusicone-8 Diffaxial for mid-range and 2500 cps crossover to the special UL/HC Hypersonic Tweeter for response to beyond audibility. The unique Program Distortion Filter and "balance" control complete this magnificent system. Model S-11H is for use as upright; Model S-11L, as lowboy. 26¾" x 19½" x 17½" deep. Shpg. wt., 80 lbs. **User net: Mahogany—\$245.00, Blond or Walnut—\$249.00.**

FOR EVEN GREATER SAVINGS...

Ultra Linear component kits CUL-10, CUL-11
Enjoy the satisfaction of assembling your own superb Ultra Linear Response system along with the added savings thus made possible. Speaker Kit CUL-10 comprises the identical components of Model S-10; speaker kit CUL-11, the components of Model S-11. Both kits are furnished with all wiring cables and complete easy-to-follow instructions for building and installing your own RRL enclosure. **User net: CUL-10 — \$88.50, Shpg. wt., 15 lbs. CUL-11 — \$164.50. Shpg. wt., 37 lbs.**



UNIVERSITY LOUDSPEAKERS, INC., WHITE PLAINS, N.Y.

**Electronic
Firsts**



by **MONROE UPTON** Author of
"Electronics for Everyone"

DR. LEE DE FOREST applied for a patent on his grid Audion, today's *triode*, in January of 1907. The little Audion was the culmination of a long search for a better detector of radio's dot-and-dash signals. He was seeking a detector that would not only rectify the received signal but amplify it to some extent as well. That he had succeeded was obvious from the reports of its first users, U.S. Navy operators, whose headphones delighted them with louder signals than they had ever heard before. The Audion was sealed in a small wooden box with a filament rheostat. Finding that twisting the rheostat knob increased signal strength, the operators overdid it and burned out the filaments, whereupon the supply clerk ruled, "No more Audions."

Although De Forest claimed "amplification at all frequencies" in his patent application, he didn't get around to developing a separate amplifier until 1912, and then it was for long-distance telephone circuits. He tells in his autobiography how the idea of an Audion telephone repeater (amplifier) first came to him (*Father of Radio*, Wilcox and Follett Co., Chicago, 1950).

"That spring (1907) I was visited by a magician, Carl Anderson by name, who was interested in staging a little mind-reading act wherein he could, while passing among the audience and asking questions or receiving answers, transmit what was said *sotto voce* by means of a small microphone concealed in his clothing, with wires extending down his trouser legs to spikes in the soles of his shoes. Beneath the aisle carpet were to be laid two sets of copper strips, the ends of which would be connected through a battery to a headphone concealed under the hair of his assistant, a lady standing or seated upon the stage. All his attempts to accomplish this so far had been futile, due to the extremely weak signals received.

"I reasoned then that since the Audion was a very sensitive wireless telegraph detector, it might also be adapted to serve as a wire-telephone amplifier, or repeater. I made some experiments at that time along these lines, and the results, although not very satisfactory to Professor Anderson, convinced me that the little Audion was actually a telephone repeater as well as a detector."



**James Melton
makes his tape recordings on**

irish
BRAND
ferro-sheen
recording
tape

**That alone is not the reason
why you should use**

irish
BRAND
ferro-sheen
recording
tape

Here's why you should use

irish
BRAND
ferro-sheen
recording
tape:

**It's the best-engineered tape
in the world...**

...gives you better highs...better lows... better sound all around! Saves your tape recorder, too—because the **irish FERRO-SHEEN** process results in smoother tape...tape that can't sand down your magnetic heads or shed oxide powder into your machine. Price? Same as ordinary tape!




Available wherever quality tape is sold.
ORRadio Industries, Inc., Opelika, Alabama
Export: *Morhan Exporting Corp., New York, N. Y.*
Canada: *Atlas Radio Corp., Ltd., Toronto, Ontario*



Audionews

STEREO FLUXVALVE

Pickering and Company has announced that its Fluxvalve cartridge is now available in a stereo version, the *Model 371D Stanton*. It contains two magnetic systems with a magnetic discriminator which is said to attenuate interchannel interference by more than 20 db. Frequency response is reported to be flat within 2 db from 10 to 30,000 cps for




Pickering 371D stereo cartridge.

both stereo and monophonic use. Four-pin signal-cable connection provides flexibility of application. The replaceable T-Guard stylus assembly contains all of the moving parts of the system. The 371D is supplied with a 0.7-mil diamond and sells for \$29.85.

FISHER STEREO PREAMP

Completely self-powered and self-contained on one chassis, Fisher Radio's *PR-66* stereophonic preamplifier and equalizer is both small in size and low in price: 8 by 1 7/8 by 5 1/2 in., and



PR-66 stereo preamplifier.

\$29.95, respectively. The unit was designed for remote operation and has no controls. Necessary preamplification for low-level stereophonic cartridges and equalization for stereo records are provided. With a simple modification, the PR-66 may be used as a preamplifier-equalizer for direct connection from stereo tape-playback heads, or as a two-

channel preamp for two microphones. Monophonically, it serves as a two-channel preamplifier for two low-level monophonic phono cartridges, tape-playback head, or microphone. Two inputs and two outputs for connection to an audio control and an AC hum-balance potentiometer are also provided.

PACO EQUIPMENT

The PACO Electronics Company has announced that the PACO line of test-equipment kits will now be available optionally and at extra cost in prewired, tested, and calibrated form.

STEREO ARM AND CARTRIDGE

H. H. Scott and the London Recording Laboratories have combined forces to develop a new magnetic stereophonic pickup arm and cartridge designated the *Mark 1* and being marketed by H. H. Scott, Inc. Manufacturer's specifications include: compliance — 3.5×10^{-4} cm/dyne; frequency response — 20 to 18,000



Stereo arm and cartridge.

cfs, ± 2 db; shielded construction for minimum hum; impedance — 4,000 ohms per channel at 400 cps; crosstalk — better than —20 db. Price is \$89.95 including arm rest, connecting cables, mounting hardware, and templates.

HEATHKIT AMPLIFIER

The circuit of the Heath *EA-2* 12-watt bookshelf amplifier kit uses miniature tubes including EL84 output tubes in a push-pull tapped-screen output circuit. A built-in preamp provides inputs for mag phono, crystal phono, and tuner; the mag-phono input features RIAA equalization. There are separate BASS


Heath 12-watt control amplifier.



and TREBLE controls and a back-panel HUM BALANCE control. A frequency response of ± 1 db from 20 to 20,000 cps, harmonic distortion of less than 1%, and IM of less than 1.5% at 12 w output are claimed. The amplifier has a black and gold vinyl-clad steel cover which is resistant to scuffing, wear, abrasion, and chemicals; it measures 12 1/2 by 8 3/16 by 4 3/8 in., and sells for \$27.95.

PARTRIDGE TRANSFORMERS

A four-page booklet describing the Partridge *P-5000 Series* of high-fidelity output transformers is available through



Partridge output transformer.

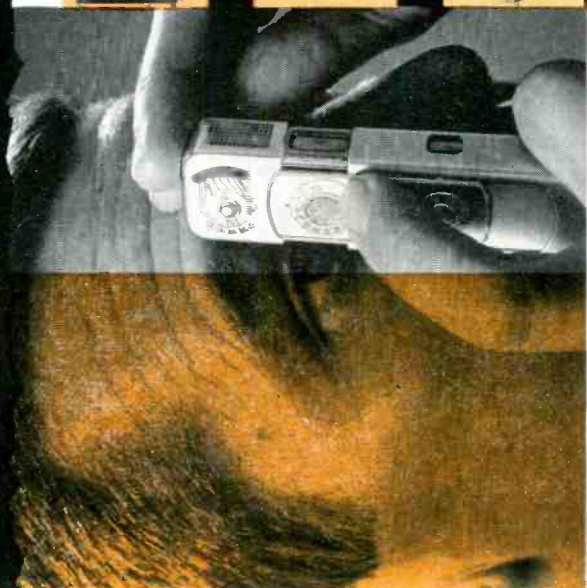
Swedgal Electronics, the U.S. distributor for Partridge products. Besides technical information, an interchangeability guide is included.

FOUR-TRACK STEREO PLAYBACK

Ampex Audio has announced availability of the *Universal A 900 Series* tape recorder and reproducer. The unit will record and playback monophonically, and will play two- and four-track stereo tapes. Two speeds of operation (3 3/4 and 7 1/2) are provided. Ampex claims an unusually high standard of reproduction at the lower speed. A conversion is available to owners of "A" Series recorders so that they may use their present machines for playing the four-track tapes.

For more information about any of the products mentioned in Audionews, we suggest that you make use of the Product Information Cards bound in at the back of the magazine. Simply fill out the card, giving the name of the product in which you're interested, the manufacturer's name, and the page reference. Be sure to put down your name and address too. Send the cards to us and we'll send them along to the manufacturers. Make use of this special service; save postage and the trouble of making individual inquiries to a number of different addresses.

step UP your speaker system with **ELECTRO-VOICE BUILDING-BLOCK KITS**



first, choose an acoustically-perfect Electro-Voice factory-assembled enclosure or a do-it-yourself enclosure kit

		
E-V Coronet net \$15.50	E-V Regency net \$130 E-V Regency 6114 Kit net \$13	E-V Empire net \$99 E-V Empire KD5 Kit net \$51
		
E-V Baronet net \$45 E-V Baronet KD7 Kit net \$26	E-V Marquis net \$77 or its along-the-wall counterpart the new E-V Marquis net \$63	

second, choose an Electro-Voice full-range coaxial two-way speaker

					
SP00 net \$79.00	SP12B net \$35	SP12 net \$66	SP13B net \$43	SP13 net \$89	

STEP ONE add-on an Electro-Voice high-frequency Building-Block Kit for a separate two-way system

		
BB1 BUILDING-BLOCK KIT includes T35B Super-Sonax VHF Driver, X36 Crossover, AT137 Level Control, Wiring Harness. net \$37	BB2 BUILDING-BLOCK KIT includes T35 Super-Sonax VHF Driver, X36 Crossover, AT137 Level Control, Wiring Harness. net \$50	BB3 BUILDING-BLOCK KIT includes T10A Driver, 8HD Horn, X8 Crossover, AT37 Level Control, Wiring Harness. net \$86

or start with an Electro-Voice integrated three-way speaker (equivalent to coaxial plus high-frequency driver)

			
12TRXB net \$66	12TRX net \$125	15TRXB net \$79	15TRX net \$149

STEP TWO add-on an Electro-Voice mid-range Building-Block Kit for a separate three-way system, the ultimate in high fidelity reproduction

	
BB3 BUILDING-BLOCK KIT includes T10A Driver, 8HD Horn, X8 Crossover, AT37 Level Control, Wiring Harness. net \$86	BB4 BUILDING-BLOCK KIT includes T25A Driver, 8HD Horn, X8 Crossover, AT37 Level Control, Wiring Harness. net \$114



STEREO'S STANDARD

Electro-Voice

® FOREMOST IN ELECTRO-ACOUSTICS—Microphones, Phono-Cartridges, High Fidelity Loudspeakers and Enclosures, Public Address Speakers, Marine Instruments, EVI Professional Electronic Instruments and Military Material.
ELECTRO-VOICE, INC., Buchanan, Michigan

Electro-Voice has the industry's most complete and versatile line of speakers, enclosures, and kits. Ask your high fidelity dealer or write E-V for complete information on how to step-up your system.

Picture your speaker system with E-V Building-Block Kits.* You can start with a single, full-range Electro-Voice Loudspeaker and expand it step-by-step to a multi-way system as your budget permits.

Electro-Voice enclosures are ready for future addition of high-frequency and mid-range speakers. Your E-V enclosure can never be obsolete because there's *always* room to expand your system.


*E-V Building-Block Kits may also be used with some non-E-V quality enclosures. Ask your high fidelity specialist or write Electro-Voice for details.

Two Kits to a Separate Three-Way System

1. Start with an Electro-Voice full-range coaxial speaker. Then, when your budget permits, add-on the correct E-V high-frequency Building-Block Kit to give you a separate two-way system; later add-on the E-V mid-range Building Block Kit for a superlative separate three-way system.
2. Or, begin your system with an E-V integrated 3-way speaker, merely add-on the E-V mid-range Building-Block Kit to achieve a separate three-way system.

Of course, you can purchase a complete three-way system composed of low-frequency driver, high-frequency driver BB Kit, and mid-range driver BB Kit.

Tomorrow's Sound In Music...TODAY




THE 400

THE FISHER


Stereophonic




101-R



30-C



X-101



PR-66

LOOK TO FISHER FOR LEADERSHIP! For more than two decades, FISHER engineering skill has regularly produced basic developments that have set the pace in high fidelity.

Now, FISHER again takes the lead in the development of STEREOPHONIC sound. The most advanced features—*features you had not expected for years to come*, are yours to enjoy TODAY in every instrument bearing the name—FISHER.

THE FISHER "400"—Stereophonic Master Audio Control with virtually unlimited stereo and monaural uses. Equalization for records and tapes; Push-Button Function Selector; Cross-Over Network; Rumble Filter; Record-Monitor facilities. 16 inputs, 4 outputs.

THE FISHER 101-R—Stereophonic Gold Cascode FM-AM tuner. Separate FM and AM tuners on one chassis with separate MicroRay Tuning Indicators. For FM-AM stereo, FM-multiplex, FM and AM monaural. Automatic interstation muting. AM Bandwidth Selector.

THE FISHER 30-C—Master Audio Control for a second, stereo channel—or for a monaural system. 6 inputs. Record and Monitor facilities. Phono and tape equalization. Microphone Preamplifier. Rumble Filter, Loudness Contour, Bass and Treble tone controls.

THE FISHER X-101—Stereophonic Master Control and Amplifiers. 32 watts of power, 75-watt peaks. 8-Position Function Selector; Equalization, Channel Balance, and Record-Monitor facilities. Loudness Contour, Rumble Filter. Full-range, Bass and Treble controls.

THE FISHER PR-66—Stereophonic, dual-channel phono preamplifier for stereo and monaural applications. Equalized for the new stereo records. Use as a tape or microphone preamplifier, stereo or monaural. Hum, noise and crosstalk are inaudible.

WRITE TODAY FOR COMPLETE SPECIFICATIONS



FISHER RADIO CORPORATION · 21-31 44th DRIVE · LONG ISLAND CITY 1, N. Y.

Readers'
Forum



Gentlemen:

I would like to take some exception to certain comments and assumptions made in Joel Ehrlich's comprehensive "Stereo-Cartridge Roundup" in the August issue.

It seems that the old question of record changers versus turntables is being thrashed around without too much regard to the facts involved. While it is certainly true that vertical rumble must now be taken into greater consideration, this consideration becomes applicable for *all* record-playing equipment whether it be record changers *or* turntables. There are just as many turntables that must be improved for stereo as record changers.

After these improvements are made, there is no valid reason why any of the cartridges shown in Mr. Ehrlich's article



could not be used in record changers with complete satisfaction and in accordance with the manufacturer's specifications. To take one example, the very fine ESL cartridge is shown as not recommended for changers. After reading the article, I requested Mr. John McConnell, vice president of ESL, and Mr. Herb Horowitz, chief engineer of ESL, to take one of our Collaro stereo changers and let us know exactly what specifications were not being met as far as the correct operation of their cartridge was concerned. They checked the changer with their Gyro-Jewel stereo cartridge for rumble, signal-to-noise, arm tracking, and tripping. All requirements were met well within ESL's specifications.

To sum up, we feel that the arbitrary

Continued on page 44

Hi-Fi at Brussels--Audio Shows-- An Anniversary

ONE complaint voiced quite often about the American exhibition at the Brussels World Fair concerns the shoddy treatment given high-fidelity equipment. There is quite a lot of space devoted to ready-to-hear "hi fi's," but the few genuine high-quality components have been incorporated into such exhibits as the fashion ramp, the modern kitchen, and so on.

Readers of this magazine, in particular, will be glad to know that something has been done about it. A group of dedicated hi-fiers persuaded the State Department to let it use the 1,100-seat theatre, attached to the American Pavilion, for demonstrations of component high fidelity. Involved in this project were both amateur and professional enthusiasts: Donald B. Davis, whose primary affiliation has been with the Christian Science Church, and his wife, Carolyn P. Davis; George Petry, Jr.; and William H. Bell, proprietor of The Music Box in Wellesley, Massachusetts. They secured the co-operation also of several component manufacturers and of Sabena Airlines, which scheduled a special DC-7 flight to cart approximately a ton of equipment to Brussels for them.

The equipment was chosen, they emphasize, to be *representative* of the best American hi-fi components. It consisted of Ampex tape machines, Fairchild turntables, arms, and cartridges, Klipsch speaker systems and special microphones, Marantz amplifiers and preamp-control units, and H. H. Scott tuners. Irish raw tape, and Mercury recorded tapes and records, were used. With this impressive complement they could have live recording and playback demonstrations, and play both monophonic and stereo discs and recorded tapes. As this was written they were hoping to arrange stereo broadcasts with some European stations.

They were promised the American Theatre for a week beginning August 26, with an extension if attendance at the exhibit was satisfactory. When we last spoke to Messrs. Davis and Bell they were confident that interest would be sufficient to warrant an extension. So are we. There are tentative plans for the Institute of High Fidelity Manufacturers to sponsor an exhibit of this equip-

ment at the New York High Fidelity Music Show, September 30 through October 4 at the New York Trade Show Building, provided it is successful in Brussels.

It should be mentioned that no one is actually sponsoring this group in its sojourn in Brussels. The members are going it on their own simply because they believe our high-fidelity industry should be more adequately represented to the world than it has been at the American exhibition. They deserve our support and heartfelt thanks, and our best wishes for an SRO success.

SPEAKING of audio shows, there have been some changes since the list was published in our August issue. *New dates and/or places* are in effect for the following shows:

St. Louis, Missouri, October 17-19,

Ambassador Kingsway Hotel.

Indianapolis, Indiana, October 31-

November 2, Hotel Antlers.

Minneapolis, Minnesota, January 16-18,

Leamington Hotel.

The following shows should be *added* to the list:

Kansas City, Missouri, October 24-26, Bellerive Hotel.

Columbus, Ohio, October 31-November 2, Neil House.

Cleveland, Ohio, November 14-16, Hotel Carter.

WITH this issue AUDIOCRAFT will have reached the end of its third year of publication. We don't intend to blow any bugles on this occasion. Instead, we'll let the editorial progress we've made since the first issue speak for itself, and simply point out that several of our innovations have been given that most sincere form of flattery: superficial imitation in other magazines. We hope that before long we'll be able to make AUDIOCRAFT *bigger* (that depends on advertising), and certainly we will continue our efforts to make it even better. To the latter end we have several possibilities under consideration; the only thing we can say right now is that you'll hear about them soon. And finally, we'd like to give thanks and proper credit to those who have really shaped the magazine as it is now: you, the readers.

— R.A.

How compatible are

Part II: Wear on stereo cartridges and discs

WHEN LP's were first introduced, questions were asked immediately about the life expectancy of the new records, the life expectancy of the micro-groove stylus, and how to improve both. Now the same questions are being asked about stereo records and pickups. This article was undertaken to find the answer on a practical level.

Before going into detail, however, I would like to point out that there are currently some experiments being conducted to find better materials for records. One of these materials, interestingly enough, is less expensive than vinyl; it is harder than vinyl, tougher than a plate of steel of equal thickness, and has a smoother and better-lubricated surface than any record material thus far used. In fact, it "rings" in a manner similar to fine steel when dropped on end. But this is still experimental and, if it should be used in this industry, it will not be for the next four or five years. It is simply something to look forward to.

When I first started to prepare this article and the one which preceded it, I asked a good many people what their experience had been with stereo records. I was surprised to hear a number of complaints that cartridges gouged the record grooves. Some attributed this to the stereo records; most, however, blamed the cartridges. I had several cartridges

on hand, and none had ever shown such an unfortunate tendency. One popular magnetic stereo cartridge was cited often for this offense, and it happened to be of a make I liked particularly well. To make sure I had not gotten a good one inadvertently, I tried five others; four were perfect, but one gouged records. As a record was played, the grooves were seen to be grey behind the stylus—clearly, badly damaged.

I now had six of these cartridges, only one of which was bad. Why was it bad? What caused the damage? I examined the cartridge carefully and found that the cantilever (the metal strut upon which the stylus is mounted, sometimes called the shank) was not aligned properly. In other words, the cantilever was twisted, causing the stylus to bear against one wall of the record groove. But this should cause only severe distortion, not groove damage. Upon further examination the cantilever was seen also to have a back angle, which would tend to make the stylus dig into the vinyl groove wall.

Obviously, if the stylus had been in this condition at the factory, it never would have passed final inspection. It must have been damaged in shipment. Now, was this a trouble that would occur only in this cartridge? I examined my other cartridges and found nothing wrong with any of them. But I had found nothing wrong with my first

sample of this one either. A call to Capitol Records (which had been cooperating with me in the preparation of these articles) informed me that the same difficulty had been found with a widely used piezoelectric stereo cartridge—the same cartridge that one cutter manufacturer uses in development work because of its high quality!

I checked my sample of this cartridge again, and it was perfectly all right. Then I bought eight more; of these, three were defective, causing the same type of record damage as the defective magnetic. A few days later a friend brought me a different type of cartridge with the same kind of defect, and then I received a cartridge of still another type in similar condition. Undoubtedly, this could happen to any cartridge. The questions remaining were how could it be spotted, how could it be cured, and how could it be prevented?

Stereo cartridges are somewhat more fragile than their conventional monophonic counterparts. The stylus has to drive two channels, and, in the attempt to keep moving mass comparable to that in a monophonic unit, much of the metal on the cantilever has been removed. In part, this is the reason the trouble occurs so easily. However, exercising a good deal of care and caution, I found the stylus shank could be bent into proper shape in all cases. Except for the Sonotone, on all the cartridges I tested the styli should be vertical when properly positioned. On the Sonotone it should have a small back angle; this is illustrated in the installation sheet. The cartridges I tested were the Shure Professional Stereo Dynetic, Audiogersh Stereotwin, ESL Gyro Jewel, Pickering Stanton 45/45 Stereo Fluxvalve, Sonotone 8T, Electro-Voice 21-D, and Ronette Bino-fluid. Again, on all these cartridges except the Sonotone 8T, the stylus should be perpendicular to the record from all angles.

Now let's turn to the question of wear on stereo records incidental to normal

*Exhaustive life tests on stereo discs
and cartridges have unearthed revealing
guides to longer wear which
every record listener should read.*

STEREO DISCS



by JOEL EHRLICH

use. That is, of course, one of the main subjects of this series of tests.

Using cartridge manufacturer's recommended stylus force, I found that most stereo records had a useful life, in a package "hi fi," of well over 250 plays. Since all these packages incorporated changers, I thought that this figure could be improved on. But before looking into that, I ran a series of tests using record changers (the same types as were in the packages, as well as others) and, to my surprise, found that 50 plays were gained before the noise became severe. The only difference was that the changers were mounted outside the cabinets. The decreased record life was attributed to feedback from the speaker to the changer, causing stylus motion with relation to the disc, and resultant extra wear.

With the same changers and cartridges, records of the same type had a useful life of some 150 plays on a component amplifier-speaker system. Evidently the better high-frequency response of the component system and the lower distortion of the reproduction decrease listeners' ability to tolerate record wear. These figures were improved only slightly when the tests were repeated with turntables and high-quality tone arms. Similarly, there was little difference in results between cartridges—including the crystal and ceramic types. Incidentally, there were no "typical" differences observed in sound quality between the magnetic and crystal/ceramic types.

In an effort to determine whether or not record life could be extended even more (it should be noted that 150 plays is a pretty good record life in anyone's book), I decided to check the various record-cleaning devices and preparations on the market. Best results were obtained with radioactive materials. One way of utilizing this technique is to build a radioactive foil into the body of the cartridge. This requires that the stylus be brushed clean after each playing. Note that I said *brushed* clean after each play, not *rubbed* clean—these are delicate stylus assemblies.

The dust gathers around the stylus tip in a ball. A very dirty record will have enough dust on it to cause the stylus to lift from the surface of the record before the end of the disc. Nuclear Products Company markets the Static-Master Posi-

tioner and Ionizing Unit which accomplishes essentially the same thing as the foil on the cartridge: it holds a foil strip over the disc while it plays. This system has two disadvantages: the stylus should be brushed after each play, and it cannot be used on a record changer. Nuclear Products also has a Static-Master Brush which is used prior to playing the record. It works well, and the stylus need not be cleaned after each play.

Mercury Scientific Products has the Dis-Charger, a foil in a plastic casing which clips to the cartridge shell. This works with record changers but, again, the stylus should be cleaned after each record.

With the radioactive disc cleaning method, however, the average life of stereo records was *doubled!* An unprotected disc lasted up to 150 plays before the surface noise became objectionable; with radioactive cleaning, it lasted 300 or more plays.

Some chemical destaticizing solutions (not all) left a residue in the groove which was later picked up by the stylus. This created distortion and groove hopping. In addition, there was no noticeable surface-life improvement. While these chemicals reduced the static charge and the gooey residue held the dust, later helping the stylus to pick it up, the grinding action of the pastelike, dust-

filled ball on the stylus seemed to negate the benefits of static elimination and dust pickup. The soaplike washing processes were more beneficial but not too convenient. Incidentally, washing the records with hand or bath soap was quite effective in removing finger marks, spills, and chemical residue from the chemical methods of cleaning. But it had no anti-static effect.

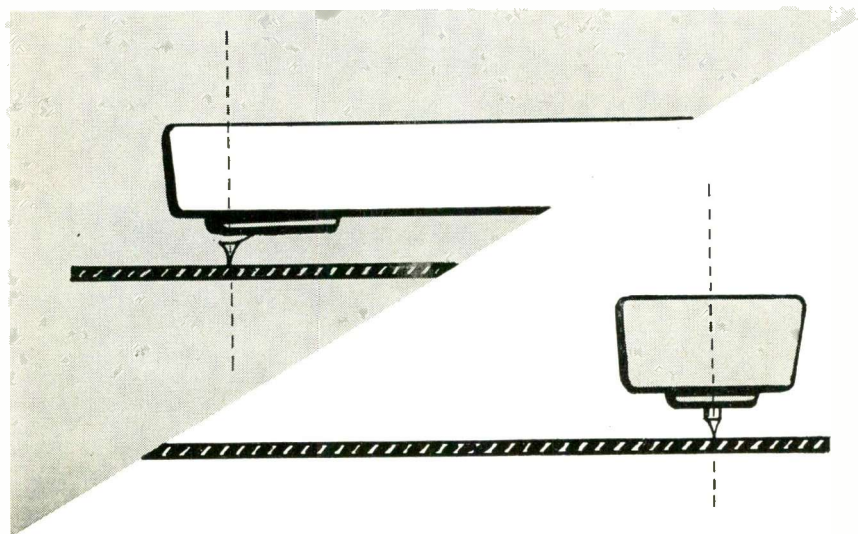
The ESL Dust-Bug was quite effective also. It leaves very little residue to be picked up by the stylus. Cleaning the stylus after each play with a stiff brush keeps it clean. The bristles of the Dust-Bug lead brush are quite effective in removing dust particles in the groove, and they are trapped by the plush pad.

I found that stylus force was a bit more critical with the stereo cartridges. Stylus forces greater than necessary cause some added vertical distortion as well as reduced disc life. Too little force causes stylus chatter in the groove, groove skipping, and increased sensitivity to turntable vibrations. In addition, distortion is higher than it is with proper stylus force. Moral: get a stylus-force gauge and use it regularly.

Stylus-wear characteristics are slightly different on stereo discs, since the stylus

Continued on page 40

Most stereo-cartridge styli should be vertical to record surface, viewed any way.



BATTLES IN PRINT about amplifier power requirements may be amusing, but they have left a good many people confused. There are so many factors that enter into an answer for any specific case that generalizations are not only foolish but misleading (see "Editorial," Nov. 1957 issue, p. 15); the only thing that can be said safely is that there are as many applications for super-quality amplifiers of moderate maximum power as for high-power units of equivalent quality, and perhaps more. Since the former are less expensive to build, why not use one if it is adequate for your needs?

The amplifier described in this article is virtually distortionless up to 10 watts output. It has excellent transient response and stability, wide frequency range, and a simple circuit. Total cost for parts is less than \$45. This sum buys you performance differing from that of the best amplifiers you can buy only in the matter of maximum power limits.

The Circuit

A 12AX7 triode section is used as the input voltage amplifier, direct-coupled to the second triode section in a split-load phase inverter. The advantages of direct-coupling to the phase inverter (elimination of one low-frequency rolloff network, and consequent simplification of feedback problems) are very well known, and need not be enlarged on here.

The phase inverter drives a pair of EL84 output tubes directly; connected as pentodes, the EL84's have very good linearity and high enough power sensitivity to make additional drive amplification unnecessary. A Dynaco




Fig. 1. The 10-watt super-fi amplifier is built on a 7 by 9 by 2-inch chassis base. Both transformers are at far end.




Fig. 2. Power supply components as viewed here are on the left side. The voltage-regulator tubes are closest to front.

A-410 output transformer is used. Others that would be suitable (with, possibly, a different value of feedback capacitor) include the Acrosound TO-310, the Partridge P-5202, the Peerless S-510-F, and the UTC LS-54. DC balance for the output stage is adjustable by means of a 50-ohm potentiometer in the cathode circuit. Cathode bias — simplest, most reliable, and perfectly satisfactory in this instance — is employed, with bypass capacitors.

A most unusual feature of this amplifier is the superb high-voltage regulation, obtained by using two OA2 regulator tubes in series across the output of the power supply. This provides a regulated 150 v for the plate of the input amplifier stage, and a constant 300 v for the output-stage screen circuit. The amplifier's stability is improved considerably by the voltage regulation, and so is its linearity at power-output levels near maximum. The 5Y3GT rectifier works comfortably under its maximum rating in this amplifier; the power transformer, rated at 150 ma, is called on to supply only a little over 90 ma. There is plenty of reserve to furnish power to a preamplifier, if the builder wants to add an output power receptacle.

Construction Notes

Wiring of the amplifier is not critical. The following suggestions, however, may be of benefit.

Use of a bus bar, grounded only at the input jack, is recommended although not essential. To prepare the bus, straighten an 18-inch piece of No. 12 bare copper wire and tin it. One end of a 9-inch piece should be soldered to a lug slipped under one of the input-jack mounting screws. It should be bent to pass over the center of the 12AX7 and the EL84 socket nearest the center of the chassis. The other end should be soldered to the speaker-terminal-board lug in line with the EL84 (the ground

If you're 'going stereo' and need a topnotch second amplifier, or if your demand is simply for high quality at low power, you'll be interested in building

A Super-Fi

lug). It should be spaced about 1/2 in. above the tube pins. A support for the center of the bus is made by soldering a 1-inch piece in the center terminal of each EL84 socket, after bending the top 1/2 in. of each at right angles to provide a place for a soldered connection. The remaining 7 in. of bus wire is soldered to the first bus midway between the 12AX7 and first EL84, and passes over and is soldered to the center terminal support of the other EL84 socket.

The unused leads from the output transformer are placed out of the way, after the bare ends are clipped off. Tape should cover the ends of the leads, to prevent a possible short, or they may be soldered to unused terminal tie points.

There is no hum-balancing potentiometer for the filament voltage, so wiring of the heaters should be done carefully. Twist the leads tightly together, and keep them close to the chassis and away from the tube grid pins.

The four-section electrolytic capacitor should be mounted on an insulating wafer and the can grounded to the bus bar.

The 2,500-ohm, 4-watt resistor is a current-limiting resistor for the voltage-regulator tubes. Its value was calculated for a 117-volt AC line voltage; if the voltage available is much lower than 117, it may be necessary to reduce the resistor value in order to keep the regulator tubes burning a pleasant purple. The reverse is true if the input voltage is much higher than 117. A milliammeter connected between pin 2 of the 5Y3 and the end of the resistor (disconnected of course, from pin 2) should read between 25 and 32 ma when the resistance value is correct.

A 500-K audio-taper potentiometer may be used if an input level control is desired. It should be installed




Fig. 4. Bottom view. Parts are identified on the next page.

where the input jack is now positioned, and the jack moved about 1 1/2 in. toward the center of the chassis.

The 50-ohm potentiometer should be adjusted for lowest intermodulation or, if a distortion meter is not available, for equal DC current through the two EL84's.

Following is a table of voltages (DC with respect to the chassis) measured when the amplifier is operating properly. Those on the 12AX7 may be expected to vary widely; ±20% difference would not be abnormal. NC means no connection; AC means filament voltage.

Voltage Chart

	1	2	3	4	5	6	7	8	9
12AX7	70	0	1	AC	AC	200	70	71	AC
EL84's	NC	NC	11	AC	AC	NC	350	NC	300

Parts List

Resistors

1	18-K, 1/2-w, 10%.	1	68-K, 1-w, 10%.
3	470-K, 1/2-w, 10%.	1	1-K, 1-w, 10%.
1	3.9-K, 1/2-w, 10%.	1	120-ohm, 1-w, 10%.
1	270-K, 1-w, 10%.	1	150-ohm, 2-w, 10%.
2	150-K, 1-w, 10%.	1	2.5-K, 4-w, 10%.
1	15-K, 1-w, 10%.	1	750-ohm, 4-w, 10%.
1	50-ohm, 4-watt linear pot.		


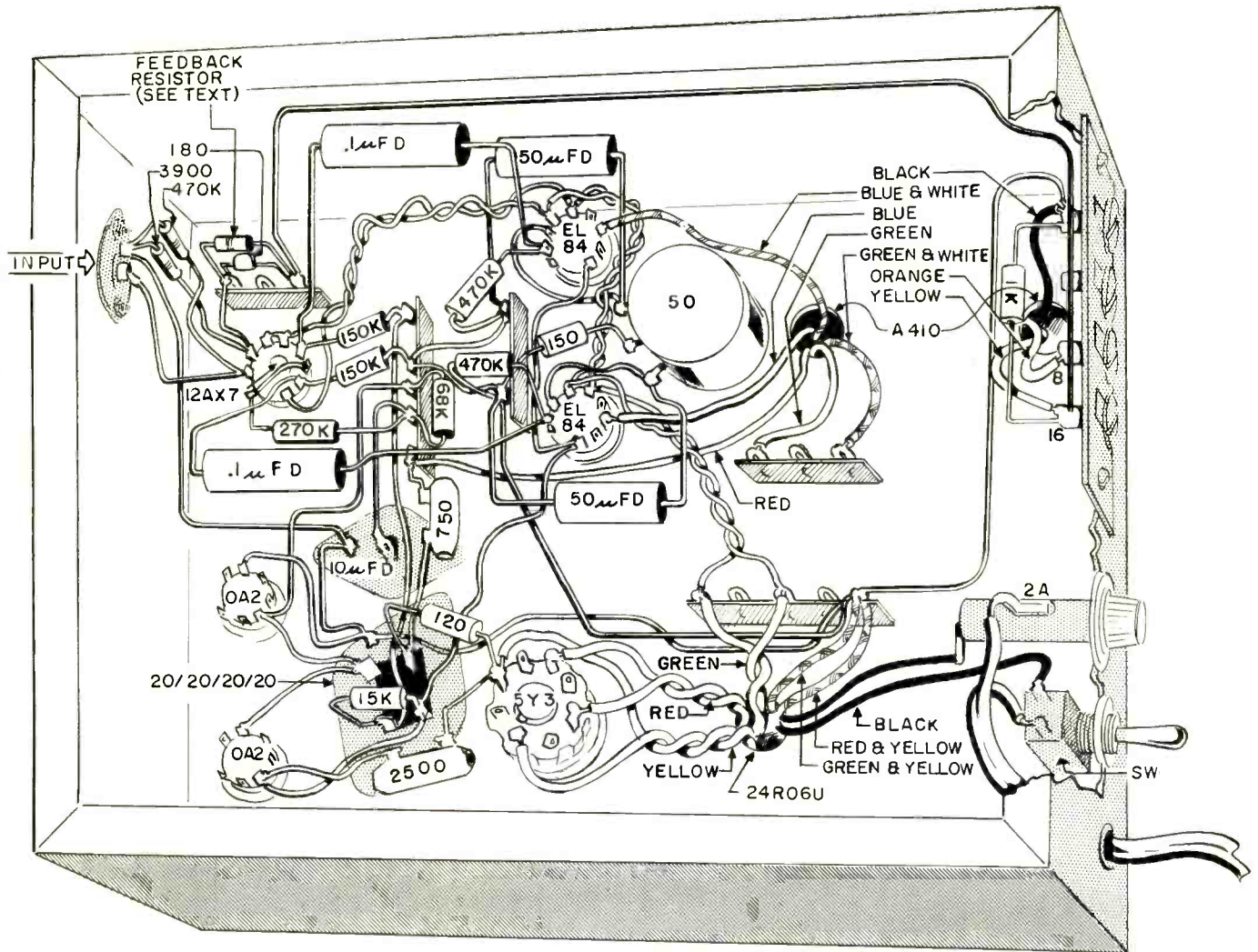


Fig. 3. Rear view, showing layout of the output terminals, fuse, switch, and line cord. Compare with pictorial, p. 23.

by Arthur I. Zabriskie

10 WATTER



Small-parts layout and wiring. Not shown is a four-ohm output connection, simply because the Dynaco A-410 does not have one.

The more feedback you use, obviously, the lower will be the distortion in the operating range, and the less sensitive the amplifier will be. But don't try to go over 25 db or you may run into stability problems. To help you make your own choice, we have plotted IM-distortion curves for feedback which re-

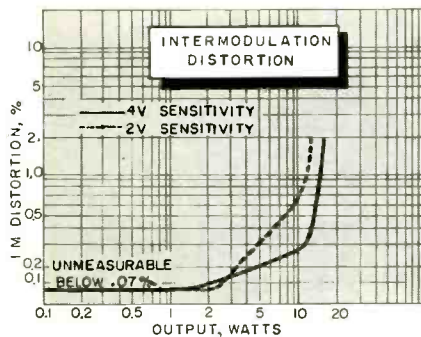


Fig. 5. IM for two feedback values.

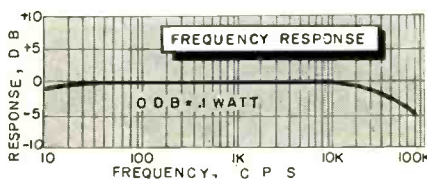
sults in 2-volt and 4-volt sensitivity; these values correspond closely to feedback resistors of 27 K (18 db) and 8.2 K (25 db), respectively. In Fig. 5, for either value the distortion is below 0.1% up to 2 w, and below 0.7% at 10 w. Distortion reaches 2% at 12 w in the first case and at 14.5 w in the

second. For feedback of 20 db (an 18-K resistor, specified in the parts list), the distortion curve would be intermediate between the two shown. Other tests were conducted with the 18-K value.

Frequency response is shown in Fig. 6. Response is down less than 1 db at 10 cps and 30 Kc; it is down 2.5 db at 50 Kc, and 5 db at 80 Kc. This curve was taken at a low power level, of course. Note that the rolloff is smooth and peak-free, which confirms the excellent stability of this amplifier. At low frequencies stability is, as far as pulse tests can determine, perfect. High-frequency square waves show virtually no ringing, yet have sharp corners and flat tops.

Maximum continuous sine-wave power output before clipping, at various frequencies, is diagramed in Fig. 7. Over

Fig. 6. Response at a low power level.



most of the range this occurs at 11 w; at 20 cps and 20 Kc, maximum output is slightly over 10 w.

With reasonably efficient speaker systems this amplifier sounds as good as its very low distortion and excellent stability would imply, at any tolerable sound level. It is just as satisfactory for speaker systems of moderate efficiency

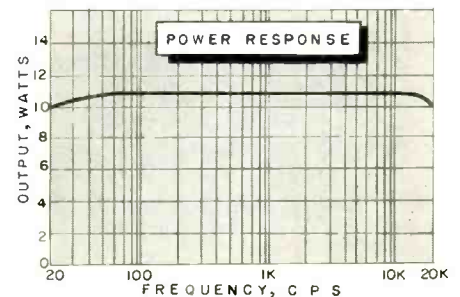


Fig. 7. The power curve is excellent.

in listening rooms not excessively large. If you have a setup like one of these, and are construction-minded with an eye toward maximum value, we don't see how you can go wrong on this one. Another thought: one or two of these amplifiers could fit very well into a stereo system.

Save your batteries and use this

POWER SUPPLY FOR TRANSISTORS

by HAROLD REED

WITH the price of power transistors decreasing to a value within the reach of electronic experimenters, there will, naturally, be increasing use of circuits employing these units.

Probably the greatest problem confronting the experimenter with power transistors, other than good stabilization and heat radiation, is a satisfactory, well-regulated, low-ripple DC power source operating from the 115-volt AC power line. The necessary voltages for power-transistor circuits are quite different from those we are used to working with.

Using electron tubes in a power ampli-




Fig. 1. Power supply, showing heat sink.

fier we are accustomed to circuits requiring high DC voltages and relatively low currents; for transistor power amplifiers, we need low DC-supply potentials and relatively high currents. Good regulation and filtering of power supplies for transistor power amplifiers, therefore, present a problem.

Filtering of power supplies for tube circuits can be done simply with capacitor-choke networks, and regulation is provided by electronic voltage regulators or voltage-regulator tubes. But the voltage drop across a satisfactory RC filter network passing the high current required for a power-transistor circuit would be quite large, and a choke coil capable of handling these large current values would necessarily be of an impractical size.

Pure DC from a battery overcomes these problems. An AC-operated power supply provides greater portability in certain experimental projects, however, and it can be included as part of a complete power-amplifier device. Battery-replacement costs are far from negligible

when the current drain is high. A schematic diagram for a transistor power supply is given in Fig. 1. In the high-current section, the 115-volt AC supply is stepped down to 25 v by transformer T1. This is applied to the selenium-rectifier bridge circuit. The bridge arrangement provides full-wave rectification and is suitable for relatively high-power applications. Both halves of the AC input cycle are used, and efficiencies up to 75% can be obtained. With this circuit, filtering is simplified because the ripple frequency is twice that of the AC-supply frequency. Two large low-voltage capacitors, C1 and C2, are included at the rectifier output and the power-supply output, respectively.

Series regulation is obtained by employing a CBS-Hytron 2N256 power transistor in the negative branch of the circuit. The output voltage is determined by a DC reference voltage provided by a battery, B1, connected in the base leg of the transistor circuit. This battery supply actually consists of eight 1½-volt flashlight batteries connected in series. Regulated output voltages from 1½ to 12 v, in 1½-volt steps, are supplied. These reference voltages are selected by means of the tapped switch, S3.

The low-current section of the power supply, which is suitable for powering input and intermediate stages of transistor amplifiers, makes use of the same batteries that are employed for the refer-

ence voltages for the high-current section. Voltages in 1½-volt steps from 1½ to 12 v are, therefore, also available in the low-current output circuit, and the potentials are selected by switch S2. This arrangement results in a DC power sup-




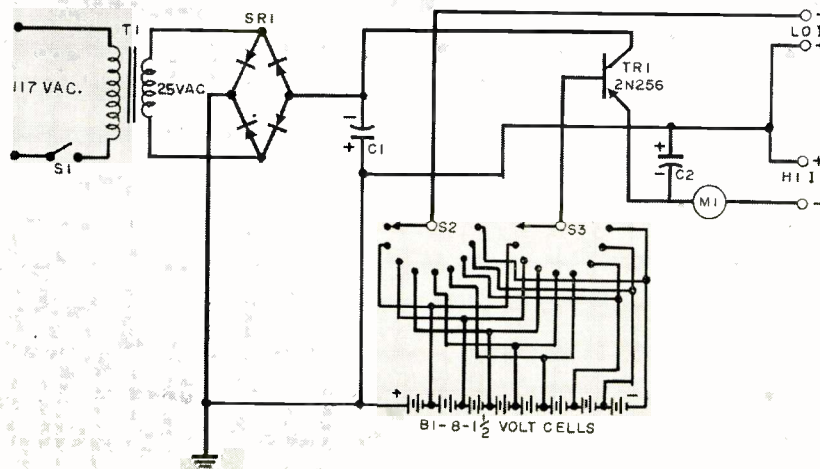
Fig. 2. Arrangement of parts in the box.

ply suitable for operating a complete transistor amplifier with power input up to 6 w.

Parts List

- 1 SPST toggle switch.
- 1 transformer, Stancor P-6469, 115-volt AC to 25.2 volt, 1 amp.
- 1 bridge-type selenium rectifier, Radio Receptor S1B1S1G, 19 v DC, 1.4 amp.

Fig. 3. Circuit of the transistor power supply. The high-current meter is optional.



- 2 capacitors, Cornell-Dubilier, 500 μ fd, 50 v.
 - 2 rotary switches, Mallory No. 32112J, 1-pole, 12-position.
 - 1 transistor, CBS-Hytron 2N256.
 - 1 battery, flashlight or mercury-cell (see text).
 - 1 meter, 0-500 ma DC.
 - 1 miniature 7-pin tube socket.
 - 1 metal cabinet, 6 \times 6 \times 6 in.
- Battery holders, Lafayette Radio MS-173.
Output terminals.

Construction

The power supply shown was built into a 6-by-6-by-6-inch metal cabinet. This just happened to be on hand, but any suitable cabinet can be used. The two selector switches, the 500-milliamper meter, the output terminals, and the power switch are attached to the etched-aluminum front panel. Battery holders are employed for the batteries and are mounted under the 4 $\frac{7}{8}$ -by-5 $\frac{7}{8}$ -inch shelf which is attached to the front panel. The battery holders also provide solder terminals for battery connection. The transformer, selenium rectifier, and capacitors are mounted on top of the shelf. Decals identify the output terminals and the voltages obtained at the various switch positions.

A heat sink, to furnish heat radiation for the transistor, is mounted on top of the cabinet. It consists of a 6-by-6-by- $\frac{1}{8}$ -inch piece of aluminum insulated from the cabinet top with fiber spacing washers; fiber shoulder washers are used under the 4-40 mounting screws. A 7-pin miniature tube socket is attached to the bottom of the aluminum plate with 4-40 screws into tapped holes in the plate. Two $\frac{1}{4}$ -inch holes are then drilled through the plate, directly above contacts 1 and 5 of the socket, to pass the transistor base and emitter pins for plugging into the socket. A solder lug under one of the tube-socket mounting screws is the connection to the heat sink and, of course, the collector which is connected internally to the transistor case. A 1 $\frac{1}{4}$ -inch hole was cut in the top of the cabinet to allow passage of the tube socket.

Test Results

The following data were recorded when using the device to power a load drawing 0.5 amps with a reference voltage of 12 volts: collector current, 500 ma; base current, 14 ma; no-load output voltage, 12 v; full-load output voltage, 11.4 v. This represents a power output of 5.7 w. Regulation under these conditions is about 5%, and the ripple at this output is 0.17%. Operating temperature on the top surface of the transistor case increased to a maximum of 60° C. This is 6° below maximum rating when using a heat sink.

With a reference voltage of 6 v, and

Continued on page 46

INTEGRITY IN MUSIC



PR-499:

STROMBERG-CARLSON PERFECTEMPO* MANUAL TURNTABLE

Designed for Stereo and Monaural Use • Incorporating every valid principle of turntable design that has been proven over the years . . . • belt drive • stroboscope speed indicator • high tolerance precision machining • weighted precision cast table • Precision motor • continuously variable cone drive . . . **plus Stromberg-Carlson's own unique and original double-acting motor and table suspension system that effectively isolates the table and arm from all unwanted, extraneous noise.**

Precision machining plus a high quality precision motor give constant speed at any RPM setting of the continuously variable drive with virtually no wow and flutter. The unique design of the cone drive and the accurately calibrated stroboscopic speed indicator permit fine adjustment to any speed from 14 to 80 RPM. Once set, the speed will never vary.

The result—professional performance with complete versatility. These are the contributions of the "Perfectempo" to your high fidelity system. Handsome styling in morocco red with aluminum trim. Specially designed hardwood base (PB-497) also available if you wish.

*TM



PR-499 SPECIFICATIONS:

SIZE: 15 $\frac{3}{4}$ " wide, 14 $\frac{5}{8}$ " deep, 5 $\frac{1}{2}$ " below and 2" above mounting base (not including tone arm).
WOW: 0.14% rms. FLUTTER:

0.09% rms. RUMBLE: -55 db re. 20 cm/sec @ 1 kc. MOTOR: four-pole. PRICE: \$99.95* (audiophile net)

RA-498: TONE ARM

Designed for Stereo and Monaural Use • Single pivot point suspension, true viscous damping and high moment of inertia result in extremely low resonance (as low as 12 cycles, depending on cartridge used) and consequently yield flat response below the limits of audibility.

A calibrated counterweight is adjustable to provide any needle point force and is eccentric for fast, precise mass centering. PRICE: \$24.95* (Audiophile Net).

*Zone 1

"There is nothing finer than a Stromberg-Carlson"

STROMBERG-CARLSON

A DIVISION OF GENERAL DYNAMICS CORPORATION

1436C N. Goodman Street • Rochester 3, N. Y.

Electronic and communication products for home, industry and defense; including High Fidelity Consoles; School, Sound, Intercom and Public Address Systems.





Ralph Bellamy, starring in "Sunrise At Campobello", listens to stereo on his Collaro changer and Goodmans Triaxonal Speaker System.

Collaro—your silent partner for Stereo

Stereo records are here. And once you listen you'll discover there's no more exciting way of listening to music. But the new stereo cartridges are unusually sensitive to turntable and changer noise. *Silence* is the requirement and silent performance is what you get when you select Collaro — the one four-speed changer truly precision-engineered to meet the rigid quality demands of stereo. Here are some outstanding Collaro features:


A. Five-terminal plug-in head. (Exclusive with Collaro.) By providing two completely independent circuits, the new five-terminal head guarantees the ultimate in noise-reduction circuitry — a vital need for stereo reproduction.

B. Counter-balanced, transcription-type tone arm. Another Collaro exclusive. Stereo cartridges require light tracking pressures. As records pile up on a changer, tracking pressure of a conventional arm tends to increase. Result may be damage to records or cartridge. This *cannot happen with the Collaro counter-balanced arm* since it varies less than a gram in pressure between the top and bottom of a stack of records. The arm will accept any standard stereo

or monaural cartridge and it has no spurious resonances.

C. Motor. Dynamically balanced and so rigidly mounted that wow and flutter specifications are superior to any changer in the world. (.25% at 33 $\frac{1}{3}$ RPM)

There are many other features which make Collaro your best buy in a stereo or monaural record changer. All are described in a free catalog. (See below.) There are three Collaro changers priced from \$38.50 to \$49.50.



For full information on Collaro stereo and monaural changers — write to Rockbar Corporation, Dept. AC-10, Mamaroneck, N. Y.



American Sales Representative for Collaro, Ltd.

AUDIOLAB

Test Reports

*An objective analysis
of high-fidelity components*

AUDIOLAB TEST REPORT POLICY


These reports are prepared by an organization whose staff was responsible for the original Audio League Reports, and which has no connection directly or indirectly with any manufacturer or publisher in the high-fidelity field. The reports are published exactly as they are received from Hirsch-Houck Laboratories. Neither we nor manufacturers of the equipment tested are permitted to delete information from or add to the reports, to amend them in any way, or to withhold them from publication; manufacturers may add a short comment at the end of a report, however, if they wish to do so.

PERI-50 AMPLIFIER

The PERI-50 amplifier is a 50-watt unit, with a Dynaco output transformer and a circuit essentially the same as that of the popular Dynakit Mark II amplifier. All components, including the transformers, are mounted on a single large printed-circuit board. This in turn is mounted on a shallow metal chassis, equipped with a bottom plate and a perforated metal cover.

The PERI-50 is available in kit form for \$69.75, or ready-built, and tested, for \$79.95. To facilitate the already simple job of construction, the kit version is supplied with a pencil-type soldering iron and solder. The correct location of each part is indicated directly on the printed-circuit board, making this perhaps the most nearly foolproof kit we have seen. No hookup wire is used—all parts are mounted by their own

than those given in the PERI specifications. The amplifier is rated at less than 1% IM at 50 w and 0.25% at 35 w output. At those output levels we meas-



PERI-50 amplifier, out of its cage.

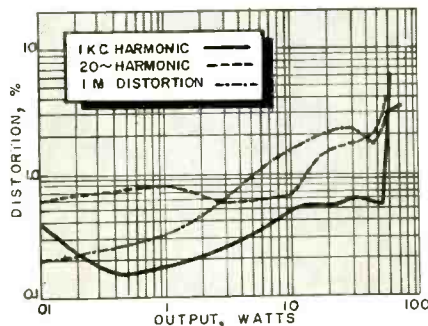
ured about 2% IM, and it did not fall below 1% until the 6-watt level. However, at the low power levels usually encountered in home use, the distortion was quite negligible. The square-wave response at both low and high frequencies was exceptionally clean and free from ringing. The amplifier was stable with capacitive loads and would deliver 28 w at 10 Kc into a 3- μ f capacitor load. In other words, this amplifier is well suited for driving both low-efficiency speakers and electrostatic speakers. Damping factor is 9.

The output of the PERI-50 was slightly over 50 w and it would deliver the full power over the entire audio range. The tubes are operated conservatively, and, since the amplifier is relatively large, there should not be any trouble

with excessive heating if adequate ventilation is provided. The filter capacitors operate at 93% of their rated voltage. Power-line leakage is only 10 μ a.

The manufacturer's data states that a 0.75-volt input signal will drive it to 50 w and 1 v will drive it to 100 w output. We found its sensitivity to be slightly lower than rated. About 1 v was needed for 50 w output, or 0.45 v for a 10-watt output. We cannot understand the claim of 1 v input driving the amplifier to 100 w output, since it cannot deliver 100 w, even by the manufacturer's specifications. Hum and noise were 72 db below 10 w, which is quite inaudible in a home environment.

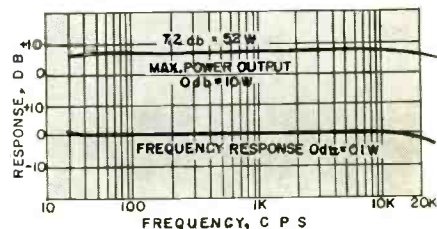
The PERI-50 has a fuse in the cathode circuit of the EL34 output tubes, which is a fine idea; a fuse in this circuit will offer more positive protection against a tube "run-away" than the usual line fuse. It also has a 12-ohm resistor in series with the fuse, for setting the bias voltage correctly. According to the instructions,



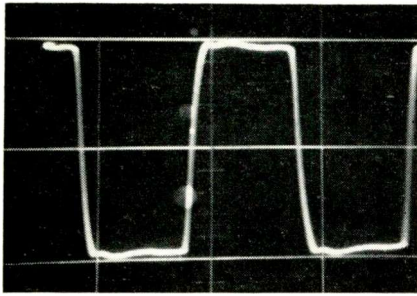
leads, and the only cutting and stripping of wires is on the transformer leads.

Test Results

The distortion figures we obtained, though low, were considerably higher

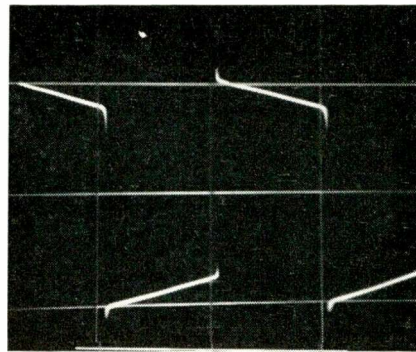


the bias should be set for a drop of 1.56 v across the cathode resistor, which corresponds to a current of 65 ma per tube. Unfortunately, the fuse is connected between the 12-ohm resistor and ground, so the drop across the fuse is included in the reading. This is far from negligible. When the total drop is 1.56 v, there is



10-Kc square-wave response.

0.6 v across the fuse and 0.96 v across the 12-ohm resistor. The EL34 tubes are drawing 40 ma apiece instead of 65 ma. It is doubtful if this will cause any obvious deterioration of sound, and it is an error in the direction of improved tube life, but it most likely reduces the available power output considerably. It may well be the cause of the higher distortion figures we obtained. However, the printed board is connected this way, and the amplifier will no doubt be so wired by anyone building it. We would suggest interchanging the positions of the fuse and the 12-ohm resistor, which should be feasible even with the printed board. Another criticism is that the 12-ohm resistor has a 10% tolerance. This




60-cps square-wave response.

is too high for such an important function as setting the operating bias of the output tubes. A 1% resistor would be desirable in this circuit.

Summary

The PERI-50 is a good-quality power amplifier at an attractive price. As a kit it is priced comparably to other similar types of amplifiers, but its low price in wired and tested form makes it an especially good buy for someone who has any doubts about his soldering technique. Frankly, the assembly of the kit is so simple that we find it hard to imagine anyone shrinking from the task, but we



Clean overload at 1 Kc.

will concede that someone without access to a voltmeter for setting the bias may wish to get it ready-made.

Manufacturer's Comment: The new PERI units do not include a soldering iron; we have replaced this item with improved circuit components to improve the over-all efficiency. Added to the amplifier are a 10-watt, 5-ohm current-limiting resistor, a fuse and fuse holder for 117-volt AC line protection, and a 525-volt filter capacitor to replace the 500-volt unit supplied previously.

One volt RMS does drive the amplifier to 100 w peak output, which is exactly the same as 50 w RMS output. The misunderstanding here is simply one of definitions.

1M distortion higher than that specified is usually caused by a faulty 6AN8 tube. Present amplifiers being shipped have a 6AN8 that is prechecked and tested to meet the requirements of the input stage.


The suggestion for changing the positions of the output-stage cathode resistor and fuse is a very good one, and we recommend that this be done on all PERI amplifiers now being used or built. On current production we are reducing the value of this resistor so that, in series with the fuse, the total resistance will be the proper 12 ohms.

H. H. SCOTT 310-B FM TUNER

Like the other FM tuners in the H. H. Scott line, the 310-B uses wide-band limiters and a wide-band ratio detector. The RF stage and tuning section are apparently identical to those used in the 311 and 330 series tuners, and are enclosed in a shield to reduce radiation from the FM oscillator.

Its IF amplifier is more elaborate than those of the other tuners. The 310-B has three full stages of IF amplification, followed by a 6BN6 gated-beam limiter and a 6AU6 saturation limiter. The IF amplifier response shows a definite "flat top" which closely approaches the ideal response characteristic. This design allows low-distortion reception of fully

use of audio gain following it. This is accomplished by a two-stage feedback amplifier, which has a low output impedance. The 310-B features a "squelch" circuit which can be adjusted by a front-



The Scott 310-B FM tuner.

panel control to silence the audio output when the input signal is below a certain level. This eliminates the interstation hiss which many listeners find annoying.

The tuning of the 310-B is exceptionally noncritical, aided by a tuning meter which reads maximum when on a station. There is no AFC, and there is also no detectable drift, from a cold start or with line-voltage variation.

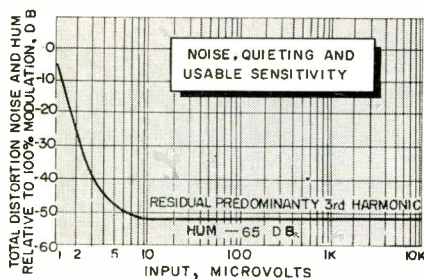
Test Results

The 310-B is extremely sensitive. Only 1.6 μ v of signal produce a 20-db signal-to-noise ratio, and the quieting is so abrupt that 2.1 μ v yield a 30-db signal-to-noise ratio. The noise-quieting action is virtually complete with a 4- μ v signal.

Just as important is the fact that the weakest signal, even one well below

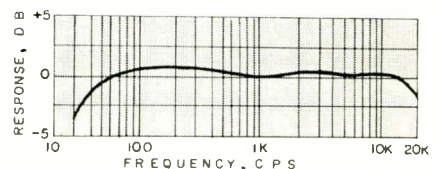
usual quieting levels, can be received without distortion at a full 75-Kc deviation or better. The effective sensitivity of the 310-B (the lowest signal which produces a 30-db signal-to-noise ratio and can be modulated 100% without distortion) is 2.1 μ v. This is unusually good performance, and should make the 310-B especially suitable for use in fringe areas.

The frequency response of the 310-B is within ± 1.5 db from 30 to 20,000 cps, and falls off rapidly below 30 cps. The falloff is apparently in the audio section, and may be introduced deliberately. When the squelch circuit is used, there is a large subsonic thump or "plop" when it is tuned off a station. It is large even with the reduction in low-frequency response, and probably would be damaging to speaker cones if it were not at-



modulated FM stations, even at very low signal levels, yet the rejection of adjacent-channel interference is exceptionally good because of the steep skirts of the IF selectivity characteristic.

The wide-band detector yields a relatively low audio output, requiring the



tenuated. Needless to say, the response below 30 cps could not contribute to the over-all sound in any home installation, no matter how good the speaker system, so it is not missed.

A proposed Institute of High Fidelity Manufacturers (IHFM) tuner standard provides for the measurement of what

they term "usable sensitivity." This single measurement in effect accomplishes the same purpose we had in our "effective sensitivity" measurement. The signal generator is modulated 100% (75 Kc deviation) at 400 cps and the output voltage of the tuner is measured. The 400-cps component is removed by a null-type distortion meter, and the total noise, distortion, and hum remaining is expressed as "X db" below the 100%-modulated level. This test not only measures the sensitivity of the tuner, but also tests it under fully modulated conditions, which will disclose any inadequacy of IF bandwidth or detector bandwidth. The modulating frequency of 400 cps is one at which a signal generator is likely to perform at its best and introduce a minimum of distortion.

The IHFM proposed standard defines "usable sensitivity" as the input signal required for a total noise and distortion 30 db below the fully modulated 400-cps output. This corresponds to 3% distortion. Since this test accomplishes very effectively what we have been attempting to do in our own manner, we are adopting it for future FM tuner tests.

The usable sensitivity of the 310-B (for 3% total distortion, noise, and hum) at 100% modulation is 2.2 μ v. This corresponds closely to the "effective sensitivity" of 2.1 μ v obtained by our former measurement method. The ultimate quieting, for signal strengths exceeding 10 μ v, was 51.5 db, which corresponds to only 0.27% distortion, noise, and hum. This proved to be mostly third harmonic distortion. Hum was down about 65 db from the 100%-modulation level.

The capture ratio of the 310-B is very good, actually measuring better than the claimed 2.5 db. We found that a signal 1.7 db stronger than a second co-channel signal would take over to the extent of suppressing the modulation of the undesired signal by 30 db. This is by a large margin the best capture ratio we have measured on a commercial FM tuner.

Line leakage was virtually nil: 15 μ a.

Summary

The Scott 310-B, judging by its design and performance, should be one of the finest FM tuners currently available. Our tests show it to be extremely stable, sensitive, selective, and easy to tune. For fringe-area reception, its rapid limiting and flat-topped IF response make it an especially suitable tuner. We have not encountered any difficulty with cross modulation or multiple responses in our rather strong-signal listening area, where almost all signals are at least 1,000 μ v.

All things considered, we feel that the combination of very high performance and simple foolproof handling places the H. H. Scott 310-B in the top rank of FM tuners.

AUDIOLAB
Test Reports

NOW AVAILABLE

AUDIOLAB TEST REPORT REPRINTS

New Service Makes AUDIOLAB TEST REPORTS Available in Special Reprint Form at Low 15¢ per-copy cost (two for 25¢)

In answer to continuing requests, the publishers of AUDIOCRAFT have made available, at nominal cost, reprints of any or all of the famous Audiolab Test Reports published in AUDIOCRAFT since this exclusive service was started in April.

If you're a regular AUDIOCRAFT reader, you know about the value in these unique reports prepared by Hirsch-Houck Laboratories, the organization whose staff was responsible for the original Audio League Reports.

If you are not familiar with AUDIOCRAFT's Audiolab Test Reports, check the feature in this issue. Note, especially, the pull-no-punches test policy... and you'll understand why audiophiles rave about these objective analyses of high fidelity components. There's nothing like them — anywhere!

Use the coupon below to order any of these AUDIOLAB TEST REPORT reprints. Payment, at 15¢ per copy (any two for 25¢), must accompany order.

Reader comments that typify the coast-to-coast sensational reaction to AUDIOCRAFT's Audiolab Test Reports

"Three cheers for the Audiolab reports the first and only unbiased reports in any mag since the good old days of the Audio League!" (Detroit, Mich.)

"... the reports are superb... best aid an audiophile can have". (Great Neck, N.Y.)

"We need this rare kind of service." (Ottawa, Canada)

"Congratulations on the accuracy, objectiveness and general pull-no-punches attitude of your new equipment reports." (New Haven, Conn.)

"This sort of editorial courage has been needed in the audio field for a long time." (Encino, Calif.)

"At last the hi fi population has an opportunity to evaluate manufacturer specs from unbiased lab tests in your Audiolab Test Reports." (Rome, N. Y.)

"... fills a long-felt need." (Lafayette, La.)

"... most enthusiastic about your publication... particularly since the inclusion of your Audiolab reports." (Montreal, Canada)

REPRINT NUMBER	EQUIPMENT
101	McIntosh C-8 Audio Compensator
102	Eico HF 52 Control Amplifier
103	McIntosh MC-60 Power Amplifier
104	Weathers K-730D Turntable and Pickup
105	General Electric PA-20 Amplifier
106	Gray 212 Tone Arm
107	ESL C-60 Series Cartridge and Dust Bug
108	Thorens Model TD 124 Turntable
109	Shure Professional Dynetic Cartridge

REPRINT NUMBER	EQUIPMENT
110	Harman-Kardon Solo II, Model TA-12
111	Sargent-Rayment SR-570 Power Amplifier
112	Scott 330C FM-AM Tuner
113	Marantz 40-Watt Power Amplifier
114	Gray AM-3 Preamp-Control Unit
115	Marantz Audio Console
116	Chapman FM-AM-5W Tuner
117	Scott 310B FM Tuner
118	Peri-50 Power Amplifier

AUDIOCRAFT Reprint Service

The Publishing House
Great Barrington, Mass.

Please send me reprints of AUDIOLAB TEST REPORTS as checked here. I have indicated the quantity of each reprint I want in the space beside the reprint number.

Payment of 15¢ per copy (any two for 25¢) is enclosed.

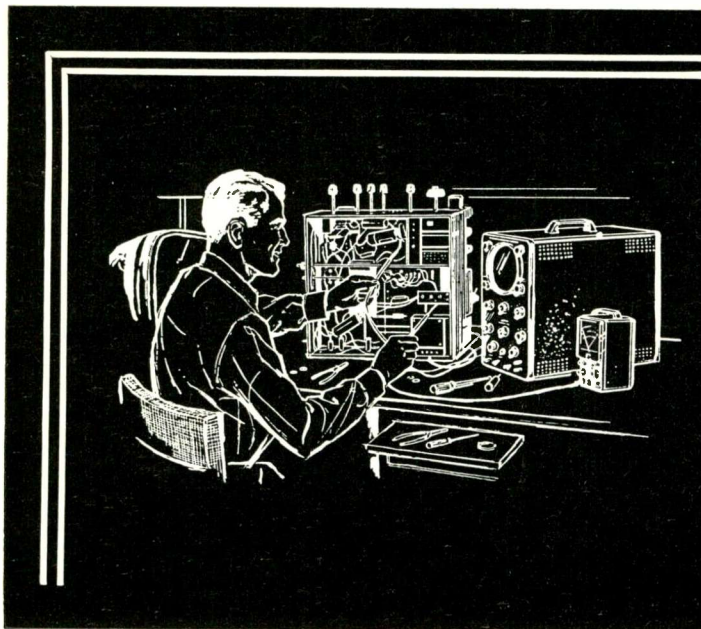
Name _____
Address _____
City, State _____

- 101: _____
- 102: _____
- 103: _____
- 104: _____
- 105: _____
- 106: _____
- 107: _____
- 108: _____
- 109: _____
- 110: _____
- 111: _____
- 112: _____
- 113: _____
- 114: _____
- 115: _____
- 116: _____
- 117: _____
- 118: _____

**Use This
Order
Coupon**

—
All orders
shipped
prepaid

—
Payment must
accompany
order



USING TEST INSTRUMENTS

by Joseph Marshall

Signal Generators, Part IV

ONE of the most useful applications of the signal generator is in trouble-shooting a defective receiver or tuner. This is particularly valuable and time-saving in locating faults in an in-operative tuner, but is also helpful in finding faults which result in poor performance.

The procedure is very simple. A signal of appropriate frequency from the signal generator is applied to each stage of the receiver or tuner, beginning with the audio output stage and working backward through the detector, the IF stages, the converter, and the radio-frequency stages, until the faulty stage is found. The indicator is either the ear itself listening to the audio modulation through the speaker, or a VTVM connected to an appropriate point in the receiver or tuner. When the stage where the signal chain is broken is found in this fashion, the exact cause is pinpointed by voltage and resistance measurements.

Signal-Tracing AM Receivers

The procedure is very easy in the case of AM receivers or tuners. If the receiver has a self-contained speaker it can be used for the indicator. If it is a tuner with no built-in speaker, it can be connected to the hi-fi system so that the output is audible through the loudspeakers.

If the tuner is out of the system and on a test bench, a pair of headphones or a VTVM can be connected with clips to the output jack terminals. Fig. 1A is a block diagram of a typical radio receiver; Fig. 1B is that of a high-quality AM tuner intended for use in hi-fi systems. The successive signal-injection points are indicated by arrows and num-

bers. A wiring diagram is most helpful. If none is available a tube manual should be on hand to indicate the base connections of the tubes.

If the receiver is an old type using large metal or glass tubes with grid caps at the top, trouble shooting can be done without even removing the chassis from the cabinet because the tracing signal can be injected simply by touching each grid cap with the generator cable. More modern receivers and tuners, using single-ended tubes, whether large or miniature, will have to be removed from the cabinet or case and the bottom plate removed. In any event, once the tube-socket terminals are exposed and accessible, the tracing procedure is as follows:

1) First connect a pair of test leads to the audio-output binding posts of the signal generator. Turn the audio-output control on the generator all the way up. Do *not* turn the radio on. Attach the ground lead from the generator to the chassis of the receiver or tuner, and touch the hot terminal to the plate pin of the output tube. The audio tone should be audible through the loudspeaker. If there are two output tubes in push-pull, touch the hot lead to the plate of each tube. The volume should be the same. If no audio tone can be heard, touch the generator leads directly to the speaker voice coil. If now the audio is audible, the output transformer is faulty. If no sound is audible, the speaker is at fault.

2) Assuming you do get sound when the test signal is applied to the output-tube plate pin, turn on the radio and let it warm up. Now touch the hot lead to the grid pin of the output tube. The sound should be very much louder—indeed, assuming the generator delivers

10 or 15 v of audio, you should get nearly maximum volume. Now move the hot lead to the plate of the preceding tube, or to the other end of the coupling capacitor. The volume should remain the same. Reduce the output control on the generator until the output is barely audible and move the hot lead to the grid of the preceding tube. The volume should increase very markedly. If not, this stage is faulty. If it does increase sharply, move the hot lead to the plate of the preceding stage or the other end of the coupling capacitor. Again the sound should remain the same; if it is reduced, the capacitor is faulty.

3) When you reach the detector stage the audio signal is no longer useful. Tune the generator to the nominal frequency of the IF amplifier, usually 456 Kc. Turn the generator "coarse" control to maximum and the "fine" control about halfway on. Adjust the internal audio modulation for about 30% modulation. Connect the ground clip of the RF cable to the receiver or tuner cable and touch the hot lead to the plate of the last IF tube. If you hear no sound, sweep the generator dial down to 400 and up to 500, and if you do find a point at which sound is heard, peak the generator. It may be that the receiver IF frequency is 175 Kc or 260 Kc. If you get no sound at any frequency there is trouble in the detector circuit or the last IF transformer.

4) If all is well up to this point, reduce the generator output until the tone is barely audible and then move the hot lead to the grid of the last IF stage. The volume of the tone should increase very sharply. If not, there is trouble in this stage. Check the tube first and then the circuit parameters. But if you do get a sharp increase, move the hot lead to the plate of the preceding stage. If volume increases or remains approximately the same, the IF transformer is good. If vol-

ume is reduced or sound disappears entirely, the transformer is at fault. First try peaking it; if that does no good, make some continuity tests to see if the windings are all right. Proceed in the same way through the IF amplifier until you finish at the converter.

5) After checking at the converter plate, tune the generator to the frequency indicated on the radio or tuner dial, attach a capacitor of about $5 \mu\mu\text{fd}$ to the end of the generator probe, and touch the converter grid. Peak the generator for maximum output. If you can get no signal through the converter, check the oscillator. The simplest way to do this is to apply the probe of a high impedance VTVM — on the 15-volt range — to the grid of the oscillator tube. You should get a reading of *minus* 5 to 15 v. If you do not, the oscillator tube or circuit is at fault.

6) If the converter and oscillator are good move the generator output probe to the plate of the preceding RF stage (if there is one). The tone should remain at about the same volume. (There may be some small difference because the generator will load or detune the transformers; but if the difference is very great there is something wrong with the RF transformer or coils.) Again, reduce the generator output until the tone is barely audible, and move the injection lead to the grid of the RF stage. Again the volume should increase. Now attach the generator cable directly to the antenna terminals of the receiver or tuner. There will usually be a slight reduction; if the reduction is very large the antenna coil is suspect.

The entire series of checks outlined

above can be made in two or three minutes. A dead stage is easily located and one that operates abnormally is also usually easy to spot. When a dead or faulty stage is found, the trouble can be pinpointed by measuring voltages on the tube pins and/or measuring resistances.

FM Tuners

The audio portions of FM receivers or tuners are checked exactly as described above. The procedure changes, however, when you get to the IF stages. For FM tuners with *ratio* detectors, connect the signal generator to the plate of the last IF stage through a $5\text{-}\mu\mu\text{fd}$ capacitor, tune it to 10.7 Mc, and then detune the *secondary* of the ratio-detector transformer until the modulation is audible. Peak the generator for maximum output. If you cannot hear any audio tone, there is trouble somewhere in the ratio-detector transformer or the detector tube itself. If the tone is audible, reduce the generator output until it is just barely audible, and then move the generator output cable probe to the grid of the last IF tube. The volume should rise again. Proceed now exactly as in the case of the AM tuner. When you reach the converter, change the generator frequency to whatever point in the 88- to 110-Mc band the tuner is tuned to. Continue as in the case of the AM tuner.

This procedure will not work with discriminator-type detectors, nor with ratio detectors if they are preceded by effective limiters. When operating properly, these will wipe out the AM modulation so that it is inaudible or poorly audible. A meter indicator is necessary and the high-impedance

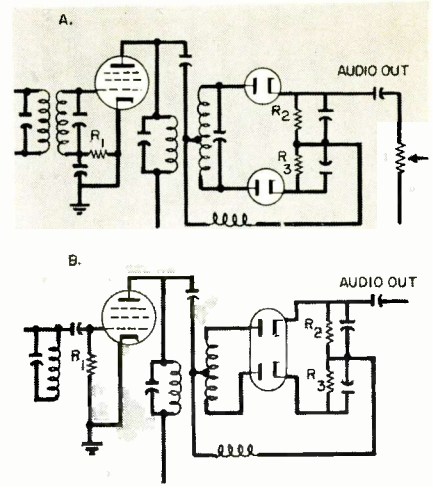
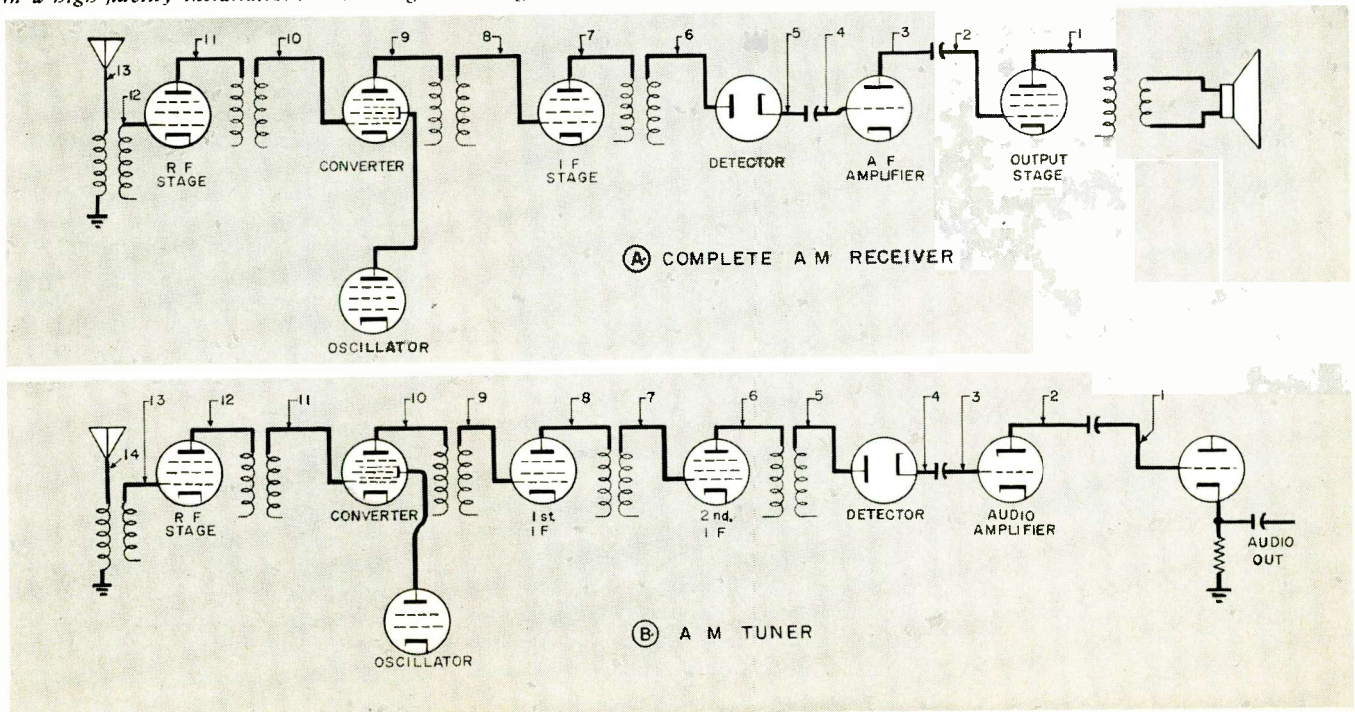


Fig. 2. Two types of FM limiter: A: inductive, and B: inductive-capacitive.

VTVM serves perfectly. To begin, connect the meter to the grid load of the last limiter stage. There are two types of limiter stages. Fig. 2A shows a stage with inductive coupling. Here the grid load is the resistor R1 in series with the bottom end of the transformer. The VTVM should be connected across this resistor. Fig. 2B shows inductive-capacitive coupling. Here the VTVM is connected from grid of the tube to ground. Connect the generator output to the plate of the preceding tube and peak it, adjusting generator output to provide a maximum swing on the 3-volt range of the VTVM. Now reduce the generator output until the meter just barely gives an indication, and move the generator output to the grid of the tube. The meter

Continued on page 46

Fig. 1. The top illustration (A) is a block diagram of a typical AM radio receiver, and B represents an AM tuner likely to be found in a high-fidelity installation. When signal-tracing, start at 1 and proceed backwards stage by stage until the defect is discovered.



Special
Prepublication
Offer

Records in Review
1958

The Fourth
High Fidelity Annual

Until November 15 — \$4.95

After November 15 — \$5.95

The standard reference for the intelligent purchase of LPs and tapes

- Contains reviews of classical and semiclassical music, and the spoken word, that appeared in HIGH FIDELITY Magazine from July 1957 through June 1958.
- Reviews cover the merits of the performance and the quality of the recording. They also make comparative evaluations with releases of previous years.
- Written by some of this country's most knowledgeable critics.
- Nearly 900 reviews of records and stereophonic tapes, arranged alphabetically and by musical category for convenient use.
- Almost three times as many tape reviews as in the previous compilation.
- Includes index of performers.
- Sturdily bound and attractively jacketed.

Order Today

Use Convenient Coupon Below

The Wyeth Press
Great Barrington, Mass.

I enclose \$..... for which please send me, postpaid, copies of **RECORDS IN REVIEW — 1958** at the special prepublication price of \$4.95 per copy. (No C.O.D.s or charge orders please.)

NAME

ADDRESS.....

The RUMBLE Seat

THE following communication touches on a matter of such immediate importance that, at the last moment before publication, we have deleted the article on speaker system level controls which was originally scheduled for this space.

To the Editor:

A complete, whole and total exception is taken by Electro-Voice to the two unqualified points cited by you in September **AUDIOCRAFT**. You stated that three-terminal stereo cartridges should cease to be manufactured (except for ready-to-play phono manufacturers use) and give entirely unfounded reasons for this pronouncement.

Two points for 3 terminal rejection are made: 1) Hum and 2) Electrical Shock. We ask you, in the interests of fairness to over 500,000 present users of Electro-Voice 3-Terminal Stereo Cartridges to acknowledge the exceptions taken to your statements as follows, with equal space devoted to this rebuttal as was given your original contentions.

Your statement:

1. HUM: "The only way you can avoid a ground loop with a three-terminal cartridge is to keep the left-channel amplifier, preamp and speaker system isolated from the corresponding units for the right channel. That pretty much rules out a ganged gain control, a balance control, or any of the channel switching that is so convenient in a stereo system."

Rebuttal—Your statement is not true *except for magnetic cartridges* with their present fantastic degradation in efficiency. This efficiency, always low, averaging 20 millivolts in monaural use, is now averaging 3 to 4 millivolts for stereo because of design problems. It is difficult to use 3-terminal wiring configuration for magnetic, reluctance, or moving coil stereo cartridges for the reason of this low level output and consequent hum. As a consequence, because of inherent design problems most manufacturers of magnetic cartridges chose 4-terminals as a production necessity and have raised as an issue the question of 4 versus 3-terminal design. They have adroitly attempted to capitalize a weakness into an advantage, claiming superiority for 4-terminal design. EV's design could be made either 3 or 4 terminal. In the EV design, the number of terminals is ab-

solutely no consideration other than convenience to the consumer.

Regard these incontrovertible points: The output of 4 millivolts is measured at 1000 cps on a *constant velocity* test record. For RIAA equalized playing of the modern amplitude cut LP record, 36.5 db of equalization from 15 KC down to 30 cps is required. This *places the actual output of a stereo magnetic cartridge at .7 of a millivolt* after proper playback equalization! Moreover, hum bucking coils common to monaural higher level (20 mv) magnetic cartridges have been discarded of necessity for lack of space.

The efficient, modern Electro-Voice Ceramic (PZT) Stereo Cartridge is naturally flat to the RIAA characteristic of present day LP records, requires no equalization, and consequently delivers 500 millivolts. This is nearly 1000 times the output of a magnetic cartridge. (57 db higher)! In other words it has 1/1000th the susceptibility to hum, amplifier noise, microphonics, etc. *Moreover*, because there is no inductance in the Ceramic (PZT) Cartridge—*THERE IS NO 60 CPS HUM PICKUP WHATSOEVER!* Only a minuscule amount of 120 cps hum, almost wholly unmeasurable in its diminutive quantity, can possibly be picked up. This *electrostatic* hum is easily, completely, eliminated by the simple process of grounding a *single* shield.

The efficient, modern, *and superior* Electro-Voice Ceramic Stereo Cartridge warrants the simplicity and consumer benefit of the 3-prong easily shielded single ground. The Ceramic Stereo Cartridge challenges your statements declaiming the 3-prong configuration with over 500,000 satisfied Electro-Voice users *without a hum problem*. **THIS IS MANY TIMES MORE THAN THE TOTAL OF ALL THE 4-PRONG MAGNETIC STEREO CARTRIDGES COMBINED.**

Your statement:

2. ELECTRICAL SHOCK: "Every potential user should be warned against connecting one to an AC-DC or transformerless appliance . . . If the main sound system is wired to an earth ground, this may blow a house fuse; if not, touching any metal of the system may give the operator a severe shock and, possibly, kill him."

Mr. Editor, you obviously did not plot out, even, the simple circuitry of 4-prong

vs 3-prong cartridges in AC-DC applications before considering your statement. To be Underwriter Lab approved, AC-DC devices demand isolating components between power line and exposed metal surfaces. Observe that if a short circuit develops in the electrical isolating component (in itself a highly unlikely supposition) in a 4-prong cartridge application in an AC-DC chassis—the fuse will not blow, 115-volt AC will be exposed at the cartridge terminals, regardless of the wall-plug polarity. With 3-prong cartridges only if the AC plug is plugged in *one* way and only if the electrical isolating component failed—will a voltage be present at the cartridge terminals. Plugged in the other way, the fuse *will* blow.

This makes the 3-prong cartridge 50% safer than the 4-prong! But in reality both types are perfectly safe. And better yet for the CERAMIC 3-prong—the efficiency is so much higher than magnetics—that a non-critical ground at the tonearm *may* be employed—TOTALLY PROTECTING THE USER!

As for the use with stereo amplifiers on a single chassis with ganged controls, no technical reason can be advanced for 4-prong over 3-prong modern ceramic stereo cartridges.


A further point to make is that among package manufacturers you will find 4-terminal stereo cartridges employed on the low-end, their least expensive a-c-d. c. units and 3-terminal stereo cartridges employed virtual exclusively on their quality merchandise with UL approval. To attempt to classify cartridges on the issue of 3 versus 4 terminals is ludicrous on the face of this fact alone.

For the record someone should point out that all high quality music reproduction equipment, component or package is straight a.c. operated and the entire safety question is specious, either 3 or 4 terminal cartridges are perfectly safe.

Lawrence LeKashman
Vice President
Electro-Voice, Inc.
Buchanan, Mich.

It is obvious that there is only one safe conclusion: do not use an AC-DC set as the second channel in a home-rigged stereo system, whether the cartridge has three or four terminals. In view of this conclusion, we feel that otherwise a 3-terminal cartridge is equally as acceptable as a 4-terminal, the final choice being based solely on considerations of performance and convenience.

—ROY ALLISON



First the fabulous TD-124




TD-124 \$99.75 net

NOW

two new "TD" Stereo-Monaural turntables



TD-134 \$60.00 net



TD-184 \$75.00 net

Here's good news for budget-minded hi-fi aficionados. These two new Thorens turntables (with integral tone arm) give you the same basic drive mechanism you get in the ultra-precise TD-124 transcription turntable, but they're streamlined for economy. See the new TD-184 and TD-134 at your authorized Thorens hi-fi dealer's today.

TD-134 Manual Player. 4 speeds. It has the same precision-machined, adjustable-speed drive as the Thorens TD-124 transcription turntable for minimum wow, flutter and rumble. Turntable floats on nylon bearings. Integral tone arm equals tracking performance of separate arms costing as much as half the price of this entire unit. Plug in adapter for standard stereo or monaural cartridges. 15" x 12", extends 2½" below panel, 3" above.

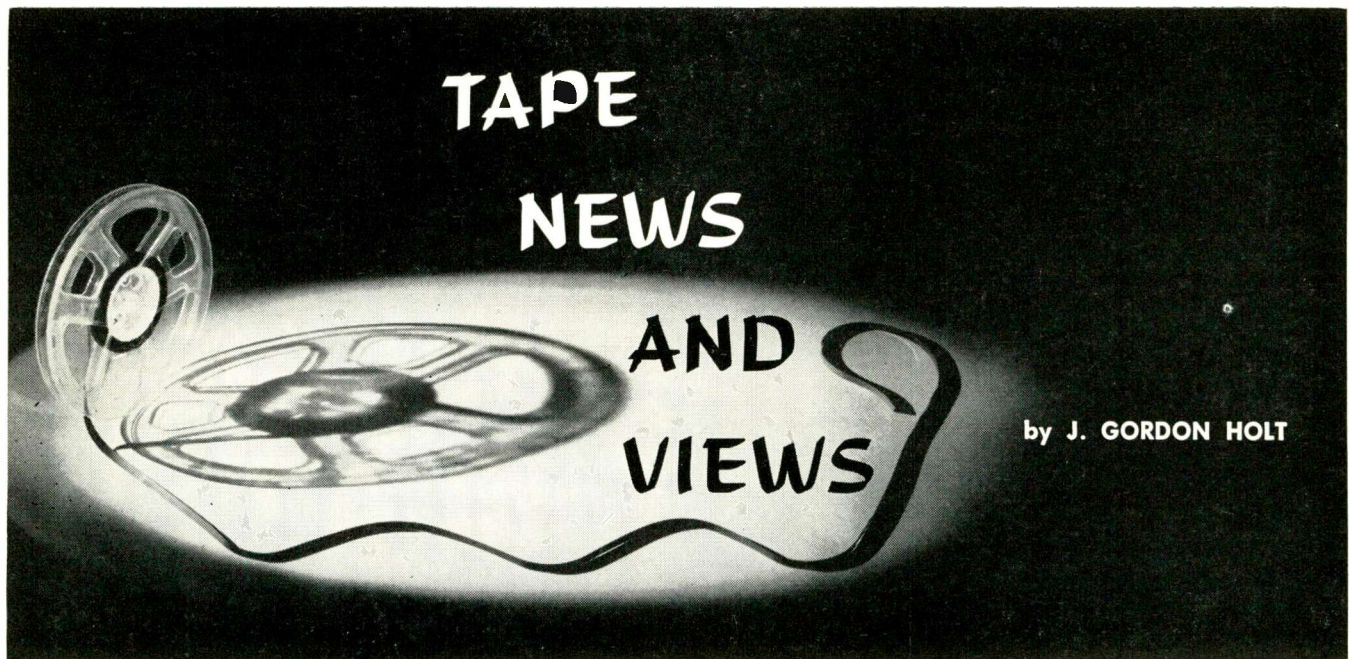
TD-184. Same as TD-134 with semi-automatic operation: One dialing motion selects 7", 10" or 12" record size, starts motor. Arm literally floats down into first record groove on air; adjustable piston controls lowering speed. Absolutely no connection between arm and table during playing. Featherweight position trip shuts off player at end of record, idler disengages and arm lifts. Manual reject control permits shut-off, interruption or manual operation.



Thorens celebrates 75 years of progress in music reproduction

THORENS

SWISS MADE PRODUCTS
HI-FI COMPONENTS • LIGHTERS
SPRING-POWERED SHAVERS
MUSIC BOXES
NEW HYDE PARK, NEW YORK



Toward better monitoring

ONE difference between a casual photographer and a professional or a skilled amateur is that, while the former will simply aim his camera like a gun and shoot whatever is in front of it, the latter (having an artistic bent) will peer through his viewfinder for some minutes, planning the composition of his picture before taking it. To the artist, the viewfinder is a picture frame; to the snapshot fan it is nothing more than a border around his picture of Aunt Agatha watering the poison-ivy bed. He uses it to make sure that his camera is aimed in the right direction, and that it isn't cutting off Aunt Agatha's head, or putting her on a bias like the leaning tower of Pisa. And he'll get his picture, too, but it probably won't be a very good picture.

Similarly, the recordist, who heads the Call of the Community Concert, sets up his tape recorder in the high-school auditorium, and then uses a pair of cheap headphones simply to establish whether or not the sound is going to his tape recorder, is losing three quarters of the advantages of monitoring.

A professional recording studio has an acoustically isolated control room set to one side of the sound studio, and separated from it by a soundproof window. Inside the control room there is a high-quality loudspeaker whose characteristics have (ideally) been compensated to offset any acoustical peculiarities of the control booth, and to insure the closest possible approach to ideal frequency-response linearity. Thus, when setting up for a recording session, an engineer in

the studio may make adjustments in microphone placement while somebody else listens to the results over the monitor speaker. There isn't any need to make test recordings; all that's necessary is to arrange the mikes until the signal heard over the monitor speaker sounds as desired.

For the amateur recordist, obviously, it is not this easy. He has no specially treated studio and no soundproof control room, and must do most of his live recording at remote locations such as the local high-school auditorium or church.



The Ampex 620.

Unless he has the opportunity to record in these places regularly, he is not likely to have the opportunity to experiment with microphone placement. Chances are he'll set up his recorder, wander around in a fit of indecision for a while, and then put his mike or mikes where logic dictates that they *should* work best. Unfortunately, acoustics are rarely logical, and judgment is rarely perfect, with the result that the quality of the recording is largely left to chance.

The next best thing to recording "blind," so to speak, is recording some rehearsals of the group before the actual performance. This gives an opportunity to experiment with several mike setups (making careful notes of each), cart the equipment home, and listen analytically to the results. Then if more woodwinds are needed, or if there is too much echo, corrective measures may be tried at the next rehearsal and the results re-evaluated through the home system. If all goes well, and the right compensations are made, the final tape will probably be very good.

However, it isn't usually practical or possible to record several rehearsals of the performing group; about the best that can be hoped for in most cases is to squeeze in a test recording session at the dress rehearsal, the night or afternoon before the final performance. This means that mike setups must be evaluated on the spot, and that's when good monitoring equipment is needed.

It should not be necessary to point out that, if you are trying to make a recording that will sound good on your home system, any evaluative listening on the spot should be done with a speaker or set of headphones which sound like your main loudspeaker system. If your speaker system is on the brilliant side, the monitor speaker or headphones should be also. Finding a small speaker or a pair of headphones to match the balance of the main system is not too difficult, but something that *can* be problematical is finding a decent place from which to listen.

If a tape recorder is set up directly in front of or to one side of the stage, the full force of sound from the musicians will drown out the sound coming through your headphones, regardless of

how loud these may be. (And most good headphones aren't very loud.) Also, it is obvious that you can't use a loud-speaker for monitoring under these conditions because, as soon as you get it turned up loud enough to hear, it will become a source of annoyance and distraction to persons sitting near you on the stage or in the audience. Or it may actually be picked up by the microphone, causing the howl or metallic ringing of acoustic feedback — perfectly good grounds for having you and your equipment kicked off the premises.

The ideal location for the recorder and monitoring equipment at any remote recording job is in a room behind or to one side of the stage, and the less of the on-stage proceedings that can be heard from that room, the better. This, by the way, is one reason I have always used and advocated using low-impedance microphones; their cables can be run practically any distance without loss of quality. The little-back-room location has several advantages: apart from the fact that it enables you to hear *only* what is coming through your monitor (and thus, what is going into the recorder), it allows you to go about your business of marking tape boxes, cleaning heads, trimming your fingernails, or (sometimes) smoking a cigarette without distracting others. It also prevents the intermission-time gathering of interested individuals who, were they to spot you in the auditorium, would immediately corner you and bombard you with helpful suggestions or brilliantly penetrating questions.

For monophonic recording, headphones or a small loudspeaker will serve equally well for monitoring. A good pair of headphones, such as the Brush 205-A1 or BA-206, the Permoflux HD-1, or the British Industries Type K headset, is favored by most recordists partly because phones are less expensive and far less bulky than are speaker systems of comparable quality, and partly because they are not affected by room acoustics, as are loudspeakers. Both the Brush BA-206 and the Permoflux phones have smooth, wide-range frequency-response characteristics, and both tend to be on the bright side. Both are adequately sensitive, although the crystal elements in the Brush phones are fragile, and will split if overloaded or applied to a source of DC voltage. The Permoflux phones are capable of producing much higher volume levels than the Brush BA-206, but there are few listeners who could tolerate the maximum level of even the Brush phones for long periods of time. Functionally, the main difference between them (apart from price) is in working impedance. All Brush phones are high-impedance, with values ranging between 50,000 and 150,000 ohms. The

Continued on page 42

Two ways to be sure that you

DON'T RUIN

**your
stereo
records:**



1) ESL GYRO BALANCE stereo arm

- ▶ Do you realize that vertical stylus forces which are satisfactory for standard records may easily destroy stereo discs? A .7 mil stereo stylus at 6 grams produces approximately the same pressures between record and stylus as a one mil standard LP stylus at 12 to 14 grams. With a high quality cartridge such as the triumphant new ESL GYRO/JEWEL electrodynamic stereo cartridge, the GYRO/BALANCE arm will track properly at only 2 grams, greatly prolonging the life of your records and styli.
- ▶ Your stereo discs deserve the GYRO/BALANCE—the only true stereo arm. Unlike so-called stereo arms which are but slightly altered monophonic arms, the GYRO/BALANCE is all-new. It is the only arm which the independent, objective High Fidelity Consumer's Bureau of Standards approves at this time for high-performance stereo use.
- ▶ Look for the dramatically different new ESL GYRO/BALANCE at your audio dealer's. It's magnificent with monophonic cartridges, too! Only \$34.95, complete with quick-change shell.



2)

ESL Dust Bug

- ▶ Do you realize that stereo records are even more vulnerable to dust and dirt than standard LP's are? Those pops and clicks due to dust particles are much louder on stereo and therefore even more annoying than on standard discs. Still worse, permanent and expensive damage to your stereo records may result from this oft-overlooked enemy.
- ▶ The ESL Dust Bug is world-famed as the safe, effective record groove cleaner. It cleans record grooves automatically while they are played, and eliminates the static charge present in all records which would attract more dust.
- ▶ Insist on the reliable ESL Dust Bug at your audio dealer's. The standard model is only \$5.75 complete; the Record Changer Dust Bug is only \$4.75 complete. Both are magnificent with monophonic records, too!



FOR LISTENING AT ITS BEST
Electro-Sonic Laboratories, Inc.

Dept. C • 35-54 Thirty-sixth Street • Long Island City 6, N.Y.

Sound-Fanciers' Guide

by R. D. Darrell

Hi-Fi Show Pre-Echoes

Even if my otherwise well-supplied listening room and cellar workshop lack a reliable wide-range, low-distortion crystal ball, I run little risk of expulsion from the Guild of Audio Prognosticators in prophesying well in advance of the season's opening that nothing else in the big hi-fi shows will be plugged as vigorously or arouse as intense public curiosity as stereo discs and stereo equipment. I can't say that I'm *wholly* overjoyed by this prospect, since I fear that the past year's impressive achievements in stereo-tape recording and reproduction techniques (to say nothing of monophonic techniques) will be unjustly neglected. Nevertheless, I can rejoice mightily that after a somewhat unpromising start, stereo discs already have made such sensational strides that even the most reluctant or skeptical audiophile simply can't afford to lag far behind their triumphal bandwagon progress.

Stereo discs are pouring from the presses so fast that no one reviewer can manage to hear all or even most of them, and of course many of those that will be demonstrated at the shows are either unannounced or unavailable at this time. But whatever other show stoppers are still to come, I can safely bet that the roster will include several real gems I've had spinning on my own turntable. If you're already set up for 45/45 playback at home, I strongly recommend your hearing at least some of these before you visit the shows themselves, for there is no better preparation for judging — on the basis of known materials — the comparative merits of the bewildering variety of stereo pickups and preamps to be unveiled there. In any case, these are discs which effectively display the present state of the recording art and most rigorously test the capabilities of the currently available reproducing equipment.

Among the big symphonic showpieces, last month's recommendations now must be augmented by Ormandy's superb performance of Prokofiev's Fifth (Columbia MS 6004), the latest and most scintillating yet of Ansermet's re-



cordings of Stravinsky's *Petrouchka* (London CS 6009), and the longtime Fiedler favorite, the Offenbach-Rosenthal *Gaité Parisienne* (RCA Victor LSC 1817).

And among the novelties and miscellaneous lighter works: the pioneering Dukes' of Dixieland Vol. 3, *Marching Along* (Audio Fidelity AFSD 1851), is now accompanied by Richard Schory's *Re-Percussion*, no less glittering in its appearance under the new Concert Discs label (CS 21) than in its earlier Concertapes reel; London's *Journey into Stereo Sound* (PS 100), which I have learned since writing last month's copy not only is available for general sale, rather than dealers' demonstrations only, but already has zoomed up into the best-seller lists; Les Baxter's Hollywoodian travelogues, *Ports of Pleasure* (Capitol ST 868); Pee Wee Russell's imaginative improvisations in *Portrait of Pee Wee* (Counterpoint CPST 562); Ken Moule's *Jazz at Toud Hall* (London PS 108), which couples a batch of good but not extraordinary British dance pieces with a far more distinctive jazz suite based


on Kenneth Grahame's *Wind in the Willows*; Jimmy Giuffre's "wanly loitering" clarinet (and baritone and tenor sax) in lyrical soliloquies on tunes from *The Music Man* (Atlantic SD 1276); and, less for its often schmalzy music than for its novel, however throbby, Electro-Theremin solos by Paul Tanner, the *Music for Heavenly Bodies* on one of Omega's handsomely packaged first disc releases (OSL 4).

Stereo Quintessences


Yet many of the most profoundly impressive musical as well as sonic stereo-disc achievements to date are less well suited to bits-and-pieces demonstrations amid the usual hi-fi-show pandemonium. Dramatically exciting as the apocalyptic brass-band and timpani climaxes in Berlioz's *Requiem* may seem when heard under even such circumstances, the eloquent restraint of Scherchen's monumental performance, as well as the rich beauty and spaciousness of the Westminster-Véga recording (WST 201, two 12-in.), made in the same chapel of L'Hôtel des Invalides, Paris, for which the score was originally created, simply cannot be fully grasped except in one's own living room where the *Requiem* can be memorably experienced free from all distractions in its entirety.

And stereo's unique ability to transform one's living-room wall into a proscenium opening up on the magical world of the theater never can be enjoyed for its full dramatic realism in tantalizing samples. As yet we've had no entirely satisfactory opera in the new medium, but the complete D'Oyly-Carte *Mikado* (London OSA 1201, two 12-inch) not only foreshadows the imminent triumphs in this repertory, but for the first time on records brings us a Gilbert and Sullivan operetta that charms its listeners with the expansive gusto of the finest stage performances. The soloists here are not exceptional in themselves, and few individual scenes can be effectively isolated for demonstration purposes, but hearing this gloriously spirited presentation from beginning to end is a fresh and exciting


Continued on page 45




R000 BIG DIXIE—Harry Zimmerman's Big band plays the biggest, wildest, Dixie and Blues you've ever heard. Sensational sounding brass!




R716 GEORGE WRIGHT GOES SOUTH PACIFIC—A new slant on the score from the famous Broadway musical. George Wright's 2 million selling popularity scores another hit on the mighty 5 Manual Wurlitzer Pipe Organ.




R715 GEORGE WRIGHT'S IMPRESSIONS OF MY FAIR LADY—Off-beat interpretations played on the mighty Wurlitzer 5 Manual Theater Pipe Organ as only Wright can do it.



R806 TABOO—The fabulous, exotic sounds of Arthur Lyman's Hawaiian Village Group recorded in Henry J. Kaiser's aluminum dome, Honolulu.




R606 VERLYE MILLS HARP WITH A BILLY MAY BEAT—Big band Billy May pile driver brass with Verlye Mills jazz harp.



R8#5 JAZZ'N RAZZ MA TAZZ—Red-hot rhythms from the Roaring twenties with George Wright's Varsity 5.



R—FLIGHT TO TOKYO—New, zany Oriental sounds from the mighty Wurlitzer 5 Manual Pipe Organ by the Inimitable George Wright.




R808 BWANA A—Recorded in Henry J. Kaiser's aluminum dome, Honolulu, Arthur Lyman again captures the exotic sounds of his #1 best seller Taboo.

NOW! THE MOST SENSATIONAL SOUND "ON RECORD"

INCOMPARABLE
HIFI **STEREO** DISCS
HIFI **STEREO** DISCS
HIFI **STEREO** DISCS


True Stereophonic Sound from a Disc!
HIGH FIDELITY RECORDINGS, INC.
Now brings you THE BEST sounding
Stereophonic Long Playing Records.
Absolute realism without compromise
Let your ears tell you the difference.



"The sound that named a company"
HIGH FIDELITY RECORDINGS, INC.

7803 Sunset Boulevard, Hollywood 46, California

PRECISION ...




precisely
for music!

*A pickup precisely designed for music!
A stereo pickup with all the compliance, frequency response and distortion-free performance required for the highest quality music reproduction.*

This...is the STANTON Stereo-FLUXVALVE...

where quality starts and the music begins!



The STANTON Model 196 UNI-Phase Arm with integrated Stereo-FLUXVALVE Pickup—\$59.85 with replaceable 0.7 mil diamond T-GUARD Stylus.

The STANTON Model 371 Stereo-FLUXVALVE Cartridge—\$29.85 with replaceable 0.7 mil diamond T-GUARD Stylus.

Hermetically sealed for a lifetime of trouble-free use, the STANTON Stereo-FLUXVALVE performs in a way no other pickup can equal. Use it in automatic or manual record playing systems.

PHOTOGRAPHED BY MORT WELDON

PC For those who can hear the difference
FINE QUALITY HIGH FIDELITY PRODUCTS BY
PICKERING & COMPANY, INC.,
Plainview, N. Y.

FLUXVALVE, T-GUARD, UNI-Phase are registered trademarks

Address Dept. C108 for a free copy of
IT TAKES TWO TO STEREO by Walter O. Stanton.



Drilling Screw Holes

Many hobbyists, like myself, avoid using sheet-metal or self-tapping screws because they do not know the proper size hole to drill. The table below gives the necessary information including the correct drill number for two materials,

various thicknesses, and four screw sizes. The materials designated are those commonly used in chassis. Note that these types of screws are not recommended for certain thicknesses of aluminum. A table to convert gauge numbers to thickness in inches is also given.

	Screw Size	Thickness of Material in Inches					
		.015 to .018	.019 to .040	.041 to .056	.057 to .072	.072 to .089	
Material	Sheet Steel	4-40	44	44	42	42	
		6-32	37	37	33	33	
		8-32	30	30	28	28	
		10-24	25	25	23	23	
		4-40			41	41	
Sheet Aluminum	6-32			32	32		
	8-32			27	27		
	10-24			20	20		
Sheet Steel	Sheet-Metal Screws, Drill Sizes	4-24	44	42	41	39	38
		6-20	37	36	34	32	31
		8-18	32	32	30	29	28
		10-16	27	27	27	24	22
		4-24				39	38
Sheet Aluminum	6-20				32	31	
	8-18				27	27	
	10-16				22	22	
Gauge No.	Steel* Thickness, Inches	Aluminum** Thickness, Inches					
12	.1046	.0808					
14	.0747	.0641					
16	.0598	.0508					
18	.0478	.0403					
20	.0359	.0320					
22	.0299	.0253					

* U.S. Standard Sheet-Metal Gage

** American or Brown and Sharpe Wire Gage

R. G. Chaplick
Silver Spring, Md.

Lining Speaker Enclosures

Here's a way to use ordinary inexpensive rock-wool bats of insulation to line speaker enclosures. Carefully tear away the protective paper from the bats and lay the exposed wool in place in the cabinet. Then cut small squares of heavy paper (about the weight of the cover stock of this magazine) and lay them at regular intervals over the surface. Now you can tack or staple through the paper and through the insulation, holding the insulation firmly in position without tearing through.

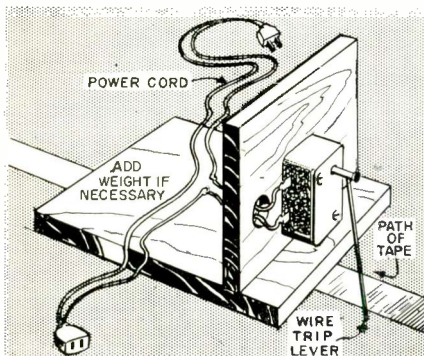
L. E. Johnston
Madison, Wis.

Automatic Cutoff for Recorder

I have just devised an automatic cutoff for my Pentron tape deck, which should be adaptable to almost any recorder on the market. It consists of a microswitch on a 5-foot extension cord, in series with the power input; this is more convenient than placing it directly on the tape cord. The switch I used is made by Micro Switch Co. of Freeport, Illinois, and is rated at 5 amps, 125 or 250 v AC, with about 2 grams necessary to operate it. It is a single-pole, single-throw, normally open switch, but a single-pole, double-throw would work just as well. Acro

makes a switch that looks similar (1CMD1-2AXX-A22, 2.5 grams, 3 amps, 125 v AC).

I placed the switch on a wooden frame, and then put the whole assembly on the machine in such a way that the trip wire rides against the tape, closing the circuit. When the tape has run out or broken, the pressure is off and the switch opens the circuit again. I then



Details of recorder switch.

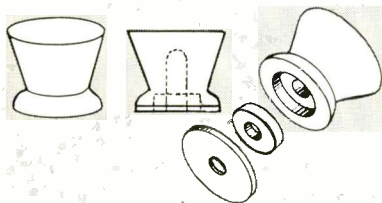
ran the trip wire against the smooth side of the tape; for further protection a length of plastic insulation was placed over the wire trip lever. The wooden base may be merely set on the recorder or it may be attached if the machine is used in the vertical position.

G. Frederic Hoffman
Philipsburg, Pa.

Reel Knobs

My tape deck was designed for vertical or horizontal mounting, but when it is in the vertical position the reels do not stay in place. Two rubber grommets held them on, but were difficult to put on and take off. The illustrated knob does the job nicely. I shaped the knob on a lathe, but an empty thread spool will do as well.

The center hole is bored for a loose fit on the reel shaft. A second hole, whose diameter and depth are determined by the grommet, is bored or chiseled concentric with the first hole. The



Home made reel Knobs.

grommet is held in place by a metal plate, bored for a loose fit on the shaft, and then is fastened to the knob with contact cement.

Use a twisting, pushing motion to put the knobs in place. As an added benefit, the knobs reduce mechanical noise from rewinding.


James W. Slabaugh
Reading, Minn.

incomparably *the Best* in build-your-own hi-fi **knight[®]-kit STEREO**

AN ALLIED RADIO PRODUCT



- Money-Saving Hi-Fi at its Finest
 - Advanced, Easiest-to-Build Design
 - Superb Musical Performance
- EASY TERMS AVAILABLE**



knight-kit Stereo Deluxe Preampifier Kit

Model Y-776 **\$62.50** \$6.25 down

There's nothing finer in Stereo—it's in a class by itself—a control center that will do *anything* and *everything* you want.


Superior Features: Amazing input flexibility—5 Stereo inputs (including tape heads), additional 4 inputs for monaural; all can be permanently connected and controlled from single switch. 6 record equalizations for monaural; RIAA for Stereo. Volume, bass and treble controls on concentric shafts with special clutch for both individual channel adjustment and overall control. Single switch selects straight Stereo, Stereo Re-

verse, either channel separately, or either channel into total monaural output. Continuously variable loudness control; cathode follower output and special recorder outputs; hum-free—DC on all tube filaments. Distortion, 0.15%; response, 7-120,000 cps. Exclusive printed-circuit switches and printed-circuit boards. Step-by-step construction manual with wall-size picture diagrams for simplified assembly. Beautiful custom-styled case, 4¼ x 15 x 8". 17½ lbs.

Model Y-776. Net, F.O.B. Chicago, only **\$62.50**

knight-kit 60-Watt Stereo Basic Amplifier Kit

Model Y-777 **\$84.50** \$8.45 down




Absolutely the finest amplifier you can build—equal to highest-priced factory-built units. Ideal for use with preamp above, either as two 30-watt stereo amplifiers or 60-watt monaural amplifier. Response flat from 10 cps to 42,000 cps. Amazing 0.08% distortion at full 60 watts. Printed circuitry for easy assembly. Black and chrome styling; 9 x 14 x 8¼". 36 lbs.

Model Y-777. Net, F.O.B. Chicago, only **\$84.50**
Y-779. Gray metal cover for above. . . . \$ 6.50

knight-kit 25-Watt Basic Linear Deluxe Amplifier Kit

Model Y-793 **\$44.50** \$4.45 down



Alone in its class for flawless output and highest stability. *Harmonic Dist., 0.11%; IM, 0.17% at full 25 watts.* Response: ± 0.5 db, 9 to 70,000 cps. Calibrated variable damping control. Balance control for precise adjustment of output tubes. Extreme stability even with speaker loads of high reactance. Black and chrome styling; 4¾ x 14½ x 7¼". Printed circuit board. Easy to assemble. Shpg. wt., 25 lbs.

Model Y-793. Net, F.O.B. Chicago, only **\$44.50**
Y-794. Gold-finished metal cover \$ 4.75

There is an easy-to-build **knight-kit** for every hi-fi need... see catalog for full details

- | | |
|---------------------|-----------------------|
| Stereo Control Unit | FM-AM Tuner |
| 12-Watt Amplifier | FM Tuner |
| 18-Watt Amplifier | Hi-Fi Preampifier |
| 30-Watt Amplifier | 2-Way Speaker Systems |
| | 3-Way Speaker Systems |

FREE 452-PAGE 1959

ALLIED CATALOG

Send for this value-packed catalog featuring: the complete line of superb Hi-Fi KNIGHT-KITS; the world's largest selection of quality Hi-Fi components and complete music systems—everything in STEREO; the world's largest stocks of Electronic equipment and supplies. Send for your **FREE** copy today.



ALLIED RADIO

ALLIED RADIO CORP., Dept. 54-K8
100 N. Western Ave., Chicago 80, Ill.

Ship the following Hi-Fi KNIGHT-KITS:
\$ _____ enclosed

Send FREE 1959 ALLIED 452-Page Catalog

Name _____
Address _____
City _____ Zone _____ State _____

introducing the

JansZen*

model 350

DYNAMIC WOOFER

a clear challenge to the
largest bass speakers



The remarkable 11" woofer of the new JansZen Z-300 System is available separately for built-in single or multiple speaker installations. Specifically designed to complement the delicate clarity of JansZen Electrostatic Tweeters, the Model 350 driver offers clean, "honest" bass devoid of all false resonances, hangover or boom. Transient and harmonic distortions are almost immeasurable at any listening level. Response is uncannily flat from 45 to 2000 cycles with excellent response to below 30 cycles.

The special light-mass cone of the Model 350 is judiciously weighted at the apex to give smooth rolloff above 2000 cycles without the need for transient-degrading crossovers. A very flexible rim of foam-treated cloth attaches the cone to the cast aluminum frame and allows $\frac{3}{8}$ " piston-like cone excursions without breakup at any frequency. This unique cone is so perfectly controlled by a powerful $\frac{3}{4}$ -lb magnet structure that it will handle powers up to 100 watts on music.

BUILD YOUR OWN SMALL ENCLOSURE

Only an infinite baffle—easily built with hand tools—should be used with the JansZen driver. An enclosed volume of 2.2 cubic feet, totally filled with fiberglas chunks gives optimum results. Complete enclosure plans are furnished with each driver.

At only \$44.50 (slightly higher in West), the Model 350 makes an excellent foundation for any good high fidelity system. Hear it soon in the JansZen Z-300 System. Literature and name of nearest dealer gladly sent on request.

*including designs by Arthur A. Janszen and made only by
NESHAMINY ELECTRONIC CORP., Neshaminy, Pa.

Export Div.: 25 Warren St., New York 7, N. Y.
Cable: Simontrice, N. Y.

See Us At The New York Show

STEREO COMPATIBILITY

Continued from page 19

motion is more complex. There is some wear on the base of the ball tip, besides the usual wear on the sides, and the latter extends farther fore and aft than it does on a stylus playing conventional records. One of the main reasons for more rapid wear is the fact that stereo-cartridge stylus assemblies, in general, have greater moving mass. Although every effort has been made to cut down the mass of the stylus assembly, it is still somewhat higher on the average than that of a conventional cartridge.

Stylus wear varied greatly from cartridge to cartridge, according to the specific moving mass and compliance. The more vertical compliance, the less wear for a given amount of mass. Pinch effect is an important consideration with stereo records. It is detrimental to sound, but is an unavoidable consequence of the recording/reproducing cycle we use for disc records. In addition, this type of motion is an essential part of the complex stylus motion on a stereo record. Vertical stylus freedom is important to both stereo reproduction and reduced stylus wear, and, of course, also influences record wear.

One of the more important considerations recently has been the use of stereo cartridges on conventional records. Since I was concerned primarily with wear on stereo cartridges and records, this was not one of the questions I had intended to discuss. But while testing the stereo cartridges, monophonic records were played to determine the stylus wear on them, and incidental to this, observations were made concerning the quality of reproduction obtained. They are interesting enough to mention briefly before continuing with stereo-stylus wear.

As was to be expected, the stereo cartridge's generally greater moving mass and lower lateral compliance made it inferior on monophonic records as compared to conventional cartridges. Highs had a slightly greater tendency to "break up," and there was a little more distortion. Lows were not too greatly affected, although there was a detectable difference. The most notable difference, however, was in the greater amount of surface noise with stereo cartridges. Because of the vertical sensitivity, dust, surface hiss, and scratches were more annoying than with a good monophonic cartridge. The ideal conventional cartridge has no vertical output and high vertical compliance. The stereo cartridge has the latter, but also has the same amount of vertical output as lateral output. Thus, the scratch filter on the preamp became quite useful.

Rumble too became a problem. Many older lateral discs have quite a bit of rumble recorded on them. This is de-

tected with a conventional cartridge quite easily. It is more readily apparent with a stereo cartridge, because vertical recording-table rumble is cut in a vertical manner, even on a lateral record. What was worse, however, was the rumble of the record-rotating device. This will be covered in full detail in Part III of this series.

It should be noted that much of this noise is eliminated if the two output channels of a stereo cartridge are paralleled when playing a monophonic disc, thereby eliminating the vertical output. But by and large, a stereo cartridge does not perform quite so well on monophonic discs as does a monophonic cartridge. A monophonic cartridge, therefore, probably should remain an essential part of a component high-fidelity system. It can be used to play monophonic records, while the stereo cartridge is used to play only stereo records. To be sure, a monophonic record does often sound better when it is played on a stereo system, both channels carrying the same program. But this can be done via the preamp rather than the cartridge.

In time, surely, stereo cartridges will be improved to such an extent that they will be able to replace monophonic cartridges for all purposes. And even now, most package systems will be able to get along perfectly well with a stereo cartridge only.



Getting back to stylus wear: the stereo-cartridge stylus wears out faster on a monophonic record than does a monophonic-cartridge stylus, for the same reason that it wears more rapidly on a stereo disc—the mass of the stylus assembly is greater, and the compliance less, on an average basis.

I have never gone along with the 4,000-hour life claimed for a conventional diamond microgroove stylus. In my experience, the average diamond remains in perfect condition no more than 500 hours. Even that long a playing life is obtained only when exceptional care is given to keep the records clean and stylus force correct. More often than not, a diamond stylus begins to damage a record after 350 hours or so. Of course, this refers to a 1-mil stylus. With a 0.7-mil stylus, the average life runs slightly better than 400 hours without groove damage. A 0.7-mil diamond in a stereo cartridge lasts 300 hours quite safely. A 0.5-mil stylus is good for both sides of better than 400 12-inch stereo LP's. This is still quite good stylus life, nearly comparable to monophonic results.

The stereo record also wears a bit more rapidly than its conventional counterpart, as we have seen. Having a much more complex groove shape and forcing a stylus with greater mass and

lesser compliance to follow this more complex path, it is bound to suffer greater wear. But because the stylus-tip radius and the average stylus force have both been reduced somewhat, the difference between the life of a stereo record and a monophonic record is slight. With care, the life of a stereo record can be nearly as long and useful as that of a monophonic record. As a matter of fact, with the constantly improved vinyl and other materials being used for pressing records, stereo records may well, in the very near future, have a longer life than the conventional LP's we know so well.



I found one major fault with some stereo records that I had hoped not to. Each time a disc is pressed, the metal stamper wears a bit. As the stamper is used, it becomes progressively more worn and it makes worse and worse discs. Excessive use of stampers has always been a source of trouble, and has been the subject of complaint after complaint. If you wondered whether the introduction of stereo records would end this practice, it hasn't.

I have been speaking on a relative basis all through these two articles, comparing stereo discs and equipment with present monophonic discs and equipment, which—on a purely technical basis—have reached a very high degree of excellence. Even if the stereo units aren't quite as good yet, still they are of amazingly high quality, very close, in fact, to the corresponding recorded stereo tapes in A-B comparisons. And when the fact that they are stereo is taken into consideration, I have no hesitancy in saying that I prefer early stereo discs and cartridges, for the increased listening pleasure they give, to monophonic discs. They will get better, but even now they are well worth investing in.

Next month will be published the third and final portion of this study of compatibility of stereo records and the devices used to play them. At this time, I would like to thank the record makers who have been of invaluable aid in carrying out the tests noted herein. These were Capitol, Esoteric, Decca, Counterpoint, Vanguard, RCA Victor, and London. I would particularly like to thank the following people in the New York and Hollywood offices of Capitol Records: Irv Joel, Don Plunkett, Bill Muster; and the engineering and sales staffs they head.

I would also like to thank the following manufacturers of high-fidelity components: Audiogersh, Gray, Fisher, Acoustic Research, H. H. Scott, Thorens, Pickering, Shure, Sonotone, Electro-Voice, Stephens, University, Altec-Lansing, Ronette, Bell, Heath, Fairchild, GE, and Norelco. Without their cooperation, this task would have been difficult if not impossible.

When Converting Your Phono to Stereo...Use



**MODEL
PAC-AMP-1**

The ERIE AUDIO-AMPLIFIER KIT featuring "PAC" and an ERIE Printed Wiring Board

With these Plug-in Components:

- ERIE "PAC" (Pre-Assembled Components)
- ERIE PRINTED BOARD
- OUTPUT TRANSFORMER
- FILTER CAPACITOR
- VOLUME CONTROL and SWITCH
- TUBE SOCKETS
- CAPACITORS
- TONE CONTROL
- TUBES

SPECIFICATIONS FOR ERIE STANDARD AUDIO-AMPLIFIER


- Frequency Response: 30 cycles to 12,000 cycles +0, -3.5 db.
- Sensitivity: 0.56 volt RMS (input at 1 KC) for 2 watt output.
- Power Output: 2 watts • Input Impedance: 2 megohms.
- Output Impedance: 4 ohms • AC Power Consumption: 17 watts.
- Overall Dimensions: 6 3/8" L x 4 3/8" W x 3 7/8" H • Shipping Weight: 2 lbs.

See and hear it at
your local distributor
or Write for
nearest source.

ERIE Electronics Distributor
DIVISION
ERIE RESISTOR CORPORATION
ERIE, PA.

PENTRON STEREO

HIGH FIDELITY
TAPE RECORDERS



professional performance at popular prices
NOW YOU CAN RECORD STEREO, TOO!

Pentron's totally new TM-4 Stereo Tape Deck is the ideal addition to your custom high fidelity system: records and plays stereo... 4-track as well as 2-track tape, records and plays monaural and has all the exclusive Pentron stereo features which assure you matchless performance of a professional quality never before possible at popular prices.

Pentron tape mechanisms are precision engineered with full-range frequency response, Azmur-X head azimuth adjustment, single Finger-Flite rotary control, easy dual-speed control lever, four outputs plus two AC convenience outlets, self-energized braking, stereo or monaural erase, designed to operate at any mounting angle.

The Pentron TM-4 is priced at \$109.95 net and is available at professional high fidelity showrooms. For detailed information on Pentron high fidelity tape recorders, amplifiers, pre-amps, mike mixers, tape decks, and stereo conversion kits, write Dept. C-10 or see your yellow pages.

SEE THE NEW PENTRON EMPEROR II...






THE ONLY COMPLETE POPULAR-PRICED
STEREO RECORDING SYSTEM

PENTRON CORPORATION 777 South Tripp Avenue, Chicago 24, Illinois
CANADA: Atlas Radio Ltd., Toronto. EXPORT: Raytheon Manufacturing Company, Waltham, Massachusetts

a
matter
of
fact

Publications which are members of the Audit Bureau of Circulations* provide advertisers with circulation figures which are a *matter of fact* — provable, believable, audited and open to all. Such accurate information, because it reveals fluctuations in circulation, enables an editor to judge editorial policies and content — to see if the reader is getting what he wants. Thus, membership in the A. B. C. supplies standards of measurement which result in distinct benefits to readers and advertisers alike. It is a *matter of fact* — and pride — that both publications of AUDIOCOM, Inc. are members of the A. B. C. — privileged to carry this symbol of publishing integrity.

* A voluntary, cooperative, and non-profit association of advertisers, advertising agencies and publishers, founded in 1914 to ensure dependable circulation statistics for media buyers and to give publishers full credit for legitimate circulation statements.



COMING to your city HIGH FIDELITY MUSIC SHOWS

See and hear the latest in HIGH FIDELITY from leading high-fidelity manufacturers . . .

Don't miss these public showings of Hi-Fi Equipment . . . from the most economical units for the budget-minded to spectacular home music theatres . . . compare and enjoy them all. Components and complete systems will be displayed.

● 1958-1959 HIGH FIDELITY MUSIC SHOW SCHEDULE ●

ROCHESTER, N.Y. — Sheraton Hotel
September 26, 27, 28, 1958

CINCINNATI, OHIO — Sheraton-Gibson
Hotel
October 10, 11, 12, 1958

DETROIT, MICH. — Hotel Statler
October 17, 18, 19, 1958

OMAHA, NEBR. — Paxton Hotel
November 7, 8, 9, 1958

SEATTLE, WASH. — New Washington Hotel
November 21, 22, 23, 1958

MINNEAPOLIS, MINN. — Dyckman Hotel
January 9, 10, 11, 1959

DENVER COLO. — Cosmopolitan Hotel
March 6, 7, 8, 1959

BALTIMORE, MD. — Lord Baltimore Hotel
March 20, 21, 22, 1959

PITTSBURGH, PA. — Penn-Sheraton Hotel
April 3, 4, 5, 1959

BUFFALO, N.Y. — Statler Hotel
April 10, 11, 12, 1959

Rigo Enterprises, Inc. 500 North Dearborn Street, Chicago 10, Illinois

TAPE NEWS

Continued from page 35

Permoflux ones are available in 8-ohm or 600-ohm models, for use with high-fidelity power amplifiers or professional-type low-impedance lines fed by transformers.

Less sensitive and more fragile than the BA-206 is the Brush 205-A1, which is markedly different in sonic balance. These phones incorporate built-in bass boost, which compensates for the poor acoustical coupling between the ears and the phones. Their over-all sound is much like that of some of the finest loudspeaker systems — full, natural, and softly subdued (as opposed to brilliant). These, too, are very smooth in response and wide in range, but are more difficult to use as quality monitors than are the other phones I've mentioned, simply because their output is much lower. They *must* be used in quiet surroundings when you want to hear the signal primarily through the phones.

I've never tried the British Industries Model K phones, so I can't say what they are like. I've heard from reliable sources that they are very good, but their sonic balance is something I won't attempt to speculate about. Perhaps I can report on them at a later time. The Model K's, by the way, are also low-Z types, available at 52 ohms (the significance of this value escapes me) and 600 ohms.

For speaker monitoring, practically any small loudspeaker and low-powered amplifier can be used, as long as the speaker's sonic flavor is like that of the main system at home. The speaker and amplifier may be housed in a single small carrying case, if there is adequate ventilation around the amplifier. An ideal unit for on-the-spot loudspeaker monitoring is the Ampex 620 speaker-amplifier system. This consists of a small amplifier and a specially baffled loudspeaker, both housed in a light, compact carrying case. The speaker is electrically equalized to extend its high-frequency range and to offset the bass loss incurred by the small enclosure, and the over-all sound is remarkably good. A well-thought-out tone-control system on the amplifier provides a wide variation in over-all response, and this control may be used to preset the 620 to match the sound of the main loudspeaker. The only difficulties are that transient response and distortion at higher-than-moderate levels are not quite what they could be. It's still the best thing I've found for monitoring, and I know of several people who use them in their homes as their main playback systems.

Because headphone listening is an aural phenomenon unto itself, it takes time to become accustomed to the sound of even the best headphones. Anyone who is going to be using headphones


So simple it's
like magic...

Grommes Little Genie HI-FI KITS




LAYER-BUILT • COLOR-GUIDE

Before you build another kit see this new method of Kit Assembly. Each kit is complete with all parts and the new exclusive "Little Genie" Instruction Book.



NEW
LJ-6K
\$24⁹⁵

LJ-6K 10 Watt Amplifier (Little Jewel). Highest value in the low priced field, with built-in pre-amplifier and record compensator on phono channel. Freq. Response: $\pm 1\text{DB}$ 20 to 20,000 CPS at 1 watt. Distortion: 2% harmonic or less at 10 watts. In Charcoal and Brass. Shpg. Wt. 10 lbs. Complete Kit and instructions.....Net 24.95



NEW
207AK
\$44⁵⁰

207A-K Hi-Fi Preamplifier. The ideal control unit with self-power feature for use with any basic amplifier. True flexibility with 10 separate controls. Feedback throughout for low distortion and wide frequency response. In charcoal gray and brass. Shpg. Wt. 10 lbs. Complete Kit and instructions.....Net 44.50

250A-K 60 Watt Basic Hi-Fi Amplifier. For use with a preamplifier (such as 207A-K). New advanced circuitry for true high fidelity with exceptional reserve power. Shpg. Wt. 40 lbs. Complete Kit and instructions Net 79.50

20PG8-K 20 Watt Hi-Fi Amplifier featuring greater flexibility of controls and new advanced circuitry. Feedback throughout, 10 controls and 6 inputs including tape. Wt. 21 lbs. Complete Kit and Instructions Net 59.50

Prices slightly higher West of the Rockies

See your Hi-Fi Dealer or write . . .

Grommes—A Division of Precision Electronics, Inc.
Dept. A-10 9101 King. Ave., Franklin Park, Illinois

Send details on all Hi-Fi Kits.
 Send complete details on Kit.

Name.....
Address.....
City.....Zone.....State.....

for recorded-quality monitoring should train his ears, so to speak, by extensive listening through them at home to records or tapes with which he is completely familiar. The sound on these recordings won't seem to be the same as when they are reproduced via the main speaker system, but if the phones are generally similar to the main speaker, it should not take long to develop facility in interpreting headphone sound in terms of loudspeaker sound.

Monitoring stereophonic recordings is another problem altogether, and I'll reserve that topic for a later column. At this point, even though I haven't done as much experimenting as I would like to, I have found that loudspeakers are almost a necessity, unless you have the ability to apply very appreciable mental corrections to what you're hearing. A good, natural-sounding stereo recording is singularly unnatural through headphones, and a stereo recording that sounds natural through phones will usually be found to have totally inadequate spread or depth. As I said, it can be done with phones, but loudspeakers are much easier to cope with as well as being easier on the ear lobes.

The Sony Condenser Microphone

I had heard a lot of enthusiastic reports and rumors about the almost-legendary Sony microphone, and heard them from



Sony power supply and microphone.

so many sources that I began to wonder if there wasn't something to them. I obtained two and tried them, with an Ampex 601-2, for some stereo recording of several different types of program material.

At this stage, I am too enthusiastic about them to be able to view them in proper perspective, so I think I'd better wait until I've used them some more before reporting extensively on them. Thus far, about the only things I have established are: (1) they are about the most natural-sounding and least colored microphones I've encountered to date, (2) they are superb reproducers of piano, organ, strings, voice, and outdoor noise of all sorts, (3) their transient response seems about as good as anything I've heard, and (4) their noise level, while high enough to be audible at high gain-control settings, is well below the tape-hiss level on my recorder. In short, this just may be the best microphone that's come along so far.

THE PERFECT
GIFT
FOR THE TAPE RECORDIST



TK-4STD



\$12.00 List

GIBSON GIRL® ACCESSORY KIT

Everything you need for better
TAPE RECORDING
and EDITING

- ★ FOR MORE PLEASURE!
- ★ GET PROFESSIONAL RESULTS!
- ★ FOR BETTER RECORDINGS!

ROBINS' ACCESSORY KIT contains the famous GIBSON GIRL TAPE SPLICER, SPLICING TAPE, TAPE THREADER, HEAD CLEANER, TAPE CLEANER CLOTH, TAPE CLIPS, REEL LABELS and NEW TAPE EDITING BOOK!



TAPE EDITING AND SPLICING
FOR THE PROFESSIONAL
AND AMATEUR TAPE RECORDIST
by N. M. HAYNES
24 Pages — Illus. . . . 25¢

AT DEALERS EVERYWHERE!
Write for FREE Catalog of ROBINS'
Phono and Tape Accessories!

ROBINS
INDUSTRIES CORP.
FLUSHING 54 • NEW YORK

DYNAKIT

AMPLIFIER KITS

A great amplifier circuit of superb listening quality in money-saving kit form!



MARK III 60 watts **7995***
net

The New Mark III includes all the sensational attributes of the popular Mark II plus these outstanding deluxe features

- ★ 60 watts at less than 1% distortion. Instantaneous peak power of 140 watts. IM less than .05 at average listening levels.
- ★ Choke filtering and low noise circuitry reduce hum and noise to 96 db below 60 watts.
- ★ New rugged KT-88 tubes and other heavy duty parts used conservatively.

Mark III also available with added 70 volt output.
Mark III-70 \$84.95* net

MARK II 50 watts **6975***
net

The Mark II is the best buy in high power high fidelity kits

- ★ Ease of assembly due to uniquely simple circuitry and printed circuit construction with factory-mounted parts.
- ★ Highest stability using patented stabilizing networks with minimum number of phase shifting stages. Suitable for all loudspeaker systems including electrostatic.
- ★ Dyna Biaset (patent pending) for simplified adjustment and complete freedom from effects of unbalanced components. No balancing adjustments required to meet published specifications.
- ★ Dynaco Super-Fidelity output transformer with patented para-coupled windings. This is the finest available transformer of its type for the most critical audio uses.

COMING SOON!

DYNACO
PHONO PICKUP
FOR MONOPHONIC
AND STEREO DISCS

Available from leading Hi-Fi dealers everywhere.
Descriptive brochure available on request.

*Slightly higher in West

DYNACO INC.

Dept. AC, 617 N. 41st St., Phila. 4, Pa.
Export Division: 25 Warren St., New York 7, N. Y.

READERS' FORUM

Continued from page 17

generalizations that are being made that record changers, per se, are not completely compatible with stereo cartridges is an incorrect one. The few quality record changers being offered to the high-fidelity enthusiast can and will continue to meet the very rigid demands imposed for stereo high-fidelity reproduction as well as it has done for monophonic high fidelity.

Stanley G. Neufeld
Rockbar Corp.
Mamaroneck, N.Y.

Gentlemen:

I wish to compliment you on your series of articles authored by Mr. Joel Ehrlich; they are without equal for completeness and clearness.

I wrote to Mr. Ehrlich in response to his offer (in the June issue) to answer any questions regarding stereo, and I was amazed at the thoroughness with which he replied to my queries. I had actually expected little since it was free, but his courtesy could not have been greater.

Under separate cover I have sent a check to cover my subscription to AUDIOCRAFT, and without meaning to slight the rest of the magazine, would like to say that Mr. Ehrlich's articles (and courtesy) are responsible.

Darrell E. Rains
Santa Cruz, Calif.

GROUNDING EAR

Continued from page 4

not be duplicated by any careful workman.

The amplifier is a slightly modified version of a design that has been in the Dynaco catalogue for some time. It has the same front end as the Marks II and III (with very slight modifications to trim the feedback loops), and four KT88's in push-pull parallel working into a Dynaco A-450 transformer. The circuit can be obtained from Dynaco Inc., 617 N. 41st St., Philadelphia, Pa.

Such low distortion is achieved by a mode of operation which I hereby title "Exalted Class A" for obvious reasons. The bias is moved down to bring the tubes on the edge of Class-A operation. With 480 v on plates and screens, the bias is adjusted for a current of 90 ma per tube, or 360 ma for the four. This is slightly (10%) above the dissipation ratings of the tubes. It would be of little consequence for the type of intermittent operation usual in hi-fi listening, and probably the decreased tube life would be a small price to pay in continuous operation for the exceptional performance.

SUPERB FOR STEREO



*... and better than ever
for monaural records*

new

GLASER- STEERS GS-77

the modern record changer

When it comes to the selection of a record changer to meet the exacting requirements of both modern stereo and modern high fidelity monaural records — there is one choice, the GS-77.

From the day this modern record changer was born, strict adherence to rigid precision standards and advanced engineering made it the ideal high fidelity record changer. Now, new features have been added to make it the ideal stereo changer. An easily accessible stereo-monaural switch directs the stereo signal to the proper speaker. On monaural records, it provides a signal to both speakers adding extra depth. A double channel muting switch assures complete silence at all times except when the stereo record is being played. New GS-77 quick-change cartridge holder makes it easy to change from stereo to monaural cartridge with the turn of a knob.

Other GS-77 features assure the finest reproduction, stereo or monaural. The tone arm exhibits no resonance in the audible spectrum, and virtually eliminates tracking error. The arm counterbalance is so designed that stylus pressure between the first and tenth record in the stack does not vary beyond 0.9 gram. These characteristics virtually eliminate vertical rumble — to which stereo is sensitive. Turntable pause eliminates the grinding action which takes place where records are dropped on a moving turntable or disc — protecting the delicate stereo record grooves.

The GS-77 is the perfect record changer for stereo as it is for monaural high fidelity. \$59.50 less cartridge and base. At hi-fi dealers, or write: Glaser-Steers Corp., 20 Main St., Belleville 9, N. J. AU-10
In Canada: Alex L. Clark, Ltd., Toronto, Ontario. Export: M. Simons & Sons Co., Inc., N. Y. C.

The tremendous improvement in distortion characteristics is apparently due in part to the greater linearity of Class-A operation with these specific tubes, and in part to the lower drive requirements which reduce inverter and driver distortion.

David Hafler of Dynaco, an outspoken advocate of high amplifier power, does not see much market for a 120-watt amplifier — even one this good — but it may be of interest for recording and laboratory usage. However, owners of Mark III's may possibly achieve a similar improvement by changing bias for a reading of 2 v across the cathode resistor, or a current of 90 ma per tube. The "Exalted Class A" operation does not exalt EL34's, however. And please note that dissipation ratings are exceeded on the KT88's; the tubes will run hotter, and tube life may be shorter.

SOUND FANCIER

Continued from page 36

adventure in theater-going — and it is only after the curtain has fallen that one begins to appreciate the consummate musical and technical skill involved.

Similarly, stereo's quieter virtues of tonal purity and transparency, which inevitably are lost or overlooked in blatant public displays, are best savored at leisure in quiet surroundings. Besides Boulton's Beethoven *Pastorale*, and Vivaldi's Bassoon Concertos and *The Season's*, which I singled out for special commendation last month, we now have the radiantly glowing string tones of *Apollon Musagète* (London CS 6034) in an ideal realization of what well may be the finest of all Ansermet's contributions to the Stravinskian discography; an exuberant version of the Rossini-Respighi *Boutique Fantasque* (London CS 6005), in which Georg Solti and the Israel Philharmonic capture the full color and infectious zest of this irresistible ballet score, and, in the field of folk music, a *Follow the Drinking Gourd's* program (Counterpoint CPST 560) of American Negro work and camp-meeting songs, exceptional for its engaging freshness of both materials and their presentation.

COMING NEXT MONTH

Are Stereo Discs Compatible? . . . Joel Ehrlich
Problems with rumble and hum

Puzzlements Norman H. Crowhurst
Special output circuits

Audiolab Test Reports Hirsch Houck
Laboratories
Objective reviews of high-fidelity components

for LOWEST microphonics... hum...noise...

in a high-gain
dual triode:

the
**Amperex®
ECC83**

A PLUG-IN
REPLACEMENT
FOR THE 12AX7



MICROPHONICS:

Negligible in amplifiers requiring an input voltage of at least 50 mv for an output of 5 watts.

HUM AND NOISE LEVEL:


Better than — 60 db relative to 50 mv when the grid circuit impedance is no greater than 0.5 megohms (at 60 cps), the center tap of the heater is grounded and the cathode resistor is by-passed by a capacitor of at least 100 mfd.

Ask your Amperex distributor about Amperex voltage amplifier, rectifier and output tubes for hi-fi circuits



Amperex
ELECTRONIC CORP.
230 Duffy Avenue
Hicksville, L. I., N. Y.

New VU Magnemite*



Spring-Motor Battery-Operated Portable Tape Recorder

Now you can consistently make professional recordings under the most gruelling field conditions. Tapes will faultlessly play back on all professional and home recorders. Ruggedly designed for maximum dependability and top-notch efficiency. Combines unlimited versatility of performance with extreme simplicity of operation. Choice of fourteen models available for every conceivable application.

Incorporates a multi-purpose VU monitoring meter for precise setting of recording level without earphone monitoring. Meter also accurately indicates condition of "A" and "B" batteries. Five single speeds as well as two, three and 4-speed models available. Units weigh only 19 lbs. with batteries and measure 6½" x 9½" x 1¼". Higher speed models meet NARTB standards. All recorders are guaranteed for One Full Year.


For complete technical specifications and direct factory prices write to Dept. AC:

AMPLIFIER CORP. of AMERICA

398 Broadway, N. Y. 13, N. Y.

*T.M. Reg. U.S. Pat. Off.

the most nearly perfect reproduction of bass



AUDIOLAB CUSTOM 16

low frequency loudspeaker

with DYNAMIC BRAKING

Response to 20 cycles; high compliance with 18 cycle cone resonance; special stabilizing domes prevent non-linear cone breakup; cast aluminum frame; plastic foam suspension; 2.5 pound magnet; functions in any enclosure regardless of size or design.

Proper reproduction of complex musical waveforms demands a speaker with minimum transient distortion. Dynamic braking, a specially engineered sensing coil added to the normal voice coil, insures transient distortion so slight in the Custom 16 that cone overshoot and oscillation cannot even be seen on an oscilloscope. Nearly perfect transient response means the finest sound available in any woofer today. Its appearance promises quality, its musical sound is quality. See and hear the Custom 16 at your hi-fi dealer today, or write for further information.

AUDIOSPEAKER LABORATORIES P. O. Box 1082 Pomona, California


Plant address: 1114 E. Emporia St., Ontario, California

ONLY SONORAMIC OFFERS HIGH QUALITY TAPE IN A PERMANENT PLASTIC CASE!

SONORAMIC

WIDE LATITUDE TAPE

- Protects against dirt, dust, mishandling.
- Easy to store. • Exclusive index system.
- V-slot selection-finder reel.
- Tapes easily accessible.



Distortion free, lifetime lubrication to eliminate squeal, adhesion, head deposits: Broad plateau bias assures finest performance on all recorders, high resistance to abrasion, print-through, cupping.

For **FREE** lifetime time-tape ruler, write: **D-109 FERRODYNAMICS CORPORATION LODI, NEW JERSEY**

Winegard FM Antennas Give You Maximum Results From Your FM Tuner

The superior electrical characteristics of Winegard FM antennas exact the ultimate in hi-fi sound reproduction from your FM equipment. Without a doubt, these are the finest FM antennas made... permanently gold anodized to give you years of service.

Write for Free complete list of FM stations and folder on Winegard FM and TV antennas.

Model FM3A
Non-directional, completely factory pre-assembled. You can install it yourself in just minutes on any surface. Includes antenna, mast, universal roof mount, fasteners, lead-in wire, set clip. \$17.95.

Model FMY8
A high gain 8-element directional yagi. Flat frequency response across entire FM band with 10.2 db. gain. Ideal for fringe areas and long distance reception. Users report reception up to 200 miles. \$22.95.

copyright 1958
Winegard Co.
3003-10 Scotten Boulevard, Burlington, Iowa

TEST INSTRUMENTS

Continued from page 31

reading should rise markedly. Move to the plate of the preceding tube; the reading should remain about the same. (Again, detuning by the generator cable may make a small difference; but if the difference is very great the transformer is either faulty or badly misaligned.) Reduce generator output again and proceed through the earlier stages as detailed above.

If the FM tuner passes all the tests back to the antenna in good shape, the presumption is that the trouble is in the detector stage. Move the VTVM leads across either R2 or R3 (in Figs. 2A and 2B). Inject the generator signal into the grid of the limiter. If you get no reading on the meter, move injection to the plate of the limiter. If you get a reading now, the trouble is in the limiter. If there still is no indication, the trouble is in the discriminator transformer or the detector itself.

Special Cases

Some older FM-AM tuners and receivers used a common IF and audio channel for both AM and FM. When such a receiver is dead for both AM and FM there are three possible causes of trouble: 1) there is a fault in the power-supply section; 2) there is trouble in the audio section which is common to both; 3) there is trouble in the (usually one) IF stage which is common to both AM and FM.

If only the AM or FM is inoperative, proceed to trace with the generator as detailed above for whichever mode is inoperative. In other words, if AM is out, trace as detailed above for AM; if FM is out, trace as detailed for FM. Many newer tuners, on the other hand, have completely independent AM and FM sections and not even the audio is common. When these are inoperative on both AM and FM the trouble is certainly in the power supply, which is the only element in common. Otherwise, treat them as two separate tuners.

POWER SUPPLY

Continued from page 25

a load drawing 250 ma, the no-load voltage measured 6 v and full-load output voltage was 5.7 v. This is a power output of 1.4 w and, as before, a regulation of about 5% is obtained.

Variations and Suggestions

In the unit shown in the pictures, some of the items were obtained from a collection of miscellaneous component parts. The constructor may also have some of these parts on hand. A parts list is

PROFESSIONAL DIRECTORY


FM/Q ANTENNAE

Get more FM stations with the world's most powerful FM Yagi Antenna systems.



Send 25¢ for booklet "Theme And Variations" containing FM Station Directory.

APPARATUS DEVELOPMENT CO.
Wethersfield 9, Connecticut



TAPE RECORDERS
EXCEPTIONAL VALUES
HI-FI COMPONENTS
NATIONAL BRANDS
WRITE FOR FREE CATALOGUE
CARSTON 215 VV E. 88 ST.
NEW YORK 28, N.Y.

World Renowned HARTLEY Speakers

"The tops" in Speakers
Sold only by "The tops" in Dealers.

WRITE - WIRE - PHONE
HARTLEY PRODUCTS CO.
521 East 162nd Street, New York 51, N. Y.
LUUlow 5-4239

the unique **ISOTONE** acoustical spiral system of music reproduction featuring the rugged Hartley polymerized cone speaker, among other top grade units, now available: to Dealers. Please inquire; to Audiophiles. Send for brochure.

Isotone Acoustic Spiralways, Inc.
3402 Third Avenue,
N.Y. 56
Phone: WY3-1821

ENJOY PLEASANT SURPRISES?

write us your hi-fi needs now, you'll be glad you did. Ask too, for our unusual free audio catalog.


KEY ELECTRONICS CO.
120 Liberty St.
N.Y. 6, N.Y.
EVergreen 4-6071

"BUCK STRETCHER" HI-FI VALUES!

Expand the buying power of your Hi-Fi dollar at Sun Radio on new and fully guaranteed name brand Hi-Fi components!

Send for our special price quotations and our Hi-Fi package specials!
Dept. X8
SUN Radio & Electronics Co., Inc.
650 6th Ave., New York 11, N. Y.
Phone: ORegon 5-8600

High priced speaker
a must?



Made in England

Not with the new



Coaxial 700 Series Mark III

Here is a speaker that brings you the luxury listening that is higher fidelity; yet its price is unbelievably lower than you would expect for such excellent performance. The new R & A speaker incorporates superb design details and is precision engineered to deliver a rare purity of sound — an experience that invites you to close your eyes and listen, and wonder how such a quality speaker can be offered at so low a price. (We won't tell you how little . . . you must hear the speaker first!)

8", 10" and 12" Models — all with Alcomax III Anisotropic Magnet systems of 12,000 Gauss Flux Densities. Buy it . . . try it . . . we back claims with a money back guarantee. At all hi-fi dealers.

ERCONA CORPORATION
(Electronic Div.)

16 West 46 St., Dept. 88, New York 36, N. Y.
In Canada: Astral Electric Co. Ltd.
44 Danforth Road, Toronto 13

TRADERS' MARKETPLACE

Here's the place to buy, swap, or sell audio equipment. Rates are only 20¢ a word (excluding name and address) and your advertisement will reach 30,000 to 35,000 readers. Remittance must accompany copy and insertion instructions. Copy must be received by the tenth of the second month preceding publication date.

TAPE RECORDERS, hi-fi components, tapes. Unusual values. Free catalog. Dressner, 69-02D 174 St., Flushing 65, N.Y.

SELL: Ampex "A" series recorder, stereo playback — \$418.00. With two speakers — \$595.00. Like new, almost unused. S. J. Kaminga, 2445 Fletcher Drive, NE, Grand Rapids, Mich.

EDISON Cylinder records on tape. Johnson's, 434 Coles Mill Road, Haddonfield, N.J.

PRECISION Test equipment 10-54P, MCP98, E200C. Ship COD. J. Locascio, 8561 66th Rd., Forest Hills, N.Y.

WANTED: Speaker system and AM/FM tuner reasonable. Leo Diamond, Apt. 10C, 205 West 88th St., New York 24, N.Y.

TEENAGER: Free Membership. Aurora Science Tape Society, P. O. Box 91, Sierra Madre, Calif.

TAPE RECORDERS: hi-fi components, tapes at wholesale prices! Free catalogue. Carston, 215-V, E. 88th St., N.Y.C. 28.

included which lists items readily available that will give equivalent results.

At maximum rated power dissipation of the transistor, the heat sink previously described *must* be used. If the power dissipation is somewhat lower than the maximum rating, the transistor might be mounted directly on top of the metal cabinet, but insulated from it with thin mica. It is recommended that any crackle or flat paint finish on the cabinet top be removed under the transistor to obtain maximum heat radiation. Since the heat radiation is reduced with this method, due to the mica insulation, care must be exercised in regard to the power demand of the load.


Slightly higher output current can be taken from the power supply. For instance, an output current of 700 ma at 12 v amounts to a power of 8.4 w, which is near the maximum dissipation rating of the transistor. When approaching this maximum rating, it is recommended that a thermometer be attached to the transistor case in order to observe that the maximum temperature rating of 66° C. (151° F.) is not exceeded. A higher output current will require a higher-current meter; alternatively, the 500-milliampere meter specified may be provided with a shunt resistance and calibrated to measure higher currents.

Although the reference potentials for the high-current regulated output and the entire current for the other output are supplied by flashlight cells, the builder may use mercury cells for this purpose. They are available in various voltages, and certain of these cells will give longer life. Also, it is not often necessary to have all the voltage steps shown. These were included because they made available most of the DC voltages normally used in transistor experimentation. The steps may be chosen as required, or a single reference voltage used. As an example, three 4-volt mercury cells may be used in series. They would give regulated output voltages of about 4, 8, and 12 v, and these potentials would also be available at the low-current output terminals.

If mercury cells were used, the power supply might be built into a smaller package. But when operating close to the maximum rating of the transistor, there should be no skimping in the heat sink. Retain the same metallic mass by proportionately increasing the thickness of the metal plate as the plate size is reduced. The transistor, operating at high power levels must not be mounted inside the cabinet where it would not receive sufficient ventilation.

The builder may, therefore, consider the schematic diagram in Fig. 1 as a basic circuit arrangement, and apply modifications as individually required, remembering not to exceed the maximum power or temperature ratings of the transistor.

ADD HOLT STEREO!



MONAURAL THEN SOUNDS
LIKE STEREO.

New enclosed model 6 tube converter and amplifier complements any hi fi system. It begins where hi fi leaves off. Connects in 2 minutes.

\$65.00 postpaid in U.S. Sold direct, only, on moneyback trial.

Order yours or send for folder. Read what customers and Hi-Fi magazines say.

NOW IN KITS, TOO

Kit, complete, \$45 postpaid (U.S.)

Encapsulated converter network \$12 postpaid (U.S.)

STEREO by HOLT

4712 W. Magnolia Blvd.
Burbank, California

HI-FI ACCESSORIES

CROSSOVER NETWORK
WITH TREBLE CONTROL
ON GOLD EMBOSSED SOLID BRASS
MOUNTING PLATE — Model CN-6

1500 cycle Crossover Frequency. 6db/octave attenuation outside of pass bands. 9db variation in treble response. Constant impedance full network (LCR) type. Negligible insertion loss in pass bands. Operates with both 8 and 16 ohm speakers. Mounts on speaker enclosure with gold embossed brass plate. All brass hardware and instructions supplied. Packaged in attractive box with see-thru cover.



NET \$8.97

L-PAD WITH PHONE AND
SPEAKER JACKS
*Simplifies addition of phones and
speaker to Hi-Fi system*




Constant impedance devices for addition of phones and/or speaker to existing Hi-Fi system. Quality engineered L pad for smooth control of audio level. Ideal for monitoring Hi-Fi, P. A. and Inter-com equipment. Completely wired — amplifier output leads are attached to two screw terminals. May be installed in multiple units for classroom or auditorium listening. Brass gold embossed plate mounts in standard wall box or on panel of Hi-Fi set. Brass hardware supplied. Packaged in attractive box with see-thru cover. Model JL-8 8 ohms NET \$7.77
Model JL-16 16 ohms

Vidaire
ELECTRONICS MANUFACTURING CORP.
BALDWIN • NEW YORK

New! Years Ahead!



Use it as a Binaural-Stereophonic FM-AM tuner
Use it as a Dual-Monaural FM-AM tuner
Use it as a straight Monaural FM or AM tuner



KT-500 IN KIT FORM
74.50
ONLY 7.45 DOWN
7.00 MONTHLY

LAFAYETTE STEREO TUNER KIT

THE MOST FLEXIBLE TUNER EVER DESIGNED

- Multiflex Output for New Stereo FM
- 11 Tubes (including 4 dual-purpose) + Tuning Eye + Selenium rectifier Provide 17 Tube Performance
- 10KC Whistle Filter • Pre-aligned IF's
- Tuned Cascade FM • 12 Tuned Circuits
- Dual Cathode Follower Output
- Separately Tuned FM and AM Sections
- Armstrong Circuit with FM/AFC and AFC Defeat
- Dual Double-Tuned Transformer Coupled Limiters.

More than a year of research, planning and engineering went into the making of the Lafayette Stereo Tuner. Its unique flexibility permits the reception of binaural broadcasting (simultaneous transmission on both FM and AM), the independent operation of both the FM and AM sections at the same time, and the ordinary reception of either FM or AM. The AM and FM sections are separately tuned, each with a separate 3-gang tuning condenser, separate flywheel tuning and separate volume control for proper balancing when used for binaural programs. Simplified accurate knife-edge tuning is provided by magic eye which operates independently on FM and AM. Automatic frequency control "locks in" FM signal permanently. Aside from its unique flexibility, this is, above all else, a quality high-fidelity tuner incorporating features found exclusively in the highest priced tuners.

FM specifications include grounded-grid triode low noise front end with triode mixer, double-tuned dual limiters with Foster-Seeley discriminator, less than 1% harmonic distortion, frequency response 20-20,000 cps $\pm 1/2$ db, full 200 kc bandwidth and sensitivity of 2 microvolts for 30 db quieting with full limiting at one microvolt, AM specifications include 3 stages of AVC, 10 kc whistle filter, built-in ferrite loop antenna, less than 1% harmonic distortion, sensitivity of 5 microvolts, 8 kc bandwidth and frequency response 20-5000 cps ± 3 db.


The 5 controls of the KT-500 are FM Volume, AM Volume, FM Tuning, AM Tuning and 5-position Function Selector Switch. Tastefully styled with gold-brass escutcheon having dark maroon background plus matching maroon knobs with gold inserts. The Lafayette Stereo Tuner was designed with the builder in mind. Two separate printed circuit boards make construction and wiring simple, even for such a complex unit. Complete kit includes all parts and metal cover, a step-by-step instruction manual, schematic and pictorial diagrams. Size is 13 3/4" W x 10 1/8" D x 4 1/2" H. Shpg. wt., 22 lbs.

KT-500Net **74.50**
LT-50 Same as above, completely factory wired and tested...Net **124.50**

NEW! LAFAYETTE PROFESSIONAL STEREO MASTER AUDIO CONTROL CENTER

Solves Every Stereo/Monaural Control Problem!

- UNIQUE STEREO & MONAURAL CONTROL FEATURES
- AMAZING NEW BRIDGE CIRCUITRY FOR VARIABLE 3d CHANNEL OUTPUT & CROSS-CHANNEL FEED
- PRECISE "NULL" BALANCING SYSTEM



KT-600
79.50
ONLY 7.95 DOWN
8.00 MONTHLY

A REVOLUTIONARY DEVELOPMENT IN STEREO HIGH FIDELITY. Provides such unusual features as a Bridge Control, for variable cross-channel signal feed for elimination of "ping-pong" (exaggerated separation) effects and for 3d channel output volume control for 3-speaker stereo systems; 3d channel output also serves for mixing stereo to produce excellent monaural recordings. Also has full input mixing of monaural program sources, special "null" stereo balancing and calibrating system (better than meters), 24 equalization positions, all-concentric controls, rumble and scratch filters, loudness switch, Clutch type volume controls for balancing or as 1 Master Volume Control. Has channel reverse, electronic phasing, input level controls. Sensitivity 1.78 millivolts for 1 volt out. Dual low-impedance outputs (plate followers), 1300 ohms. Response 10-25,000 cps ± 0.5 db. Less than .03% IM distortion. Uses 7 new 7025 low-noise dual triodes. Size 14" x 4 1/2" x 10 1/4". Shpg. wt., 16 lbs. Complete with printed circuit board, cage, profusely illustrated instructions, all necessary parts.

LAFAYETTE KT-600 — Stereo Preampifier kit Net **79.50**

- RESPONSE 10-25,000 CPS ± 0.5 DB
- 6 CONCENTRIC FRONT PANEL CONTROLS
- 4 CONCENTRIC REAR PANEL INPUT LEVEL CONTROLS
- 180° ELECTRONIC PHASE REVERSAL

NEW! LAFAYETTE STEREO/MONAURAL BASIC POWER AMPLIFIER KIT



KT-310
47.50
ONLY 4.75 DOWN—
5.00 MONTHLY

• 36-WATT STEREO AMPLIFIER - 18-WATTS EACH CHANNEL
• FOR OPTIONAL USE AS 36-WATT MONAURAL AMPLIFIER
• EMPLOYS 4 NEW PREMIUM-TYPE 7189 OUTPUT TUBES
• 2 PRINTED CIRCUIT BOARDS FOR NEAT, SIMPLIFIED WIRING
• RESPONSE BETTER THAN 35-30,000 CPS $\pm 1/2$ DB AT 18 WATTS
• LESS THAN 1% HARMONIC OR INTERMODULATION DISTORTION

A superbly-performing basic stereo amplifier, in easy-to-build kit form to save you lots of money and let you get into stereo now at minimum expense! Dual inputs are provided, each with individual volume control, and the unit may be used with a stereo preamplifier, for 2-18 watt stereo channels or, at the flick of a switch, as a fine 36-watt monaural amplifier — or, if desired, it may be used as 2 separate monaural 18-watt amplifiers! CONTROLS include 2 input volume controls, channel Reverse switch (AB-BA), Monaural-Stereo switch, DUAL OUTPUT IMPEDANCES are: 4, 8, 16 and 32 ohms (permitting parallel (monaural) operation of 2 speaker systems of up to 16 ohms. INPUT SENSITIVITY is 0.45 volts per channel for full output. TUBES are 2-6AN8, 4-7189; GZ-34 rectifier. SIZE 9-3/16" d (10-9/16" with controls) x 5 1/4" h x 13 1/4" w. Supplied complete with perforated metal cage, all necessary parts and detailed instructions. Shpg. wt., 22 lbs.

KT-310 Stereo Power Amplifier Kit Net **47.50**

Lafayette Radio

P. O. BOX 511
JAMAICA 31, N. Y.

Dept. ACJ

Send FREE LAFAYETTE Catalog 590

Name

Address

City..... Zone.... State.....

CUT OUT
AND
PASTE ON
POSTCARD



ADVERTISING INDEX

Key No.	Advertiser	Page
1	Acoustic Research, Inc.	6
2	Allied Radio Corp.	39
3	Amperex Electronic Corp.	45
4	Amplifier Corp. of America	45
5	Apparatus Development Co.	46
6	Audio Fidelity Records Back Cover	
7	Audiolab Test Report Reprints	29
8	Audiospeaker Laboratories	45
9	Audit Bureau of Circulations	42
10	Bozak, R. T., Sales Co.	
	Inside Front Cover	
11	Carston Studios	46
12	Collaro	26
13	Columbia LP Record Club	1
14	Dynaco Inc.	44
15	EICO	5
16	Electro-Sonic Laboratories	35
17	Electro-Voice, Inc.	35
18	Ercona Corp.	47
19	Erie Resistor Corp.	41
20	Ferrodynamics Corp.	46
21	Fisher Radio Corp.	16
22	Glaser-Steers Corp.	44
23	Grommes	43
24	Harmon-Kardon, Inc.	2
25	Hartley Products Co.	46
26	Heath Co.	7-11
27	High Fidelity Recordings	37
28	Holt Stereo	47
29	Isotone Acoustic Spiralways, Inc.	46
30	JansZen	40
31	Key Electronics Co.	46
32	Lafayette Radio	48
30	Neshaminy Electronic Corp.	40
33	ORRadio Industries, Inc.	13
34	Pentron Corp.	41
35	Pickering & Co., Inc.	38
23	Precision Electronics, Inc.	43
	Professional Directory	46
18	R&A speaker	47
36	Rek-O-Kut Co., Inc.	
	Inside Back Cover	
37	Rigo Enterprises, Inc.	42
38	Robins Industries Corp.	43
12	Rockbar Corp.	26
28	Stereo by Holt	47
39	Stromberg-Carlson	25
40	Sun Radio & Electronics Co., Inc.	46
41	Thorens Co.	33
	Traders' Marketplace	47
42	University Loudspeakers, Inc.	12-13
43	Vidaire Electronic Mfg. Corp.	47
44	Winegard Co.	46

Use this card when you are ordering subscriptions and back copies.

Use this card to get information on products advertised or mentioned editorially.



BUSINESS REPLY CARD
FIRST CLASS PERMIT NO. 62, SEC. 34.9, P. L. & R., GREAT BARRINGTON, MASS.



BUSINESS REPLY CARD
FIRST CLASS PERMIT NO. 2, COPAKE FALLS, N.Y.

audiocraft

POST OFFICE BOX 600
GREAT BARRINGTON, MASS.

audiocraft

POST OFFICE BOX 50
COPAKE FALLS, N.Y.



This card is for products mentioned in this issue only.

• PLEASE TYPE OR PRINT •

K

**AUDIOCRAFT
READERS'
SERVICE**

NAME
STREET & NO.
CITY ZONE STATE

ADVERTISED PRODUCTS	1	2	3	4	5	6	7	8	9	10	11	12	13	14	15
(See Key Nos. in index on page at left)	16	17	18	19	20	21	22	23	24	25	26	27	28	29	30
	31	32	33	34	35	36	37	38	39	40	41	42	43	44	45
	46	47	48	49	50	51	52	53	54	55	56	57	58	59	60

PRODUCTS MENTIONED EDITORIALY (including AUDIONEWS)

PRODUCT PAGE
PRODUCT PAGE
PRODUCT PAGE

To figure the number when ordering back copies, remember that No. 1 is Nov. 1955, 2 is Dec. 1955, 3 is Jan. 1956, etc.

audiocraft

Great Barrington, Mass.

Please enter my subscription, starting with the next issue, at the **SPECIAL RATE of 3 years for only \$9.00.**

FOREIGN POSTAGE: \$1.00 per year outside the U. S. A., its possessions, and Canada.

- My remittance is enclosed.
- Please send me your bill.
- I prefer two years for \$7.00.
- I prefer one year for \$4.00.

N 10-8

NAME _____

ADDRESS _____

CITY _____

ZONE _____

STATE _____

- Gift subscriptions attached.
- Group subscriptions attached.

Send me the following back issues:
1 2 3 6 7 8 9 10 11 12 13 14 15 16 17 18
19 20 22 23 24 25 26 27 28 29 30 31
@ 35¢ each. Payment enclosed.

now... a Rondine Turntable IN KIT FORM!

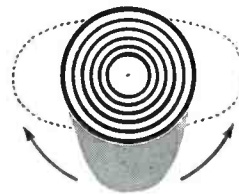
for less than the cost of a "high fidelity" changer!

\$ **39**⁹⁵
net

model K-33



**MOUNTS UNIVERSALLY
TO FIT IN
LIMITED SPACE**



Just in time for the era of stereo... a revolutionary break-through! A Rondine Turntable... IN KIT FORM... saves you money... lets you enjoy stereo at its best—free of vertical rumble! Because *you* assemble it, you save. Because it offers the same Rondine engineering, you get accurate, silent operation... for keeps! Mount the exclusive lathe-turned tapered aluminum turntable (it's mated to its own self-lubricating bearing-well) to the rugged deckplate. Fasten the motor to its mounting... add the belt, cover plate and power switch. You're done in thirty minutes or less... thanks to the simplicity of Rek-O-Kut design! Styled by noted industrial designer, George Nelson! Ask your dealer for this new Rondine from Rek-O-Kut... winner of top test ratings three years in a row... style leader chosen for display at the Brussels World's Fair!

ADVANCED FEATURES OF NEW RONDINE K-33 STEREO TURNTABLE!

- Single-speed (33 $\frac{1}{3}$ rpm) Crown-Spindle Belt Drive. Custom-made endless-woven fabric belt with thickness held to $\pm .001$. Adjustment for belt tension.
- Assembly time for mounting: about 30 minutes with simple tools. Template supplied.
- Noise level: -47db. (NARTB standards.)
- Motor: 4-pole induction motor, designed and built to Rek-O-Kut specifications.
- Built-in strobe disc: for checking speed.
- Turntable: Heavy Cast Aluminum, lathe-turned. Tapered for easy disc handling.

• Bases and mounting boards available. • Also see the all-new, improved, factory-assembled Rondines at your dealer!

PERFECT
TURNTABLE
MATE...

AUDAX TONEARM — the only stereo tonearm in kit form!



Assemble in 15 minutes... no mechanical skill needed! A professional tonearm precision-engineered to highest broadcast standards. You save over 50% simply because you assemble it yourself. Ingeniously simple for foolproof operation, dependable performance. Takes all stereo cartridges. 12" arm—KT-12—\$15.50. 16" arm—KT-16—\$18.50.

Send for new 1958 Catalog.

REK-O-KUT HIGH FIDELITY TURNTABLES • TONEARMS

38-19 108th Street, Corona 68, New York


ENGINEERED FOR THE STUDIO - DESIGNED FOR THE HOME

Export: Morhan Exporting Corp., 458 Broadway, N. Y. 13

• Canada: Atlas Radio Corp. 50 Wingold Avenue, Toronto 10, Ontario

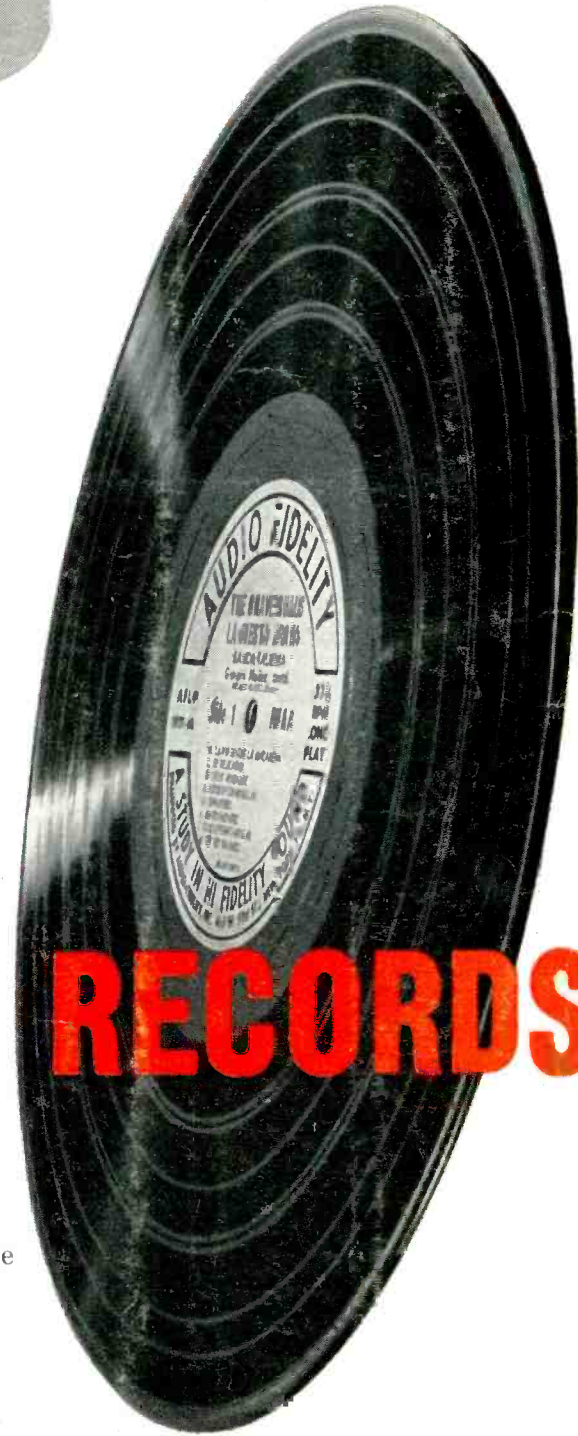


HK-28



the
perfect **4** *th*
component . . .

AUDIO FIDELITY®



RECORDS

High fidelity enthusiasts who demand the ultimate in sound reproduction know . . . **AUDIO FIDELITY RECORDS** are the perfect fourth component. These are the only records to faithfully reproduce the complete sound of the total recordable frequency spectrum. Their absolute guaranteed distortion-free reproduction, perfect balance, definition, brilliance, dynamics and startling realism, plus exciting entertainment, show-off *every* system to its fullest capabilities. To attain the best from your system . . . to achieve *true* high fidelity — you *must* have that essential fourth component — an **AUDIO FIDELITY RECORD**.

Write for **FREE** Catalog

AUDIO FIDELITY® **INC.**

770 Eleventh Avenue, New York 19, N.Y.

© 1958 by Audio Fidelity, Inc.

