

# BROADCAST<sup>®</sup> engineering

May, 1979/\$2.00

**Technology: A quantum leap**

**20th Anniversary Issue**

Historical highlights and  
glimpses of the future

*Broadcast  
History*



# The signals in a TV plant are no better than the weakest link through which they pass.



## Our TKA-105 Broadcast Routing Switcher offers performance specifications far in excess of the equipment signals it will route.

NEC, as the world's third largest semiconductor manufacturer, has developed a new, large scale television routing switcher. The heart of NEC's model TKA-105 is an 8 x 1 LSI video switcher and 1-in/6-out LSI video d.a. The application of LSI has allowed the use of up to 4 digital audio channels multiplexed with video through crosspoints consuming only 30 MW each. Optional VITS NTC-7 signal insertion on each input permits complete automated system testing and considerable savings in routine maintenance.



Each 2-wire controller is a micro-processor that confirms switching at all levels in the switcher via word exchanges to the four kinds of circuit boards. The TKA-105 was NBC's choice for the 1980 Olympics, NBC Burbank, NBC Chicago and the expansion of switching at NBC New York. If your routing requirements are for a matrix of 60 x 60 or larger, we invite you to explore the most advanced technology available.

Call us at  
800-323-6656,  
24 hours a day.

**NEC**  
Nippon Electric Co., Ltd.

NEC AMERICA, INC., Broadcast Equipment Division  
130 Martin Lane • Elk Grove Village • Illinois 60007

Circle (1) on Reply Card

# CREATIVE FREEDOM



Z6

## EDITING SYSTEM

... a fresh new approach to creative freedom. The Z-6 has more of what you are looking for than any other VTR editing system.

## A Microprocessor Based Editing Control System

### Z-6 HAS WHAT YOU NEED!

**Reliability** — the Z-6 utilizes the computer industry's standard IEEE S-100 buss electronics. The heart of your Z-6 is a tried and proven Z-6 micro computer. Moreover your Z-6 interface requires NO mechanical modifications to the VTR. Your transports are factory reliable.

**Accuracy** — with "micro-loc" the Z-6 is "lead lock" accurate. The frame of video you select is the frame of video you edit. "Micro-loc" is an exclusive Z-6 technique which obviates the need for SMPTE time code. For the first time control track editing is as accurate as the "old standard".

**Expandability** — the Z-6 is software based. Your Z-6 future is the future of the computer world. Every Z-6 is state of the art year after year and software upgradeable.

### Z-6 HAS WHAT YOU WANT!

**Features** — the Z-6 comes with a 99 event memory. Bi directional shuttle controls, auto search, cruise control, event tag, rehearse, perform, review edit and many more features far too numerous to mention... there's even a built in electronic scratch pad for calculations. All the features of conventional editing systems plus many they haven't even thought of. The Z-6 was conceived and designed by professional editing people.

**Human Engineering** — the keyboard is simple. Each primary function has a dedicated button. No shifting or typing. The Z-6 keyboard is laid out logically. The CRT display is organized in a similar fashion. The status of your production is simply and accurately displayed throughout the editing process. Cursors prompt the operator to the next logical function and error messages appear when an illogical command is attempted. The Z-6 edits, it relies on you only for the "creative decisions".

**Flexibility** — the Z-6 can edit the most demanding production you can give it, with consecutive event mode changes, simultaneous tape searching, event memory recall, automatic computation of times and durations, custom programmed pre rolls and post rolls, automatic return to last event edited.

However, if you are a novice, the Z-6 will operate like the simplest control track editing system you have ever used except it will be the most accurate. Forget the numbers, durations, roll times, events. Simply shuttle to the pictures and rehearse and/or perform the edit. The Z-6 can handle your novices and your pro.

### THE Z-6 HAS IT ALL!

For the first time you have a first class production without the hardware hassle - it's that simple. YOUR EDITING SYSTEM SHOULD HAVE "Z-6 APPEAL"

**WideoMedia**  
Professional Television Systems

250 North Wolfe Road, Sunnyvale, CA 94086 408/733-6500

Circle (3) on Reply Card

May 1979 *Broadcast Engineering* 1



# BROADCAST engineering

The journal of the broadcast-communications industry

May, 1979 □ Volume 21 □ No. 5

6 Publisher's note	26 Business news
8 Industry news	34 Meetings, events & seminars
16 State broadcasting organizations & other associations	38 People in the news

44 NAB/Dallas: The year's most exciting show

## 20TH ANNIVERSARY ISSUE

### Influencing technology

- 49 Chart of agency & society growth
- 50 The last 20 years at the FCC
- 54 NAB: Fulfilling its charge  
By Vincent T. Wasilewski, NAB president
- 56 NRBA...Why?  
By James J. Gabbert, NRBA president
- 58 The SMPTE: Dedicated to advancing technology  
By Alex E. Alden, SMPTE manager of engineering services

### Developing technology

- 60 Chart of broadcast equipment developments
- 62 The progression of videotape recording  
By Charles E. Anderson, video engineering section manager, Ampex
- 66 Communications satellites: A revolution in international broadcasting  
By Irving Goldstein, vice president and general manager, COMSAT
- 70 Broadcast business automation  
By Jack Finlayson, manager, Broadcast Computer Services
- 76 The role of film in TV programming and news  
By Eastman Kodak staff
- 78 Magnetic tape's impact on broadcasting  
By Richard Ziff, 3M Company
- 84 Solid-state devices that changed history
- 86 Case study: A look at video animation  
By Birger Anderson, producer-director, Computer Image

### Applying technology

- 89 Chart of historical milestones in broadcasting
- 90 Case study: K101, an FM pioneer  
By Jim Gabbert
- 92 Case study: Past and future technical achievement at KTLA  
By Edward H. Herlihy, vice president of engineering, Golden West Broadcasters
- 94 TV in the Bay Area as viewed from KPIX  
By Donald E. Lincoln, transmitter supervisor, KPIX, San Francisco
- 98 Radio pioneers
- 108 TV pioneering
- 109 Early network role
- 110 Sports coverage
- 112 Video museum highlights
- 114 Television from space

### Managing technology

- 117 Chart of network growth
- 118 Growth of broadcast advertising
- 119 The growth of videotape editing  
By Arthur Schneider, A.C.E.
- 121 Looking back on 35 years of radio and TV  
By Bob Zweck, president, ASTVC

### DEPARTMENTS

Classified ads .....124 Advertiser's index .....124

Copyright, 1979, by Intertec Publishing Corporation. All rights reserved. Material may not be reproduced or photocopied in any form without written permission of publisher.



### THE COVER

Satellites have brought tremendous gains to communications and broadcasting in the last 20 years. This 20th anniversary issue cover shows the next generation of international communications satellites, an INTELSAT V, scheduled to be launched late this year.

Irving Goldstein, vice president and general manager of International Communications (COMSAT), describes the history of communications satellites leading up to INTELSAT V in an article on page 66.

With 102 member nations, INTELSAT owns and operates the global communications satellite system. COMSAT, the US representative to INTELSAT, has a 25% share in INTELSAT.

Each of the seven INTELSAT Vs being constructed will have a capacity of 12,000 voice circuits and two television channels, doubling the capacity of the INTELSAT IV-A's now in geosynchronous orbit over the Atlantic, Pacific and Indian Oceans. The Vs will operate in the 11- and 14-GHz frequency bands as well as in the 4- and 6-GHz frequency bands now in use. When fully deployed, as shown, it will be 52 ft long and 21 ft high and will weigh 2231 lbs.



### NEXT MONTH

- NAB/Dallas Replay
- Radio & TV developments
- Selected equipment emphasis
- Engineering workshops
- Exhibit roundup
- Exceptional photo coverage
- Selected technical articles



GRASS VALLEY GROUP 

# 400 SERIES ROUTING SYSTEM



...solves your signal routing problems with world-famous Grass Valley Group quality, and at a remarkably reasonable price!

And the 400 Routing System specifications are unexcelled! For example, the audio section produces +24 dBm into 600 chms *without* using transformers. And the design of the 400 System is *totally modular*: you

may add to your basic system as needs arise, even adding as little as *one output at a time!* The cost is low, and the quality the highest; Grass Valley Group quality in the new 400 Routing System.

## THE GRASS VALLEY GROUP, INC.

A TEKTRONIX COMPANY

Grass Valley Group Field Offices: WEST; 4419 Van Nuys Blvd Ste 307, Sherman Oaks, CA 91403 (213) 990-6172 • SOUTHEAST; 1644 Tullie Cir NE, Atlanta, GA 33029 (404) 21-4318 • NORTH CENTRAL; 810 W Bristol St, Elkhart, IN 46514 (219) 264-0931 • NEW ENGLAND & MID ATLANTIC; Station Plaza East, Great Neck, NY 11021 (516) 87-1311 • SOUTHWEST; 2639 Walnut Hill Ln Ste 143, Dallas, TX 75229 (214) 358-4229 • MIDWEST; 3585 N Lexington Ave Ste 374, Arden Hills, MN 55112 (612) 483-2594

Circle (4) on Reply Card

May 1979 *Broadcast Engineering* 3



# There are few things in life designed like a Scully

Take our Scully 280B for instance... most broadcasters have.

If there is a standard recorder in the broadcast world, the 280B is it. You'll find it wherever professional performance and reliability are a must.

Scully's 280B series offers extraordinary versatility with all the other proven Scully professional features.

The 280B... another classic performance by Scully.

For complete details, write or call Scully Recording Instruments, Division of Dictaphone Corp., 475 Ellis Street, Mountain View, California 94043, (415) 968-8389 TLX 34-5524.



**Scully**  
Recording Instruments  
For classic performance.

Circle (5) on Reply Card

4 Broadcast Engineering May 1979

## BROADCAST engineering

Editorial, advertising and circulation correspondence should be addressed to P.O. Box 12901, Overland Park, KS 66212 (a suburb of Kansas City, MO); (913) 888-4664.

### EDITORIAL

Bill Rhodes, *Editorial Director*  
John Wiliuszowski, *Video Editor*  
Cindy Nelson, *Managing Editor*  
Joan Jackson, *Editorial Assistant*  
JoAnn Vella, *Editorial Assistant*  
Pat Blanton, *Directory Editor*

### ART

Dudley Rose, *Art Director*  
Joy Viscek, *Graphic Designer*

### TECHNICAL CONSULTANTS

Howard T. Head, *FCC Rules*  
Harold L. Kassens, *FCC Rules*  
Carl Babcoke, *Technical*  
Donald L. Markley, *Facilities*  
Art Schneider, *A.C.E.,*  
*Post-production*

### CORRESPONDING ASSOCIATIONS

American Society of Television  
Cameramen  
National Association of Broadcasters  
National Radio Broadcasters  
Association

### CIRCULATION

John C. Arnst, *Director*  
Evelyn Rogers, *Manager*

### ADMINISTRATION

George H. Seferovich, *President*  
George Laughead, *Publisher*

### ADVERTISING SALES

Jan Winters, *Production Manager*

Regional advertising sales offices listed near the Advertiser's Index.

 Member,  
American Business Press

 Member,  
Business Publications  
Audit of Circulation

**BROADCAST ENGINEERING** (USPS 338-130) is published monthly by Intertec Publishing Corporation, 9221 Quivira Road, P.O. Box 12901, Overland Park, KS 66212.

**BROADCAST ENGINEERING** is edited for corporate management, engineers/technicians and other station management personnel at commercial and educational radio and TV stations, teleproduction studios, recording studios, CATV and CCTV facilities, and government agencies. Qualified persons also include consulting engineers and dealer/distributors of broadcast equipment.

**SUBSCRIPTIONS: BROADCAST ENGINEERING** is mailed free to qualified persons in occupations described above. Non-qualified persons may subscribe at the following rates: U.S., one year, \$20; all other countries, one year, \$26. Back issue rates, \$3, except for the September Buyers' Guide issue, which is \$10. Rates include postage. Adjustments necessitated by subscription termination at single copy rate. Allow 6-8 weeks for new subscriptions or for change of address. Controlled circulation postage paid at Kansas City, MO.

 INTERTEC PUBLISHING CORP.





# VERSATILE.

## O'Connor Model-50. A fluid head with 378 combinations.

### NEW, ADJUSTABLE BALANCE, QUICK RELEASE PLATFORM.

The Model 50-D Fluid Head can be ordered with one of six different platforms. Each has its special features and purposes, but our newest is the ultimate.

First, it has a unique camera mounting plate which can be attached to your camera in one of eight different positions. This is used to balance your camera on the head, greatly improving the head's performance.

Besides an adjustable camera mounting plate, the entire platform (with camera atop) can be shifted



back and forth on the head so that you can find the precise center of gravity for whatever particular gear you're using at any given moment, such as heavy lenses, large magazines, etc.

It takes only a second to release your entire camera with O'Connor's new quick release option. To prevent accidental releases, it has a built-in safety feature.

### WITH BASES, WE'RE LOADED.

The Model 50 can be ordered with one of six bases. Besides two Pro Jr. types, Mitchell, Arri 16 and

Arri 35, we also offer the O'Connor Claw Ball Base with the "ultra positive grip." The distinctive aluminum ridges



dramatically increase the holding power with far less effort needed to secure it in position. This Claw Ball design can also be adjusted  $\pm 15^\circ$  to the horizontal plane within the top casting of the tripod to correct or alter your panning plane.

### O'CONNOR COUNTERBALANCE DEFIES GRAVITY.

Three counterbalance spring options are available for the Model 50. It is important that you use the proper method to determine which spring is correct for your needs. If you're not sure, consult an O'Connor dealer or talk to us direct.

When you have the correct counterbalance spring, you should be able to stop the camera at any point in the normal tilting range and release the handle without the camera moving.

And it should take no more effort to tilt it upward than it does to tilt it downward. We specifically design counterbalance into all our heads to correct this natural act of gravity so that your "tilts" are as steady as your "pans."

### MORE CONTROLS FOR MORE CONTROL.

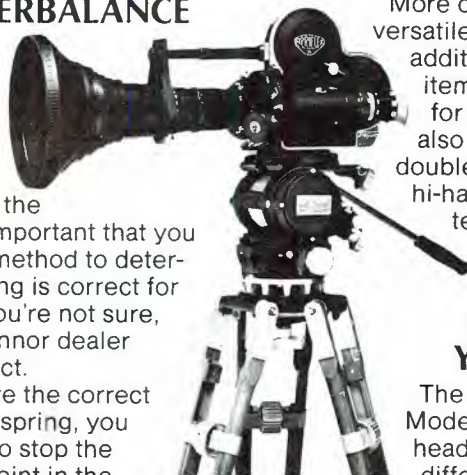
Like all O'Connor heads, the Model 50 is designed to provide maximum versatility. Separate controls for the pan drag, pan lock, tilt drag and tilt lock—all improve the flexibility and repeatability of camera movement.

### O'CONNOR HAS MORE OPTIONS.

More options mean a more versatile system for you. In addition to some of the items already mentioned for the Model 50, we also have adjustable double video handles, hi-hats, cases, adapters, teak tripods and the ever amazing Hydro-ped.

### ORDER IT YOUR WAY.

The basic O'Connor Model 50 fluid camera head can be ordered 378 different ways. If you're not sure how you want yours, maybe you should send for our brochure and price list to help you pick the equipment that's perfect for your needs.



# O'Connor


FLUID CAMERA HEADS

O'Connor Engineering Labs., Inc., 100 Kalmus Drive, Costa Mesa, CA 92626 • Phone (714) 979-3993 • TELEX 685 641  
O'Connor Engineering Ltd., 11 Rue des Moraines, 1227 Carouge, Geneva, Switzerland • Phone (022) 42 79 38 • TELEX 23 329

Circle (6) on Reply Card



## Publisher's Note:



Twenty years ago this month a new publication was born, one designed to report on the technology of the broadcast industry. That first issue of

**Broadcast Engineering** covered the 1959 NAB Convention and its 37 exhibitors, predicted that satellites might be used for intercontinental broadcasting, reported on a punch-tape television automation system and on the introduction of tape cartridges for radio. The 7500 readers of that issue received updates on the FCC's deliberation on FM and AM stereo (no system had been chosen), and on the possible use of directional antennas to solve television channel allocation problems.


And 20 years later...

**Broadcast Engineering's** goal remains the same—to cover and interpret the technological changes of the broadcast in-

dustry. Now received by over 34,000 readers, the largest audience in its field, this issue includes coverage of communications satellites, automation systems, tape's impact on broadcasting, and AM stereo (a system has still not been chosen). While many of the topics have not changed, the technical complexities and demands on our readers, the reason for **BE's** existence, have taken a quantum leap. Our goal is to continue being the benchmark technology publication of the broadcast industry. The last 20 years have been great. The next 20 will be even better. Thank you for your support and readership.

*Georges Langhead*

# At Last, a Cart Machine that Keeps its Cool



Telex/Magnecord broadcast cart machines run cool and steady. So cool no ventilation is required, so steady not even voltage or frequency fluctuations will alter their speed. Thanks to our dc servo flutter-filter drive.

The MC series offers broadcasters a host of options, including field convertability from mono to stereo or play to record and, of course, end of message, secondary/tertiary cue tones.

Designed for type A or B carts, the MC series meets all NAB specifications, offers full immunity to EMI and RFI, is remote controllable and automation compatible with CMOS digital logic. Audio muting, air damped low voltage

dc solenoid and fast forward are standard features on every MC unit.

Four broadcast cart machines to choose from in the Telex/Magnecord MC series. Running cool and steady. With a pleasant surprise—they're affordable.

For detailed information please write:

PRODUCTS OF SOUND RESEARCH  
**TELEX**  
COMMUNICATIONS, INC.

9600 ALDRICH AVE. SO. • MINNEAPOLIS, MINN. 5542C U.S.A.  
Europe: 22 rue de la Legion-d'honneur, 93200 St. Denis, France  
Canada: Telak Electronics, Ltd., Scarborough, Ontario

Circle (7) on Reply Card





# STATE OF THE ART

## AMPEX 196 SERIES BROADCAST 1" HELICAL TAPE

This is the tape Ampex *had* to design to demonstrate the fantastic capabilities of our VPR-2, the machine that is revolutionizing professional video recording.

With Series 196, color brilliance is preserved and signal-to-noise ratio is unaffected even after multiple playback passes, lengthy still framing and heavy post-production editing. This tape is the ultimate match for the VPR-2—a brilliant combination

that is unsurpassed in today's video recording industry. Available in SMPTE Type "C" or "B" formats. 34 min/66 min/94 min.

Contact Ampex Corporation, Magnetic Tape Division, 401 Broadway, Redwood City, CA 94063, 415/367-2011.

**AMPEX**



OFFICIAL SUPPLIERS VIDEO RECORDERS AND MAGNETIC TAPE XXII OLYMPIAD



## Future for multiple TV networks

FCC chairman Charles D. Ferris recently stated that he sees a future in which multiple television networks, beyond the current three, could provide "an abundance of program choices" for the public.

Ferris noted that the FCC presently has a network inquiry underway which will be an extensive re-examination of the television networks. Ferris said the FCC may have a continuing role in the regulation of network business practices but hoped that competition from new networks would supplant FCC regulation as a promotion to program diversity. The first preliminary staff report of the inquiry will be available this summer.

## Marconi Fellowship award

This month Dr. John R. Pierce, professor of engineering at the California Institute of Technology, will receive the Fifth Marconi International Fellowship of \$25,000 for his work in satellite and space technology for the improvement of world communications. Dr. Pierce retired in 1971 from Bell Laboratories where he served as executive director, research, of

the communications science division. He holds more than 80 patents for inventions in electron tubes and communication circuits.

The award was established in 1974 to commemorate Guglielmo Marconi's contributions to science, engineering and technology and is administered by the Aspen Institute for Humanistic Studies, Boulder, CO.

## Teletext system tests

CBS has filed with the FCC for special temporary authority to conduct on-air tests of two separate teletext systems this spring at KMOX-TV, St. Louis. Gene F. Jankowski, president of CBS/broadcast group, stated that the technical tests of the two teletext systems will be "an effort to determine which system will provide the best and most reliable teletext services."

Teletext is the generic name for systems that transmit alphanumeric data (letters and numbers) and graphics to the home viewer. The signal is transmitted simultaneously with the television picture and is invisible to the unequipped home receiver.

John McKay, vice president and general manager of KMOX-TV, reported excellent progress is being made

# Frezzi ENERGY High-Capacity Battery Packs



This is "Frezzi-Belt®" Model D12-76-T. It's AC-Line-isolated, with built-in transformer charger. Powers the RCA TK-76 video camera.



These are Model CR-440GLU Frezzi plug-in Battery Packs for the JVC CR-440GLU Videocassette Recorder.

Less than 1 hour re-charge time with "Frezzi-Fast™ Chargers."

## Portable power for all video cameras, video recorders, and hand-held "Frezzi™ Lights.

For information: (New Jersey 201) 427-1160 or (New York 212) 594-2294.

Frezzolini® E.N.G. support equipment.

Made in U.S.A.



Frezzolini Electronics Inc.

7 Valley St. Hawthorne, N.J. 07506 USA

Export Agents:



11 Caesar Place, Moonachie, New Jersey 07074 USA • (201) 939-0875 • Cables: Cinecraft Moonachie • Telex: Cinecraft Moon TLX 13-8875

Circle (9) on Reply Card



# Broadcast Quality Time Base Correction That's Easy to Handle



The 1600 CCD Time Base Corrector is specifically designed for broadcast quality electronic field production where lightweight and durability are essential. The 1600 combines high performance specifications and "easy to handle" portability with a surprisingly "easy to handle" low cost, to bring professional video standards to non-segmented V-locked VTR applications.

The 4 H line correction range with 55 dB p-p signal-to-rms noise performance, along with the available Image Processing feature, make the 1600 CCD Time Base Corrector the most unique approach to correcting time base errors for EFP or studio post production available today.

Write or call for more information on the "easy to handle" 1600 CCD Time Base Corrector from MICROTIME.

---

Microtime  
1280 Blue Hills Avenue  
Bloomfield, Ct. 06002  
(203) 242-0761 TWX 710-425-2390

**MICROTIME**

---

Circle (10) on Reply Card

[www.americanradiohistory.com](http://www.americanradiohistory.com)






# lighting Berkey Colortran kits

Colortran's Lighting Kits are designed for film/ENG lighting anywhere in the world . . . 4 different kits in 120, 220, & 240 volt versions, sized to provide maximum light at minimum power.

To select the one that best fits your requirements, fill out and mail in coupon to receive your copy of our kit brochure.



**Berkey  
Colortran**

101E Chestnut Street  
Burbank, California 91502,  
P.O. Box 5, Burrell Way  
Thetford, Norfolk, IP24 3RB, U.K.,



Mail to: Berkey Colortran • 1015 Chestnut St. • Burbank, CA 91502  
Please send me a Kit Brochure  Please have a Salesman call on me

Name \_\_\_\_\_  
Position \_\_\_\_\_  
Company \_\_\_\_\_  
Address \_\_\_\_\_  
City \_\_\_\_\_  
State \_\_\_\_\_  
Zip \_\_\_\_\_

BE579

## Comments sought on Satellite Telecommunications Act

The FCC is seeking comments on its proposals to implement the International Maritime Satellite Telecommunications Act which designates the COMMUNICATIONS SATellite Corporation (COMSAT) as the US participant in the International MARitime SATellite Organization (INMARSAT).

The commission asks for comments regarding:

- The ownership of earth stations and operational arrangements by which COMSAT and US domestic and international carriers will interconnect their facilities for the purpose of extending maritime satellite communications services in the US and beyond;
- Operational arrangements by which COMSAT will interconnect its facilities with private communications systems authorized by the FCC; and
- Regulatory safeguards to assure that COMSAT's participation in INMARSAT will not adversely affect its participation in the International SATellite Consortium (INTELSAT), and to prevent COMSAT from cross-subsidizing its maritime satellite services with its other communications services.

## Ground wave field intensity study

FCC/OCE RS79-01, a report from the research and standards division entitled *Investigation of Methods for Converting the FCC Ground Wave Field Intensity Curves to the Metric System*, describes various methods of calculating ground wave field intensities in the Standard Broadcast band. The report, written by John H. McMahon, chief of the systems engineering branch, may be obtained by sending a self-addressed label to: Research and Standards Division, Dept. BE, Room 7202, FCC, Washington, DC 20554, Attention RS79-01.

## Cable installation at JPL

The Jet Propulsion Laboratory (JPL) in Pasadena, which was responsible for the recent photographs of Jupiter and Mars, has been plagued by poor TV reception from the local Los Angeles TV stations. To solve the problem, JPL requested a cable TV installation from a Pasadena cable TV company. Falcon Communications connected coaxial cable to the space laboratory and utilized the existing closed circuit TV system within the complex.

"It is ironic that many of the solid-state equipment, chip amplifiers and earth receiving stations that are used so extensively today by my company and the cable TV industry, are a direct result of the NASA space program and the work of scientists at the Jet Propulsion Laboratory," stated Marc B. Nathanson, president of Falcon Communications. "I am proud Falcon Cable TV has played a small role in aiding America's space ventures," Nathanson concluded.



# "Cinema Products has it all... The ideal equipment mix for film and electronic field production: CP-16R, MNC-71CP and Steadicam!"

Dennis Burns  
PACIFIC FOCUS  
Honolulu, Hawaii

Today, video and film is the way to go. With the Oscar-winning Steadicam, of course.

For the small-to-medium sized production company shooting industrials, documentaries, TV commercials, as well as docu-dramas and specials for television, Cinema Products offers the ideal film and EFP equipment mix. Lightweight, rugged and reliable production equipment, recording broadcast-quality film and tape. All covered by the standard Cinema Products full one-year warranty and around-the-clock\* service backup.

To meet their extremely varied and demanding production requirements, forward-looking and dynamic production companies — like Honolulu-based Pacific Focus — make use of Cinema Products' easy-term lease/purchase



program to maintain a versatile mix of the highest quality 16mm film and electronic field production equipment available today.

In addition to its existing CP-16R camera equipment, Pacific Focus has

recently acquired two MNC-71CP video cameras with all the ancillary equipment needed to convert them to MNC-710CP studio/field production configuration.

"We shoot video or film, depending on what would best serve the needs of each particular project," says Dennis Burns, award-winning producer/cameraman and president of Pacific Focus. "In Hawaii, though, we produce on location almost entirely. So it's important that our broadcast-quality MNC-71CP cameras are rugged enough to take the kind of abuse that the CP-16R can take.

"Combined with the versatility and cost savings provided by Steadicam, which can be used interchangeably between our CP-16R and MNC-71CP cameras, there's no assignment we cannot handle!"



"The Steadicam camera stabilizing system lends itself to many innovative uses," says Dennis Burns. "For instance, by placing Steadicam on a special mount (built by Bud Weisbrod of Pacific Instrumentation — the CP dealer in Hawaii) and rigging it to a forklift, we were able to simulate boom/crane capabilities.

"And for shooting aerials, the same mount can be easily rigged to a helicopter or a fixed-wing aircraft."

For further information, please write to:

**cinema E products**  
CORPORATION

Technology In The Service Of Creativity

2037 Granville Avenue, Los Angeles, California 90025  
Telephone: (213) 478-0711 • (213) 477-1971 • Telex: 69-1339

\*For video service (7 day/24 hr.), call: 800-421-7486.



### Viacom and Post-Newsweek to offer TV distribution system

Viacom International and Post-Newsweek Stations have announced plans for a television program distribution system using satellite technology and transmitting directly to television stations equipped with earth stations.

earth stations from RCA American Communications will be employed in the system. The receive-only earth stations have built-in scrambling and selected decoding capability for specific program reception at specific locations.

The system's effectiveness is due in part to the ability to reach only designated stations. The television signal is scrambled as it leaves the designated earth station uplink to the satellite. The video signal carries a code for each of the television stations on the receive list which activates a descrambler at the receive-only antenna.

An RCA Satcom satellite and

The system's effectiveness is due

Viacom will distribute television programs and motion pictures and the Post-Newsweek television stations will receive and/or record the programs. The first field applications are scheduled for later this year.

### Canadian licensing policy

Communications Minister Jeanne Sauvé of Canada recently announced a new earth station licensing policy which will allow greater choice of TV programming and fuller access to other communications services carried on Canadian satellites. Under the policy broadcasters, cable TV companies and telecommunications common carriers will be permitted to own and operate television receive-only terminals. Common carriers also will be allowed to apply for licenses for transmit/receive stations to operate with Canada's new, higher frequency Anik C satellite system to begin service in 1981.

### Fleming appeal for funds

Robben Fleming, president of the Corporation for Public Broadcasting, appeared before the Senate Appropriations Subcommittee requesting the appropriation of the total funds authorized for public broadcasting for fiscal years 1981 and 1982. Fleming stated that the full authorization was necessary "to preserve the tradition of having federal support always match audience and other private funds up to the full limit of the authorization."

The Public Telecommunications Financing Act of 1978 authorizes \$180 million for 1981 and \$200 million for 1982 with a match of \$1 for each \$2 in non-federal support. Fleming stated that public broadcasting's non-federal income is expected to exceed the \$324 million and \$344 million the 2:1 match would require for 1981 and 1982 appropriations and recommended

**NEW!**  
**Beaucart**  
**Audio Console.**



Here's a console that will, literally, win a place in your heart. The new Beaucart® audio console from UMC/Beaucart. Our eight-channel stereo console incorporates every feature a broadcaster could ask for. Expandable to sixteen-channel stereo with the addition of standard top plug-in channel modules. Three fully metered matching stereo busses out plus a standard mono feed buss. Three selectable inputs on each channel module for a maximum of 48 hard wired console inputs. A momentary, cue buss access, select button on each channel for auditioning without disturbing pre-set volume levels. On/off buttons are noiseless DC switched. Rear lighted VU meters. Optional LED clock and weather station. And on top of all that, the Beaucart console has been beautifully human engineered to make it a real pleasure to program with.

Want to know about our new audio console? Write today, or call 203/288-7731 for a look at the state-of-the-art in audio consoles. Don't forget, we're the Broadcast Products Division, UMC Electronics Co., 460 Sackett Point Road, North Haven, CT 06473.

**UMC**

Outside Connecticut, toll free, (800) 243-6178.



# SWITCHERS DON'T MAKE MISTAKES...PEOPLE DO

**That's why we've designed a whole new series of human-engineered control panels that are setting new standards for goof-proof switching.**

Once you've designed audio and video routing switcher matrices as transparent and reliable as ours, there's not much room for further improvement at that end. However, there has been a need for improvement in the control end--particularly where operators must make accurate, quick-decision source selections. The panels described below are designed to eliminate the confusion too often associated with routing switcher control, while providing the control flexibility so important to present-day signal routing requirements.

For installation simplicity, each of these new panels connects directly to the system party line via loop-through coax connections. They provide continuous status readout and can be encoded to permit each input (or output) to be addressed by its name (VTR-2, CAM-4, etc.) rather than by an arbitrary matrix number.

We are also prepared to supply custom variations of these panels to suit your exact requirements.

## CSP-200



Permits audio and/or video selection--including simultaneous A/V switching from different sources--on a single output bus. Available in recessed mount, one unit per rack panel and two units per rack panel versions.

## CSP-200 Custom



Custom variation of the CSP-200 panel built for Opryland Productions permits single keystroke takes on two preselected audio/video sources as well as normal touchpad entry.

## CSP-300/R



Full Matrix Control Panel. Permits audio and/or video switching on any selected bus. Encoded version can be restricted to switch only on specific pre-assigned busses. Available in either recessed or rackmount versions.

## CSP-10

Controls ten randomly assigned busses providing continuous status readout on each bus. Touchpad data entry with numeric readout permits error-free switching on any of the ten busses. (Availability, February 1979.)

## CSP-20/CX-20

Permits button-per-source input selection on assigned bus. Basic panel accommodates 20 inputs. Expansion in 20-button increments is provided by adding slave panels. Permits fast single-stroke selection of any input. Button lamps provide continuous status indication from refresh memory. (Availability, March 1979.)

See us at Montreux, Stand No. 527

**USUTAH SCIENTIFIC**  
2276 South 2700 West

Salt Lake City, Utah 84119 Phone: 801-973-6840

For Literature Only Circle (24) on Reply Card.  
For Salesman Call Circle (25) on Reply Card.



## Industry news

that Congress appropriate the full amount to preserve the matching principle.

### Employment study

According to the seventh annual FCC study of employment practices, minority employment increased over the past year from 13.8 to 14.3% of all broadcast industry personnel.

The number of women employees totaled 49,656 compared to 45,300 in 1977. Minority personnel increased to 23,537 over the previous year's 21,934.


### DICE system

Vidtronic now offers syndicators and producers the capability for converting program sources to any


of the international standards, thus allowing for distribution throughout the world. The DICE (digital inter-continental conversion equipment) has the capacity to convert to any television standard including PAL, PAL-M, NTSC and SECAM.

The system is completely digital and provides high resolution and almost transparent conversions.

## Built for Professionals



### ITC's 750 Series Reproducer 1/2 Track Stereo \$1315



Check with any leading automation company for more information or call ITC collect (309-828-1381).

**it** INTERNATIONAL TAPETRONICS CORPORATION  
2425 SOUTH MAIN STREET • BLOOMINGTON, ILLINOIS 61701

Marketed in Canada exclusively by McCurdy Radio Industries Ltd • Toronto

© 1975 by ITC

Circle (12) on Reply Card

### ACT president testifies on children's advertising

Peggy Charren, president of Action for Children's Television (ACT), recently testified before a Washington hearing of the Federal Trade Commission's proposed rules to eliminate advertising to children under eight years of age and to regulate commercials for heavily sugared foods directed to older children.

Charren stated that advertising targeted to children under 12 is a deceptive trade practice and that it is not until junior high school age that a child is equipped to make reasonable consumer decisions. "Before that age, all television advertising will inevitably deceive," stated Charren.

### Canada to participate in WARC

Canada's federal government has approved recommendations for their participation in and proposals for the World Administrative Radio Conference (WARC) to be conducted for 10 weeks in Geneva beginning this September.

The major Canadian proposals are:

- that additional spectrum be allocated for mobile communications in the UHF band;
- that the standard AM broadcasting band be extended to provide for additional channels to permit coverage of areas in Canada not at present adequately served;
- that the amount of shortwave spectrum employed for international broadcasting be substantially increased;
- that additional radio spectrum be provided for Canadian and international requirements for radiocommunications by satellites;
- that additional spectrum be provided for the amateur radio service.



# IN THIS BUSINESS IT PAYS TO BE SENSITIVE.

The new Canon J13x9B is the ideal lens system for every situation.

For example, when you're covering an impromptu interview in a poorly lit hallway. Or a nighttime fire. Or a crime scene. Or when the weather itself is so bad that it's news. These and hundreds of low-light situations call for a sensitive lens. That's why the zoom on the business end of your ENG camera should be a Canon J13x9B. At f/1.6, it's the most sensitive in its class. And the rest of its specs are impressive, too. Like its 13-time zoom ratio from a wide 9mm

to 118mm. Its built-in fluorite element for more accurate color correction. And its minimum object distance as short as 0.8m (31.5"). The lightweight J13x9B is available with a money-saving modular accessory package, giving you all the flexibility you need in the studio or field—now and in the future.

Specify the Canon J13x9B when you order your new ENG camera.

It's the perfect lens system for all types of field production, including news, documentaries, sports

**Canon**® or any portable application. Because we're always sensitive to your needs.

Canon U.S.A. Head Office: 10 Nevada Drive, Lake Success, N.Y. 11040 (516) 488-6700 • 140 Industrial Drive, Elmhurst, IL 60126 (312) 833-3C70  
123 Paularino Avenue East, Costa Mesa, CA 92626 (714) 979-6000  
Canon Optics & Business Machines, Canada Ltd. 3345 American Drive, Mississauga, Ontario L4V 1B8, Canada  
Canon Amsterdam N.V., Industrial Products Division De Boelelaan 3, Amsterdam, Netherlands

Circle (1) on Reply Card



NOW  
WITH BUILT-IN  
2X EXTENDER!



## State broadcasting organizations and other associations

### State associations

#### Florida Association of Broadcasters

On April 22 FAB joined with the University of Florida's College of Journalism and Communications in co-sponsoring B-Day in Gainesville. The 21st annual event offered an opportunity for station executives and broadcasting and journalism students to meet and talk about

career possibilities outside the classroom.

#### Georgia Association of Broadcasters

The 45th annual GAB convention will open June 23, at Callaway Gardens. The program includes sessions on wage and hour, the

re-write, how to improve sound, the Washington quiz, the Miss Georgia Holiday pageant and an equipment exhibit.

For more information, contact: GAB, 6065 Roswell Road, Suite 604, Dept. BE, Atlanta, GA 30328.

#### Kentucky Broadcasters Association

At the KBA's board meeting held February 16, the board voted to adopt the same resolution as adopted by the National Association of Broadcasters' board concerning the 9-kHz issue. It in part calls for an investigation by the FCC to determine the best possible method of establishing fulltime operation for all present and future broadcasters with a minimum of interference.

#### South Carolina Broadcasters Association

The SCBA board of directors have

## Useful Bits of Data



**Skotel Time Code Generators and Readers will conveniently and accurately identify audio and video tapes with SMPTE User Data.**

The TCG-80N Generator has unique features that meet the growing demand for identifying tapes with start of program sequences, scene/take numbers, official time of sporting events, time countdowns and documentary data.

The User Data memory can be loaded from the thumbwheels or from an external source, and the Data and Time code is displayed on the front panel.

Another feature that can be added to the Generator and Reader is our video character generator. It has an integral insert keyer that can simultaneously insert User Data and Time code into selected positions in the video of a work print or on a monitor.

Our Reader TCR-80 will save you time because it reads User Data and Time code from hand turn reel speed to 40 times play speed.

If we have all this, you can count on Skotel to include all the other features you require in Time code Generators and Readers.

For complete details and application information call . . .

North: Mike Dyer  
(313) 478-2157

East: Jim Landy  
(609) 424-4660

South: Gene Sudduth  
(214) 785-5764

West: Dave Hill  
(602) 948-1075

# skotel

**SKOTEL CORPORATION**  
1445 Provencher  
Brossard, Que.,  
Canada J4W 1Z3  
(514) 676-1813

Circle (14) on Reply Card



# The CSD-510 . . .

all the capability and accuracy  
you are likely to need

## MASTER

## CLOCK SYSTEM

## DRIVER!



# LEITCH

Progressive Concepts in Television Technology


Leitch Video Inc.  
210 South 8th Street  
Lewiston  
N. Y. 14092  
Phone: (716) 754-4349

Leitch Video Limited  
705 Progress Avenue  
Scarborough, Ontario  
Canada — M1H 2X1  
Phone: (416) 438-5060  
Telex: 065-25420

Circle (15) on Reply Card



# Get two for the price of one. Or one,



Compare JVC's \$23,000 CY-8800U portable ENG camera to the most widely used competitive camera. Yours has a lot more of one thing. Cost. About double, in fact.

But there, for all intents and purposes, the differences end.

Because, in any ENG/EFP assignment where you find normal lighting conditions, you'd be hard pressed to see any difference in results.

### Maximum performance per dollar

"Putting it simply, the results were excellent," says well-known Producer-Director/Cameraman Lon McQuillin in his review of the CY-8800U. "Color quality is marvelous... There are few ENG cameras at any price that can top the JVC's performance, and then only when pushed into very poor lighting conditions..."

It may well set the standard for the rest of the cameras in the category."

Behind that performance are high sensitivity and S/N ratio (50 dB). 500-line resolution. Sensitivity doubling (6 or 12dB). Auto white balance. And horizontal and vertical contour correction.



and save over \$20,000.



The CY-8800U even has some features that the high-priced camera doesn't have. Such as level control compensation for hot spots. Internal time lapse meter which indicates tube life. Plus a moistureproof, rugged, sleek case that you can rest on your knee or the ground.

**What do you really need?**

Think about it. If you can get excellent results from JVC, do you really

encounter enough critical poor-light assignments to warrant paying twice the price?

Let a JVC dealer show you the CY-8800U in action. For the name of your nearest dealer, call one of these numbers collect: East, 212-476-8300; Mid-west, 312-593-8997; South, 713-741-3741; West, 213-537-6020. US JVC Corp., 58-75 Queens Midtown Expressway, Maspeth, NY 11378.

**JVC**<sup>®</sup>  
PROFESSIONAL VIDEO DIVISION  
US JVC Corp.

Circle (17) on Reply Card



## Other associations

confirmed the 1979 summer convention to be held at the Camino Real Hotel, Can Cun, Mexico, June 22-26. For more information, contact: Carl

Roach, summer convention committee, WTWE-FM, Dept. BE, Manning, SC.

## National/International groups

### Association of Maximum Service Telecasters

The MST filed with the FCC initial comments endorsing the benefits of source identification (SID) systems. MST emphasized that SID systems need not be operated on a radiated basis and pointed out the considerable potential of the vertical interval for other uses.

In other matters, MST took issue with the FCC's General Docket 78-369, Notice of Inquiry, concerning radio frequency interference, particularly Citizens Radio (CB) interference. Tom Paro, president of MST, recently wrote a letter to Charles Ferris, chairman of the FCC, in which he stated MST's position on the interference docket and suggested that the action most in the interest of consumers, and the most cost-effective, would be to adopt at least the 100 dB suppression requirement proposed in Docket 21000.

### Society of Broadcast Engineers

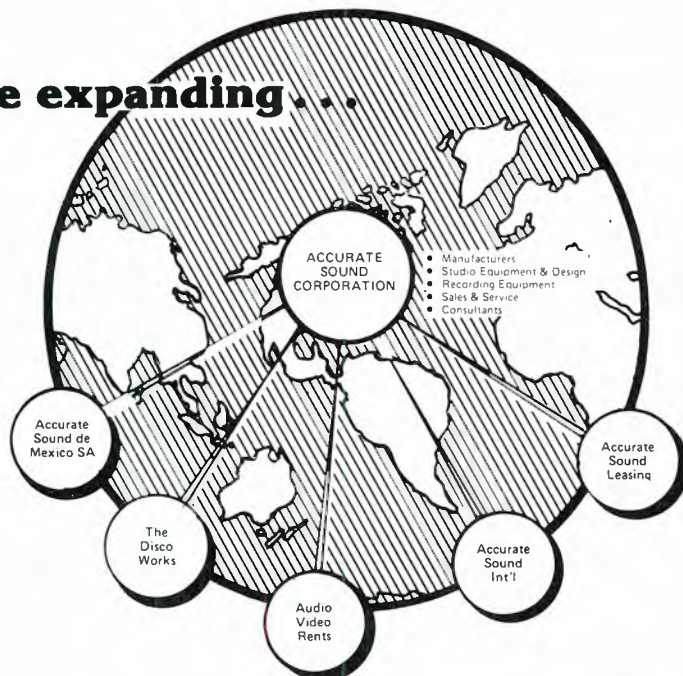
#### Chapter 2—Pennsylvania

At a meeting on March 5, at the WVIA-FM-TV studios, Pittston, PA, Bob Griffiths, eastern regional manager for Telemet, presented a demonstration and program on fiber optics and fiber optic equipment. Griffiths reviewed the fundamentals and categories of fiber optics and equipment including the simple light-transmitting types used for dentistry, traffic control and video games. He discussed step indexing and the specification on LEDs and photo sensitive diodes.

#### Chapter 3—Kansas

The April meeting of the Kansas chapter was held in Wichita. The program, given by Southwestern Bell Telephone, centered around the technical aspects of the operation of the telephone company. How the phone company handles broadcast

**We're expanding...**



**... to meet your needs**

#### THE CHALLENGE

The breathtaking pace of today's technology, and the changing economic climate, require creative concepts and dynamic initiatives on the part of management. That's why at Accurate Sound we are constantly striving to find the answer to your needs. If it takes new ideas, or a new division, to do the best job, we are ready to meet the challenge.

#### DESIGNING SOUND

Anyone can collect hardware. It takes a unique expertise to select the most appropriate hardware, and design a system—your system, that meets your needs. It is the blend of the components, each selected for its ability to satisfy the criteria of the project, that provides for the ideal interface—the harmonious blending of individual components into an integrated whole.

#### THE BOTTOM LINE

We manufacture our own equipment, including high speed magnetic tape duplicators, multi-channel recorders and cassette data recorders. Each is known for quality, performance and dependability. What's more, we stand behind our products—after installation, should you find that it does not do exactly what we promise it will do, we will take it back for a full refund.

Because we're committed to you—your bottom line is our top priority. That's why we also represent many of the world's largest manufacturers in the sound industry. If our equipment won't do, theirs might; and we have no reluctance about supplying you with someone else's brand.

Whatever your needs, whenever you need an answer, the right answer, call us.

“... BECAUSE SOUND COMES FROM A SYSTEM”



**accurate sound corporation**

114 Fifth Avenue / Redwood City, California 94063  
(415) 365-2843 / TELEX: ASCO 34-8327

Circle (16) on Reply Card



# Best In The Field

## HITACHI SK-90

Outside the studio, the remarkable Hitachi SK-90 does it all. For EFP, it sports a studio style 5" viewfinder. All key functions can be controlled with your choice of Remote Operating Unit (ROU) or Digital Command Unit (DCU). For ENG, slip off the SK-90's studio viewfinder, slip on the 1.5" viewfinder and shoulder mount. Your SK-90 is now a compact, lightweight self-contained portable!

ENG with EFP image quality. And EFP with *total* remote control. SK-90 has the field covered!

**Hitachi...  
Wherever  
video makes  
an impact.**

7 Regional Centers  
for Parts & Field Service

- New York (516) 921-7200
- Chicago (312) 344-4020
- Los Angeles (213) 328-2110
- Atlanta (404) 451-9453
- Dallas (214) 233-7623
- Denver (303) 344-3156
- Seattle (206) 575-1680



**HITACHI**  
Hitachi Denshi America, Ltd.  
175 Crossways Park West  
Woodbury, New York 11797



*Hitachi SK-90: portable ENG mode*



*Digital Command Unit (with coax/trax option)*



*Remote Operating Unit (features RGB out)*

Circle (18) on Reply Card

May 1979 **Broadcast Engineering** 21



## Other associations

loops and how long distance transmission takes place were discussed. Larry Wagoner hosted the meeting.

## NRBA

### Indefinite license bills

Two bills introduced into the

Senate propose indefinite license periods for radio. Bill S-611, introduced by Senator Earnest Hollings of South Carolina, calls for an annual FCC audit of a random 5% for license terms while bill S-622, introduced by Senator Barry Goldwater of Arizona, proposes license terms subject to current revocation procedures.

S-611 proposes to retain the present procedures for renewals

with other media holdings not relevant to comparative hearings and suggests that the Fairness Doctrine be retained. S-622 would eliminate comparative hearings altogether and delete the Fairness Doctrine except for the Personal Attack rules.

### 1979 Communications Act provisions

The Communications Act of 1979, if passed, would represent the first revision of communications law and policy in 45 years. Hearings on the act began late last month and hearings in the broadcasting sections are scheduled for May 14 through 25.

The general provisions call for interstate and foreign telecommunications to be regulated only to the extent that marketplace forces are deficient and/or "fail to protect the public interest."

Other major provisions include:

- Regulatory reform—abolish the FCC and replace it with the Communications Regulatory Commission (CRC), a body of five commissioners appointed by the president to non-renewable 10-year terms.
- Radio—deregulate radio stations in all markets immediately. Eliminate Fairness Doctrine, equal time and EEO regulation by the commission. Provide for indefinite licenses subject to revocation only for violation of technical standards.
- Spectrum resource fee—establish an annual spectrum resource fee to be phased in at 10% annually over a 10 year period. The fee is determined by the cost of processing a license and the scarcity value of the spectrum used. Revenues from the fees go to the US Treasury's general fund.
- Public broadcasting—abolish the Corporation for Public Broadcasting after 1983 and create the Endowment for Program Development, a private, non-profit corporation for production and acquisition of radio and TV programs and services.

**WOULD CONSISTENT CONTROL OF YOUR FORMAT RAISE YOUR RATINGS? DO YOU NOW SUFFER FROM LOST SPOTS, FORMAT ERRORS OR DEAD AIR? DOES YOUR TALENT NEED MORE TIME TO BE CREATIVE?**



Harris 9000 Program Control with Multi-File™ Program Memory is the answer.

Multi-File™ Program Memory provides:

- Independent files for music, news, commercials—No chance of lost events
- Easiest system to learn—Eliminates operator errors
- Efficient entry of information saves time
- Self-checking rejects "phantom" or non-ready sources—Dead air is virtually eliminated

Need more information on the Harris 9000 Program Control, the system most copied by others, contact your local Harris representative or Mark Hutchins, Harris Corporation, Broadcast Products Division, Quincy, IL, 62301; (217) 222-8200.



**HARRIS**  
COMMUNICATIONS AND  
INFORMATION HANDLING

Circle (21) on Reply Card

### Committee on 9 kHz spacing

Because of many conflicting views on the effect that the 9 kHz spacing proposal would have on the radio system, the National Radio Broadcasters Association (NRBA) will not take a position on the proposal until the facts are in. To expedite their



# NAGRA


Your Participating Nagra Dealer and N.M.R.I. now join forces to bring you substantial savings . . . (limited time only).

# REBATE

Starting May 1st, when you buy a Nagra Recorder from a participating dealer, you will receive a rebate check from N.M.R.I. for savings up to \$580! Just fill out the money back

rebate certificate your dealer gives you and return to N.M.R.I. with dealer's invoice. You will receive your refund, direct . . . in about 4 to 6 weeks. Offer valid in U.S.A. only.

## NAGRA "4.2L"



The Industry Standard, — Mono Sync Recorder.

Rebate  
**\$425**

## NAGRA "SNN"



Mini Sync Recorder,  
5<sup>3</sup>/<sub>4</sub>"x4"x1"; 1 lb. 3 oz.  
Professional Performance.

Rebate  
**\$260**

## NAGRA "E"



The Economic, Mono,  
Broadcast Recorder.  
Rugged, Nagra Reliability.

Rebate  
**\$240**

## NAGRA "IV-SL"



Two Track Stereo,  
Sync and Non-Sync,  
S/N Ratio 74dB!

Rebate  
**\$580**

IV-SD = \$510



Contact us for the name of your nearest dealer.

**NAGRA MAGNETIC RECORDERS, INC.**

19 West 44th Street, Room 715, New York, N.Y. 10036 (212) 840-0999

Circle (20) on Reply Card

May 1979 *Broadcast Engineering* 23



INNOVATIVE


# TITLING GENERATORS



T-1024 SERIES



T-5002/T-5002A



T-1000A

## TOMORROW'S PRODUCTS ... TODAY

**Our T-1024 SERIES** provides features and performance heretofore not available in an inexpensive system.

While compact, it boasts an 8-page memory expandable to 16 pages; auto line centering, character insert/delete, and a highly legible display of 24 characters per line using a 10 x 14 character matrix. **PRICED FROM \$1095.**

**Our T-1000A** is designed for simplicity of operation with outstanding features.


Finger-tip controls provide access to a 16 page memory with simultaneous program and preview display channels, variable length roll, crawl, adjustable title window, and eight choices for character font enhancement. **PRICED \$3995.**

**NEW!! Our T-2001** offers programming flexibility at an affordable price.

Select on a character line basis, three character heights, two character widths, black or white characters, and three choices of edging. The font library provides 128 characters including upper/lower case, and 32 graphic symbols. Special editing and control features provide operator programming flexibility and ease of operation. **PRICED FROM \$5995.**

**NEW!! Our T-5002** encompasses all of the features of our other titling systems and more.

Imagine the features of the T-2001 along with a super high resolution dual font library, colored characters or background, and an independent edit channel which can double as a second program channel. Optional expanded memory, two channel mix, and custom characters or logos makes the T-5002 an unusual title. **PRICED FROM \$8995.**



## Video Data Systems

... IN TOUCH WITH THE FUTURE

VIDEO DATA SYSTEMS, corporate office, New York, N.Y. (516-231-4400);  
VIDEO DATA SYSTEMS, National Sales, Salt Lake City, UT. (801-272-9296);  
International Sales, ADCOM ELECTRONICS, LTD., Ontario, Canada  
(416-251-3355); CATEC AG LUZERN, Luzern, Switzerland (041-22-66-19).

Circle (19) on Reply Card

## Other associations

.....

decision, the NRBA has proposed the establishment of a joint industry-government committee to study the effects of the 9 kHz proposal.

## NAB

## Action against FCC

In two separate cases the National Association of Broadcasters (NAB) has taken action against the FCC.

The NAB has asked for permission to join Metromedia in its case against the FCC. Metromedia petitioned the US Ninth Circuit of Appeals to review the commission's move authorizing Arlington Telecommunications Corporation (ARTEC) to import Baltimore TV signals and shift the burden of proof for any potential damage to Washington, DC stations from the cable system to the broadcasters.

NAB said such an authorization revises the standards governing the grant of waivers of its cable TV distant signal carriage rules.

The NAB also has asked the US Court of Appeals to review a Memorandum of Understanding between the FCC and the Equal Employment Opportunity Commission (EEOC).

According to NAB the memorandum deprives broadcasters of their rights to due process in EEOC proceedings. The EEOC is trying to expand its jurisdiction below the Congressionally set limit of 15 or more employees.

## Separator guidelines

The National Association of Broadcasters has announced the adoption of separator devices in both audio and video, before and after commercials aired during TV programs designed for children under 12 years of age.

Robert Rich, TV Code Board chairman, explained that the revised standard is to help reinforce a child's ability to differentiate between program and non-program material.

The guidelines, including the wording of the separator, expand on the Code's standard, 1X-6-B, and become effective September 1, 1979.





## Now 14" mobility with studio quality color. The Producer's dream come true!

### The BARCO CM33

Now mobile production color can be monitored against studio quality instantly while recording is in progress.

It's possible with the BARCO CM33 high quality 14" color monitor.

Designed for ENG, EFP and other mobile or closed circuit applications, the CM33 weighs only 31 lb. and is 100% modular for maximum reliability and simple maintenance. It is easily carried in one hand, or it can be mounted in a standard 19" rack. It can also be supplied to operate on 12V or 24V DC. And a compact demodulator, the AVD 33, will shortly be available.

The high brightness "Precision in Line" tube and an optional screen shade permit clear viewing even in high intensity light conditions.

The CM33 is exclusively distributed and serviced throughout North America by E&O Systems Ltd. Delivery is from stock at a very interesting price. Ask us for full details and specifications.

# BARCO



**ELECTOR**  
ELECTRO & OPTICAL SYSTEMS LTD.

Leaders in Digital Technology

Dealer enquiries are invited for a wide range of video products.

Electro & Optical Systems Limited, 3015 Kennedy Road, Scarborough, Ontario, Canada M1V 1E7  
(416) 291-4492. Telex: 065-25431.

E&O Systems Ltd., 2998 Scott Boulevard, Santa Clara, California 95050. (408) 727-1506.

Circle (22) on Reply Card



## RCA agreements

RCA American Communications has announced several agreements and actions including applying with the FCC for authority to construct a fourth communications satellite as a ground spare for launch in case of the failure of any operational satellite. The satellite could also be launched as a fourth in-orbit satellite providing customer service. RCA also has applied for FCC approval to obtain launch services from the National Aeronautics and Space Administration (NASA) in order to be prepared in case of need.

In an agreement with United Press International a new service which will distribute broadcast news services via satellite will be pioneered. Under the plan, which is subject to FCC approval, RCA will install, maintain and provide satellite transmission service to more than 600 receive only earth stations

and utilize one of its Satcom satellites.

Roderick W. Beaton, president of UPI, stated, "The satellite relay to small antenna network that RCA and UPI have developed is a dramatic demonstration of a news company and a communications company working to improve the quality and reliability of broadcast distribution to the general public. I hope the FCC will give speedy approval to the RCA Americom filing."

The company also announced that the satellite system will now carry radio programming for ABC in addition to the NBC and CBS radio networks and the Associated Press and United Press International news services.

ABC has ordered two full-duplex (two-way) 8 kHz program audio satellite circuits for use between New York and Los Angeles.

## Electro-Voice to provide sound at Montreux

Electro-Voice has been named to supply the sound reinforcement for the 1979 Montreux (Switzerland) Jazz Festival. This is the third year the company has provided the service which consists of the installation of commercially available microphones, horns, drivers and enclosures as well as equipment not presently available.

## Dictaphone division ends operation

At the NAB in Dallas, Dictaphone Corporation announced plans to end operations of its audio/electronics division in Mountain View, CA. William R. Krehbiel, president of the division, said the logging systems will be moved to the company's

# Erase tapes in seconds...clean!



### GARNER'S NEW VIDEO'RASER

In less than five seconds, get video tape erasure depth that exceeds professional standards. Garner's compact Video'Raser Unit completely automates your video cassette erasing in a simple one-step, in-and-out operation...perfect tape erasure in one pass.



### GARNER'S AUDIO ERASING UNITS

In four seconds, our audio erasing units deliver a clean, "no-whump" erasure that meets the most stringent recording standards. Just hit the power button and drop any reel or cassette up to 16" on endless belt. You'll save valuable man-hours and do a better job.




Look to Garner for quality electronic audio and video products, including the Garner high speed tape duplicator. For more information, write or call:

**GARNER INDUSTRIES** Dept. BE-5, 4200 N. 48th St., Lincoln, NE 68504 Phone 402-464-5911

Circle (23) on Reply Card



# THE BETTER WAY




# We make small routing switchers too!

Datatek has now added the D-4300 series video and audio switching units to its line of routing switchers. With building blocks of 6x1, 16x1 and 20x1, these switching units may be used for:


- Input preselects to production switchers to expand their capacities
- Switching inputs to vectorscopes and monitors
- Adding preview busses to existing switchers
- VTR input selection
- These units may also be stacked to make up small routing switchers at an economic price.



D-4307, 16x1 VIDEO-AUDIO



D-4304, 20x1 VIDEO



D-4305, 20x1 AUDIO

**For More Information,  
Write or Call**

**DATATEK**  
CORP

1166 W. CHESTNUT ST. UNION, N.J. 07083 • (201) 964-3656

Circle (11) on Reply Card



# FOR BROADCAST AUDIO MEASUREMENTS, if you compare features . . .

	Hewlett Packard 339A	Sound Technology 1710A	Potomac Instruments AT-51
<b>AUDIO GENERATOR</b>	Combined With Analyzer	Combined With Analyzer	Separate Unit
Intermodulation test signal	No	Option	Yes
Wow & Flutter test signal	No	No	Yes
Simultaneous L&R Outputs	No	No	Yes
600 ohms and 150 ohms Source	No	Yes	Yes
Stereo Matrix Switch (L,R, L+R, L-R)	No	No	Yes
Switch to remove signal and terminate line for S+N/N	No	Yes	Yes
10 dB, 1.0 dB, 0.1 dB Step Attenuators	No	Yes	Yes
<b>AUDIO ANALYZER</b>	Combined with Generator	Combined with Generator	Separate Unit
Harmonic Distortion Mode	Yes	Yes	Yes
Automatic Nulling	Yes	Yes	Yes
Automatic Set Level	Yes*	Option*	Yes
Intermodulation Distortion Mode	No	Option	Yes
AC Voltmeter Mode	Yes	Yes	Yes
Stereo Phase Meter Mode	No	No	Yes
L/R Amplitude Ratio Mode	No	No	Yes
Wow & Flutter Meter Mode	No	No	Yes
<b>PRICE</b>	\$1,900.00	\$3,695.00 <sup>1</sup>	\$2,295.00 <sup>2</sup>

\* Limited to 10 dB capture range.

<sup>1</sup> Price includes options listed.

<sup>2</sup> Total price for Generator and Analyzer including protective covers and 4 test cables.



AT-51  
AUDIO TEST  
SYSTEM

**. . . there is only one logical choice!**

# POTOMAC INSTRUMENTS

932 PHILADELPHIA AVE.  
SILVER SPRING, MD 20910  
(301) 589-2662

Circle (26) on Reply Card

## Business news

main manufacturing facility in Melbourne, FL this July and its line of Scully professional recorders for the broadcast and studio recording industries will be sold to Ram Management Corporation which also operates Ampro Broadcasting.

The net effect from the transfer of the logging operations and disposition of the recording line will be accounted for in the first quarter and will not be material in that period.

## Film processing for Winter Olympics

To aid the media coverage of the Winter Olympics at Lake Placid next year, the Lake Placid Olympic Organizing Committee (LPOOC) will offer processing for motion picture and television film in the Olympic Broadcast Center. In addition, Kodak will provide free processing of monochrome and color film for all accredited news photographers covering the winter games. The labs will operate from 8 AM to 2 AM daily during the Olympics.

Eastman Ektachrome video news film 7240, 7250 and 7239 as well as Eastman Ektachrome VN print film 7399 will be processed. Normal and push processing will be used for the monochrome still film and color processing will be for Kodak Ektachrome film and Process E-6.

## Jupiter on cable TV

Live cable television coverage of the closeup examination of Jupiter and its moons by the National Aeronautics and Space Administration's (NASA) Voyager I was provided to the American public March 4, 5, and 6 via RCA Satcom I. The public was able to view Jupiter at the same time as the 106 scientists who make up the mission team at the Jet Propulsion Laboratory in Pasadena.

## Reeves installation

Reeves Teletape has installed a fully equalized audio board in their facilities group mobile unit #4. The board is manufactured by Ward-Beck and features a 12-input, 4-output console including switchable high and low inputs.



# GET YOUR SIGNALS UNCROSSED.



No matter how complicated your studio operation is, we can unscramble your signals and send them on their way, with one of our nine off-the-shelf Switcher series.

Our microprocessor-based routing and machine control systems can satisfy your most complex requirements including automation. The variety of controls available plus single co-ax control cables is unequalled in the video industry.

And to minimize system downtime we've designed our Series 20X and 40X Switchers for optimum reliability and capability. And you can replace a channel module without shutting down the entire system.

For audio use, our solid-state Series AX Switchers make the old fashioned patch panel

a thing of the past.

All 3M Routing Switchers can be built to nearly any input/output capability, with vertical interval switching and can be operated by many types of controls.

Studio operation is getting more complex every day. You can't fight it, so why not switch? Switch to 3M Routing Systems.

Circle the reader service card number at the back of the book for more information or call (612) 736-1032 for system design assistance. 3M Video Systems. Watch us in action.

**Video Products Mincom Division/3M**  
223-5E, 3M Center  
St. Paul, MN 55101

# 3M

Circle (27) on Reply Card



# O'Connor


FLUID CAMERA HEADS

## USE YOUR HEAD. USE OURS.

Twenty-five years of experience since Mr. O'Connor first invented the fluid camera head in 1952. Universally the favorite of professionals.



**MODEL 30:** Just 6 lbs., yet handles film and video cameras up to 30 lbs. Drag mechanism, continuously adjustable through 360° panning and ± 60° tilt, with separate locks for each. The tilt has an adjustable counterbalance spring.



**MODEL 50:** Lightweight head weighing only 7 lbs., for cameras up to 50 lbs., easily maneuverable, steady, smooth, jerk-free panning and tilting. Ideal for location shooting, news work and field production.



**MODEL 102-B HYDRO-PED:** Built for flexibility and designed for rigidity. Levels on any terrain with hydraulically balanced adjustable column.

O'Connor products are available for sale, rental or long-term lease at The Camera Mart Inc. The Headquarters for professional equipment...with the personal attention and factory-authorized service professionals appreciate. Write for comprehensive O'Connor catalog.

SUSTAINING  
SMTE  
MEMBER



### Camera Mart

THE CAMERA MART, INC.

456 West 55th Street, New York 10019  
(212) 757-6977 / Telex: 1-2078  
Sales • Service • Rental

CM is 40



## Business news

### SALES/CONTRACTS

#### Ampex

Ampex has received an order from Gaylord Broadcasting for \$1.4 million of equipment including 15 VPR-2 1-inch helical scan videotape recorders, an ESS-2 digital video production system and related units. The equipment will be used at the five television stations operated by the company: WVTW-TV, Milwaukee; KHTV-TV, Houston; KTVT-TV, Fort Worth; WUAB-TV, Cleveland; and KSTW-TV, Tacoma, WA.

The purchase also included 19 TBC-2 digital time base correctors, two HPE-1 editing systems, three SMC-60 slow motion controllers and a VPR-20 portable 1-inch helical VTR.

#### RCA

Radio-Television Belgrade (RTB) has installed \$5 million of RCA color television studio equipment including 22 studio, field and portable production cameras, film originating systems and videotape recorders. Some of the equipment will be installed in RTB's studios with the remainder used to originate broadcasts from the Sava Centre, a conference and convention center in Belgrade.

#### Outlet Company

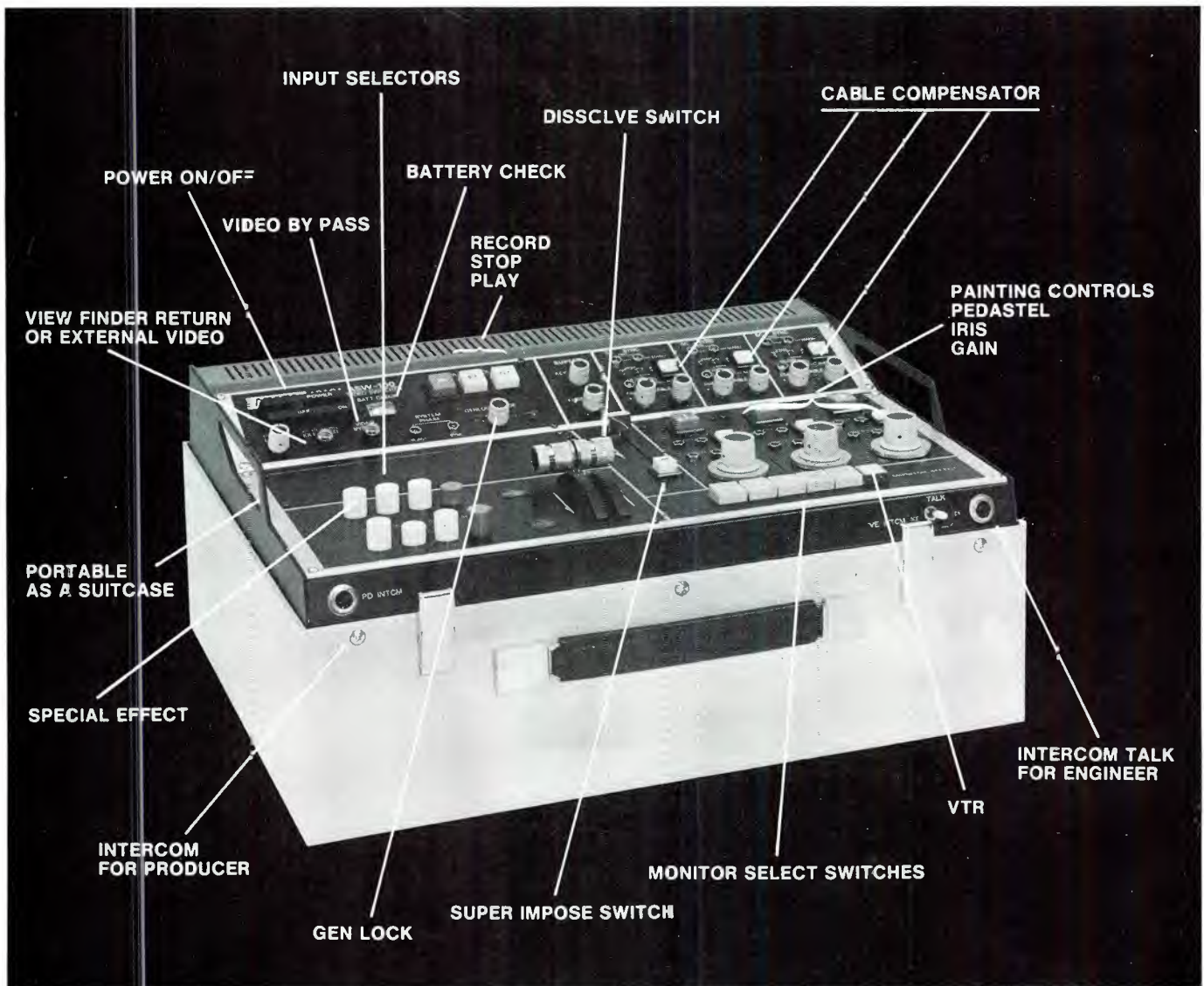
Outlet Company has announced plans for the purchase of WIOQ-FM, Philadelphia, from Que Broadcasting Company. The station will be the 10th broadcast facility owned by Outlet. The acquisition is for \$5.5 million cash and \$500,000 for a non-competitive covenant and is subject to FCC approval. The land, tower and building properties associated with the station will be purchased through a separate transaction.

#### Sony

Sony has delivered a second BVE-5000 computerized video editing unit to NBC, making the network the first user of the equipment in the US. The first system, delivered last fall, is currently used on a 12-hour-per day editing schedule for sports

Circle (28) on Reply Card





## At last! Portable Video Switcher-Battery Packed- or works on 12-Volt Car Battery or 120-Volt AC line!!

**Customizes to your equipment. Compatible with any camera. Connects to VTR!** The Asaca ASW-100. A portable switcher designed for the ENG and EFP cameras. Small and light. The hand-carry type with features ideal for "field production."

Powered by a battery pack, or 12-Volt vehicle battery or 120-Volt AC line; when from latter two, the switcher can also be powered along with multiple cameras and VTR.

The ASW-100 operates with up to three cameras. Designed for use with the Asaca-2000 camera. Compatible with any other camera. Full operations remote controls optional. Non-Asaca cameras containing internal gen-lock circuitry use black burst output, providing for each camera position.

The ASW-100 includes a "sync" generator. Internal gen-lock circuit permits VTR signals as a fourth input for editing or program modifications. Automatic phase control is within a plus or minus 15 degrees from all sources.

Switcher is vertical interval and processes composite video signal. Mixer-fader is included, capable of special effects.

Monitoring is optional with an AMB-100 unit. The instrument provides three mono-chrome source monitors and wave form monitor for use with external color line monitor. When the AMB-100 monitor is not used, a signal monitor can be connected to switching unit. Integral monitor switcher included in the ASW-100 will select the various sources for viewing on the monitor.

Combining with the Asaca ACC-2000 camera furnishes a full production system capable of expanding the mobile operation of any broadcaster or video producer while maintaining full broadcast signal quality.

*For a free demonstration without obligation, write or phone our office nearest you.*

# ASACA®

ASACA CORPORATION OF AMERICA  
1289 Rand Road, Des Plaines, IL 60016  
(312) 298-4380  
155-B San Lazaro Ave., Sunnyvale, CA 94096  
(408) 735-7350

Circle (29) on Reply Card

May 1979 *Broadcast Engineering* 31



## Business news

specials, advertising and promotional spots.

### Video Corporation

Video Corporation of America has retained Morton D. Wax Associates for the handling of the public relations for the introduction of its new videocassette/videodisc rental services. The service will offer special programs and motion picture

features through arrangements with Avco Embassy, major league baseball and others.

### ProTech Audio

Robins Industries has agreed to sell its Broadcast & Sound product line to ProTech Audio. The agreement includes rights to manufacture all professional audio products formerly produced under the Robins

Broadcast & Sound Equipment Corporation name and provides licensing or applicable patents. Engineering drawings, production drawings and procedures, specifications, special tooling, work in process, equipment and inventory were also acquired.

### Micro Consultants

NBC has placed an order with Micro Consultants for 15 Quantel DPE 5000 NTSC digital effects systems and other digital video devices worth more than \$2 million. The order also included four NTSC Quantel DFS 3100 digital framestore synchronizers, five Quantel DPE 5001 digital effects systems, four Quantel DFS 3001 digital framestore synchronizers and a Quantel DSC 4000 digital standards converter. Some of the equipment will be used for NBC's coverage of the 1980 Moscow Olympic Games.



**The ultimate in cost effective, state-of-the-art, compact console design.**

Trouble-free by design—MICROTOUCH bus switching eliminates lever key switches, inputs and outputs are transformer isolated to block RF pick-up, ground plane shielding protects circuitry. LED's and self-indicating switches provide operator feedback.

Up to 21 inputs in 5 channel (21" wide) and 8 channel (26" wide) rotary and linear fader configurations with dual mono and dual stereo outputs. **Only \$1495- \$3495.**

Send for a Free brochure on MICROTOUCH consoles.



## AMPRO BROADCASTING

850 PENNSYLVANIA BLVD., FEASTERVILLE, PA 19047 • (215) 322-5100  
*Professional Equipment for Broadcasting Professionals*

Represented in Canada by Ward-Beck Systems Limited  
Export Agent Singer Products, New York, NY Telex 423592 SPC VI

Circle (30) on Reply Card

## FINANCIAL

### Chyron

Revenues of \$1,863,000 for the six month period ended December 31, 1978 were reported recently by Chyron Corporation. This figure compares with the \$1,589,000 reported for the same period last year. Net earnings increased to \$245,000 or 27 cents per share from \$133,000 or 14 cents per share reported for the prior year.

### Cohu

Cohu recently reported 1978 revenues of \$19,024,989 with income of \$520,081, or 30 cents per share. This compares with the 1977 revenue figure of \$17,338,220 with income of \$650,534 or 37 cents per share. Fourth quarter revenues were \$4,992,039 with income of \$158,230 or 9 cents per share.

### Fairchild

Fairchild Camera and Instrument recently declared a quarterly cash dividend of 20 cents per share, payable to shareholders of record as of March 12.



# Direct drive made Panasonic Series 9000 a great 3/4" editing system. Here's what makes the new 9000A an even better one.

The new Panasonic Series 9000A offers even more impressive performance, even more quality, and more professional features than the Series 9000 did last year. And we still have the lowest price tag in the business.

The new system consists of the NV-9500A editing recorder, the inexpensive NV-9200A player/recorder, and the NV-A950, the versatile editing controller that goes between them.

Together, they deliver the cleanest Panasonic frame-to-frame edits ever.

S/N ratios are our highest ever, 46 dB color and 50 dB black and white, thanks to new crystal-oriented HPF™ video heads. And in addition to those crisp, clean edits, you get reduced audio delay at the edit point. And substantially increased frequency response at the first generation.

That's not all. The newly increased frequency response works with a patented dubbing mode for

even better dubbing quality. And still another of the many important improvements is a new tape guide path on the video head cylinder. It reduces tape edge movement for an even better RF envelope and an even better signal — the best yet from Panasonic.

You get all these improvements, plus professional features you can count on in a Panasonic editing system: Like controls that are completely solenoid-operated. A separate RF output for use with an external DCC. Even subcarrier and external sync inputs for use with a time base corrector.

The Panasonic Series 9000A 3/4" editing system. The only thing that looks better than its performance is its price.

For more information, write: Panasonic Company, Video Systems Division, One Panasonic Way, Secaucus, N.J. 07094. In Canada, Panasonic Video Systems Department, Mississauga, Ontario.

Exterior cabinetry is simulated woodgrain.

NV-9200A

NV-A950

NV-9500A

**Panasonic**  
just slightly ahead of our time.

Circle (37) on Reply Card



# not quite immortal



## value engineering puts new life in old heads

All VTR heads received by CMC are refurbished to the original design of the manufacturer. CMC refurbishing practices have been optimized to a consistency of electro/mechanical performance superior to all other refurbishers. CMC refurbishes Ampex Mark 3, 10, 15, 20, RCA Hi & Lo-Band Video Heads. Mark 10, 15 and RCA HiBand are available in hot-pressed Mn-Zn ferrite with the CMC exclusive extended warranty\*. In emergencies, we expedite. Write or phone CMC for product specifications.

\* Broadcast 500—over two years in development. Engineered and priced for maximum value: Superior quality @ lowest cost per-hour.

NORTHAMER/CA/COMPUTER MAGNETICS CORPORATION  
125 W. Fricaveria Ave., Burbank, Ca 91502 (213) 843-6674  
EUROPE/CMC TECHNOLOGY CORPORATION  
733 N. Pastora Ave., Sunnyvale, Ca 94086 (408) 245-3342



## meetings, events & seminars

**May 15-18**—The 63rd Technical Meeting and Exhibits of the Audio Engineering Society will take place at the Los Angeles Hilton. Products from more than 170 firms will be exhibited; over 70 papers will be presented in 10 technical sessions. For more information contact Martin Polon, audio-visual director, Dept. BE, UCLA, CASO, Royce Hall 130, 405 Hilgard, Los Angeles, CA 90024.

**May 20**—Papers are due for the National Telecommunications Conference NTC '79 which is co-sponsored by the Communications Society, Aerospace and Electronic Systems Society and Geoscience Group.

Previously unpublished papers concerning technical disciplines such as communication electronics, communication switching, computer communication, geoscience and government regulation will be considered.

For more information, contact: Dr. Thomas P. Quinn, chairman, Technical Program NTC '79, Dept. BE, P.O. Box 31031, Temple Hills, MD 20031.

**May 27-June 1**—The 11th International Television Symposium and Exhibition will be held in Montreux, Switzerland. Technical developments in the area of international television including the effect of digital video techniques, the growth of satellite program distribution and broadcasting, the growth of cable television networks and the emergence of new services using the home television receiver will be covered.

An equipment exhibit will be held daily from 9 AM to 7 PM except on the last day when it will close at 1 PM. Exhibitors include Ampex, Robert Bosch GmbH, Fuji Photo Film, Hitachi Denshi Europa, Ikegami Tsushinki, 3M, Rohde & Schwarz, Sony, Thomson-CSF, Victor Company of Japan and many others.

For more information, contact: R. Jaussi, International Television Symposium and Technical Exhibition, Dept. BE, P.O. Box 97, CH-1820 Montreux, Switzerland.

**June 11-13**—Imero Fiorentino Associates have announced that the next *Television Lighting and Staging Seminar* will be held at the Audio-Visual Production Center, Falls Church, VA.

Lighting and production specialists, including E. Carlton Winckler, David Clark and John Leay, will provide practical instruction for improving picture quality and ease of studio operation.

For more information, contact: Imero Fiorentino Associates, Education Division, Dept. BE, 10 West 66th Street, New York, NY 10023.

**June 12-14**—A 3-day workshop outlining 20 steps in developing a video production system will be held at two locations: Midwest Visual, Chicago; and Electronic Synergy, Indianapolis.

Steps covered include determining the program approach; researching content; cost-estimation and budgeting; storyboarding, shooting script preparation; pre-production checklists and rehearsal; taping and logging tape; editing; validation; and distribution.

For more information, contact: Bob Hiller, Midwest Visual, Dept. BE, 6500 N. Hamlin Avenue, Chicago, IL 60645; or Greg Rogers, Electronic Synergy, Dept. BE, P.O. Box 20501, Indianapolis, IN 46220.





\*Scotch® is a registered trademark of 3M Company

## IN A TEST OF ONE-INCH VIDEO TAPES, WE ACED OUT THE COMPETITION.

When we tested the top four brands under strict lab conditions, the overwhelming performance leader was Scotch 479 Master Broadcast Video Tape. In fact, we came out on top in all ten performance categories.

If that isn't reason enough to make us your choice, maybe this is. We're the only one-inch supplier that winds your tape onto a special cushioned flange reel to protect against shipping and handling damage. And we pack and ship our tape in a flame-retardant case to give you even more protection.

We're the people who pioneered the development of video tape 25 years ago. And according to the pros who know video tape best, we're still the best video tape. Give or take an inch.



# 3M



# IT'S GNU!



IT'S FROM  
**RUSSCO.**



At last! In response to demand, the **NEW 825 8-Channel Mixer!** The **RUSSCO**-Rugged quality is all there even at our low price! Stereo & Mono...Wait 'til you see the specs!



The **NEW MARK V Variable Speed Turntable** Instant starting, LED reading, and que silver beauty with the Reliability you expect from the people who have set the standard of the industry...and Low Price!



You'll love the **NEW RUSSCO Aluminum Tone Arm** with ball bearing & jeweled pivots...Sensational! The **NEW DISCO 421** is a small, portable 4-channel mixer specially designed for disco, remote and home recording. It's Dynamite!

• Call or write us for brochures & full specs.

**RUSSCO**  
ELECTRONICS INCORPORATED

5690 E. Shields Ave  
Clavis, Calif. 93727  
Phone (209) 291-5551

Circle (33) on Reply Card

## Meetings, events & seminars

**June 20-22**—The 12th Annual International Exhibition of Professional Recording Equipment will be held in the Connaught Rooms, Great Queen Street, Kingsway, London.

More than 100 firms will be displaying their products of interest to those involved with recorded music and include EMI Tape, 3M, Audiomatic and ICM Cassettes Merchandisers.

For more information, contact: The Association of Professional Recording Studios, 23 Chestnut Ave., Dept. BE, Chorleywood, Herts WD3 RHA England.

**August 13-18**—The 1979 National Electronics Service Convention, a joint effort by NESDA/ISCET, will be held at the Marriott Hotel in Tucson, AZ. The overall convention theme is *Meeting the Challenge of Change* while the technical seminars and business management school theme will be *Coping With the New Technology*.

For more information, contact: Marti McPherson, NESDA/ISCET Administrator, Dept. BE, 1715 Expo Lane, Indianapolis, IN 46224, (317) 271-8160.

**September 5-7**—The Second International Fiber Optics and Communications Exposition will be held at the Hyatt Regency O'Hare in Chicago. Technical sessions will run from 8:30 AM to 11:00 AM each morning and from 2 PM to 4:30 PM each afternoon. Topics include *Basic Fiber Optics Systems, Future of Fiber Optics, Space Applications, Fiber Optics Market Potential and Fiber Optics in Medicine*.

The equipment exhibition hours are 10 AM to 6 PM Wednesday, September 5 and Thursday, September 6 and from 10 AM to 12 PM on Friday, September 7. Companies to display their products include Belden, Dupont, Hewlett-Packard, NEC America and Times Fiber Communications.

For more information, contact: Information Gatekeepers, 167 Corey Road, Dept. BE, Brookline, MA 02146, (617) 739-2022.

**October 8-10**—The 1979 International Conference on Cybernetics and Society will be held at the Denver Hilton. The purpose of the conference is to explore applications of world systems in areas relating to energy, environment, economics, technology biocybernetics, pattern recognition, man-machine and system science.

For more information, contact: Dr. James D. Palmer, (202) 426-4461.

**September 16-19**—The 19th annual BFM conference sponsored by the Broadcast Financial Management Association will be held at the Waldorf-Astoria in New York City.

For more information, contact: Broadcast Financial Association, Dept. BE, Suite 910, 360 North Michigan Avenue, Chicago, IL 60601.

**October 21-26**—The 121st Technical Conference and Equipment Exhibit of the Society of Motion Picture and Television Engineers (SMPTE) will be at the Century Plaza Hotel in Los Angeles.

The conference will feature five days of technical sessions on motion pictures and television and the SMPTE equipment exhibit.

For more information, contact: SMPTE Conference, Dept. BE, 862 Scarsdale Avenue, Scarsdale, NY 10583.



**PHILIPS®**



**LDK-14**

...Newest technological breakthrough. 2/3-inch broadcast camera for ENG/EFP with full Studio performance and capability.

**I.F. Transmitters**

... Philips, the recognized leader in transmitter technology world-wide, now has the fastest growing transmitter line in North America.



**LDK-25**

... the technological, state-of-the-art camera family. Now with 1" Diode-gun tubes to couple 30mm resolution with superior 1" tube lag performance.



**Flexible VIDEO 30** ... Philips superior technology produced this unique convertible camera and production system for multi-use applications.

*PLUS...  
New dynamic  
Automatic  
Noise Reducer;  
innovative Tape  
Synchronizer  
and a host of  
cameras and  
broadcast  
equipment.*

# FOCUS ON TECHNOLOGY

**PHILIPS®** Innovative Leader in World Television

PHILIPS BROADCAST EQUIPMENT CORP.  
A NORTH AMERICAN PHILIPS COMPANY  
91 McKee Drive, Manwah, N.J. 07430



# Solid State at Tube Prices.

And when we say solid state, we mean 100% solid state. So you get all the energy savings and improved reliability that solid state technology implies. But price isn't the only thing that's exciting and important about the new Sintronic SI-A-1S 1 kW AM transmitter. It's also loaded with features that save downtime and reduce maintenance.

Most of the circuitry is on 26 computer-type plug-in cards, even the power amplifier. Circuit monitoring and maintenance is a cinch. Panel indicators and a direct reading digital multimeter monitor all critical circuitry. Card extenders allow easy access to components for in-service maintenance. The operating frequency is precisely maintained by a synthesizer referenced to a high stability crystal requiring no oven. It has 125% positive peak modulation capability, but does not use a modulation transformer which can cause phase shift distortion.


Multiple muffin fans move a column of air *slowly* and *evenly* through the transmitter, reducing filter cleaning and eliminating the worry of catastrophic failure as when a single, high-speed blower suddenly quits. The output power is monitored and automatically adjusted to maintain the correct output power . . . precisely and continuously. The RF drive and modulation are constantly compared and the drive is automatically regulated for the optimum level *throughout each audio cycle*.

A strappable 7.5 khz low pass filter is standard so you can use your audio energy where it will do the most good. We have added a switchable peak-riding audio clipper too, removing those sharp, low energy peaks causing the modulation meter to flash prematurely.

Remote control facilities are standard.

Of course Sintronic makes transmitters other than the SI-A-1S. They can provide you with the transmitter you need from 10 Watts to 55kW FM, or to 50kW AM.

There are many more impressive facts about this transmitter we would like to tell you about. Write or telex: Broadcast/Communications Division, Singer Products Co., Inc., One World Trade Center, Suite 2365, New York, NY 10048. Cable: EXREGNIS. Telexes: RCA, 233298 SPC UR; ITT, 423592 SPC UI; WUI, 667353 SPC.



Sintronic Model SI-A-1S  
1kW AM Transmitter

**Sintronic** CORPORATION  
**SINGER PRODUCTS**  
COMPANY, INCORPORATED

Circle (35) on Reply Card

*people  
in the news*

## NAB Highlights



Over 7000 broadcasters descended on the NAB/Dallas convention to see the industry's latest wares.




Bud Schaafsma, chairman of the Mutual Broadcasting System executive committee, presents a plaque to Dallas Cowboy's president Tex Schramm on behalf of the Mutual Southwest Radio Network in appreciation of the Dallas Cowboy's cooperation and assistance in establishing the largest radio network in professional sports and the first Spanish radio network in the NFL.



BE editorial director Bill Rhodes (left) informally discusses industry topics with incoming Society of Broadcast Engineers president Bob Jones.



# Clearly the Best.



## 1450—The Transparent Demodulator

One thing is crystal clear. You can't buy a better television demodulator than the TEKTRONIX 1450 System M Demod. Why? Because it's "transparent." The 1450 allows signals to pass through for inspection without altering their characteristics. In other words, if you use a 1450, you'll get the true picture of your transmitter's output.

You'll want to use the 1450 for other reasons, too.

### Save time (and money) on transmitter alignment

- Synchronous detection eliminates confusing quadrature distortion.
- Precise bandpass characteristic and linear detector plus flat IF and video response give faithful signal reproduction.
- Split carrier sound detection speeds troubleshooting and alignment of the aural transmitter because no vision carrier is required.

### Reduce equipment maintenance costs

- S.A.W. filter IF strip requires no adjustment; extends time between normal periodic recalibrations.

### Improve your program sound

- Synchronous detection and dual video detectors operating in phase quadrature facilitate measurement of the incidental phase modulation of the vision carrier that appears as noise in the received sound.

You can use the 1450 anywhere — at the transmitter or off-air at a remote site — without attenuators or external amplifiers.

If you think there's a problem with the performance of your transmitter or antenna system but you're not sure, choose our 1450. The Transparent Demod will clear the air for accurate, reliable television transmission.

Call your nearest Tektronix Field Office and ask for a demonstration of our 1450 Television Demodulator. Or, for additional specifications, write Tektronix, Inc., P.O. Box 500, Beaverton, OR 97077

**Tektronix**  
COMMITTED TO EXCELLENCE

For Technical Data Only Circle (36) On Reply Card  
For Demonstration Only Circle (37) On Reply Card



**PROTECTION  
ASSURED  
AGAINST  
LIGHTNING**  
1481 Stations Use  
The Wilkinson  
Line Surge  
Protector  
**IT REALLY WORKS!**

**WILKINSON  
ELECTRONICS, INC.**

P.O. Box 738  
Trainer, Pa. 19013  
(215)497-5100

Circle (96) on Reply Card

**Wilkinson  
Self Testing  
Silicon Rectifiers  
Replace Directly  
Mercury Vapor  
Tubes**

- \* Self Testing — A neon indicator for each diode warns of failure.
- \* Direct replacements available for all diode rectifiers — no rewiring necessary.
- \* Repairable — any component can be replaced easily.
- \* 200% Safety Margin on Voltage — 300% on Current.
- \* Fully Guaranteed.

**WILKINSON  
ELECTRONICS, INC.**

P.O. Box 738  
Trainer, Pa. 19013  
(215)497-5100

Circle (97) on Reply Card

**People in the news**



At the BE suite (from left), Don Markley BE facilities editor, discusses a point with managing editor Cindy Nelson, and Ron Purky, chief engineer at WGIL/WAAG-Galesburg, IL.



A marching band promoted the Sunday evening session on *Games Broadcasters Play—or, How to Conduct Promotions that Comply with FCC Rules and Policies*.



This world "On-Air" chart at the Fidelipac booth illustrated the international audience at the NAB convention.



At the Broadcast Engineering hospitality suite a celebration was underway for BE's 20th Anniversary. From left, Cindy Nelson, managing editor; Bill Rhodes, editorial director; and George Laughead, publisher, blew out the traditional candles, while a large crowd sang "Happy Birthday, BE."





## when cost is more important than price

Value conscious broadcasters specify the Studer B67 because it outperforms its competitors on the really significant broadcaster criteria:

- Studer state-of-the-art quality
- Long service life with low failure rate
- Speed and ease of user maintenance

If you're more concerned with *total* cost than just initial price, write to us for complete information on the superiority of the Studer B67 Broadcast Recorder/Reproducer. We'll show you why it's your best tape recorder investment.

Circle (38) on Rep # Card

# STUDER





# WGBH engineers talk about the Ikegami HK-312



WGBH covers Boston Pops Orchestra concerts  
with Ikegami HK-312 cameras from Symphony  
Hall, Boston.



Eight Ikegami HK-312 studio color cameras are in service at WGBH, Boston, some dating back to October 1977 — long enough for intelligence on their performance. From recent interviews with key WGBH people, read these excerpts.

### **Pops without noise**

*Tom Keller, Director of Engineering:*

“The HK-312s have such high sensitivity that we were able to reduce significantly our light levels at the Boston Pops and Symphony telecasts. Yet, despite the major light reduction, we experienced no visible noise with the HK-312s . . . With their remarkable reliability record, we can depend on 6 cameras for 6-camera coverage, and not 7 for 6 as in the past. After all, you can't stop a live orchestra performance for a retake if you've lost a camera.”

### **2 IRE, but a complaint**

*Ken Hori, Senior Engineer for Advanced Development:*

“We tested several camera makes for RFI within a quarter-mile of a 50 KW radio transmitter. The HK-312 measured 2 IRE, whereas most others were in the 5 to 7 IRE area, and some as high as 20 IRE . . . For symphony remotes we'd need 2 to 5 hours for warm-up, but nowadays we're set up in less than an hour . . . We like its straightforward design — example, its truly high signal-to-noise ratio as compared to other cameras that resort to reduced bandwidth to attain a comparable ratio but wind up delivering noise too . . .”

We did get one complaint from the maintenance crew. They said that because they rarely found the problem of a down HK-312, they would never get to know the HK-312 well enough to fix it.

### **Washouts and dropouts**

*Bill Fairweather,  
Video Control Engineer:*

“During a lighting seminar staged here by Imero Fiorentino Associates, an actor in a normally lighted scene held up a sheet of white paper with printing on

it to show loss of detail in the case of more than 60 percent tv white reflectance. The HK-312, however, was able to retain enough detail for the printing to be readable on the monitor.

Next came a demonstration of the dangers of too much or too little light on a chroma-key background. The HK-312 held the key to such a low light level on the blank background that the lecturer grinned and said, “I guess WGBH has pretty good cameras!” and went on to the next subject.”

The HK-312 is the camera that met WGBH criteria for performance, stability, and reliability. They also have HL-53s, high-performance portable cameras that interface with HK-312 CCUs and can operate portably with their own CCUs.

Adapters for triax cable, using digital techniques, make their cameras remote-usable at nearly a mile from base stations, yet easily revertible to multi-core cable whenever needed.

In daily use, their HK-312s and HL-53s are interfaced with microprocessor-computer control units that automatically cycle them through all set-up adjustments, including black-and-white balance, flare and gamma correction, video gain, and eight registration functions, then recheck all those adjustments — all within 45 seconds. The cameras can also operate independently of the set-up computers, a feature that is an Ikegami exclusive.

If all of this suggests that the HK-312 is probably the best studio/field color camera in the industry, consider this: camera, set-up computer, and triax adaptor are not only operational, they are deliverable. For details or a demonstration, contact **Ikegami Electronics (USA) Inc.**, 37 Brook Ave., Maywood, NJ 07607, (201) 368-9171 / West Coast: 19164 Van Ness Ave., Torrance, CA 90501, (213) 328-2814 / Southwest: 330 North Belt East, Houston TX 77060, (713) 445-0100.

# **Ikegami HK-312**



# NAB/Dallas: The year's most exciting show

With President Carter speaking before the convention, and celebrated sports figures and commissioners heading a special panel on sports, NAB set all new records for attendance and exhibits. But the really exciting things that happened at NAB evolve around new equipment being exhibited and the level of purchasing activity that left many exhibitors almost dazed with its intensity.

The record attendance set at this year's NAB is testimony of the dynamic, vibrant quality of the present broadcasting industry. The attendance was as follows: 7128 broadcasters; 6312 exhibitor guests; 6087 exhibitors. The precise exhibitor count has not been tallied yet by NAB, but the approximate count is 330 exhibitors. The floor space devoted to this year's exhibits was 145,080 square feet. While the numbers are impressive, the real story lies in the fact that all of the figures this year set new records for

interest in NAB. Consequently, interest in broadcasting, and in the purchasing of broadcasting equipment, is riding at an all new level.

## New equipment displayed

Virtually every exhibitor had something new to talk about. While this is traditional for this big broadcasting show some of the new devices totally surprised broadcasters.

One of the new devices was a "dark horse" that went unheralded at NAB, lost in the shuffle of late entry and limited promotion. However, the level of interest in this product—and actually the level of sales at NAB—warrants special merit. BE will not reveal the product now, but will devote special coverage to it in the June Wrap Up issue.

On a broader scope, there were some very striking displays at NAB/Dallas.

• RCA introduced a new solid-state

transmitter line designed specifically for international marketing, satisfying all international codes.

• Quantel certainly had one of the most striking exhibits on the floor, demonstrating the complexity and full capabilities of the Quantel all digital video effects machine. In their hospitality suite Quantel exhibited a prototype digital slide library which can be expected as a production model, with suitable refinements, at next year's NAB.

• Bosch-Fernseh held a press conference at their suite and described a 32-cassette machine for 1-inch videotape which will be premiered at the Montreux show in Switzerland. Once this system is formally introduced at Montreux, BE will cover the system, complete with photographs and technical details. (Technical details also will appear in the June issue.)

• Vital Industries put on a spectacular display at their booths with a combination of taped and hands-



President Jimmy Carter spoke at the opening session of the convention, calling for regulatory reform and announcing his continuing support of minority ownership.







Fuji quality is now available in 1"

**FUJI**

Magnetic Tape Division of Fuji Photo Film U.S.A., Inc., 350 Fifth Avenue, New York, New York 10001

Circle (41) on Reply Card



on demonstrations of the Vital line of video effects equipment.

- **Sony**, at their hospitality suite, was able to display their experimental 1-inch digital VTR as a late entry at NAB. This system was not available when the show started, but arrived late and had to be promoted on the floor.

- **CDL**, using a live model and a Quantel digital video effects machine, put on a spectacular live demonstration of what a switcher and effects machine can do in terms of video displays.

At the entrance to the main exhibit hall the enormous booths of Ampex and RCA captured major

audience attention. Throughout the show these booths were swamped with attendees clamoring for information on products, price and delivery. If one word had to be selected to describe the NAB convention in Dallas, it would have to be "spectacular." The exhibitors did an outstanding job in creating attractive displays and presenting their products using full command of hands-on demonstrations, taped presentations, and combinations of live demonstrations with stored video effects. **BE** congratulates the industry as a whole for an outstanding show.

**Outstanding sales reports**

The one element which appears to have made NAB a truly exciting event this year in Dallas was the level of business activity reported by virtually every exhibitor at the show. One exhibitor reported that they had sold every piece of equipment on display, others reported record sales in specific lines. Others came to the show to exhibit new products and came away with entirely new marketing plans structured to sell their products to the industry. Still others introduced prototypes of instruments for the future for the purpose of generating pre-sale interest and obtaining feedback from broadcasters that would allow them to finalize their designs on circuitry and features.

All of these factors resulted in an exceptional level of business and industry excitement at NAB. But behind the scene lurks the basic philosophy of how broadcasters approach this show, and this philosophy explains part of the feverish activity seen at this annual event.

This philosophy was dramatically illustrated by one chief engineer of a modest-size group for whom NAB is an annual affair of major proportions. This year he personally visited over 130 exhibits and tracked major instruments of interest to his network. His purchase decisions are based upon the research he does at NAB and upon his tracking of new products through the trade media and society papers. He also tracks the emulation of instruments that he likes by competitive firms. The results of his exhibitor survey are included in a substantial internal memo to his organization which fully describes the equipment that they are tracking. His purchasing decisions (at the show or subsequently) are based upon the contents of this internal report that tracks all instruments vital to his organization's continued prominence in the marketplace.

Other broadcasters expressed a similar interest in tracking major instruments at NAB, but do so less formally in terms of documentation. The interest by major networks was also evident at NAB; for example, Julius Barnathan, ABC president of Broadcast Operations and Engineering, was seen shuttling in and out of major exhibitor booths with his entourage, gathering information critical to their purchasing decisions.

It was this feverish activity in purchasing at NAB that made the show a gratifying experience this year. It expresses a level of health, vitality and continued growth of the industry. For this reason **BE** is planning a summary report on the economics at NAB in its June Wrap Up issue. □

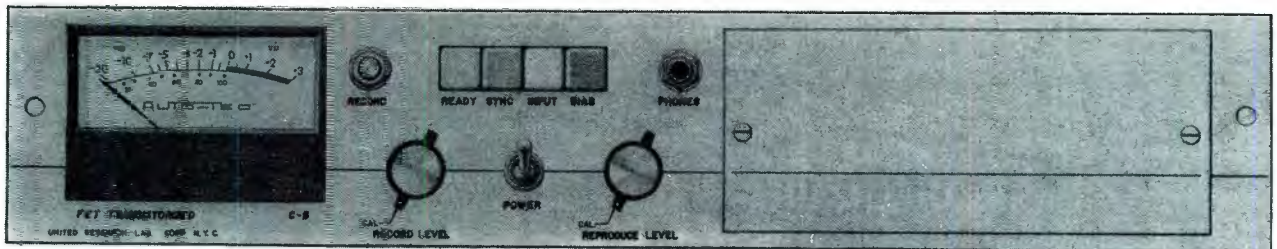
George Bartlett (left) of NAB poses with Robert Flanders, McGraw-Hill Broadcasting, who received the 1979 Engineering Achievement Award at Tuesday's Luncheon at NAB/Dallas.



MODEL C5 MONO \$745.00

**AUTO-TEC**  
RECORDERS

STEREO \$1490.00



SOLID STATE CONVERSION AMPLIFIER

For AMPEX 300,350,351 and 354 Recorders



**United Research Laboratory Corp.**

681 FIFTH AVENUE • NEW YORK, N. Y. 10022 • (212) 751-4663

Circle (39) on Reply Card



# ONE PASS DID IT!

**We brought full L.A. film and tape capability to San Francisco.**

Until today, L.A. was the only place on the West Coast that offered both complete video facilities and total film capability. Starting now, One Pass does it all in San Francisco.

## **FILM: ONE PASS. TAPE: ONE PASS.**

Our new division offers complete film and stage production services.

- 16 and 35mm film cameras
- Studio One, a 40' X 40' soundstage with 180° cyc



- Specially designed product stage with working kitchen
- 2 fully-equipped insert stages
- Mole-Richardson lighting, full electric and dollies
- Grip truck, grip van and 10-seat passenger van
- Scene dock, props and set construction
- Producers' offices, conference and screening rooms

The most complete video production and post-production services available anywhere.

- Sony One Inch VTR's
- RCA TK-76 and TKP-45 cameras exclusively
- Two single camera vans
- Two multi-camera vans with up to five camera capability
- Single camera TK-76 shooting packages
- Sony BVE 500A One Inch and 3/4" editing system
- CMX 50 computer editing system



- CMX 600 video disc light pen editing system
- CMX 340X with Grass Valley 1600 switcher, and 4 One Inch VTR's
- Audio sweetening, film transfers and duplication

**ONE PASS. SAN FRANCISCO'S FIRST FILM AND TAPE PRODUCTION COMPLEX.**

Rate card, brochure and reel available on request.

One Pass, 700 Third Street San Francisco, CA 94107 (415) 777-5777

Circle (43) on Reply Card







# Beaveronics, Inc.

## STUDIO PRODUCTION VIDEO SWITCHING SYSTEMS


(Also available in PAL and PAL-M versions)

8 Haven Avenue  
Port Washington, New York 11050  
Tel: (516) 883-4414

### FOR REMOTE & SMALL PRODUCTION FACILITIES

#### MODEL J & D 712

\$7,400.00



12-input, 4-output mix-effects amp with downstream mixer, includes downstream preset & program busses with cut bar, RGB chroma key

### Standard Features

- 12 inputs including Black-burst and Color Background
- Built-in Black Burst Generator
- Built-in Colorizer
- Built-in RGB Chroma keyer
- Four Switching busses
- Downstream Preset and Program Busses with cut bar
- Rack-mounted electronics
- Adjustable Soft Wipe
- Adjustable Border edges
- Color Matte
- Vertical Interval switching thru-out
- Illuminated Momentary Contact push buttons
- Internal, external, Chroma-key, and matte inputs to keyer

- Built-in pattern modulator with frequency and amplitude controls
- Full Tally
- Pattern symmetry control
- Illuminated Momentary contact push buttons for effects selection
- Normal/Reverse/Normal-reverse wipe transitions
- Pattern limit controls for presetting size of patterns or varying vertical and horizontal aspect ratio
- Loop-through inputs
- Input amplifiers with clamping
- Synchronous/Non-synchronous inhibit
- Modular construction with front access plug-in modules


### Options:

Downstream Keyer

### FOR MODERATE SIZE FACILITIES

#### MODEL B1-154

\$10,990.00




15-input, 4-bus mix/eff/key amp with downstream mix/key amp. Many optional features including DSK & quad-split, etc.

### FOR SOPHISTICATED FACILITIES

#### MODEL B1-156

\$21,795.00



15-input, 6-bus with two full mix/eff/key systems & dir. pgm & pre busses: many options available, DSK, quad, etc.

### MODELS 154 & 156

#### STANDARD FEATURES

- Switcher Models 154 and 156** are of the same basic design and utilize the same electronic sub assemblies. These switchers have the same standard basic features, differing only in the number of busses and in the number of mix/effects units. The basic standard features include 32-pattern mix/effects, color black and color matte background generator, and a mix/key unit in the case of the Model 154.
- Input Amplifiers**
  - loop through high impedance input • gain equalization for 1000' cable • 22° sub carrier phase control • clamped inputs (10% to 90% APL) • sync addition on non composite signals if desired.
- Tallies**
  - isolated dry contact relay closure on all inputs (2 amps at 50 v.)
- Mix-Effects Units (Includes Keying Function)**
  - One (1) used in Model B1-154
  - Two (2) used in Model B1-156.

Fades (or Supers), Wipes, Keys may be produced. Positioner Joystick for each M/E positions patterns.

  - **Pattern Modulation** may be accomplished by an internal waveform generator. Modulating sources may be either (1) sine wave, (2) square wave, (3) saw tooth, or (4) an external customer generated source.
  - **Mix Key and Wipe Key** available.
  - **Soft Wipe and Soft Key** available with adjustable variations.
  - **Push to Preview** obtained by depressing knob on clip potentiometers (provides for M/E monitor output).
  - **Wipe Mode**—3 interlocked buttons select "NOR", "REV" or "N/R".
  - **Hard Wipe, Soft Wipe or Border** can be selected with degree of softness made by "Edge" control adjustment.
  - **Border** may be **Colorized** by adjustment of "Hue" and "Luminance" control.
  - **Symmetry of Pattern** may be adjusted by "SYM" knob.
  - **Preset Wipe Limits** are set by potentiometers. "H" and "V" vertical preset limits activated by Pattern Limit button.
  - **Spotlight** alternate action push button produces a 6 db. level difference between "A"

and "B" input channels in the "Wipe" mode. (Operates on all patterns.)

- **Pattern Assignment** is made by depressing "ASSIGN" button. Pattern select feature may be "locked" to pattern matrix by depressing the "ASSIGN" button a second time on the same pattern. Patterns assigned appear on LED display on M/E control panel.
- **Non-Synchronous Inputs.** An "NS" indicator is provided. Tearing is prevented by not allowing a non-synchronous signal to be switched except at extreme position of fader handle where a "cut" transition occurs.
- **Key Input Sources** may be either (1) "A" bus video for self keying, (2) preview Key bus, (3) chroma key, or (4) an external key source.
- **Key Invert** selector provided to accommodate either positive or negative video as a keying source.
- **Key Fill** may be either "A" video for self keying or a colorized matte.
- **Mix/Key** provided a lieu of second Mix/Effects system for Model B1-154 switching system. Provides for all mix and keying functions of mix/effects system (as previously described) except for the pattern effects.

#### OPTIONAL FEATURES

May be added at any time (required control panel wiring already installed)

- Chroma Keyer (C.K.)** ..... \$950.00
- **Hue**—selects hue of keying color • **Gain**—adjusts the amplitude • **Clip**—adjusts the clip level for keying • **Camera (4 x 1) input switcher**—selects RGB output of any one of 4 cameras to feed C.K.
- Down Stream Keyer (DSK)** ..... \$1,275.00
- Keys in titles, inserts, or fades to black with or without insert • Color matte background
- Key sources: (1) Mix/Effect, (2) Chroma Key, (3) External • **Push to Preview (Monitor)**
- DSK Border** ..... \$1,200.00
- **Border**—black edge around insert • **Shadow**—black edge on right side and bottom of insert
- Quad Split** ..... \$1,190.00
- Provides four (4) variable size quadrants from ten possible sources with variable width border.
- Aux Busses (Model 156 only)** ..... \$2,100.00
- Two remote outputs are available—remote control panel and amps required.

All Beaveronics Switching Equipment Carries a Two Year Warranty

### OTHER ITEMS AVAILABLE FROM BEAVERONICS

#### FAVAG MASTER CLOCK SYSTEMS

- Master control switchers AFV with audio breakaway
- Routing switchers with AFV

CHECK BEAVERONICS FOR:  
• Specialized custom switchers  
• Selected terminal equipment



Available with accuracy better than 1 second/yr.



Write or phone for details.



Table Top



Surface Mtg.

Semi-flush

Beaveronics, Inc. 8 Haven Avenue • Port Washington, New York, 11050 • Tel: (516) 883-4414

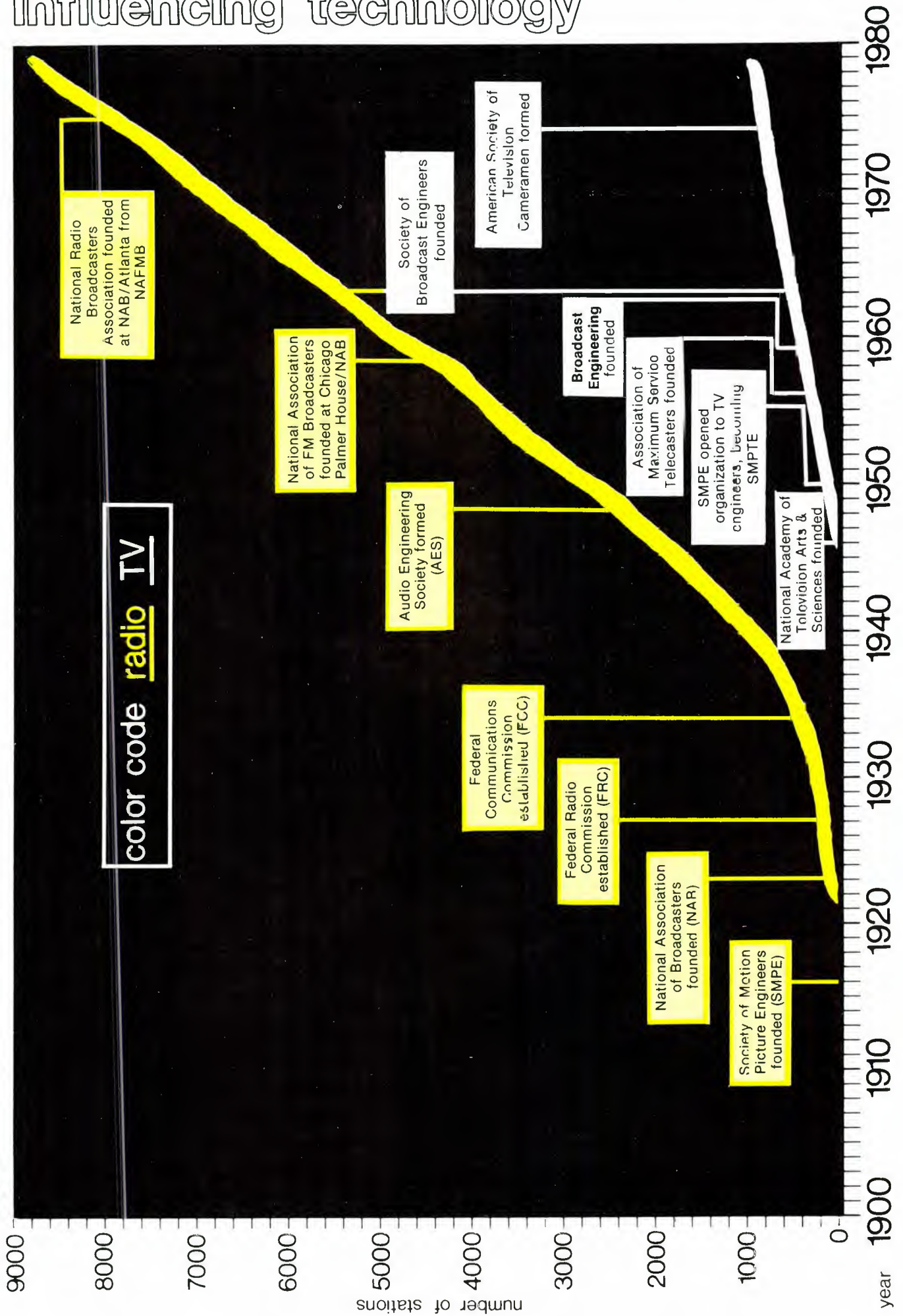
Prices and Specifications Subject to Change Without Notice.

Circle (44) on Reply Card



# Influencing technology

## Major industry milestones





# The last 20 years at the FCC

The 20 years since the first issue of **Broadcast Engineering** appeared have been ones of constant change in broadcasting field and at the Federal Communications Commission.

The year 1959 marked the founding of the magazine and the silver anniversary of the FCC. The FCC chairman at that time was John C. Doerfer. Current chairman is Charles D. Ferris and there have been six chairmen in between. The only commissioner still serving who was on the commission in 1959 is Robert E. Lee, who has served since 1953.

In 1959 the commission employed 1281 persons and operated with a budget of \$9,781,000. Today there are 2231 employees and a budget of \$70,446,000.

Twenty years ago there were 5405 licensed broadcast stations (3377 AM, 767 FM, 776 TV). As of February 1979, there were 9643 stations licensed (4549 AM, 4101 FM, 993 TV).

In those 20 years, in addition to the dramatic increase in the number of broadcast stations, there has been a correspondingly impressive advance in the engineering and technology of broadcasting. Some of the events of the last 20 years are mentioned below.

**AM freezes**—In May 1962, faced with a serious interference problem in the AM service, the commission imposed a freeze on AM applications that lasted until July 1964.

Following a comprehensive study of its broadcast regulatory scheme, the commission changed its basic allocation rules from a system that tolerated modest amounts of interference, to the so-called "go, no-go" policy in which each broadcast applicant was required to demonstrate that there would be no prohibited overlap with existing AM stations before the application was accepted for filing.

A freeze was again imposed from July 1968 to July 1973 to enable the commission to develop standards

designed to insure that assignments would be made which satisfied bonafide service needs. Lifting of the freeze was accompanied by adoption of new standards requiring that each applicant demonstrate its proposed service would provide a first or second AM service or a first primary service to a substantial area.

**FM reorganization**—Also in 1962, the commission revised its commercial FM rules to divide the country

The FCC building stands on the corner of NW M Street and NW 20 Street in Washington, DC.





# Finally. A UHF Transmitter That Combines Performance, High Redundancy, And Ease Of Maintenance.



Performance of Townsend, Harris, and RCA Transmitters are essentially the same. Primarily it's because they all use the same klystrons and employ I.F. modulated, solid state exciters. It is the high redundancy and ease of maintenance of Townsend Transmitters that makes the difference. Judge for yourself.



## TOWNSEND ASSOCIATES, INC.

P.O. Box 1122 • Mainline Drive Industrial Park, Westfield, Massachusetts 01085 • 413-562-5055

Circle (45) on Reply Card

FEATURE	TOWNSEND	HARRIS	RCA
<b>INSTALLATION CONFIGURATION</b>	Back-to-wall mounting. All servicing from front of transmitter.	Middle-of-floor mounting. Servicing front & rear.	Large, rambling cabinetry. Servicing front & rear.
<b>SPACE REQUIRED FOR KLYSTRON CHANGE</b>	4 ft. in front of cabinetry.	8 ft. in rear of cabinetry.	8 ft. in front of cabinetry.
<b>KLYSTRON TUNING</b>	From front control panel.	From rear of transmitter.	From front of transmitter.
<b>CONTROL CIRCUITRY</b>	Plug-in octal relays mounted on front panel. Spares avail. from several mfrs.	Solid state. Spares avail. only from original mfr.	Hard wired relays of many types buried in transmitter. Spares only from orig. mfr.
<b>METERING</b>	Complete metering of all important circuits. No meter switches.	Lacks several meters used by Townsend.	Lacks several meters used by Townsend.
<b>HIGH VOLTAGE CONTACTOR</b>	Vacuum type.	Vacuum type.	Air type.
<b>HEAT EXCHANGE REDUNDANCY</b>	One for each amplifier.	One for entire transmitter.	One for entire transmitter.
<b>BEAM POWER SUPPLY REDUNDANCY</b>	One for each amplifier.	One for entire transmitter.	One for entire transmitter.
<b>AMPLIFIER REDUNDANCY</b>	Designed for emergency multiplex.	Not designed for emergency multiplex.	Not designed for emergency multiplex.



## 20 years at FCC

into three zones (instead of the previous two). Zone I includes part or all of 18 Northeastern states plus the District of Columbia; Zone I-A covers Southern California, and Zone II covers the rest of the country.

Three classes of commercial FM stations were also created. Class A stations are assigned to all zones; Class B stations to Zones I and I-A; and Class C stations to Zone II.

Until 1962, FM stations were authorized on the basis of protecting the predicted service contours of existing stations, but in that year the commission changed the FM assignment scheme to one requiring minimum mileage separations between stations. The following year the table of assignments for commercial FM stations was created. Nearly 3000 FM channel assignments were made to nearly 2000

mainland communities. Assignments in Alaska, Hawaii, Puerto Rico and the Virgin Islands were added in 1964.

**FM stereo**—Although stereophony dates back to experiments performed over wire lines by telephone engineers in the 1880s, real development in this area came only with post-World War II technology in which multiplexing techniques were applied to FM broadcasting. In 1959, the National Stereophonic Radio Committee was created to examine the many proposed systems of FM stereo and submit a final recommendation to the FCC. In the summer of 1960, six systems were field tested over KDKA-FM in Pittsburgh, with receivers set up at Uniontown, PA. The system of stereo transmission proposed by the General Electric Company and the Zenith Corporation was adopted, with broadcasting authorized to start June 1, 1961.

**Satellite communications**—The first live transatlantic telecast by satellite was relayed by Telstar I on July 10, 1962. The picture was of the American Flag fluttering in front of the sending station at Andover, ME. More panoramic telecasts, showing life in widely distant places, were exchanged between the US and Europe 13 days later.

The Communications Satellite Act of 1962 provided for the US portion of a global satellite system to be operated by a private corporation, the Communications Satellite Corporation (COMSAT), subject to federal regulation. COMSAT is owned partly by common carriers and predominantly by the general public. Early Bird (INTELSAT I) on April 2, 1965, became the first commercial satellite to be put in orbit by COMSAT and its foreign partners in the International Telecommunications Satellite Consortium. The following year, some 80 hours of television were transmitted between the US and Europe. Early Bird has since been replaced and retired.

When INTELSAT II went up over the Pacific on January 11, 1967, satellite communications were established between the US Mainland and Hawaii, making live network TV transmission available for the first time. Television currently makes up only a small part of the traffic on the international communications satellite system. Telephone and tele-

**AM/FM Super Towers**

by Stainless...  
the tower people.

There are lots of "off-the-shelf" AM/FM towers available in today's market. But Stainless offers something far better — the "Super Tower."

By "Super" we mean superior for meeting your particular needs because we study every facet of your requirements as we design, build and erect your structure.

The foundation of our company was in AM/FM towers, and 30 years experience has taught us to take nothing for granted in this field.

That's why "Super Towers" have proven reliable under the worst conditions, world-wide. And even with our customized quality, we stay price-competitive because we use the most advanced, cost-saving technologies.

For AM/FM, "Super Towers" are... superior!

**AM/FM**

**Stainless, inc.**

North Wales, PA 19454 U.S.A.  
Phone: (215) 699-4871 • TWX: 510-661-8097

AF0279

Circle (46) on Reply Card



type communications, including data transmissions, dominate the traffic.

**Auxiliary broadcast services**—The on-the-spot news and sports coverage taken for granted on television and radio is another technological development of the last 20 years. Broadcasters take portable or mobile transmitters to the scene of events to relay aural programs back to the station for live coverage of sporting events, parades, conventions, fairs, disasters and other newsworthy events. The remote broadcast pickup stations use frequencies in the 26,153 and 450 MHz portions of the spectrum.

TV stations also use small portable transmitters operating in the 2, 7 and 13 GHz (microwave) portions of the spectrum for visual coverage of out-of-studio events.

**Matters under consideration**—The coming months and years are likely to bring more significant changes in communications industry regulation as the commission considers such matters as:

- FM quadraphonic sound transmission;
- AM stereophonic broadcasting;
- Limitation of clear channel stations;
- TV receiver performance standards;
- TV technical improvements; and
- Radio frequency interference.

The FCC solicits citizen comments on all of these issues.

**Office of Science and Technology**—The FCC, recognizing that present and future developments in communications will require intensive study of applied and basic science and technology, has redesignated its Office of Chief Engineer to the Office of Science and Technology and renamed the title "Chief Engineer" to "Chief Scientist."

This change becomes effective May 1, which coincidentally corresponds with the anniversary issue of **Broadcast Engineering**.

The new office will undertake the responsibilities of the Office of Chief Engineer in planning and conducting technical, engineering and scientific studies and programs designed to assist the commission in making informed decisions regarding telecommunications matters.

It also will be responsible for developing technical standards for

electronic equipment and directing the commission's type approval, type acceptance and certification programs; formulating and recommending FCC policies on frequency management in coordination with the Executive Branch; conducting interagency coordination in the use of specific frequencies; participating in the technical aspects of international telecommunications activities;

and licensing experimental stations, other than broadcast, to provide for new uses of the radio spectrum.

In the future the FCC will continue to be presented with problems of tremendous complexity. It will be required to make decisions of far-reaching impact in an effort to keep pace with the explosion in this country's communications technology. □



## Time Tunnel because: what you don't say can't hurt you!

Talk shows. Live interviews. Instant action news... It's today, and the airways belong to the public. But the responsibility for keeping it clean belongs to broadcast engineers and station managers. And that's where Wang's Time Tunnel can help.

Time Tunnel gives you six seconds to catch and delete the "offense" before it's broadcast. Without unreliable, expensive tapes. And at a price below most FCC

Time Tunnel features:  
 • Solid State Digital Memory  
 • Wide Dynamic Range  
 • High Reliability  
 • Standard EIA Rack Mount  
 Want to know more: Fill

out the coupon or give us a call at (603) 889-8564.

Model 150

Name \_\_\_\_\_ Station \_\_\_\_\_  
 Address \_\_\_\_\_  
 City \_\_\_\_\_ State \_\_\_\_\_ Zip \_\_\_\_\_

Wang Voice Communications Inc.  
 Executive Drive, Hudson, NH 03051  
 A subsidiary of Wang Laboratories  
**CALL TOLL FREE 800-258-1034**

**WANG**  
 DP90/BE59

Circle (47) on Reply Card



# NAB: Fulfilling its charge

By Vincent T. Wasilewski, NAB president

An anniversary of service to an industry is always an event worth note and celebration. **Broadcast Engineering** deserves special congratulations for maintaining the creativity and flexibility to provide valuable information to station management, technicians and engineers, production and recording studios and cable facilities for 20 years.

**Broadcast Engineering** was born during the adolescence of the radio and television industry—an industry in which 20 years qualifies it as a pioneer. The National Association of Broadcasters also grew up with the industry and had a modest beginning with a handful of members. Today it represents over 4600 radio and 570 television stations, including all the major networks.

NAB came into being in 1922. The non-profit trade association was organized "to foster and promote the development of the arts of aural and visual broadcasting in all its forms; to protect its members in every lawful and proper manner from injustices and unjust actions; to do all things necessary and proper to encourage and promote customs and practices which will strengthen and maintain the broadcasting industry to the end that it may best serve the public." NAB has and continues to fulfill its charge.

Working through NAB, radio and television stations have accomplished many things which could not have been achieved individually. NAB represents the industry before Congress, at the White House and before regulatory agencies like the Federal Communications Commission and the Federal Trade Commission.

NAB has grown with broadcasting—helping to set up other groups along the way to further strengthen and unify the radio and television industry. The association initiated the first department of radio advertising in 1941. This was the beginning of the independent organization now known as the Radio Advertising Bureau. It also helped set up the Television Bureau of Advertising. Few realize that the NAB even established American Women in Radio and Television.

The pioneers who organized NAB were concerned primarily with the growing pains which beset all

fledgling industries. In the case of radio, these growing pains were manifested in the undisciplined use of the air waves. Without adequate channels of frequency separations, radio was becoming a hodge-podge of sounds in the night and appeared unlikely to be able to fulfill its role as a great medium of mass communication. However, radio and television have both met that challenge despite a growing body of regulations. The Code of Federal Regulations now contains 1000 pages of regulations applicable to broadcasters. A recent study by the General Accounting Office, rating the various federal agencies by the paperwork they impose, places the Federal Communications Commission in the winner's circle with an annual requirement of 30 million manhours of paperwork. So it is obvious that NAB's role has had to change with increased government interference into the business of broadcasting.

Sooner or later, every broadcaster comes up against a question that cannot be answered, a problem that cannot be solved or a regulation that just does not make sense. Helping broadcasters is what the NAB is all about. The association's service has played an important part in making the broadcasting industry in the United States the largest and most efficient in the world.

Within the past five years NAB has been responsible for easing the bureaucratic burden placed on licensees. For example, NAB pushed for the FCC rule change to allow broadcasters to use automatic equipment. The typical radio station had 10 first class engineers on its payroll when NAB began that campaign. NAB also has led the opposition to proposals at the FCC which would have required stations to keep and make available tapes, discs and scripts of every one of its news and public affairs programs—an outlandishly wasteful proposal.

In the area of advertising, NAB's code prohibits hard liquor ads and contains strict guidelines for beer and wine commercials. Because of the code's sensitivity to alcoholic beverage advertising, broadcasters did not lose over \$155 million a year for beer and wine advertising. NAB has also helped to defend attempts to ban over-the-counter medicine

advertising. NAB has been successful in having the FCC, the FTC and the courts reject the concept of counter-commercials which would have, for example, required broadcasters to carry a coffee commercial followed by a message urging viewers and listeners not to buy coffee. NAB soundly defeated legislation which would have, in effect, banned broadcast ads for saccharin and saccharin products.


In 1976, NAB helped to persuade the Armed Services to drop its prohibition against paid advertising in radio and television. NAB accomplished the same with the US Postal Service.

NAB presently is involved in an extremely important advertising issue—whether television should be allowed to advertise to children. This issue is being debated at the Federal Trade Commission. If TV broadcasters lose this one, it could mean a threat to the First Amendment rights of all forms of commercial speech.

In the engineering department, the NAB has saved stations thousands of dollars. For example, the association standardized recording and reproducing to assure complete interchangeability. NAB has pioneered the AM stereo field and holds an engineering conference each year with the world's largest display of broadcast equipment and workshops on the most controversial and difficult engineering problems.

NAB has persuaded (through cogent argument) the FCC to abandon or modify more than 500 rules and regulations resulting in saved time, cash and paperwork and allowing broadcasters more time to better serve the community. Obviously, there is still a long way to go. NAB's Government/Legal Report to the Board of Directors in January 1979, consisted of 104 pages. That report reviewed literally hundreds of issues in which the NAB is involved—everything from refund of fees to license renewal to the Fairness Doctrine to restrictions on programming to minority ownership of stations. With the many challenges to the American free system of broadcasting, NAB will continue to unify the industry to present its case as persuasively as possible to the courts, regulatory agencies and to Congress. □





This earth station on the NAB plaza picked up a signal relayed via satellite from Mutual Broadcasting headquarters in Arlington, VA, triggering an igniting device that burned the mortgage.



### 20th Century technology sparks age-old rite

The traditional mortgage burning ceremony took on a new twist August 2, 1978, when a flame triggered by a satellite 23,000 miles above the earth touched off the National Association of Broadcasters' 10-year-old document. The ceremony was held on the plaza in front of the NAB building.

Clair R. McCollough, former NAB Board chairman, who headed the committee that guided the building's construction, sent an electronic signal by telephone circuit to the Mutual Broadcasting System headquarters in Arlington, VA. It

then was relayed to the Western Union satellite earth station in Glenwood, NJ, traveled 23,000 miles to the Westar I satellite above the equator and retransmitted back to earth. The signal was picked up by an earth station on the NAB plaza which triggered an igniting device, burning the mortgage. The procedure took less than half a second.

Also participating in the ceremony was NAB Board chairman, Donald A. Thurston, president of Berkshire Broadcasting, and president Vincent T. Wasilewski.

## NEW 25 KW Air Cooled Calorimeter-Load

### FEATURES:

- Precise Power Measurement
- Exceeds FCC Specifications
- Mobile For Multi Use
- Interlock Protected
- Nonmeasurable VSWR
- Freq. Range D.C.-1.8 GHz



**WILKINSON**  
**ELECTRONICS, INC.**


701 Chestnut St. • P.O. Box 738  
Trainer, Pa. 19013 • Telephone (215) 497-5100  
TWX 510-669-3188 • Cables: WILEC

Circle (48) on Reply Card

May 1979 *Broadcast Engineering* 55



**AM STEREO?** Do it  
right the first time.



If you have been under the impression that all audio consoles are more or less alike, then you haven't seen RAMKO's exciting "silent series" of 14 different models.

The superior, DC controlled, audio concept (introduced by us over 4 years ago) has been under continual refinement from the very beginning. Thus, today our consoles are considered far and away the most advanced on the market.

The benefits of this ongoing research are myriad. The quietest operating units on the market — The most mechanically dependable — Patch panel gain selects so that each input can accept anywhere from mic thru high level — Programmable remote control of external equipment — Solid state meters proven to be decidedly superior to the old "VU" meters — Instant interior access and plug in modules — Human engineered for reduced operator fatigue — An abundance of RFI suppression features — Built in clock/timers — Stereo phase and mono output meters — Backlighting and LED alphanumeric input and output status displays — And a whole lot more. All backed by a 2 week trial period and our famous 2 and 4 year warranties. Priced from \$995 to \$5200.

Don't delay! Find out for yourself why the competition is not too happy with us. Write, call collect or contact your RAMKO Rep and ask for brochure package #AC-479.

## **RAMKO** RESEARCH

11355 "A" Folsom Blvd.  
Rancho Cordova, Calif. 95670  
(916) 635-3600

Circle (49) on Reply Card

# NRBA... Why?

By James J. Gabbert, NRBA president

Though FM today enjoys a position of considerable stature, being the "class act" of the radio air waves, there was a time when FM was not even considered radio, and was thought of as a toy for engineers and other audiophiles. The AM broadcaster had a thriving business. The FM broadcaster had a hobby. As a matter of fact, it was easy to recognize the FM people in any collection of broadcasters in the early days. They were the poor ones.

That was the climate for FM broadcasters in the late 1950s when a group of the hardier ones met at the Palmer House in Chicago during an NAB convention. Out of this meeting came the NAFMB, the National Association of FM Broadcasters, who took up the task of educating the broadcast industry itself and the satellite industries that support broadcast, about FM. Their achievements were significant in that they were able to establish FM as a broadcast medium by forcing the ratings companies (and eventually Madison Avenue) to recognize that a consumer was a consumer, whether he heard your message on AM or FM.

As success breeds success, the NAFMB grew rapidly in the 1960s, accomplishing much along the way. But then it inadvertently found itself addressing problems that faced AM as well as FM radio broadcasters, such as increasingly burdensome federal regulations aimed at television which affected radio because no distinction is made on a federal level (or for that matter any level) between television and radio. Indeed, at this point in time (1975), the NAB, using its radio membership as a counterbalance to soften regulation against its all-powerful television interests, considered it heresy that radio should be treated separately. Totally committed to achieving an identity of its own for radio, the National Association of FM Broadcasters (NAFMB) became the National Radio Broadcasters Association (NRBA) in 1975, with some startling results.

While all the FM broadcasters lobbied for FM recognition, the transition to all-radio NRBA spawned an organization which had the potential of becoming a powerful political voice in broadcast. It doesn't take much imagination to see that by sheer numbers, radio broadcasters would siphon off some of the power held by the television networks and certainly, in time, the balance of power would swing from previously dominant television to radio.

## By sheer numbers radio siphons off TV network power

Whereas TV has a lot to lose by deregulation in the form of increased competition from cable, Multiple Distribution Systems, and satellite-to-home transmissions to name a few, radio will definitely benefit. There are many sticky issues that must be dealt with before any definitive resolutions can be made regarding deregulation—the rewrite of the Communications Act of 1934, spectrum use fees, 9 kHz AM spacing, fulltime for daytimers, the clear channel issue, 150 kHz FM spacing and, very basically, the number of radio stations the marketplace can





James Gabbert, NRBA president (K101, San Francisco), and Abe Voron, executive vice president/government affairs, were pleased with the NRBA 1978 San Francisco Conference & Exposition.

The NAFMB had already grown rapidly since its late 1950s inception by the time this photograph of the 1971 board of directors was taken (top). But the growth escalated after the organization began addressing the problems of all radio broadcasters as the NRBA in 1975. This photograph (bottom) was taken at the September, 1978, board meeting.




accommodate without wreaking economic havoc on those that already exist.

There are no easy answers and NRBA's (indeed the whole radio industry's) task is monumental. NRBA's posture through all of this is that government should regulate frequency assignments, power, modulation and technical standards. But as far as programming is concerned, the people should decide what they want, and they should have the option to choose for themselves rather than having government, in the form of the FCC, decide what they should or should not hear.

The NRBA is a volunteer organization with only four fulltime employees, and operates on an annual budget of approximately \$350,000 (compared with the NAB's \$6,000,000 annual budget). When one considers the David and Goliath comparison, the NRBA versus the NAB, the NREA's accomplishments become even more impressive. Just look at the changes over the past four years. Finally, radio again is recognized as a medium in its own right. As an industry, it has the best years yet to come.

## NEW! The most useful audio tool your station may ever buy.



**FORGET THE PAST!** The new ARA-1612 "electronic patch panel" will provide your stereo or mono station with flexibility and performance that, until now, you could only wish for. And at about the same price as today's patch panel systems.

Local and remote access to all station audio sources simultaneously and individually. No more signal degradation due to branching or impedance mismatches. No more operator interruptions due to patch panel limitations. In fact, the basic system can feed from 16 sources to 12 different locations at once. Expansion capabilities to 45 in and as many out as needed.

In addition the ARA features — local and remote lighted output status displays — individual, gain adjustable, input amplifiers — programmable output cards for stereo and/or mono feeds — dual, instantaneous switch over, power supply for 100% on air reliability — balanced in and out — and a lot more. All backed by a 2 week trial period and our famous 2 year warranty. Priced from \$1099.

Don't delay! Write, call collect or contact your nearest RAMKO Rep. today. Ask for our new full color brochure, #ARA 379.

**RAMKO** RESEARCH

11355 "A" Folsom Blvd.  
Rancho Cordova, Calif. 95670  
(916) 635-3600

Circle (50) on Reply Card

May 1979 *Broadcast Engineering* 57



# ***The SMPTE: Dedicated to advancing technology***

By Alex E. Alden, SMPTE manager of engineering services

To celebrate its 34th anniversary in 1950, the Society of Motion Picture Engineers took an exciting step into the future—it recognized the newborn television industry by opening its arms and facilities to the growing discipline. For almost three decades, the Society of Motion Picture and Television Engineers has fulfilled its responsibilities as the technical society for the industry. The name change resulted in a substantial gain in membership from the ranks of television engineers; the society now proudly claims as members many systems development and operations engineers as well as broadcast management personnel.

Although the society had presented technical papers on television at its conferences since 1938, the issuance of a FCC ruling in 1941 permitting television broadcast prompted formation of an engineering committee on television. This early effort was directed primarily to the use of motion pictures for television, with little or no attempt to participate in the electronics field which was considered the responsibility of other organizations.

As in all rapidly expanding disciplines, the need for standards forced the initiation of procedures to allocate properly standardization priorities and efforts to avoid redundancy. In 1951, the society joined forces with two organizations specifically concerned with broadcast television: the Institute of Radio Engineers (IRE, now the IEEE) and the Radio Manufacturers Association (RMA, later known as RETMA and now EIA). They formed a

coordinating committee known as IRS. As the Joint Committee on Inter-Society Coordination (JCIC), it was expanded to include the National Association of Broadcasters (NAB) and the National Cable Television Association (NCTA).

In addition to this liaison, the society works closely with the USA

---

## **Besides standardization SMPTE exposes the industry to new techniques**

---

Advisory Committee for the International Radio Consultative Committee (CCIR) and the European Broadcasting Union (EBU).

Today, the society's contribution to television is through its annual television conference and national technical conference at which numerous technical papers on new and current technology are presented with exhibits of new equipment and techniques, and standardization by its engineering committees.

Four committees are actively drafting new proposals as well as constantly reviewing current standards to make certain they continue to be necessary and useful: The Committee on Television Video Technology, the Committee on Audio Recording and Reproduction Tech-

nology, the Committee on Video Recording and Reproduction Technology, and the Committee on New Technology. Committee membership is not restricted to society members and participation by those concerned with the subjects is welcomed.

The SMPTE can look back proudly over the last 63 years, and more specifically, the last 20 dealing with television broadcasting. Many awards attest graphically to its outstanding contributions. In 1958, the society was presented with an Oscar for technical achievement. More recently, it was awarded by the Academy of Television Arts and Sciences for the development of the time and control code for the quadruplex videotape system. In 1978, the academy presented a second citation for the development and standardization of the 1-inch Type C helical videotape system, which is now becoming a valuable tool of the broadcast industry.

The list of achievements continues to grow as the SMPTE engineering committees accept new responsibilities prompted by the rapidly growing and ever-changing television industry. Upon completion of standardization for the quadruplex videotape system, which subsequently became the backbone of the broadcast industry, the society initiated a similar program for helical recording and videodisc systems. Outstanding progress has been achieved in the standardization of the colorimetry of the television chain, essential to the repeatability of color reproduction of program



material from the studio to the home. Established SMPTE standards cover such items as viewing conditions for checking of films intended for broadcast, colorimetry and set up of studio monitors, and identification of image areas which the home viewer is receiving.

In addition to the important task of standardization, the society—through its annual fall technical conference, winter television conference, and monthly sections meetings—brings to the industry an exposure to new and developing techniques. For example, topics have included digital television and electronic newsgathering.

An important part of the society's program is the recognition of outstanding individual contributions to television through the presentation of annual awards such as the Progress Medal, Samuel L. Warner Memorial Award, David Sarnoff Gold Medal, and the Herbert T. Kalmus Memorial Award. Among the recipients of these awards are pioneers such as Earl Sponable, Alfred Goldsmith, Peter Goldmark and Charles Ginsburg.

As an extension of its standards program, the society has developed test materials, films, tapes and slides which are used as tools for defining and measuring equipment and performance. Many are used daily all over the world.

The society views the television discipline as one of the few national enterprises that was planned on a systems basis. There is no doubt that this planning and engineering contributed to its rapid growth. Perhaps in the not-too-distant future, there will be an expansion to this system or another broad system devised by engineers which will rival the television's impact.

Although the initial effort of electronics engineers was devoted to telegraphic communication, it rapidly expanded into audio and then video transmission. The joining of electronics with photography had dual origin—in the sound motion picture and in television. Today, it is possible for electronics to do more than convey a message in the form of words, sounds, or pictures.

Electronics has developed an almost unlimited power to duplicate and amplify man's senses and to equal and sometimes surpass many of his abilities.

Cognizant of the serious need for

continuing improvement of picture and audio reproduction in television as well as theaters, the society is ready to offer its facilities to any program dedicated to the advancement of its technology. □



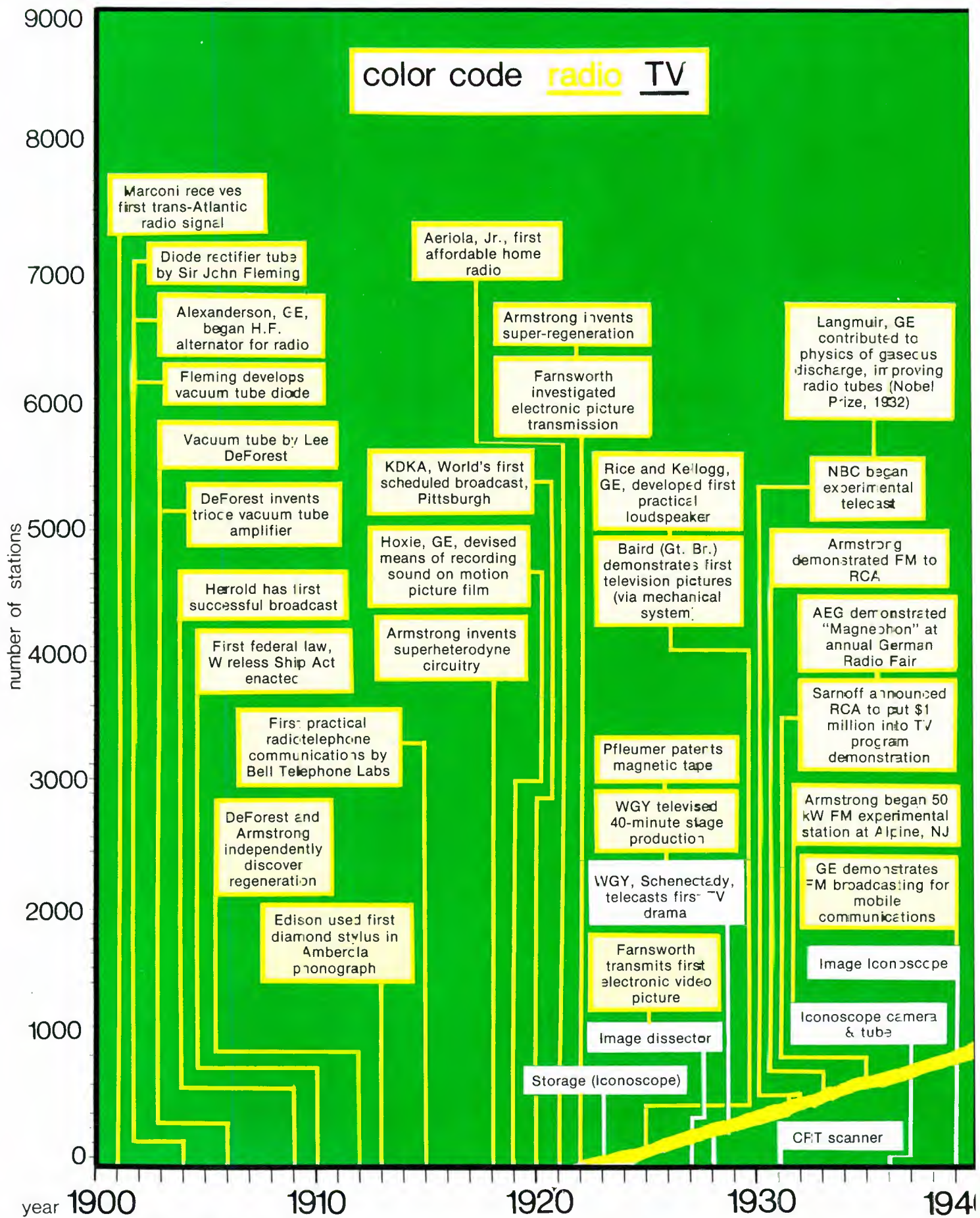
**Ken Mason** of Eastman Kodak and president of SMPTE presents an Honorable Mention Journal Award to loan Allen while John A. Schneider, president of CBS/Broadcast Group looks on. The award, presented at the 118th Technical Awards in October, 1976, was for Allen's contribution in the development of the Dolby System.

**Joseph Flaherty**, vice-president of engineering at CBS Television, presents a technical paper on the use of the 1-inch helical system at CBS at the 119th SMPTE Technical Conference in Los Angeles.



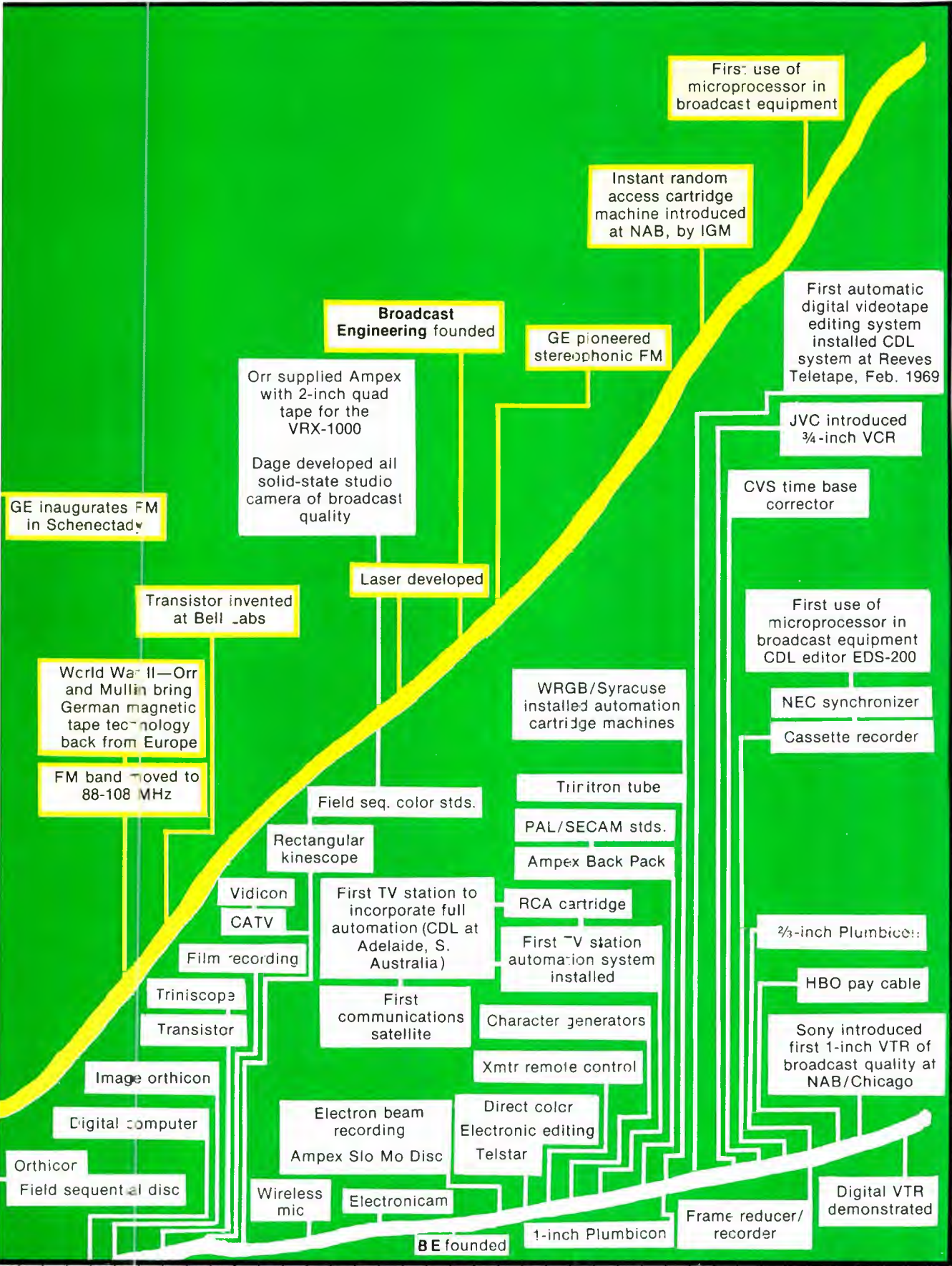


# Developing technology





# Major industry milestones



1940 1950 1960 1970 1980



# The progression of videotape recording

By Charles E. Anderson, video engineering section manager, Ampex

1976 marked the 20th anniversary of the introduction of practical videotape recording, and much has been written and related about events leading to that introduction at the 1956 NAB conference in Chicago.

The rotating 4-headed recording method was soon labeled quadruplex recording, or quad for short, and the problem that has plagued quad all of its career—banding—was immediately seen and cursed even in early monochrome recorders.

In 1957, one year after the unveiling of the videotape recorder, a rotary head was shown on which the quadrature could be adjusted and the heads spaced precisely 90 degrees apart on the head wheel. This cured a major geometric problem and allowed tape interchange, but it did nothing for the jitter, or time base instability, problem.

During 1958, RCA started deliveries of the TRT-1A that had been introduced at the 1958 NAB show. The same year, the first meeting of the SMPTE Video Tape Recording Committee was held and a plan formulated to precisely define the

quadruplex format in order to insure interchangeability of tapes made on various quad VTRs.

Work continued on ways to tame the rotational instability of the rotating head, but it was not until the 1960 NAB that Ampex engineers were able to demonstrate the Inter-sync head wheel servo that brought time base errors down to a peak-to-peak value of 0.15  $\mu$ s from previous peak-to-peak errors of up to 60-70  $\mu$ s. It was a vast improvement, but still not good enough to record and play back color signals directly.

The breakthrough came via Charles Coleman of WBBM-TV, Chicago, who devised a voltage variable delay line whose delay could be varied  $\pm 0.5 \mu$ s by means of an error voltage derived from a comparison of off tape sync against station or reference sync. Time base errors were now brought down to 30 ns. Rights to the device were acquired by Ampex and Coleman was hired by Ampex as well.

Thirty nanoseconds were still not good enough for the long-sought goal of reproducing the color signal directly, so Coleman and an associate, Peter Jensen, developed a unit similar to Amtec, except that it had a shorter delay line and compared off-tape color burst to reference burst to generate a correction voltage to drive the delay line. Direct color playback became a reality when the new Colortec was demonstrated at the 1961 NAB show in Washington, DC.

The engineers then turned their attention to improvement of signal quality. The original FM carrier

frequencies used for recording monochrome signals were totally inadequate for color, so initially different frequency values and greatly reduced deviation were chosen to reduce offensive moire patterns; however, the reduced deviation made for a noisy picture and so was not totally satisfactory.

The engineers pushed the state-of-the-art again and managed to move the carrier frequencies upward from a range of 5.5 MHz to 6.5 MHz to the range of 7 to 10 MHz, yielding markedly superior performance.

By 1967 all the basic techniques were in place and attention was turned to solving systems problems and refining the basic techniques. In 1967 the VR-3000 light portable quadruplex recorder was introduced, and it remains in production at present.

It is hard to pinpoint an exact year when helical recording started to reach maturity, but several important events should be noted. In 1971 the European Broadcasting Union issued a *Statement Concerning Helical-Scan Television tape-machines for 625 Line/50 Field Systems*, in which the EBU's desires for a helical-scan VTR suitable for broadcasting were defined. This document provided a design goal at which several manufacturers aimed and had great impact on future designs.

The introduction by Sony Corporation of the  $\frac{3}{4}$ -inch cassette recorder in 1969 was also an immensely important event. It proved to the world that a helical VTR can

---

**Editor's note:** Ampex leadership in the development of audio and video technology has attracted its share of recognition outside the marketplace over the years. Two Emmys were awarded by the National Academy of Television Arts and Sciences in 1957 for development of the first practical videotape recorder and in 1967 for development of high band color videotape recording. The television citation was received by Ampex for capturing on videotape the famous Nixon/Khrushchev *Kitchen Debate*.

---

## BE covers videotape recording

Jan 1961:	system standards	tape,	Jul 1974:	review	
Jul 1961:	2-head	Apr 1964:	general	Aug 1974:	review
Nov 1961:	time base correction	May 1964:	portable, photographic recorder	Nov 1974:	editing for helical VTRs
Apr 1962:	half-speed operation	Oct 1964:	general	May 1975:	video spotlight
Jun 1962:	moving X-ray images	May 1965:	NAB convention	Apr 1976:	20-year revolution
Jul 1962:	stereo color television, portable	Dec 1965:	solid-state	May 1976:	NAB review, 20-year revolution
Nov 1962:	frame-lock device	Mar 1968:	head tip wear	Jan 1978:	SMPTE conference on 1-inch
Dec 1962:	general	Jun 1969:	Sony 1-inch EV-310	Feb 1978:	1-inch standards
Jan 1963:	portable	Mar 1971:	automation	Mar 1978:	1-inch standards, production w/film techniques
Sep 1963:	general	Jun 1972:	demonstration of Norelco unit	Apr 1978:	digital
Oct 1963:	general	Aug 1972:	summer Olympics	Aug 1978:	digitizing programs
Nov 1963:	general, NTSC color recording, helical	Oct 1972:	minimizing errors	Dec 1978:	future of
Jan 1964:	portable	Dec 1973:	helical versus quad		
Feb 1964:	cueing devices	Mar 1974:	international cassette conference		
Mar 1964:	portable using 1-inch				



Charles Anderson (right) receives congratulations from Alexander Poniatoff after being named first winner of the Alexander M. Poniatoff Award for Technical Excellence. Anderson was selected for his technical contributions to the development of the first practical videotape recorder and subsequent improvements in videotape recording during his 16 years as an engineer with Ampex. In the background is the AVR-1, a third generation videotape recorder that Anderson helped develop.



Harold Lindsay, the chief engineer of the Ampex team that developed the first practical professional audio recorder in the US, is shown in this 1948 picture running tests on an early production model of that first recorder, the model 200. Now retired, Lindsay is a special consultant to Ampex's magnetic tape division.



The first broadcast via videotape occurred November 30, 1956, when CBS Television aired *Douglas Edwards and the News* from New York City. CBS Television City, Hollywood, replayed the 3-hour delayed broadcast on the West Coast the same evening and in the months following the other networks followed CBS' lead.



**NO INSULATORS**

**WITH  
PHILLYSTRAN®  
DIELECTRIC  
GUY  
SYSTEMS**

● **NON-CONDUCTING**

Non-metallic PHILLYSTRAN eliminates R.F. interference or reflection. No insulators are required.

● **NO MAINTENANCE**

PHILLYSTRAN, the result of advanced technologies, provides the strength of steel, and is resistant to corrosion, UV degradation and weathering.

● **EASY INSTALLATION**

PHILLYSTRAN is lightweight, flexible, and not subject to kinks or tangles. PHILLYSTRAN may be ordered to length with standard sockets or in coils for the rigger to assemble on location.

*Write today for Free Informative Bulletins showing easy application procedures and test results.*



**PHILADELPHIA RESINS**

PHILADELPHIA RESINS CORPORATION

20 Commerce Drive, Montgomeryville, Pa. 18936

Tel: 215-855-8450

Telex 84-6342 Cable: Philres MLLL

Circle (51) on Reply Card

May 1979 *Broadcast Engineering* 63



## Video recording

be reliable and tapes will interchange between machines. Hundreds of thousands of such recorders are in service in all sorts of applications.

A significant development was shown at NAB 1975 by Consolidated Video Systems. They demonstrated the first digital time base corrector, and it had enough correction range to easily accommodate the large time base errors typically found in helical VTRs and allow direct recovery of color signals.

In 1975 Fernseh introduced its BCN series of 1-inch helical recorders at Montreux. Ampex and Sony introduced 1-inch helical recorders at NAB in 1976. All were claimed to be suitable for broadcast service, but all three formats were different and interchange of tape between them was impossible, although the Sony and Ampex formats were tantalizingly similar. All three formats worked well, and it was clear that at least helical had matured.

Several users of recording equipment asked the Society of Motion Picture and Television Engineers to see if some sort of common 1-inch helical format could be worked out, and during 1977 many SMPTE engineering committee meetings were held to see what could be done. The Fernseh format was different enough so that it was defined separately as the B format, but excellent results were obtained in hammering out the C format that was similar to, but not identical to, either the Sony or Ampex formats. In December of 1977 SMPTE announced agreement in principle on the C format, and several manufacturers announced plans to supply equipment conforming to the C format.


And so, the two histories drew together again. Today, hundreds of 1-inch helical-scan recorders have been sold by several manufacturers, and they are finding their way into a variety of non-broadcast and broadcast applications; however, there are over 10,000 quad recorders in service and more being sold, and there is no doubt that quad will remain the primary international exchange format as well as the desired post-production format for many years. There is also no doubt about the viability and vitality of 1-inch helical recording, and it will fill many of the roles historically filled by quad recorders in the years ahead. □



S-13C 8 Mixer Stereo

**JOIN** ○○○ the many hundreds of satisfied users of  
**LPB Signature Series Consoles.**  
 Contact us for the reasons that have made LPB Consoles the  
 practical choice among broadcasters.

**LPB**® LPB Inc.  
 28 Bacton Hill Road, Frazer, PA 19355 (215) 644-1123  
 Celebrating both of our 20 years of service to the Broadcast Industry



## IGM UNDENIABLY THE LEADER

**CART  
 PLAYBACK**

**GO-CART  
 INSTACART**

Random Access Multiple Tape  
 Cartridges

**IGM**  
 A DIVISION OF N.T.I. [206] 733-4567  
 4041 HOME ROAD, BELLINGHAM, WA 98225

**BASIC A CONTROLS**

for

Flexible Format Control &  
 Consistency


Program in English, displayed  
 on CRT

Fifth Generation Control Built  
 by IGM

Circle (52) on Reply Card



# "Quad" Quality in $\frac{3}{4}$ Format



**HBU**  
is now available  
for delivery

## HI-BAND U-format VTR

The model HBU-2860 (Hi-Band U-format video cassette recorder) is a modified SONY VO-2860 with Recortec electronics mounted on top of the unit. The modification provides direct hi-band video recording made possible by tripling the scanner speed and the linear tape speed. HBU is not a kit, but a complete VTR.

**QUALITY**—At the 1200 ips head-to-tape speed the HBU video quality is as good as the "quad" or the new one-inch format. Significantly improved audio quality is also obtained with this modification.

**CONVENIENCE**—Standard and widely available  $\frac{3}{4}$ -inch video cassettes for the HBU allow for simple loading, handling and storage.

**DEPENDABILITY**—The HBU does not alter the U-type recording format and thus takes advantage of the established interchangeability of the U-type recorders.

**ECONOMY**—Lowest cost in equipment, media and operations for any Hi-Band VTR.

**RECORTEC, INC.** 777 PALOMAR AVE., SUNNYVALE, CA 94086. TEL: (408) 735-8821







one revolution every 24 hours; i.e., it would remain stationary above the same spot and would be within optical range of nearly half the earth's surface. Three repeater stations, 120 degrees apart in the correct orbit, could give television and microwave coverage to the entire planet."


In early 1965, Early Bird (also known as INTELSAT I) was launched from Cape Kennedy and placed in synchronous orbit 22,300 miles over the coast of Brazil in April 1965. This launch marked the first step towards a worldwide network of satellites linking people of many nations. Early Bird, the only mode of live transatlantic television, in July, 1965, provided the first live telecast via INTELSAT satellite to the US, a US versus USSR track meet.

Although a dramatic improvement over the then available transatlantic telecommunications facilities, Early Bird was nonetheless limited in capacity and capability. For example, in order for the only television channel to be operative, all 240 voice channels had to be shut down. Today, however, technology permits the simultaneous transmission of both voice and television with significantly increased capacity. Further, the costs of Early Bird were quite high when compared to today's rates. For example, the 1965 rate for a color television transmission between New York and Paris was \$13,070 for the first 10 minutes and \$240 for each additional minute. Today's rate is almost one-tenth the original charge, \$1,618.50 for the first 10 minutes and only \$55.50 for each additional minute. Lastly, the anticipated life of communications satellites has more than quadrupled. From a predicted life of 18 months



**Intelsat V** satellites, planned for launch beginning this year, will employ two advanced frequency reuse techniques.

**Intelsat I** (Early Bird), the world's first commercial communications satellite, was placed in service in June 1965. It established the first satellite pathway between the US and Europe and made live transoceanic TV possible.





# KNOX BLOX



The K128 Character Generator is something to build on.

Every innovative feature found in today's K128 can easily be added to our very first K128 — and to every unit we've built since.

The Knox design assures that the K128 you buy today can always be upgraded to include all of the latest functions of tomorrow's K128.

Get your hands on a Knox — and build something.



9700-B Palmer Highway  
Lanham, Maryland 20801  
(301) 459-2106

Circle (54) on Reply Card

## Communications satellites

for Early Bird, today's satellites are expected to be operational for seven years.

Following the introduction into service of Early Bird in the Atlantic Ocean region, there still remained the challenge of developing a global network. This challenge was met only a few short years later. An INTELSAT II satellite was successfully launched and placed in synchronous orbit over the Pacific in 1967, and in 1969 an INTELSAT III satellite was launched for Indian Ocean region service, thereby completing the provision of global coverage. Fortuitously, global coverage capacity was augmented just in time for what has been estimated as the largest TV audience in world history to see man set foot on the moon. That which had been a vision by Arthur C. Clark some 20 odd years before, and a formidable legislative mandate less than a decade previously, was now a reality.

Establishing an international network was only the beginning however. Development and maintenance of succeeding generations of satellites, providing expanded services at lower costs, with enviable reliability records has been a continuing challenge consistently met by INTELSAT.

Currently, the INTELSAT IV and IV-A satellite series provide communications and broadcast service over the Atlantic, Pacific and Indian Oceans. With greatly improved signal handling capacity, each INTELSAT IV-A can relay up to 6000 phone calls and two television programs simultaneously. The availability of expanded satellite capacity for broadcasting, combined with a growing reliance on live international television to put people in touch throughout the world with major happenings, is reflected in the increased use of INTELSAT for television. The demand for international television transmissions to be carried via INTELSAT registered more than 50% growth during 1978.

Satellite transmission has also expanded the horizons of closed-circuit television. A variety of dramatic special purpose telecasts via satellite have demonstrated a large potential for public and commercial applications in the financial, industrial, scientific, educational and governmental communities. This has

generated new attention to television for sales and promotion purposes, and for training programs, briefings, consultations and conferences. For example, highly successful auctions of industrial equipment and art have been held via satellite, thereby expanding the audience from room-size to international proportions. Also, a major raw materials company has telecast dedication ceremonies at its new iron ore mine in Sydney to simultaneous meetings with potential customers in New York, Tokyo and London. In addition, companies with shareholders in many countries are using satellite closed-circuit TV in conjunction with their annual shareholder and other important meetings.

Besides the advantage of immediacy, communications satellites offer the ability to transmit TV signals to a large number of receiving points simultaneously. Such a capability reduces the cost to each receiver and eliminates the need to ship film or videotape. No longer must one contend with packing, declaration and documentation, insurance, customs, brokers, transfers to and from airports and the other associated red tape and headaches.

Quite recently, decisions have been made in the US which will facilitate the provision of international satellite services directly to broadcasters. As a consequence of the FCC's response to the request of Spanish International Network (SIN), COMSAT will be able to provide satellite television services directly to US broadcasters and other users. Thus, for COMSAT as for the American public, the impact of "Live via Satellite" is just beginning to be felt.

Growth in technology, imagination, capability, and expertise guarantees continued growth and success of satellite communications. Indeed, the extent of future growth of satellite communications is limited only by the imagination of man. The time which has elapsed from the introduction of Early Bird in 1964 to the launch of the present satellite generation has been short; yet the effect on the world community has been startling. It is international broadcasting which has caused a considerable degree of this dramatic change, and will continue to do so, thanks to communications satellites. □



## HEAR FROM US BEFORE YOU HEAR FROM THEM.

Today's broadcasting equipment and standards let you transmit things you never could before.

Like tape hiss, cue tone leakage and turntable rumble, to name a few.

And that's precisely why you need the 4301 Broadcast Monitor. It's made by JBL, the recognized leader in professional sound equipment.

The JBL 4301 lets you hear everything you're

transmitting. All the good stuff. And, all the bad. So you can detect the flaws before your listeners do.

It's super-compact, so it fits all EIA Standard racks. 19" h x 12 $\frac{1}{16}$ " d x 11 $\frac{1}{2}$ " w.

Just give us your name and address and we'll send you all the 4301's very impressive specs.

Along with the name of your nearest JBL Professional Products Dealer.

He'll tell you everything you need to hear.



**JBL**

GET IT ALL.



James B. Lansing Sound, Inc. / Professional Division, 8500 Balboa Boulevard, Northridge, California 91329

Circle 455 on Reply Card



# Broadcast business automation

By Jack Finlayson, manager, Broadcast Computer Service

Since its inception, the broadcast industry has been famed for its fantastic technical advances, but when it came to the automation of business functions, it had to be dragged into the computer era.

I believe there were two main reasons why the industry was so reluctant to automate logging, availing and other business functions. One was that, early in the 1960s, there were several attempts to computerize these areas which turned out to be very expensive failures. Perhaps the most important reason was that the computer industry completely underestimated the complexity of the problem.

The early attempts by computer programmers were basically modifications to standard inventory programs. They thought that with a few changes made, a program that could inventory 1,000,000 pairs of shoes could easily handle a few thousand spots.

They failed to realize the difficulties of rotations, product protection, time limitations, copy rotations and preemptible selling methods. They all seemed to take the approach of working backward from the billing and accounts receivables. This was

primarily because inventory and A/R programs were available at the time for other businesses, when scheduling programs were not. It wasn't until broadcasters began to work with programmers on the front end of the problem with the log, that real progress began to be made.

In the mid 1960s there were a few stations working with IBM unit record machines such as the 402 and 403 to print logs, invoices, and various other reports.

These unit record systems used keypunch cards; by punching a card for each spot ordered, they were able to sort and total them in a variety of ways creating the reports. The shortcoming of this approach was that the cards had to be manually placed to create the log, and the system had no capability to actually schedule the spots, rotate them, protect them against competing products. The unit record machine merely used the same card sorted differently for a variety of purposes.

Two men who were among the earliest to develop these types of programs were Joe Coons and Bill Cole. Later, both formed their own

companies and developed computerized systems based on small station computers.

The first truly computerized system that became nationally marketed was BCS, (Broadcast Computer Services). This system was developed at KVOR, in Colorado Springs. KVOR had been conferring with Kaman Sciences on an accounting program for payroll, general ledger, and balance sheet. During discussions, it was decided to try to do the entire job from logging through billing to accounting. Tom Lawhorn, a systems analyst at Kaman, had had some radio experience and working with KVOR's manager Jim Vinal and myself, was able to develop a rudimentary logging system. This system was initially put to use at KVOR in early 1968.

The system used an algorithm developed by Lawhorn, which was able to log spots based upon contract entry. It started and stopped them according to the contract, protected against competing products, limiting commercial times to FCC and NAB Codes, and handled copy assignments.

In addition, the system created sales projections, invoices, accounts

## BE covers automation

May 1959: for television  
Sep 1959: program system  
Oct 1959: design considerations  
Jul 1960: at WKRC-TV  
Mar 1961: transmitter logging, simple programmer  
Feb 1963: music system  
Mar 1963: program logging  
Apr 1963: correction, tape cartridge use  
Sep 1963: planning for systems  
Jun 1964: radio system  
Oct 1964: for television  
Feb 1965: general  
May 1965: making money  
Jun 1965: transmitter site  
Aug 1965: 20 cps tone generator  
Feb 1966: general  
Mar 1966: tape control

Jun 1966: system  
May 1967: radio station  
Jul 1967: time-tone generators  
Aug 1967: radio equipment, radio system, radio requirements  
Jun 1968: spurious frequency components  
Oct 1968: logging & record handling, at WRGB  
Nov 1968: at WTMJ  
Jan 1970: station design for the 1970s  
Feb 1970: talking with computers, Vietnam NET moves on  
May 1970: CATV, punched card broadcasting  
Jun 1970: NAB convention report  
Sep 1970: means to an end

Oct 1970: techniques  
Dec 1970: give & take proposition  
Jun 1971: general  
Jun 1972: update  
Aug 1972: election  
Jul 1974: general  
Aug 1976: audio control  
Oct 1976: TV  
Nov 1976: no surprises  
Dec 1976: no surprises  
Nov 1977: new systems, radio  
Mar 1978: future of  
Apr 1978: general  
Jun 1978: EBS interface  
Jul 1978: at WINS  
Oct 1978: general  
Nov 1978: general  
Dec 1978: general



## Automation firsts

receivable, and income analysis, all through a single contract entry. Although crude by today's standards, it was truly a computerized traffic system. In 1969, BCS began to sell the system to other stations including KFAB, Omaha and KJR, Seattle.

In late 1968, BCS, in conjunction with KOOL-TV of Phoenix, developed and installed its TV system. The BCS system was a batch system, whereby keypunch cards were punched throughout the day and then transmitted at the end of the day to Kaman's large scale CDC Computer.

The next major breakthrough came in 1970 when Data Communication Corporation of Memphis developed and installed its BIAS system at WMC, Memphis. BIAS came about when Manry Gregner, manager of WMC and Jim Frommel, business manager, went to the First National Bank of Memphis to see if their large Burroughs computer could be used to run the BCS system.

Norfleet Turner, an officer of the bank, became interested in the opportunity and the bank's computer department, in alliance with the Burroughs Company, began development of the system for WMC and formed DCC.

The BIAS system differed from BCS in that it was an on-line system with in-station terminals directly connected to the BIAS mainframe in Memphis through the entire day. BIAS has since become the largest supplier of TV business systems.

Also, in 1970, the IBM-Metromedia BITS system was put into operation at KTTV, Los Angeles. This system had been co-developed by Metromedia and IBM back in 1967.

This used an IBM 360 computer which Metromedia had installed at their corporate headquarters in Los Angeles. The system was not in-



**This station** in Adelaide, South Australia, was the first successful attempt (1965) to automate a complete TV programming facility. It featured an automatic program controller with magnetic drum memory, permitting mechanical schedule preparation, automatic all day switching and machine control, and as a consequence, mechanical billing, accounting and reporting.



**Technicians** complete Metromedia's first broadcast automation (Communications Data Link) hookup between the traffic and operations system at WTCN-TV in Memphis.

Central Dynamics Corporation and Kaman Sciences Corporation installed the hard-wired link between the BCS 1100 traffic and accounting system, and the CDL APC-610/200 switching system in 1975. WTCN used the switching system

that it had already had for one year. The total traffic-to-operations system was tested at CDL's Montreal plant before installation at WTCN.

The 2-way Data Link has permitted the two computers to transfer data between the business and technical areas and has increased the accuracy and data transfer rate between sales/traffic and technical operations.



Get the most from your AM signal...

for less.



The MAP II Multiband Audio Processor gives you optimum modulation of your AM/AM-Stereo program. Yet it costs much less than similar systems.

**Discriminate Compression**

Only MAP II offers you independent compression and equalization for each of eight bands. Input level is held constant by a slow, gain-riding A.G.C.

**Inaudible Phase Optimization**

Program phase is silently "rotated" for maximum positive modulation.

**Absolute Peak Control**

A unique integrated peak controller combines a hard clipper with a low-distortion peak limiter.

**Convenient Operation**

Features include selectable low- and high-pass filters, "proof" mode, and built-in pink-noise generator.

Call or write today for more information. Map II—\$1670.

**Inovonics Inc.**

503-B Vandell Way  
Campbell, CA 95008

Telephone  
(408) 374-8300



Circle (56) on Reply Card

**Business automation**

stalled at other stations due to the size computer required.

Several other groups, working with IBM, attempted to modify the system to make it workable on smaller hardware, but failed to develop a satisfactory system. About the same time, Bill Cole and Joe Coons had developed systems that could run on small computers, which could be installed in stations at a cost that was economically feasible.

These systems were previously designed for radio, though, they now have had the necessary improvements and modifications for television.

Bill Cole's Columbine system was converted from unit record equipment to IBM's system 3 in 1971. Since then, it has been adopted to systems 32 and 34.

The Jefferson Data system was also being developed during the period of 1969-1971. Jefferson Data's system differed from all the others in that it used a distributive processing method. This method uses a mini-computer at the station for data entry, editing and other applications. The mini also is used as a terminal to transmit data to a large scale, central site computer.

Their first radio system went into their station, WBT, Charlotte, in 1970. In 1971, they installed the TV system at all of the Jefferson Pilot stations. BCS also switched to this distributive processing method in 1970 and installed its first such system at WFLA in Tampa, FL. Jefferson Data now has developed an entirely in-house version of its system. The first installation currently is being completed at KRON-TV, San Francisco.

Cox Broadcasting formed Cox Data Services in 1969 and they began development of an on-line system at that time. Their original system used a Honeywell 1648 as the host computer. Cox had been a pioneer in various types of broadcast computerization at their flagship station, WSB, Atlanta. The first non-Cox station to go on line was KSD, St. Louis, in June of 1972. Cox later developed the first successful in-house TV system on a Data General Nova 2 and installed it at WGAL, Lancaster, PA, in 1975.

In 1972, Joe Coons, who had been working for IGM in their computer division formed what was to become Paperwork Systems Incorporated

**There's a good chance that we know more about studio lighting than you do.**



Kliegl was in the lighting business for more than 40 years before and we've been furnishing TV lighting and control equipment for more than 40 years after the advent of television. The fact is we've been able to help more than a thousand studios and facilities, including the five major networks in North America.

Our seasoned staff will be happy to assist you in coming up with a carefully-engineered custom design to fit your specific and special needs.

Or, if you want a really economical buy, one of our typical packages will meet the usual needs for standard sized studios.

If you like the look of your studio before you've talked to us, you'll love it after it's lighted with Kliegl equipment.

For further information, see your local agent or dealer or write Kliegl.

**Kliegl Bros.**  
32-32 48th Ave.  
Long Island City  
New York 11101  
212/786-7474

Circle (57) on Reply Card



**NOW HEAR THIS! IT'S NEW! IT'S FABULOUS!**

# Listen to what's missing from TerraCom's new digital program channels.

The noise is missing. Now, with TerraCom's THP-2T20 you can send high fidelity digital program channels without the noise and crosstalk of analog systems. And none of the "sizzling" sound caused by digital companding (because the THP-2T20 uses analog companding).

Send stereo or up to four highest quality channels simplex — or four channels duplex. They can go on either a T1 line or can be multiplexed above video baseband in a microwave link — such as our TCM-6 series all-bands tunable microwave radio.

These four channels are provided in a 1.544 Mbps digital data stream. They have a signal-to-noise ratio of better than 75dB at full output. Interface options are available to meet individual requirements. And for portable or restoration uses we offer a weatherproof enclosure.

Another version, the THP-2T25 provides six simplex channels, or four duplex channels, at a 2.048 Mbps data rate . . . with the same high quality performance.

So hear what you've been missing with your own ears. Call us at TerraCom (714) 278-4100, or write 9020 Balboa Avenue, San Diego, CA 92123



**Loral Corporation**

## **DIGITAL PROGRAM SYSTEM**



*the noiseless revolution*

Circle (58) on Reply Card



## Go anywhere SMPTE Edit Code Generator and Companion Reader that will give you an instant shot list.



The only portable SMPTE Code Generator. Shintron Model 640 SMPTE Edit Code Generator.

- Goes anywhere with your ENG crew.
- Light and rugged. It attaches to your VTR and produces accurate edit code as you shoot important scenes.
- You cannot enjoy full advantages of ENG unless you have the 640 SMPTE Edit Code Generator.
- EBU European Standard version available.



### Model 644 Edit Code Reader

When Shintron builds a new product, we think of our customers' convenience first. Good Edit Code Readers are a dime a dozen today, but which one can generate an instant shot list? The only one is Model 644 Edit Code Reader / Raster Display and Shot List printer.

**SHINTRON** Worldwide  
Circle (59) on Reply Card

Cambridge, MA 02142 USA  
(617) 491-8700 / telex: 921497

## When accuracy Counts... Count on Belar for AM/FM/TV MONITORS




**BELAR**  
AM MODULATION MONITOR

**BELAR** CALL ARNO MEYER (215) 687-5550  
**ELECTRONICS LABORATORY, INC.**  
LANCASTER AVENUE AT DORSET, DEVON, PA, 19333 • BOX 826 • (215) 687-5550

Circle (60) on Reply Card

## NEW... THE SYSTEM S STUDIO A PREWIRED SIX CHANNEL BROADCAST SYSTEM



- 6618 audio console .....
- 6 channel 18 input .....
- handsome styling .....
- prewired for turntables .....
- for new studio or stereo conv

contact your Micro-Trak  
dealer or call 413 536-3551

**MICRO-TRAK CORPORATION**

620 RACE STREET HOLYOKE, MASSACHUSETTS 01040

Circle (61) on Reply Card

## Business automation

(PSI). KLEB, Golden Valley, LA, was the first station to install the system. The system was entirely in-house using a Data Point 2200 mini-computer.

That same year, the first nationally successful on-line radio system was marketed. This system, called Compunet, was developed by Ed Stevens, who, like Jim Vinal, pioneer of BCS, had been a manager of KVOR in Colorado Springs. Compunet used in-station terminals on-line to a large Control Data Corporation Computer. CDC purchased Compunet from Stevens and others, and in 1978, also purchased PSI from Joe Coons. The division has been re-named Station Business Systems and offers both on-line and in-house systems.

The radio market also was successfully entered into at this period by Marketron. This in-house system has proved to be very successful in the larger radio markets. Marketron was the first to provide demographic programs as well as the standard traffic and billing.

All of these systems have made quantum jumps forward in both software and hardware since their inception. Computer applications have spread from the traffic and accounting areas to virtually every department in the station.

In 1974 BCS, Central Dynamics Ltd. and Metromedia's WTCN in Minneapolis developed and installed an interface between the station's traffic system and the CDL automated switching system. The log was sent to the control room switcher, scheduled the events, and the "as aired" information sent back to the traffic system. This automatic update of the billing information made WTCN the first completely automated station.

Other recent developments by the major companies include news inventory and retrieval programs, the first of which was developed at KRON-TV, San Francisco; cassette and slide inventories; file library management and amortization programs; avail submission and demographic search programs; automatic inventory maximization; and electronic newsrooms.

As this history illustrates, broadcasting was late in accepting business automation, but once it did, the strides forward have been amazing. And, as the old saying goes, "You ain't seen nothing yet". □





# We'll show you how to see things our way.

Needs for video support vary.

Which is why we design **COMPLETE VIDEO SYSTEMS** around those needs. To solve problems. Some you may not see, but we can. In all areas of surveillance, broadcasting, audio visual centers, security, training, or monitoring.

## Communications is our specialty.

We start with conversation and appraisal. Followed by a clear and concise recommendation which covers exactly what equipment you will need, your options, as well as whether you should rent or buy. We'll discuss personnel and their necessary qualifications. And installation deadlines. A lot of things concerning costs.

## Total package service.

Once your requirements have been determined, we focus on the installation. The initial engineering and design of a video system are critical. They're the key to efficiency and effectiveness. They're something our clients consider us expert at.

We take on communication jobs of all sizes. From single cameras to complete broadcast installations with transmitters, towers and antennas

## Flexible equipment specification.

A total system is only as good as its parts. We purchase from a wide range of equipment suppliers, allowing full latitude for the needs of your system. Unarco/Midwest represents and installs the products of RCA, Sony, Conrac, Rohn, Digital Video, 3-M, Jerrold, Hitachi, Ikegami and other fine manufacturers.

## Expert installation and training.

Precision installation with a keen eye to timetables is our forte. From the simplest one-camera set-up, to the most sophisticated and complex job, we do it right the first time. After installation, we provide in-depth operational training, including complete maintenance procedures.

## Custom programming.

If you don't want to invest in 'video hardware' or if you are not staffed to meet production requirements, we can produce programming from script development through the final product. From video taped instructional programs to video sales aids. In the studio or in the field.

## Our people have it.

Years and years of industry experience. Since the first private TV camera came on the market.

From coast to coast, the Unarco/Midwest Experts have helped to make us the largest company in the nation doing what we do.



# Complete Video Systems

Communication Systems Division



A subsidiary of  
**Unarco Industries, Inc.**

I am interested in finding out more about Midwest.

Please:  Have a Midwest Sales Engineer contact me  
 Send me the Midwest catalog.  
 Send me the Midwest GSA catalog.

NAME \_\_\_\_\_  
TITLE \_\_\_\_\_  
COMPANY \_\_\_\_\_  
ADDRESS \_\_\_\_\_  
CITY \_\_\_\_\_  
STATE \_\_\_\_\_ ZIP \_\_\_\_\_  
PHONE ( ) \_\_\_\_\_

Mail to:

E. W. Midkiff  
Vice-President  
MIDWEST Corporation  
Communication Systems Division  
4700 Boston Way  
Lanham, MD 20801

BE

Washington, DC (301) 577-4903   Miami, FL (305) 592-5355   Orlando, FL (305) 831-4751   Winston-Salem, NC (919) 725-0671   Dayton, OH (513) 275-3339   Columbus, OH (614) 476-2800   Cincinnati, OH (513) 651-1904   Dallas, TX (214) 367-2755   Houston, TX (713) 686-9278   Virginia Beach, VA (804) 464-6256   Louisville, KY (502) 491-2888   Nitro, WV (304) 722-2921

Circle (62) on Reply Card

May 1979 *Broadcast Engineering* 75



# The role of film in TV programming

By Eastman Kodak staff \*

Film production came to the TV industry by the late 1940s. Among the first programs was a 3-camera, 16mm film show called *Public Prosecutor* produced by Jerry Fairbanks in 1947-48. Independent film producers provided many programs for the networks at that time. By 1952, an average of 16 prime time network programs were originated on film every week. These included *The Roaring 20s*, *Phantom Pirate*, *The Cisco Kid* and *Rin Tin Tin*. The latter two programs were originated in 16mm film.

A significant contribution film made to the broadcast industry at that time could be summed up in a word: residuals.

To appreciate just how significant that word was, consider this: only 39 episodes of the famous Jackie Gleason *Honeymooner* series are available for distribution.

By the time **Broadcast Engineering** was founded, much if not most prime time entertainment programs seen on the networks was originated in Hollywood by the same studios

making movies for theaters. This was reflected in the quality and entertainment value of these programs. Some people still talk of the "good old days" when dramas were seen live. However, the reality was that Hollywood—and that means the film production industry—won the battle for ratings and critical approval hands down.

News was becoming increasingly important to local stations, and film was used for nearly all of it. The sound cameras were comparatively bulky by today's standards and had to be used on a tripod. Most news photographers carried an additional small, hand-held, silent camera to film segments not requiring sound and to shoot cutaways. The photographic sound track recorded single-system in the camera did not have the quality or flexibility of the magnetic sound tracks on today's news films.

Like entertainment film programming, news was black and white. Reversal films were used—just as for home movies—so the film shot in the camera was what was run at the station. But, processing machines for reversal were bulky, expensive and time-consuming compared to processing film as a negative. This prompted the introduction of a small, table-top machine in which the reversal film could be processed to a negative.

The negative film was aired by reversing the polarity of the telecine chain. The simplified process permitted many more stations to install their own processing equipment.

By the early 1960s the switch to color programming was gaining steady momentum. NBC obviously had a vested interest. They were owned by RCA, which manufactured color TV receivers, *Bonanza* was their showcase for color for many years. Around that time Eastman Kodak Company introduced a new, faster color negative film. It was a real boon to TV producers, who could originate programs with less light and set-up time, and work with script situations that previously would have been prohibitive.

By the fall of 1965, almost all of NBC's prime time schedule was produced on color film. CBS was a year behind reaching that plateau, and ABC followed the next season.

The result of other developments, such as the Cinemobile, was the freeing of the film camera from the constraints of the studio. Location filming became part of the state of the production art.

With the increasing trend to color in entertainment programming, local stations were anxious to add that capability to their news menus. Their appetite for color was satisfied in early 1966 with the introduction of Eastman Ektachrome EFB,

\*We acknowledge the contribution of Fred Godfrey and Robert Hufford of the motion picture audiovisual markets division, Eastman Kodak Company, for their assistance in compiling the information that is the basis for this article.

## BE covers film

Jul 1962: in stereo-color TV	Feb 1967: newsfilm projector	Sep 1971: in local origination
Aug 1964: at KCRA, moon-shot camera	Feb 1967: direct recording process	Oct 1971: in local origination
Oct 1964: mixer for camera amplifier, rear-view projection	May 1967: handling of color, SMPTE color TV test	Jun 1974: lighting for
Nov 1964: ultrasonic cleaning, processor for magnetic-striped film	Dec 1967: alignment of optics	Apr 1978: future of
Dec 1964: automatic sound-slide	Jul 1968: in space	May 1978: processing
	Nov 1968: processor conversion, TV octopus	Nov 1978: processing
	Jul 1971: in local origination	Dec 1978: future of
		Mar 1979: at KTVY-TV



## and news

7242, tungsten film and its daylight balance companion film, Ektachrome EF, 7241. Compatible packaged chemistry was also marketed.

Once one TV station in town was running and promoting news in color, the others had to quickly follow or lose their news audience. Within a few years some 70% to 80% of the TV stations programming local news had converted to color.

Most stations installed color processing equipment rather than using outside labs. As a by-product, many stations were able to get into the business of producing color film commercials. When these installations were made, Kodak had a processing expert at the station to assist in the start-up of the process and to insure that it was yielding proper color balance. Training the station's processing people in quality control procedures was an essential part of this visit.

In 1971 Cirema Products' CP-16 camera hit the news-gathering industry like a bombshell. It was small and light-weight with innovative features designed to make news coverage easier and more reliable. Subsequent models featured built-in sound amplifier and reflex viewing. Other news camera manufacturers brought out improved, lightweight cameras. All at once news photographers were unshackled from their tripods. Shooting from the shoulder, they could easily and quickly go where the action was and then stay with it. The term "photojournalism" took on new meaning in the broadcast industry, and the prognosis for the talking head was terminal.

By the mid-1970s local news was running an hour in many markets, and many stations were also producing magazine programs reflecting the growing strength of local production capabilities. Local televi-

sion was producing many more visuals, and while ENG can often get news on the air faster, film is still a more flexible production medium.

What has evolved is a distinct "film-look" on entertainment TV, which even many videotape producers say they are striving to copy. At the mid-point in the current television season, some 86% of all prime time entertainment programs were being originated on film.

Because of the development of improved 35mm production equipment, most entertainment production still is being originated in this format. However, some producers are realizing cost and mobility benefits by using 16mm color negative film. For example, Schick Sunn Classic Productions, in Salt Lake City, produced some 50 hours of prime time programming on 16mm color negative film this past season. The 16mm color negative is also the staple for the network magazine programs and for some network documentaries.

Even as this article is being written, exciting new developments in film-to-videotape transfer technology are assuring the eventual marriage of the two media. For example, the use of flying spot scanners for such transfers has led to a substantial improvement in the quality of the end product. One reason is that the transport system used to make the transfer is safe enough to

allow producers to run their original 16mm or 35mm negative film.

The future? Local production will continue to increase. And a significant amount of this production will be originated on film.

As for national programming, new distribution technologies, ranging from the videodisc to satellite transmission, should kindle a hot flame under the production industry, and not only for prime evening network entertainment. Films also will be produced for pay TV, for direct distribution to stations through such vehicles as Operation Prime Time, and for videodiscs and cassettes.

These beliefs are based upon many factors, but two stand out. One is that film origination has intrinsic advantages as a production tool because there is nothing between the camera lens and the recording medium. Even with advancements in solid-state technology making smaller video cameras possible, the fact remains that the image processor, in effect, is carried in the video camera. The result is that film production probably always will provide quality and creative advantages.

The other factor speaking for the future of film production in the broadcast industry is history. From the time the first film programs were shown on network and local television, there has been steady progress in advancing and utilizing the art and technology. □



An associate producer of *Evening*, a magazine show on KGW-TV, Portland, uses a film camera to shoot a report on an area poet.



# Magnetic tape's impact on broadcasting

By Richard Ziff, 3M Company

Modern broadcasting is held together by tape—audio and video magnetic recording tape.

It's hard to imagine now that the industry got along for a quarter of a century without the stuff. It wasn't until the Germans put audiotape to work during World War II that broadcasting began to grow its magnetic central nervous system.

Before the Germans developed their "Magnetophon" recorder, tape recording had been strictly a laboratory technology. An imaginative writer in the early 1800s reasoned that sound might be magnetically recorded on "a piece of string dipped in glue and coated with iron filings." A crude recording device, developed in 1893 by Valdemar Poulsen, a Danish engineer, used wire to store magnetic impulses that could reproduce sound.

But the introduction of Scotch 100 magnetic tape in 1947 launched the recording tape industry in the United States. This first commercial

product employed black iron oxide, coated to a paper backing. A year later 3M Company, its developer, introduced a superior recording tape combining red iron oxide and a more durable acetate backing.

Initially, it took a lot of tape to reproduce a limited amount of sound. Broadcast tape recorders in 1947 operated at a speed of 30 in/s. By 1949, decent quality could be attained at 7-½ in/s—a 4-fold improvement—and that speed is still the industry standard.

The story of magnetic recording tape's first big break is right out of show biz. Bing Crosby liked to pre-record his network radio shows on discs. Then he would saunter out where the blue of the night meets the gold of the day, leaving his producers to go bonkers as they edited from disc to disc, with severe losses in quality. In 1948 a 3M executive convinced Crosby to give magnetic tape recording a try. It proved an instant success.

Shortly after, the broadcast in-

dustry was thrown into turmoil when Congress voted to let the states decide when (and if) they would go on daylight savings time. For a historic 22 weeks the American Broadcasting Company pre-taped 17 hours of network radio programming daily to be replayed at periods appropriate to widely varied time zones.

And so magnetic tape came of age in broadcasting, and the relationship flourished. The next decade produced tremendous gains in sound recording quality. Better magnetic oxides improved signal-to-noise ratios by as much as 6 dB. Tensitized polyester replaced acetate as a tape backing, permitting the development of thinner, longer-playing tapes.

Endless-loop cartridges, with tape speeds slowed to 3-¾ in/s, became standard throughout the broadcast industry. They remained the standard for more than two decades until the announcement in March, 1979 at the National Association of Broadcasters Convention in Dallas

## BE covers magnetic tape

**Jan 1961:** specifications approved, international standards  
**Sept 1962:** editing  
**Feb 1962:** fundamentals  
**Mar 1962:** fundamentals  
**Apr 1962:** recording  
**May 1962:** playback, for Ampex VR-1000 VTRs

**Jun 1962:** testing  
**Jul 1962:** heads  
**Mar 1968:** operation & preventive maintenance  
**Apr 1968:** care & handling of

**Jul 1968:** testing of, tip engagement  
**Sep 1968:** logging  
**Jan 1978:** SMPTE conference on 1-inch  
**Mar 1978:** production w/film techniques  
**Dec 1978:** future of



that a new type of endless-loop cartridge system was being introduced by 3M Company.

Called the "CentraCart" Radio Cartridge System, it departs from the traditional concept of tape cartridge configurations to produce sound quality equal to that of professional reel-to-reel systems. At the same time, the new system retains the convenience and ease of operation of the endless-loop cartridge for radio broadcasting.

Meantime, the television side of broadcasting was growing up. In 1956, researchers from 3M teamed again with Bing Crosby Enterprises and engineers of the Ampex Corporation to open a new frontier—videotape recording.

In less than a decade, tape recording technology had advanced from reproducing audible pulse frequencies of 20,000 per second to video magnetic frequencies ranging to 5,000,000 per second, or higher. Another revolution in broadcast technology was underway.

Recently, 3M introduced "Metafine" tape coated with fine metal particles—not oxides—that double the output of previous tapes and offer improvements in signal-to-noise ratios of as much as 10 dB. The new tape promises eventual benefits to audio, video, digital and any other type of recording in which the magnetic medium is used.

And so the work on ever-improved tape performance contin-



Tenor Lanny Ross of radio and movie fame is at the mic during production of the first radio program transcribed on 10 recorders at once. This was the final step in 3M Company experiments to prove the feasibility of making master transmissions in quantity on magnetized tapes. This photograph was taken October 1947, at WMIN, St. Paul.



The Scotch 111 recording tape, introduced in 1948, was to become the industry standard.



## Magnetic tape impact

ues to this day. Scientists and engineers continually are asked to create higher density magnetic oxides on thinner, stronger backing materials. One lab director muttered that the ultimate magnetic tape would have no coating or no

backing and be able to record forever.

But pending that dream, research continues on basic oxides and metal particles, on new coating methods and slitting techniques that can provide closer tape tolerances. The

goal remains: more information per square inch of tape, at lower prices per minute of technically perfect programming.

Less cost—more quality. One of the most familiar goals in broadcasting. □

## Discovering magnetic tape

By John Mullin

The most unforgettable moment in my life was the one when I stood before my Magnetophon Tape recorder and pressed the "Playback" button for the first time in the presence of Bing Crosby; John Scott Trotter; and Bing's producers, Bill Morrow and Murdo McKenzie. Everything was at stake. By invitation I had been present with my colleague, Bill Palmer, to record the first radio show of the 1947-48 season in the NBC/ABC studio complex in Hollywood. And now we were to hear the result of our efforts and to be judged by perhaps the most critical ears in the world of radio and recording.

Prior to our invitation to come to Hollywood from San Francisco to record and possibly, just possibly, to edit our tape into a complete show, the producers had looked into every alternate means of recording sound that showed any promise of success. Mostly, these boiled down to variations of disc recording methods and photographic sound-on-film systems. I am sure ABC held out little hope for success in testing our apparatus.

The tape came up to speed—then, Opening theme—Crosby: *Blue of the Night*

Applause

Introductory Patter:

Crosby and Carpenter

Song—Crosby:

*My Heart is a Hobo*

Applause

Murdo McKenzie signaled me to

"cut." I pressed the "Stop" button. There were surely no more than two seconds of silence, which seemed more like minutes to me, and then a shower of compliments. One small machine, one of a pair, side by side on a makeshift table—the only two of their kind in the United States arranged to record and reproduce magnetic tape with such remarkable fidelity—had, in a listening demonstration lasting almost exactly five minutes, upset the entire future of sound recording in this country.

Why only this pair of machines, and how did they happen to be here? Let me go back to 1943. I was in England at the time, in the US Army Signal Corps, but assigned to the RAF and working as a Liaison Officer concerned with interchange of technical information. A problem had come up where a certain Signal Corps radio receiver was found to be highly subject to interference from a type of high powered RAF radar transmitter. We were working to reduce vulnerability of the receiver. It was an urgent program and some of us plugged away through the night.

We had been listening to the BBC as we worked until sign off time, and then we fished for something else on the radio. Germany came in loud and clear. The music was appealing: Strauss and Lehar melodies played by a full orchestra, solo arias from Viennese operettas. What? At this hour? More full orchestra—a male chorus singing songs of the Rhine and so on through the night. How could they do it? The sound was so flawless

that we were convinced we were hearing live performances. The usual deficiencies of record scratch and other tell-tale distortions were completely absent.

The mystery was solved some time after the invasion of France. The operations center of our particular group, the Technical Liaison Division of the US Army Signal Corps, was set up in Paris and our first objective was to ferret out developments in which the Germans may have been active during the war and at the time of their retreat.

While going through one installation, which was certainly awesome and reminiscent of the more spectacular moments of a Frankenstein movie, I struck up a conversation with a British Army Officer. We soon concluded from the information we were able to put together that the installation had been a dismal failure, but we also found we had a common personal interest in music and sound recording.

He asked me if I had seen or heard of the Magnetophon, a magnetic tape recorder which the Germans had developed and which he assured me performed with a fantastic dynamic range from full orchestral crashes to virtual silence without background noise and incredibly low distortion. I told him we already had about six such machines back at our laboratory in Paris but that they were quite poor in dynamic range, since their background noise was not as good as a 78 RPM shellac record and their distortion had been found to be



# *"I had a second chance to build a complete remote control facility and..."*

KDTV Chief Engineer  
George Ledoux sticks  
with a winner



## *"I ordered a second helping of TFT 7600."*

George Ledoux, Chief Engineer of San Francisco station KDTV, had an idea—trade frequencies with a lower frequency educational station to provide better coverage and TV dial identity for KDTV. So, channel 60 became the educational channel for the College of San Mateo and the college's channel 14 became KDTV. Part of the trade provided, as a gift, all KDTV transmitter equipment to the college. TFT remote systems were a major part of the package. Thus, George had a second opportunity to select all new remote equipment. **HE SELECTED THE SAME TFT GEAR HE USED BEFORE!** Here are George's reasons why:

### **On Capability**

*"... The TFT systems do what they're advertised to do. They work perfectly from the first plug-in and go on working no matter what kind of data parameters I include. The instant status lights and direct ON/OFF controls are great. They give you an extra dimension of control and data assurance. Single-man calibration saves us time and minimizes the chance of error. They've also got a double-scan/compare data transmission technique that makes the system almost foolproof."*

### **On Flexibility**

*"... The engineering of the gear is so clean that I can get into the*

*equipment and customize it for my own needs... like building up audio channels, combining status inputs to trigger special alarms—whatever I want to do. TFT has always been very helpful in working with me on these things—whether or not they sell any gear as part of the deal."*

### **On Expandability**

*"... The TFT 7600 system is designed to grow right along with our needs. I can add channel expanders, fail safe units, automatic path selectors, multi-site selectors, computerized monitoring, anything I want—it's all available from TFT. There's even a software package available for computations of things like VSWR."*

### **On Service**

*"... I know what it's like to disconnect and code over 300 wires on other systems. TFT's detachable rear panel design is just great although I've never had to use it because the equipment has never needed maintenance."*

George Ledoux and many knowledgeable engineers like him can speak from experience on the reliability of TFT remote systems. And, when it comes to quality, our specs will speak for themselves. Call or write for a set today.

**TFT 7600 Pioneers**  
**THE NEW ERA**  
IN PERFORMANCE-PROVEN DIGITAL REMOTE CONTROL

**TFT** TIME AND FREQUENCY TECHNOLOGY, INC.  
3090 OAKMEAD VILLAGE DR., SANTA CLARA, CA. 95051 (408)246-6365 TWX 910-338-0584



## Discovering tape

very inferior in the tests we had made.

He urged me to go to the studios of Radio Frankfort and hear the performance of a machine for myself. Thinking this chap must have a tin ear, I bade him farewell and began to drive down the mountain. As my assistant and I reached a fork in the road, with all intentions of turning westward, I reconsidered. Suppose he had something there after all. So we turned eastward.

The British Officer had told me that Radio Frankfort had vacated the city during the heavy bombing raids and had relocated in a large house at a resort spa north of the city, a small town called Bad Nauheim. I drove there, found the house and confirmed that the radio station, as he had informed me, was now being directed by the US Armed Forces Radio Service. The German staff was still operating and maintaining the equipment.

I asked if I might hear one of the tape machines they were using. An order was directed to one of the technicians and I was taken into a room in which there was a large loudspeaker and two of the Magnetophons. The mechanism appeared to be the same as the ones we had in Paris, but there was an obvious difference in the electronics.

The technician placed a roll of tape on one of the machines and started it. Suddenly, out of complete silence, an orchestra bloomed into being with fidelity such as I had never heard in my life. From deep resonant brass to the shimmering of the flute it was all there. It was clean! It was free from any noticeable distortion. And if that were not enough, the dynamic range was fantastic compared with anything I had ever experienced.

My assistant photographed all the schematic diagrams and instruction manuals, even though they were in German. I had talked the officer in charge out of a few rolls of the type of tape they were using, my gold oak leaves helping to convince the lieutenant that we needed the tape for further investigation of the Magnetophon back at our laboratory in Paris. □



**Bing Crosby** was an influence upon videotape recording. His Crosby Enterprises organization, of which John Mullin was an engineer, developed a fixed head video recorder. But when Ampex developed a superior product, Crosby decided to stop independent developments and sold the Electronics Enterprises Division of the organization to 3M. It became 3M's Mincom Division in 1956.



**John Mullin** checks his original red oxide tape on the Magnetophon which he modified to make the first taped U.S. radio network program by Bing Crosby in 1947. Here he was pictured at the 1978 AES Convention in Los Angeles, also flanked by the 3M 32-channel pre-mix digital recorder which utilizes a digital mastering tape developed by 3M.



# What shock absorbers do for cars...



## ...new, Electro-Voice shock-mounted microphones do for sound.

**DO56 Omni** – The DO56 shock-mounted omnidirectional microphone is virtually impervious to mechanical noise. Its isolated capsule eliminates the possibility of capsule/case collision making the DO56 the ideal microphone whenever there is lots of action. The excellent “G-factor” margin makes this new microphone less susceptible to the bell-like clang typically heard from other shock-mounted microphones when they are accelerated or decelerated rapidly. Plus, a built-in blast filter reduces “P-popping” dramatically to keep your audio clean.

The DO56 also offers attractive styling, making it ideal for broadcast applications where visual appeal is a necessity. The memraflex grille resists denting, keeping the DO56 looking like new indefinitely.

**RE18 Super Cardioid** – Where ambient noise rejection is mandatory the companion RE18 super cardioid combines the best performance features of the famous RE15 and RE16 with superb mechanical noise isolation. Acoustic performance is the same as an RE15, while a refined small-profile blast filter resists “P-popping” as much as the larger RE16.

Unlike “multi-port” directional mikes, E-V’s exclusive Variable-D® design insures uniform frequency response at *all* angles, for uncolored pickup on and off axis. And Variable-D reduces the bass-boosting proximity effect found in Single-D cardioids, for consistent sound quality at any working distance.

**Electro-Voice Warranty** – Both microphones are covered by Electro-Voice’s unique two-year unconditional professional microphone warranty. For two years E-V will replace or repair these microphones, when returned to Electro-Voice for service, at no charge – no matter what caused the damage.

These are microphones to depend on, in the studio or in the field. If they weren’t, E-V couldn’t offer this warranty. When your application calls for a shock-mounted microphone, test one of these at your E-V professional microphone dealer.



**Electro-Voice®**  
a gulton company

600 Cecil Street, Buchanan, Michigan 49107

Circle (64) on Reply Card

[www.americanradiohistory.com](http://www.americanradiohistory.com)



## Solid-state devices that changed history

The invention of the vacuum tube diode by Fleming in 1904 and the triode vacuum tube amplifier by DeForrest in 1906 launched radio into a new era. Early stations latched onto this technology and began developing their own tubes using in-house capabilities, including glass blowers. However, when industry took over and began to make quality tubes of many varieties, instrumentation grew by leaps and bounds.

Then, in December 1947, Dr. William Shockley of the Bell Laboratories changed the course of history by demonstrating to his colleagues a newly discovered device exhibiting the "transistor effect." From this demonstration at Bell Laboratories in New York City on June 30, 1948, sprang one of the most important inventions of the 20th century—the working transistor. For their development efforts Bell Telephone scientists John Bardeen, William Shockley, and Walter H. Brattain received the Nobel Prize in Physics in 1956.

The transistor launched a new

era in science and technology: Advances in making transistor junctions soon led to devices such as integrated circuits, microprocessors and large scale integration. And still the R&D continues.

Broadcasters and broadcast equipment manufacturers were ready and willing to adapt transistorized technology to instrumentation for compactness; long-term, low-maintenance service; space savings; high flexibility; and reduced cost. These advances in instrumentation have been reported consistently since **Broadcast Engineering** began its pioneering publication in 1959. When the first automation efforts occurred, **BE** was there; when the first satellite was launched for communication purposes, **BE** was there; when microprocessors began to be used in broadcast instrumentation, **BE** was there to report the products.


The microprocessor for dedicated instrumentation is now a technology that's revolutionizing broadcasting equipment, but there's more to come. LSI is beginning to make its impact, and interfaces to

central computers is becoming fairly commonplace. Still, there are many advances to be made in using computerized controls for broadcasting purposes, both in technical operations and in the business phase of broadcasting.

Digital for video is certainly at hand. At the March NAB in Dallas Sony introduced its digital video recorder, Quantel introduced its experimental video film library, and Bosch-Fernseh introduced its digital cassette library—all designed to satisfy the industry's growing curiosity about how digital and video can become practical broadcasting tools. The industry stands poised, but the SMPTE convention in San Francisco last February indicated that digital for television will not become truly practical until perhaps the 1985 period.

Nevertheless, the industry is on the threshold of a new era in digital communications. And all this excitement stems from the development of the solid-state devices that permit signal handling capabilities with ever growing complexity. □


**The first point-contact type transistors** assembled at Bell Laboratories on December 23, 1947, amplified electrical signals by passing them through a solid semiconductor material, basically the same operation performed by present junction transistors. (Photograph courtesy of Bell Labs)



**Dr. John Bardeen, Dr. William Shockley and Dr. Walter H. Brattain** are pictured with apparatus that led to the invention of the transistor in 1948. The trio received the 1956 Nobel Physics award for this invention. (Photograph courtesy of Bell Labs)








A top view of a silicon transistor with a cut-off frequency of more than 7 GHz shows the interdigital arrangement of the two base contacts flanking the center emitter contact. The light rectangular outline around the aluminum contact fingers is the boundary of the boron-diffused base region. (Photograph courtesy of Bell Labs)



This CDL editor (EDS-200), introduced at the NAB convention in 1973, used the Intel 4004 CPU and appeared to be the first instrument for broadcasters and producers to use microprocessors.



Microprocessors, such as the Z80 shown hand-held next to a plug-in card for the Cetec 7000 automation system, are revolutionizing instrumentation for broadcasters.

# OTARI BROADCAST RECORDERS



MX-5050-B

A complete line of professional tape machines (from one to eight tracks) built to meet the current and future needs of the broadcaster (including AM stereo) for long term reliability, high performance, full production capability, and backed by a new expanded program of parts and technical support.

### MX-5050-B Compact Broadcast Recorder.

Newest version of this field-proven two-channel machine, widely used in broadcasting worldwide. Three speeds, 24 dBm headroom, dc capstan servo, and modular construction.



Mark II

**Mark II Broadcast Recorder.** Separate transport and electronics for mounting convenience, plug-in card electronics, complete alignment accessibility. Two-channel 1/4-inch or four-channel 1/2-inch models.



ARS-1000

### ARS-1000 Automated Radio Station

**Reproducer.** Two-speed two-channel stereo reproducer specifically for automation systems. Ruggedly constructed for long term reliability and continuous operation.

Call Ruth Pruett at 415/593-1648 for your nearest Otari broadcast dealer.

PREFERRED BY PROFESSIONALS

**OTARI**  
WORLDWIDE

Circle (65) on  
Reply Card

Otari Corporation, 981 Industrial Road,  
San Carlos, California 94070  
415/593-1648 TWX 910-376-4890



# Case study: A look at video

By Birger Anderson, producer-director, Computer Image

Most of the dazzling, electronic video effects seen on television commercials and broadcast promotional material today are the result of pioneering and development by Computer Image Corporation of Denver.

It all started back in the mid 1950s when Lee Harrison, III, started dreaming about combining art and electronic technology to allow artists and animators another medium with which to communicate—television. He began creating such a system after adding an engineering degree to his fine arts degree in 1959.

"We made an electronic beam behave like an artist's paint brush," Harrison said, inventor of ANIMAC, SCANIMATE and CAESAR computer animation systems and now president of Computer Image Corporation in Denver, CO. "With the breakthrough of being able to manipulate video signals with precise control over position, timing, color and intensity we helped change the look of television commercials and broadcast promotions during the 70's" Harrison stated.

Ten years of experimentation with computers, video and associated electronic controls resulted in over 19 patents in a field so new that the patent office had to set up a separate category under the heading of "Electronic Image Generation and Animation." The engineering of this new technology earned Comput-

er Image Corporation an Emmy in 1972.

The first machine designed during the development stages in the 1960s was called ANIMAC. This device was capable of 3-dimensional animation, but represented a greater complexity than required by the animation industry. It was a combination analog and digital system, with the analog portion controlling the video signals of the imagery and the digital handled the precise timing of all elements. The video produced animation was then recorded on B&W film and color added during laboratory processing.

The next breakthrough was the development of a surface characteristics camera, which was operational by late 1969. This was the forerunner of the SCANIMATE system and could be manipulated to distort a planer surface into the third dimension. The first commercial production was done on a prototype in 1970 at Denver.

Whereas ANIMAC generated its own images, the next generation system, SCANIMATE viewed a piece of B&W artwork in the form of high contrast line negative. By using scan conversion the system was able to directly effect the manipulation of the television raster. This system was an entirely different approach to most computer animation methods which use mostly digital technology. Using strictly digital technology to animate an existant or non-existant object re-

quires that the object has to be mathematically definable in order to program the computer to generate an image. This often is a time consuming and costly process but by using a strictly analog system such as SCANIMATE, the most simple form of art work can be transformed into complex, free flowing patterns or animates representing existing or non-existant objects without complex programming. The SCANIMATE system was a commercial success and a number of machines were built during the 1970s and are presently in use producing commercial animation at Computer Image Corporation, Denver; Image West in Hollywood; Dolphin Productions, New York City; and Far East Laboratories in Tokyo.

The third system to be developed at Computer Image Corporation is the CAESAR system, (Computer Animated Episodes Around Single Axis Rotation). It is capable of animating multiple characters in full color with lip sync over art or live backgrounds and you can see a finished scene the same day.

The procedure used to produce animation on Scanimate is similar in many ways to the one used with CAESAR. What differs is the way the operator controls the system and the type of animation attempted.

Inclusion of a digital computer in CAESAR makes its operation simpler, and enables precise timing and positioning of the animation as well



# animation

as the production of long sequences. There is only one production CAESAR in operation and it is at the Denver facility. The experience gained while creating animation for a broad array of clients has given birth to a computer animation system of great power and versatility.

Although the emphasis was on developing and producing video electronic hardware during the early years production of software also was carried on. The first broadcast commercial for television was done in late 1969 for Home Federal and broadcast in the Chicago area. Since then thousands of television commercials and broadcast promotions have been done using the two systems or SCANIMATE and CAESAR together at the Denver facility.

With the present emphasis on production, research and development is not being ignored. Both animation systems are continually updated and improved to give better quality and shorter production time.

A breakthrough was unveiled at the recent '79 NAB Convention in Dallas: full-color animation with images compression and rotation. The demonstration used a videotape of a KOLN-TV station promo for *HEE HAW* and *The Muppet Show* that combined live action from the shows and graphic animation. The composite color image was then compressed, sectioned and rotated (like venetian blinds) and then rotated again on the Z axis. This



The SCANIMATE process allowed the simple form of artwork to be transformed into a complex, free flowing pattern. Pictured is an example of early SCANIMATE patterns.

The CAESAR system can animate multiple characters in full color with lip sync over art or live backgrounds. Pictured are animated characters from a public service announcement for the Department of Agriculture done on CAESAR.







lightweight and comfortable

## headsets

- Independently wired phones
- Intercom and Sportscaster Applications

Literature on request from

*Television Equipment Associates, Inc.*



Box 260, South Salem, N.Y. 10590

Tel: 914-763-8893  
TWX: 710-575-2600

Circle (66) on Reply Card

## RESISTIVE PAD MANUAL

**B.E. ANNIVERSARY OFFER  
SAVE 20%**

If your studios use resistive pads, this unique manual belongs on your shelf.

When you need an H pad, why search for resistor values in the back of equipment catalogs? RESISTIVE PADS gives you easy-to-use charts of precise resistance values for T, H, Pi, and O pads in 1 dB steps up through 60 dB!

PLUS a detailed description of VU meter pads, complete with pad chart, PLUS information on bridging pads, splitting pads, attenuation measurement, and more!

To celebrate Broadcast Engineering's 20 years of service to the industry, Electric Sound offers the RESISTIVE PADS data manual at a 20% SAVINGS. For your copy, send \$5.50 (postpaid). Your satisfaction is guaranteed.

Offer expires June 30, 1979  
**ELECTRIC SOUND OF MINNESOTA**  
P.O. Box 634  
Anoka, Minnesota 55303

Circle (67) on Reply Card

## Computer animation

latest breakthrough is part of the development of the System IV computer animation system that will be operational in the summer of this year. With each new generation of computer animation systems developed at Computer Image Corporation, the operation gets easier, requiring less training and special skills for operating.

According to Harold Abbott, vice president of production, "Full-color animation is but one of the recent innovations. We have also developed realistic shaded metallic effects with absolute control of reflections in every surface and we can do it just as easily in a glass or crystal effect."

Experiments in new ways to use electronic video animation are always being explored at Computer Image: animating weather forecasts in a simple, accurate visual style that everyone can understand; edi-

torial page type cartoons by leading political cartoonists have been animated quickly and successfully on the CAESAR system and reconstructing air crashes by adding visuals to the flight recorder data to aid in identifying causes of specific airplane crashes are but a few of the many continuing explorations for new uses of computer animation.

With the new "System IV" computer animation system starting off the decade of the 80s it is not unforeseeable that computerized electronic video animation could be quickly produced and the results or finished product could be delivered to the client or a commercial broadcaster via telephone lines in a matter of minutes. Dreams and ideas exist today that could make Computer Image Corporation the Polaroid of the computer animation industry, one step instant animation. □

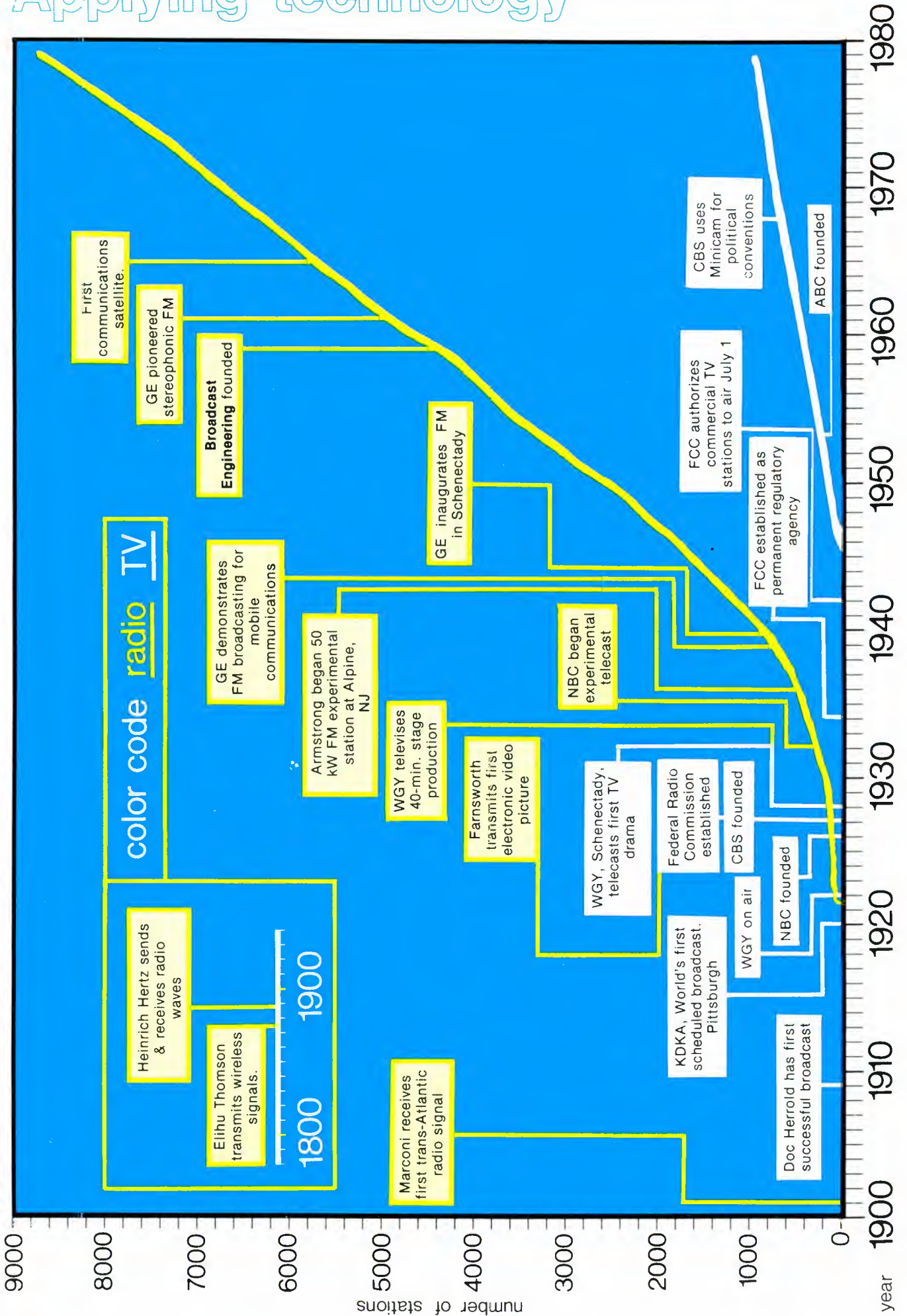


The master switcher control room with the microprocessor in the foreground, syncs up signals from CAESAR and SCANIMATE and routes them to the VTR room.



# Applying technology

## Major industry milestones





# Case study: K101, an FM pioneer

By Jim Gabbert

The saga begins in 1956 when my partner, Gary Gielow, and I decided that since we liked working in the Stanford radio station so much, it would be nice if we could build our own station when we graduated. Since Gary was a psych major with a good business mind, and I was in engineering, we figured that we had the basic necessities to do this, and all we needed to do was raise some money.

The first trip to the FCC's local office revealed that there were no AM frequencies available in California, but there were 12 vacant FM frequencies, and if we wanted one, we could have one. Earlier, FM had made a very small splash and then had gone away and died a quiet death. (Those 12 vacant FM frequencies had once been occupied). There was nobody manufacturing FM transmitters anymore and only Zenith and Granco still were making FM radios. I was supposed to be responsible for all the engineering on our radio station and I didn't even know what FM was. All in all, things didn't look too good, but we were young and we wanted a radio station and we didn't know it couldn't be done.

We figured that we could graduate from college and get high paying jobs and build the radio station in our spare time...just for fun. The jobs would support the station (by this time, we realized that we were not going to make a fortune with an FM station). FM just wasn't happening. Where would we get the money? We pooled our resources to come up with the \$6000 we needed and were short by about \$5300. And we still didn't have a place for the antenna. Since money was the more difficult of the two problems, we went off looking for an antenna site and found the perfect place on 2400-ft Kings Mountain behind the school campus. The owner of the land got so excited by our project that he volunteered to co-sign the necessary loans and we were on our way. He also owned a 120-year old adobe hut which we moved up to the mountain top to become the first studios.

We chose 101.3 out of the 12 available frequencies and called it KPEN, the city of license being Atherton on the San Francisco

Peninsula. To show how times have changed, our original application was 20 pages long and the CP came through in 45 days. We rented a D-10 caterpillar and started clearing the land. We sold the trees for firewood and used the money to buy a new RCA console.

KPEN signed on at noon on October 27, 1957, with an effective radiated power of 1500 W. The emphasis was on superior sound and within a couple of months, the station started showing up in newspaper polls. Our advertisers were getting good results and there was so much hub-bub about the new hi-fidelity FM that national advertisers phoned in buys during the second month on the air. Within three months, we had increased power to 5 kW and business was almost too much to handle. In fact, things were going so well that another application was submitted for an increase in power. We considered this a mere formality, because the FCC had given us everything we had asked for. With visions of 50,000 W on the air 24 hours a day, we hired an announcer to help out while I was still in class at Stanford. And the commission did not grant the application.

Prior to action on this application by the FCC, we realized that it would be prudent to move the station to San Francisco as quickly as possible, as obviously it was better to have a radio station licensed in San Francisco than in the suburban town of Atherton. At the completion of this move, KPEN ended up with a maximum radiated power of 125,000 W and an antenna height above average terrain of 1420 ft.

At this time in the history of FM development, the maximum power of an FM transmitter was 10,000 W and, to achieve 125,000 W without utilizing a super high gain FM antenna which would not work well in the rugged terrain of San Francisco, we had to develop a directional FM antenna. The basic design for this antenna is still in use by the station and is the grandfather of all the high power FM panel antennas. Many companies have since duplicated the design of this antenna (back in those days it was all horizontally polarized).

The only 10,000 W transmitter

available was a 1946 Western Electric 506B-2. These transmitters were notorious for poor tube life and, at \$500 a final tube, was something we could not afford, so a research program was started by Eimac to develop a ceramic triode transmitter tube for FM. The people at Eimac felt that there would probably be a market for 10 kW (and higher power later) FM transmitters. The first 3CX 10,000 A3 ever put into FM service was used in our Western Electric transmitter, and was designated an X762B. At the same time that Eimac was researching this project, we were conducting experiments with zero bias triodes and grounded grid circuits. Today, these are standard in most FM transmitters.

The first three years that the station was on the air, we did a great deal of experimenting with stereo and, in 1961, we became the first station west of the Mississippi to broadcast in stereo, which opened up the proverbial can of worms for receiver manufacturers. Being the first to do something is always difficult, because there is no yardstick against which to measure performance. In this case, we were using a stereo generator that was a prototype and there were no receivers available to see if the system worked or not.

When receivers finally appeared, all but two distorted the signal on the high end, but since this was not happening in any of the Eastern markets which were broadcasting in stereo, the manufacturers said it was our fault. After much investigation, we found that it was indeed our fault because our fidelity was superior to any other station in the country. At that time, there were two basic design concepts. The GE circuit received a 19 kHz pilot tone, doubled and amplified it and reinserted it in the decoder. The Scott receiver, which did not distort, was a time division decoder. Since we were using STLs instead of phone lines, and really high fidelity cartridges, our high frequencies were getting in the 19 kHz doubler circuit and creating severe distortion.

Needless to say, all of these receivers were eventually recalled and the systems were changed, but in the first year of FM stereo, there were more stereo sets in San



Francisco than in any other market in the country. Because of our tenacity, we were honored by the Electronic Industries Association in Washington, DC, who attributed the success of FM stereo to what happened in San Francisco, as it had originally failed in both Chicago and Los Angeles, and we were the only FM stereo station in San Francisco.

The FCC decided to issue a Notice of Proposed Rulemaking, Docket 14185, which established the table of allocations for FM stations in the country. In this docket, they changed California, south of the 40th parallel Chicago, Detroit and other areas to Zone A, which permitted only Class B FM stations, with a maximum power at that time of 20,000 W at 500 ft.

Imagine the panic at KPEN—a station with 125,000 W and nearly three times that elevation! All efforts were concentrated on protecting rights for the super powered FM stations. We organized the broadcasters in Northern California, and ran a simultaneous program with all stations tied together, making a public appeal to write the FCC. All stations reduced power during the broadcast to show the public the negative impact such a reduction would have on service. This was copied in Los Angeles and other markets, and we were successful finally, in 1963, in establishing grandfather rights for those stations which had power in excess of a Class B station.

With this victory, we again turned our attentions to develop circular polarization to help FM car radio reception. We received an STA from the commission in the latter part of 1963 to start testing the effects of adding a vertical component to the existing horizontal signal. Another Western Electric 10 kW transmitter was purchased and modified with the Eimac tube to provide the additional required power. Separate vertical dipoles were manufactured and installed on the tower. With this setup we were able to vary the phase relationship and the amplitude so that we could go from a horizontally polarized signal to a circular pattern. Monitoring points were established in rugged areas of San Francisco.

In order to quantify multipath, the left stereo channel was modulated with 400 Hz, and by using a specially calibrated mobile FM stereo receiver with a chart recorder connected to the right channel, we could plot any loss of stereo separation which would be attributed to phase distortion. As the vertical

component in the transmitted signal was increased, we found the condition to be substantially improved for optimum stereo reception.

At the same time, Lew Wetzel of WFIL-FM was proving to the FCC that the vertical component did not extend the station's 1 mV contour. With these two reports, the FCC decided that it would indeed be in the public interest for FM stations to transmit with circular polarization. This is the standard today.

In 1968, the other two partners in KPEN decided to sell me their stock. Up until then, the station had been one of the most successful FM stations in the country. However, as competition increased, the ratings took a nose-dive. It was decided to change the call letters from KPEN to KIOI, and call the station K-101, which everyone said wouldn't work—look at all the Z93's, K102's, 97K's and W104's that have followed in the footsteps of K-101 which, by the way, is a registered trademark.


In our efforts to better cover the San Francisco market with an FM signal, we bought an AM radio station, as we found that AM miraculously was free of multipath and picket fencing in car radios. Immediately upon acquisition of the AM station, we started to work on improving the fidelity on AM, trying and testing everyone's black box, magic audio processors, transmitter modifications and broad-banding antenna systems. One of the positive results of these efforts was that

other stations in the area had to keep up and spend a lot of money on new equipment to improve their audio. As a result of these competitive endeavours, radio technically improved in the Bay Area.

In 1967, our AM station received an STA to experiment with a Motorola AM stereo system. This was the third AM stereo transmission in the United States. The conversion of the transmitter was relatively simple and took approximately one hour to have the station transmitting a good AM stereo signal. Extensive measurements were conducted and submitted to the FCC at that time.

Recently, we broadcast a special 12-hour live simulcast with Channel 26, one of the local UHF television stations. It was Tune In And Watch Your Radio day. A complete video control room was constructed at the K-101 studios, using four color cameras, chroma-key, and many other special effects. Out of all events that we have done over the past 20 years, this one generated the most enthusiasm from the public. It was the most exciting day in the history of K-101.

Starting with two people, a very little bit of money and an old adobe hut, K-101 today is the flagship of a fleet of four and employs about 85 people. In dollars, it's worth quite a bit more than the \$6000 it took to start with back in 1956. Its accomplishments over the years in the field of FM broadcasting are priceless. □



K101 began as KPEN-FM in a mud hut on the top of Kings Mountain in Atherton, CA, October 27, 1957.



## Case study:

# Past and future technical achievement at KTLA

By Edward H. Herlihy, vice president of engineering, Golden West Broadcasters

For over 32 years, the West's oldest television station has been innovating and pushing the bounds of television technology. Today, KTLA in Los Angeles ranks as one of the top independent television stations in America, both in ratings and technically.

After World War II, an experimental television station was constructed on Mt. Wilson, CA, W6XYZ, licensed to Paramount Pictures. That experimental license was turned into KTLA on January 22, 1947. The transmitter was a composite of various manufacturers. Some of it was home brew. In one form or another, it remained on the air until 1966. Perhaps the life span of the transmitter best exemplifies the ingenious engineering talents of KTLA's personnel, headed in the early years by Klaus Landsberg.

Over the years, KTLA has engineered its way to many successes. Long-time KTLA engineering department employees rightfully claim that electronic journalism (ENG) was pioneered at KTLA. Live remotes have been the forte of the station from its inception.

Various and sundry remote vehicles were designed through the years by the KTLA engineering staff, including several versions of the "telemobile" and two versions of the telecopter.

The first telemobile was built in a Ford station wagon, utilizing black and white equipment. The vehicle was totally self-contained, including a complete microwave transmission system enabling it to transmit while in motion. Subsequently, a more rugged vehicle was utilized with 4-wheel drive that is still in existence today, utilizing a portable color camera and a portable 1-inch videotape recorder.

KTLA is probably best known for the invention of the "telecopter." The initial attempt was a hand-held black and white vidicon camera out the side door of a Bell type-47 helicopter. A microwave antenna was suspended below the copter for transmission.

The ultimate telecopter was built in a Bell Jet Ranger utilizing a Philips portable color camera,

remote-controlled from the ground and a servo-controlled microwave transmission system to ensure proper orientation to the receive site at all times.

Through the years, technical achievements have been the byword with KTLA engineering. The early years of black and white saw developments in kine recording, long distance microwave and full-fledged studio and remote productions.

The advent of color saw the station in the vanguard with the purchase of very early RCA TK-40 live color cameras. These were later traded for TK-41s, which performed long service until the advent of the Plumbicon camera in the mid-1960s. Today, KTLA operates 16 PC-70 cameras, as well as five TKP-45 portable color cameras.

Videotape entered the scene early in the game at KTLA. The four original Ampex VR-1000 Bs purchased in 1959 still are running today, 20 years later, in a highly-modified form.

In 1966, a decision was made to purchase a new transmitter. The station purchased the first low-band parallel transmitter built in the United States. It was placed in a new building with the latest innovations, including a 2-level microwave room shielded from the elements by fiberglass panels. This room houses a number of large remote-controlled microwave dishes used for KTLA's mini-remotes.

Subsequently, the transmitter was completely remote-controlled in 1975, with a sophisticated, computer-operated system that provides logging at the studio and the transmitter, complete parameter logging on a separate printer, automatic vertical interval test signal logging, and a 2-way teletype communications with the transmitter for maintenance messages. The system is all but ready to operate on "ATS" when it is approved.

Perhaps the biggest change at KTLA technically started in 1975. On-air switching, videotape, telecine and master control were in need of major revamping and updating. A capital investment program was developed to take KTLA operations from basically a 1950s

vintage, from an equipment point-of-view, to a station of the future. Automation was the key word—not just in switching on-air, but in the entire system from traffic through videotape, telecine, master control to the final switching system.

A large, sophisticated Grass Valley automation computer system was tied to the BIAS traffic system, to the two ACR-25 videocassette machines and to other equipment in the station. Today, the entire day's log is delivered from the traffic system electronically to the engineering automation system. The technical director on duty has only to enter some of the machine assignments and a few minor embellishments prior to having this electronic log operate the automation for the entire day. The ACR-25s are totally operated by the automation computer. Basically, the ACR-25 operator loads upcoming cassettes in a random sequence in the bins. The cassette machine then identifies each cassette and sends a table of contents to the automation computer. The computer sorts out the cassette and sends back a play list to the ACR-25. Further, the system is sophisticated enough to allow a 3-hour "look ahead" of any cassettes that are inside the ACR-25. If the cassette is to be used in the next three hours, the cassette is allowed to stay in the machine. If it is not, a light flashes on the bin number and says "take me away."

KTLA is now looking forward to the 1980s and new developments in broadcasting and related services.

Already, the station is deeply involved in 1-inch videotape. Two Type C 1-inch studio machines have been in operation for more than eight months. They are being utilized for news recording and other in-house productions.

A newly-designed and constructed mobile unit has just recently had installed portable 1-inch Type C machines. The vehicle also houses two complete on-board power systems so the station can continue to perform "go anywhere" remotes, but still provide complete production facilities and comfort.

Application has been made to the FCC for a satellite earth station in





Gene Autry, second from left, shows off KTLA's vintage 1965 mobile units. The Telemobile directly behind Autry still is in operation.



Independent productions benefit from the \$2.5 million renovation that equipped the six KTLA sound stages with such equipment as this Grass Valley switcher in the Stage 2 control room.

conjunction with CBN. The station is also seeking to install an RCA earth station to receive syndicated programming, as recently announced by RCA.


Perhaps the most exciting view of the future held by the KTLA Engineering department is the advent of the all-digital television station. Evaluations are already being made on digitally-controlled cameras and digital videotape recorders.

By 1987, it is estimated that KTLA

will have in operation an entire digital video system from the studio to the input of the transmitter. At least the plans are being geared towards a target date in the late 1980s.

The past 32 years of KTLA's engineering history have been exciting and innovating. The future, even on a near-term basis, appears to be even more exciting and gives KTLA more ability to innovate in technical achievement. □

## NICKEL CADMIUM ENG. BATTERIES AND ONE HOUR AUTOMATIC CHARGERS



For **ALEXANDER** Nickel-Cadmium **REPLACEMENT BATTERIES** For...

**SONY (BP20) – JVC (PBP-1)  
AKAI (PACK) – etc.**

CHARGERS WILL AUTOMATICALLY CHARGE IN 1 TO 4 HRS. DEPENDING ON CAPACITY... (SWITCHES TO TRICKLE)

Write Wire or Phone

**ALEXANDER manufacturing co.**

Box 1645 Mason City, Iowa 50401  
Phone (515) 423-8955

Circle (69) on Reply Card

## TECHNICAL PROBLEMS

PLEASE STAND BY



Tape tension in your video recorder or player is the most important factor for trouble-free operation. Using the **TENTELOMETER®** will save your tapes and help assure high quality reproduction. It is so easy to use, even a non-technical person can perform critical maintenance checks. Send for our complete data sheet and a free copy of the 16-page tape tips instruction manual. Price \$195 complete.

50 Curtner Avenue  
Campbell, CA 95008  
(408) 377-6588

See us at the L.A. VIDEOSHOW, Booth 630.

Circle (70) on Reply Card

May 1979 *Broadcast Engineering* 93



# TV in the Bay Area as viewed from KPIX

By Donald E. Lincoln, transmitter supervisor, KPIX, San Francisco

Television began in San Francisco more than five decades ago. Does that statement seem strange? Modern, post-war television began in San Francisco on December 22, 1948, when KPIX started regular broadcasts. But, the experiments of Philo T. Farnsworth and a small group of co-workers formed the precursor of modern TV back in the 1920s.

It was Farnsworth, working in his San Francisco laboratory, who perfected scanning techniques which are the heart of the TV system we know today. Farnsworth was responsible for the Image Dissector pick-up tube which, up to the invention of the vidicon, was one of the finest flat field pickup devices known. The image dissector was only practical for film reproduction because of the extreme amount of light it required. It was used in early day pre-war motion picture reproduction, but was later replaced by the easier to use iconoscope.

During the 1930s, television as an entertainment medium was largely ignored. Experimental stations in Los Angeles, New York and elsewhere broadcast on an off and on basis, sometimes only once or twice a week for a couple of hours. A guttapercha statue of Felix The Cat was placed on a slowly revolving platform and used as a "live

model." Technical development was more important than aesthetics in those days. New pickup tubes were developed, circuitry was improved, but no real, large-scale push was made to develop TV into what it is today.

By the late 1930s, fairly acceptable images were being produced by RCA, Dumont and others. It was during the 1939 World's Fair in New York and the Golden Gate International Exposition in San Francisco the same year that exhibits of live and filmed television were demonstrated on a large scale for the first time. At the San Francisco Exposition the RCA company had a large exhibit which featured live television. The models could stand the hot lights for only a limited period; the studio areas were small, hot and suitable only for interviews and commentary.

The public was allowed to walk through the TV studio and stand in front of the camera for a few seconds. Friends and family members were able to watch on monitors outside the booth. It was great fun, the lines were always long and the crowds enthusiastic. The interest caused by this first mass demonstration of television at the two fairs sparked an interest in television broadcasting. Both expositions ran for a second season in 1940, but war had started in Europe. This

country was not yet affected and some proliferation of television broadcasting occurred. When the United States entered World War II, all TV operations came to a halt.

Following World War II, which produced so many scientific advancements, TV was to come of age. The Federal Communications Commission promulgated new rules, set new standards and allocated new frequencies. Channels 1 through 13 were allocated and applications accepted. Prior to the issuance of any license for Channel 1, the frequency was assigned to other services and there never was a Channel 1. As usual, the East Coast and Los Angeles were the first to have new stations; others followed soon. And as mentioned earlier, KPIX began broadcasting at the end of 1948.

The early days of television were about the same everywhere. There were no experts; all those involved, usually recruits from radio, learned together. The equipment manufacturers would send out some of their people to help get things started, but this provided little additional expertise. Improvements and changes came fast. Things that had been undreamed of became standard practice in a matter of weeks or months.

The newest status symbol became a TV antenna on the roof. Sets were

**Felix the Cat** was the first TV star. This is a guttapercha model, the same type used in early experiments.



The first sports remote took place at the East-West Shrine Game on January 1, 1949.







The living room in the Sutro Mansion was used as the studio by KGO-TV and later as the transmitter room by KPIX. Note the ornate ceiling and chandelier.



The subject for the *Hobbies on Parade* show for this day was amateur radio and hamming.



The first Pool pickup in San Francisco took place at the San Francisco City Hall where General Douglas MacArthur was speaking.



The present KPIX television tower extends beyond the fog and overlooks the San Francisco skyline.



## Bay area TV

expensive and not always reliable. Sometimes there was a waiting list to get one. Some people installed antennas on their homes when they didn't own a TV set. To the friend or relative who would come by to view the new communications miracle, it was explained that the receiver was in the shop for some sort of repair. Nobody cared, it was all very exciting—pictures through

the air. People would stand in front of a department store window to watch a test pattern.

Those who did own a set had almost total strangers coming by asking to watch. Friends would bring over friends and soon there could be as many as 20 people trying to watch a 10-inch screen. In those days most sets had either a 10-inch or a 12-inch screen.

One day a lady called KPIX to inquire if it was broadcasting 10-inch pictures or 12-inch pictures. It seemed that she and her husband were contemplating the purchase of a receiver and didn't want to buy the wrong size. It was all very innocent. People would watch anything, even a test pattern which was broadcast several hours daily to allow installers to 'line up' new sets. If there was anything on the screen, somebody would be watching.

At this point it might be well to review some of the topographical features which make the San Francisco area a reception nightmare. San Francisco is an area of many hills and valleys. The coast range extends both north and south from the Golden Gate and to the east there is the secondary range of hills which separate the bay area from the central valleys of California. The foothills of these ranges form the primary service area for the San Francisco television stations.

Shadow studies conducted at the Army Engineer's bay model in Sausalito, CA, indicated that there were several possible locations which showed promise. Mount Diablo, to the east, offered a good overview of the entire area, but there were major shadow areas, too many in the primary service region. Mount Sutro, in the center of San Francisco, was very promising, but at the time the owners of the property were not interested. Mount San Bruno, to the south, was somewhat higher than Mount Sutro, however, it had severe shadows on the north side of San Francisco and elsewhere. Mount Tamalpais, to the north, had disadvantages similar to Mount Diablo. There seemed no truly ideal location.

The site finally selected was the Mark Hopkins Hotel on San Francisco's Nob Hill. One of the reasons for selecting the hotel was that KPIX's parent company, KSFO Radio, had studios located in the hotel and there was room for the TV studios as well. KSFO was to subsidize KPIX for a while until advertisers became convinced that TV could do a selling job for them.

The original transmitter plant was located at the top of the hotel, above the level of the world famous Top Of The Mark lounge. This made the transmitter sort of the Top of The Top Of The Mark. Within a short while it became apparent that the hotel location could not be a

# Football Special

Shure M-67 Mixer  
Telex Sportscaster Headset  
Electrovoice 635A Mike

**All Three Only \$319<sup>00</sup>**

Prices are cash - with - order, UPS  
prepaid and expire 7-31-79.  
Stations concentrating most of their  
purchases with us receive a significant  
benefit — write for details.

*David Green*

P.O. Box 590/Leesburg, Virginia 22075. Phone 703-777-8660

**broadcast consultants corporation**

Circle (71) on Reply Card



long-term location, nor had there ever been plans to stay there permanently.

In the meanwhile KGO-TV, Channel 7, had concluded negotiations for purchase of the Sutro property. They moved into the old mansion and began telecasting in mid May of 1949. KRON-TV, Channel 4, chose the Mt. San Bruno location and went on the air November 15, 1949. In early 1952 KOVR assigned to Stockton in the Sacramento valley began telecasting from Mt. Diablo with studios in both San Francisco and Stockton. In addition, a pioneer in the UHF field, KSAN-TV, Channel 32, came on the air from Mt. Sutro. Early in 1952 KPIX began construction of a new transmitter plant at Mt. Sutro; their operations began from that location in May of 1952.

From the foregoing it appears that the viewer was in a quandary as to which way to point his antenna. Certain parts of the city would receive some stations better than others and the antenna rotor manufacturers did a good business.

Always competitive in the areas of programming and sales, there existed a good deal of cooperation among the different stations' engineering departments. No one ever stayed off the air for lack of a part or a tube which could be borrowed from one of the other stations. Breakdowns were common and hints and tips were shared unselfishly. The first Pool Operation was during the return of General Douglas MacArthur from Korea. This was an event of major importance and certain feeds from specific cameras were shared. San Francisco was feeding the rest of the nation and it was a big boost for local television.

Live sports coverage was a major item in the programming schedule of all of the local stations. Baseball, football, boxing and of course wrestling, were all covered for better or worse. There was no instant replay, no color, and sometimes only one or two cameras. All things considered, it was pretty good coverage.

At the very beginning, station employees would come in on their day off just to watch. Hours were long and the pay was low. The engineering staff worked together on all manner of problems; those who didn't cooperate didn't last long. It was hard work, long hours, but everybody loved it. It was the start of a new industry. By the mid 1950s television's adolescence was over. Owning a TV set was no

longer a status symbol, but a necessity. The stream of technical improvements which would occur in the next two decades was beginning to emerge.

Color was being broadcast on a more or less regular basis, at least by NBC, which was pushing hard after winning the fight from CBS over which system would prevail. The studio had become the factory,

Hollywood had made a marriage, if not of love, then of convenience with the emerging giant of the entertainment field. But sadly enough, that transmogrification process which led to Newton Minnow characterizing television as the "vast wasteland" had already begun. For those who had been in from the beginning, it wasn't quite as much fun anymore. □

## Introducing The Galaxy

Our 12-C became the first broadcast standard turntable. We've bred this to become the second.



- Variable Speed Control
  - Slip Cueing
  - D.C. Motor
- Back Cue (*no motor drag*)
  - Instant Start
- Direct Speed Read-out on LED
  - Solid State Circuitry
  - Remote Start/Stop



© QRK Electronic Products, Inc.

CALL TOLL FREE (800) 344-2181

Californians call collect (209) 251-4213

1568 North Sierra Vista  
Fresno, California 93703

Circle (72) on Reply Card

May 1979 *Broadcast Engineering* 97



# Radio pioneers

It is difficult to believe that just 60 years ago communication by electronic means was merely a dream in the minds of a few people. Today broadcasting plays such an important role in society that it is hard to imagine a way of life without it.

Who was first in broadcasting? That's a difficult question. Much depends on what is defined as broadcasting and whom one interviews. On the radio side there were five stations that exhibited a rich tradition in being first in broadcasting: KDKA of Pittsburgh, WWJ of Detroit, Doc Herrold's Station at San Jose, WHA of the University of Wisconsin and WGY of Syracuse. Each of these stations were first in their own way, and each played


significant roles in establishing the foundations for radio broadcasting.

Because of limited transportation and primitive, handmade equipment, each station truly has claim to being the first in many ways. The stations were essentially isolated geographically and were the developments of inventive minds of the time. In this anniversary issue **Broadcast Engineering** applauds their pioneering accomplishments in broadcasting and wishes them good fortune in continued public service.

Over the years, **Broadcast Engineering** has covered all of the developments associated with radio broadcasting, including the efforts to improve sound quality and transmission. The latest in these continued efforts by the industry to produce better sound, and **BE's** contin-

ued coverage of this technology, is in the area of digital audio techniques. Last year at the AES convention in New York City, a considerable amount of attention was given to the technology of digital techniques for audio processing, and in demonstrating the latest equipment associated with digital audio. There is no question that digital (at least in the audio field) is firmly entrenched in audio processing and broadcasting. However, the lack of standardization is a serious handicap to the industry and must be resolved before digital broadcasting can become a mature industry. As this occurs, and it surely will, **Broadcast Engineering** will continue its service in covering the technology for its extensive readership.

Early station operation at KCBS. Note phonograph for broadcasting music and early instruments for power measurement.



The plaque dedicated to station KCBS, San Jose, in 1959 by the San Jose State chapter of Sigma Delta Chi.






# Our new receiver couldn't care less where your ENG crew goes.

With Farinon's new FV2CR Central Receiver, you can now send your ENG crew to wherever the action is. And minimize the problems of weak signals and distortion. That's because this outstanding receiver has an unsurpassed 82-dB dynamic range. When signal strengths vary due to different transmission distances, the FV2CR compensates automatically to assure optimum performance.

For transmissions as far away as 300 miles, the FV2CR can operate with a minimum system fade margin of 20 dB. And with the ENG crew as close as 1/8 of a mile, the receiver's front end won't overload and cause distortion like other receivers.

The FV2CR provides 21 synthesized channels in the 2-GHz band. By instantaneous phase-lock loop, the channel you select (manually or remotely) is the channel you get. And the receiver's unique, extremely sharp IF SAW filter provides excellent selectivity of at least -45 dB with maximum half-channel rejection. Also its noise figure of only 3 dB is tops in the industry.

Now you'll have a new degree of freedom in news coverage. So you can send your ENG crew wher-



ever the action is. And Farinon's new FV2CR Central Receiver couldn't care less where they go.

Farinon Video also offers portable and mini-portable video transmission systems, STL microwave radios, FM transmission channel systems, as well as video baseband treatment units and ancillary equipment.

For information, contact Farinon Video today.

**Farinon**  
VIDEO

A Farinon Company

Main Office: 1680 Bayport Ave.,  
San Carlos, CA 94070; Telex: 34-8491  
Domestic, Phone: (415) 595-3500  
Export, Phone: (415) 592-4120


Canada: 657 Orly Ave., Dorval, PQ H9P 1G1  
Phone: (514) 636-0974; Telex: 05-82-1893;  
TWX: 610-422-4122

Circle (73) on Reply Card

May 1979 **Broadcast Engineering** 99




## Radio pioneers



Dr. Frank Conrad conducted the experimental work that led to the establishment of KDKA, Pittsburgh, which made its formal debut on November 2, 1920. Conrad was the first to use the term "broadcast" to describe a radio service.

Harold W. Arlin, the first full-time radio announcer in the world, did the first play-by-play of baseball and football and introduced many noted persons in their radio debuts on KDKA.



The Birthplace of Broadcasting at WWJ, *The Detroit News*, August 20, 1920. WWJ was the first station to be operated by a newspaper and the first commercial station to broadcast regularly scheduled daily programs. Early technicians included (left to right) Howard J. Trumbo, Elton Plant and Keith Benand. (Photograph by *The Detroit News*)





**"The TDF-1  
makes  
all our signals  
studio quality."**

**"The TDF-1 Digital Noise Filter has made a major difference in how our news feed looks..."**

"As a member of ITNA, we receive co-op news feeds from all over the world, and sometimes they are 6th or 7th generation converted from PAL by the time we receive them. The TDF-1 absolutely dramatically cleans up even the worst feeds. It makes us look live . . .

"Commercials shot with ENG/EFP equipment look better. It cleans up shots under existing light to the point where the client is happy with them . . .

"Overall, our day-to-day operations look significantly better."

— Hal Protter  
Vice President and General Manager  
KPLR-TV, St. Louis, Missouri

**"The TDF-1 has given us a consistent air look and higher overall quality - better than network ..."**

"It really makes life easier — it improves the signals that need improving and leaves the rest alone . . .

"We did a side-by-side test with a competitive unit, which we thought was pretty good, but when we brought the TDF-1 in — well, somebody had sure done their homework on it! It especially handles film grain better . . .

"It's fabulous on cartoons! By the time you run the TDF-1 up to its top correction, you end up with a signal that has no grain . . .

"I haven't seen anything it doesn't handle well."

— Jim Gonsey  
Chief Engineer  
KPLR-TV, St. Louis, Missouri



**TeleMation**  
A Division of Bell & Howell  
P.O. Box 15068, Salt Lake City, Utah 84115  
(801) 972-8000, Telex: 388-352

© 1978 Bell & Howell Company. All rights reserved. TeleMation and Bell & Howell are trademarks of Bell & Howell Company.

Circle (75) on Reply Card

May 1979 *Broadcast Engineering* 101



# Schneider

TV Lenses all  
over the  
world



## TV Lenses for 1 1/4" Plumbicon Cameras

TV 11 × Studio/OB	2.1/18-200
TV 13 × Studio	2.1/18-235
TV 15 × Wide Angle	2.1/16-240
TV 30 × Standard	2.1/20-600
TV 30 × Wide Angle	2.1/16-480
TV 30 × Tele/OB	2.1/33-1000

## TV Lenses for 1" Plumbicon Cameras

TV 10 × Studio	2 /17-170
TV 11 × Studio/OB	1.7/14-150
TV 13 × Studio	1.7/14.5-190
TV 15 × Wide Angle	1.7/12.5-190
TV 20 × Special	2 /17-340
TV 30 × Standard	1.7/16-480
TV 30 × Wide Angle	1.7/12.5-375
TV 30 × Tele/OB	1.7/26-800

## TV Lenses for ENG/EFP Cameras

TV 10 × Standard ENG/EFP	1.8/10-100
TV 15 × Wide Angle ENG/EFP	1.7/8.5-125
TV 15 × Tele ENG/EFP	1.7/16-240
TV 20 × Standard EFP	1.4/12-240
TV 30 × Standard EFP	1.4/11-330
TV 30 × Wide Angle EFP	1.4/8.7-260
TV 30 × Tele EFP	1.4/18.5-550


Jos. Schneider GmbH & Co.  
Optische Werke  
D-6550 Bad Kreuznach  
Fed. Rep. Germany  
Telefon (0671) 6011, P.O. Box 947  
Telex 0422 8C0



Circle (76) on Reply Card

102 Broadcast Engineering May 1979

## Radio pioneers



9XM-WHA on the University of Wisconsin campus, achieved its first successful transmission of voice and music in 1917. Pioneers in the establishment of the station, Malcolm Hansen (left) and Professor Earle M. Terry, are shown with early equipment. (Photograph by the University of Wisconsin)



Professor Terry is shown at work on WHA equipment in 1923. (Photograph by the University of Wisconsin)



The WHA master control room as equipped in November 1973. (Photograph by the University of Wisconsin)



# "This Auditronics 501 was one of TM Productions' first

boards six years ago and it still runs a tightly packed schedule of original vocal session recording and mix-downs", says Ken Justiss, Operations Manager of TM Productions in Dallas. "Since we do more commercials and station ID's than anybody else in the world, we produce literally thousands each year, and at some point they've all gone through this Son-Of-36-Grand (serial number 011)."

"There's not a faster board to work with than the Auditronics 501 whether we use it for building demos or complex production tasks. It's compact; all its controls are so very accessible even trainees become proficient on it quickly."

"Its reliability is outstanding. We've literally worn out the facers once, and we've changed a switch or two, but the things I've seen go wrong with this board in six years are so minor, it's a waste of time to even talk about. It's an excellent creative tool and I'd find it hard to fault our Auditronics 501 in any area. In fact, our success with this board was largely responsible for our buying three more Auditronics consoles."

If you'd like to know more about what Ken Justiss at TM Productions and over 300 other satisfied users think about Auditronics consoles, circle reader service number on card:



**auditronics, inc.**

3750 Old Gerwell Road, Memphis, Tennessee 38115 (901) 362-1350

Circle (74) on Reply Card






**WE  
DO MORE (for you)  
THAN SELL  
EQUIPMENT**

Let's face it. Even the best equipment is only as good as its installation.

At Audio Consultants, we pride ourselves on a quality of installation worthy of the finest equipment. Consider these facts:

- We are the exclusive dealer in the Southeastern United States for MCI consoles and tape recorders.



- We have designed and built some of the finest recording studios in the world.

- We are able to offer a turnkey broadcast studio package.

- Our systems design approach matches equipment to needs.

What does all of this mean? Simply put, our experience with multi-track recording studios puts us way out in front of the strictly broadcast supplier.

If you add it all up, here is the bottom line:

equipment  
+ experience  
+ installation  
= highest quality audio.

And that, as they say, is the sound of that tune.


**Audio Consultants, Inc.**  
1200 Beechwood  
Nashville, TN 37212  
(615) 256-6900

Circle (68) on Reply Card


**Radio pioneers**



**Franklin D. Roosevelt** as governor of New York broadcast at WGY in a similar manner that he would use a few years later in his presidential *Fireside Chats*.



**Kolin Hager**, the first voice of WGY, is shown with a collection of some early mics.

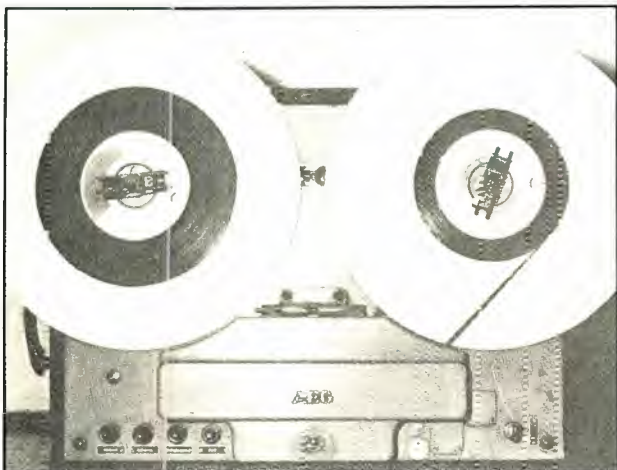


**Charles King**, WGY operations manager for the past 40 years, operates the minicomputer that controls the station's cartridge machines.





John Herbert Orr is shown receiving the Audio Pioneer gold trophy at the 1975 conference of the International Tape Association. Orr was instrumental in the development of the first magnetic recording tape for the armed services and the Ferro-Sheen tape coating process. Orr established Orrox Industries to provide material for the production of magnetic tape. The John Herbert Orr Collection of phonographs, radios, wire and tape recorders includes over 600 individual items valued at \$1 million.



One of the German Magnetophons captured at radio Luxembourg after D-day served as the basis for US manufacture of the Ampex and Rangertone audio recorders. (From the John Herbert Orr Collection)

# Perfect Levels



## ES 214 Dynamic Audio Level Indicator

made especially for the broadcaster and recording engineer

### Features:

- Peak Audio Levels or Apparent Loudness (Fast Averaging)
- Uses Standard V.U. Scale
- High Brightness, 3-Color Display
- Transformer Isolated Input
- Unregulated "Single-Supply"
- High Input Impedance and Sensitivity
- Low Cost

There are a number of Audio Level Indicators using L.E.D. bar graphs on the market today. Their acceptance is becoming widespread due to obvious advantages. However, the ES 214 gives you more: Transformer Isolated Input others consider too costly; A Power Supply Regulator on the circuit board, so you can use any unregulated D.C. voltage from +15 to +35 while others require dual supplies; The Standard Scale so you don't have to adapt to new numbers; and, the ability to select Peak Responding Mode or a special Fast Averaging Mode to approximate Apparent Loudness.

Get a handle on your levels with the ES 214

\$105.00



(213) 322-2136

142 SIERRA STREET • EL SEGUNDO, CA 90245

Circle (77) on Reply Card

May 1979 *Broadcast Engineering* 105



# Audio Tape

for professionals



## REEL TO REEL TAPE

Ampex, 3M. All grades.  
On reels or hubs.

## CASSETTES, C-10—C-90.

With Agfa, Ampex, 3M tape.

## LEADER & SPLICING TAPE

## EMPTY REELS & BOXES

All widths, sizes.

— COMPETITIVE • FROM STOCK —

For your catalog, call or write: **Tom Franke**

312/297-0955



**Recording Supply Co.**


Div. of  
Polyline Corp.

1233 Rand Road  
Des Plaines, IL 60016

Circle (82) on Reply Card

# BUHL

## SEE BUHL'S MOBILE MULTIPLEXER IN YOUR OWN STUDIO!



That's right!

See Buhl's filmchain without a dedicated camera on tape in your own facility.

We use the "MM" to produce a program demonstrating its own capabilities.

Watch fade-dissolve, quick-cuts, animation with two slide projectors, and a 16mm projector.

Simply send us your own 10 minute, 3/4" cassette. We'll transfer our program onto your tape and return it to you, postpaid, within a few days.

Be sure to include your name and address!

BUHL OPTICAL  
1009 Beech Avenue  
Pittsburgh, Pa. 15233  
Phone: 412-321-0076

# BUHL

Circle (83) on Reply Card

106 *Broadcast Engineering* May 1979


## Radio pioneers





# PERFECT TIMING

## Low Cost ESE Right On Timers



- ES-300:** Four digit incandescent display, one hundred minute timer (99:59) with six controls: Count Up, Count Down, Min-Set, Sec-Set, Stop, Reset. \$187.00
- ES-301:** Identical to ES-300 except with planar, gas discharge display. \$206.00
- ES-302:** Equivalent to ES-301 plus fast-set lever wheel programming. \$264.00
- ES-400:** Three digit ten minute timer (9:59) with Start, Stop, Reset. \$109.00
- ES-510:** Four digit sixty minute timer (59:59) with Start, Stop, Reset. \$139.00
- ES-500:** Six digit, twelve hour combination clock/timer with five controls: Start, Stop, Reset, Fast Advance, Slow Advance. \$166.00

**STANDARD OPTIONS AVAILABLE:** Kit; Slave; BCD Output; Remote Connector; 6' Remote Cable and Pushbutton Set; 220V A.C., 50Hz; 9" or 19" Front Panel 3 1/2" high; 3 Wire Cord and Molded Plug. Tenths of seconds are available on all timers except the ES-500. Relay Contact Closure at Zero and/or Stop at Zero available on ES-300, 301, and 302. Crystal Timebase available for ES-500. Custom options and special orders available.



WRITE, WIRE OR CALL TODAY

142 Sierra Street

EL Segundo, California 90245

(213) 322-2136

Circle (84) on Reply Card

The Rangertone audiotape recorder was one of the first American-made tape recorders that matched the performance of the German Magnetophon. The system served to start the switchover from electrical transcription discs to magnetic tape at studios in the late 1940s. (From the John Herbert Orr Collection)

George Craig, chief engineer at KSAN (left), and Bob Peterson of Dolby Laboratories discuss the features of the Dolby FM noise reduction system. Dolby Labs, established by Ray Dolby in 1965, was instrumental in the development of the FM noise reduction industry.

### The End of An Era!

The NEW Logitek BPA-100 **Balanced-Input Phono Preamp** Ends Turntable Hum Problems Once And For All.

- More than 100db input common-mode rejection at 60hz
- ± 0.5 dB 50hz-15khz, ± 1.0 dB 20hz-20khz (relative to RIAA standard)
- - 74 dBm S/N (ref. -45 dBm at 1khz)
- DC supply tap for powering solid state switching devices
- Wire-capturing terminal block for quick, easy installation
- May be operated unbalanced with no loss of frequency or noise performance



Only \$189.00 (Stereo)  
\$139.00 (Mono)

**Logitek** Electronic Systems P.O. Box 25304, Houston, Texas 77005 (713) 664-6850

Circle (85) on Reply Card

### Electric Rain Gauge

Now you can report minute-by-minute rainfall amounts and not get wet! This new, low cost, remote-reading gauge shows announcer rainfall accumulations in 1/100-inch increments. Transmitter can be located several hundred feet away and is completely automatic — needs no service or attention. Ask for free Spec. Sheet, Model 525 Rain Gauge.



Also, a complete line of Weather Instruments

(214) 631-2490  
Department B  
Texas  
Electronics, Inc.  
P. O. Box 7225  
Dallas, TX 75209

Circle (86) on Reply Card



# Television pioneering

Two pioneers of electronic methods for scanning, reproducing, and transmitting video images deserve special mention: Philo T. Farnsworth and Vladimir Zworykin. Farnsworth became enamored with electricity at a tender age and, while still in high school, staggered his science teacher by asking advice concerning his plans for developing electronic television systems. Even at that time (1922), he recognized that the mechanical systems were doomed to failure and felt that electronic means was the way of the future. By 1927 he had achieved his first successful transmission, and had applied for his first patent for television. In August, 1930, 34-year-old Farnsworth received his patent and in the following year entertained Vladimir Zworykin of RCA in his California laboratories.

Farnsworth's original broadcast included transmissions of graphic images, continued film clips of a Dempsey-Tunney fight, and scenes of Mary Pickford combing her hair from her role in the "Taming of the Shrew." This pioneering broadcast set in motion the progression of technology which would lead to commercial television 20 years later.

In his early systems, Farnsworth could transmit motion pictures of 100 to 150 definition with a repetition rate of 30 pictures per second. By 1939 Farnsworth held many patents for television. Indeed, his thoughts seemed to be directed toward cornering patents for the field and protecting his ideas, and this obsession with patents appears to be the source of his separation from the research laboratories of the Philco Corporation. Throughout the mid-1930s Farnsworth remained RCA's fiercest competitor in the development of television. In many ways Farnsworth's image dissector was unable to meet the quality of RCA's Iconoscope, but in other ways it exhibited superior performance.

In the late 1930s fierce patent conflicts between RCA and Farnsworth flourished. These were ended in September 1939 when RCA capitulated and agreed to pay continuing royalties to Farnsworth for the use of patents. This ended a long period of litigation, but by that time Farnsworth held an impressive list of key patents for electronic video.

Philo T. Farnsworth died in 1971, only slightly credited for the giant industry which he helped create. But many San Franciscans point out that the "T" in his name stands

for television. Presently, the San Francisco Motion Picture and Television Council is spearheading a movement to commemorate a 1981 stamp honoring Farnsworth's pioneering effort in the development of television. Anyone wishing to support this movement may communicate with **Broadcast Engineering** to have their interests passed along.


**In marked contrast to Farnsworth history, Dr. Vladimir K. Zworykin received his interest in television** through his physics professor, Dr. Boris Rosing, at the St. Petersburg Institute of Technology. Upon coming to the United States in 1919, he joined Westinghouse Electric in Pittsburgh and began concentrating on the development of an electron imagery tube. As early as 1923 he was able to demonstrate to Westinghouse executives the first tube that permitted all electronic television. His first tube was a very thin aluminum oxide film supported by a thin aluminum film and coated with a photosensitive layer of potassium hydride. With this crude camera tube and a CRT as the picture reproducer, Zworykin had the essential elements for electronic television.

Continuing his pioneering work, Zworykin developed the Iconoscope 8 years later, a tube which employed a relative thick, one-sided target area. In the meantime he had continued work on improving the quality of CRTs and presented a paper on November 18, 1929, at the Eastern Great Lakes District Convention of the IRE. This attracted the attention of David Sarnoff, then VP and General Manager of RCA, and led to his joining RCA Victor Company in Camden, NJ, where he

was made director of RCA's electronic research laboratory. By 1931, with the Iconoscope and CRTs well developed, electronic television was ready to be launched—and David Sarnoff and RCA were ready for the new industry of television. □

In 1933, station W9XK and radio station WSUI, broadcasting from the campus of the State University of Iowa, thrilled midwestern audiences with a regular evening program of television. WSUI broadcast the audio portion on its assigned 860 kHz frequency, W9XK transmitted video at 2050 kHz with a power of 100 W. This twice-per-week program, initiating educational television, included performances by students and faculty with brief skits, lectures, and musical selections. During the early 1930s, station W9XK was the only television station in the world located at a university transmitting simultaneous video and audio programs.

As noted elsewhere in this issue, the General Electric Company played an early role in developing television. In 1926, a young Swedish engineer at the company, Ernst F. W. Alexanderson, developed a mechanical scanning disc for video transmission and gave a public demonstration in January, 1928. Coupled with the GE station, WGY, Alexanderson's system again made history on September 11, 1928 by broadcasting the first dramatic program on television—a 40-minute play titled *The Queen's Messenger*. This program involved 2 characters performing before 3 simple cameras. □



Two of RCA Victor's famous staff of television research engineers, Dr. V. K. Zworykin (left) and E. W. Engstrom, examine a new piece of equipment at the Camden laboratories. (RCA Victor photo)



## Early network role

Both the National Broadcasting Company and the Columbia Broadcasting System took early leads in paving the way for television. NBC, through the visionary eyes of David Sarnoff and the RCA resources, stood ready at all times to undertake pioneering television efforts. From its transmitter on the Empire State Building, RCA began field testing television transmission in 1936.

By 1935, Sarnoff felt that TV could establish an industry-wide dominance only if television set manufacturers and broadcasters were using the same system and had adopted the same standards. This would only occur if the FCC would adopt suitable standards and allocate the needed frequency spectrum. Toward this end, in April 1935, Sarnoff made a dramatic announcement that RCA would put millions of dollars into television development.

In a parallel move, the CBS organization (after several years of deliberation) was ready to make its views public. In 1931, CBS put a New York station on the air with television and air programs for about a year and a half before becoming disillusioned with the commercial aspects of TV. However, in 1937, CBS again committed itself by announcing an expenditure of about 2 million dollars for experimental field testing of TV systems.

In other areas, the Allen B. DuMont Laboratories made significant contributions to early television. While DuMont made significant advances in CRT development and in synchronization techniques, its major historical contribution appears to have been the production of early electronic TV sets for the public in 1939.

Television was formally launched in July of 1941 when the FCC authorized the first two commercial television stations to be constructed in the United States. However, the quick growth of early television was ended by the freeze as the nation entered World War II. By the end of 1945 there were nine commercial TV stations authorized with six of them being on the air. In June of 1946 there were 21 construction permits authorized and in June of 1947 there were 66. The first post-war full commercial license to be issued was in January, 1948, to NBC's Washington station, WNBW. On September 20, 1948,

In another area Edward J. Nobel bought the NBC Blue Network for 7 million dollars in 1943 and renamed it the American Broadcasting Company. As previously noted, this was merged in 1953 with Paramount, and ABC was born.

Thus it is that radio and television have been brought to fruition by many fertile minds, much dedication, much litigation, and stands today as the most awesome force on earth in communication and in shaping public opinion. The industry stands ready to launch itself into the 1980s with great anticipation for digital technology and its resulting advantages. □

## STOP GROUND-LOOP HUM!

### VIDEO HUM STOP COIL...HSC 1

Will ELIMINATE HUM and other INTERFERENCE in Video Lines caused by differences in Ground Potential.

- For Color and Black and White.
- FLAT-DC to 6.5 MHz.
- No Low-Freq. or Hi-Freq. Roll-off.
- No Differential Phase Distortion.
- No Differential Gain Distortion.
- No Envelope Delay.
- Passive Device - Failure Free-Low Price.
- Small Compact Package 4" x 4" x 2-1/4".


### ELIMINATES HUM AND INTERFERENCE:

#### IN STUDIO

- Between Buildings
- On long runs in Buildings
- Between Studio and Transmitter
- On Incoming Telco circuits
- On Outgoing Telco circuits

#### IN FIELD

- Betw. Remote Truck and Telco
- Betw. Remote Truck and Microwave
- For Intertruck Hookup
- For VTR Units
- For Monitoring Lines



NEW!



\$140  
F.O.B.  
N.Y.



Available on  
10 day free trial

AUDIO-VIDEO ENGINEERING COMPANY  
65 Nancy Blvd., Merrick, N.Y. 11566  
Tel. (516) 546-4239

Circle (78) on Reply Card

## Let's see the competition beat this!!!

Elcom's New Tone  
Generator & Transport  
Control

\$395 INTRO PRICE



### THE ATG-25D DESK TOP MODEL

A NEW DIGITAL 25HZ TONE  
GENERATOR AND  
CONTROLLER FOR YOUR  
PRODUCTION AUTOMATION  
RECORDING FACILITIES

COMPARE THESE FEATURES  
WITH OUR COMPETITORS AT  
ANY PRICE

DIGITAL TONE CRYSTAL  
GENERATOR STABILITY  
C.025HZ

AUTOMATIC PROGRAM  
LINE FADER FOR NOISE-  
LESS START

CONTROLLED AND  
EXTENDED TONE  
DURATION

ADJUSTABLE TAPE STOP  
DELAY

DESK TOP PACKAGE

BY

Elcom Engineering  
Company

Post Office Box 10432  
SANTA ANA, CALIF. 92711  
Tel. (714) 544-5760

Circle (79) on Reply Card



**REPLACEMENT TRANSFORMERS**  
FOR GATES, COLLINS, RCA, ETC.



**HEAVY DUTY REPLACEMENT UNITS**

GATES BC1E PLATE TRANSFORMER ..\$350.00  
GATES BC1F PLATE TRANSFORMER ..\$350.00  
GATES BC1H PLATE TRANSFORMER ..\$350.00  
GATES BC1T PLATE TRANSFORMER ..\$350.00

GATES BC1G MODULATION TRANSFORMER .....\$400.00  
GATES BC1T MODULATION TRANSFORMER .....\$400.00  
GATES BC5P MODULATION TRANSFORMER .....\$1000.00

FILTER CHOKE:  
5.0 HENRIES 1.0 ADC .....\$175.00  
8.0 HENRIES 1.5 ADC .....\$200.00

MODULATION REACTOR:  
40 HENRIES 0.6 ADC .....\$400.00  
35 HENRIES 1.0 ADC .....\$500.00

MANY OTHER PLATE, FILAMENT, AND MODULATION TRANSFORMERS ALSO AVAILABLE. CALL US FOR A FREE QUOTATION ON ANY TRANSFORMER OR REACTOR. LARGE STOCK AND FAST SERVICE ON CUSTOM UNITS REWINDING SERVICES ALSO AVAILABLE.

24 MONTH GUARANTEE ON ALL ITEMS

**Peter W. Dahl Co.**

4007 Fort Blvd. • El Paso, Texas 79930  
Telephone (915) 566-5365

Circle (87) on Reply Card



**VIDEO L-C DELAY LINES**

A complete line of passive switchable and strappable Variable Delay Lines manufactured specifically for the video industry. Finest specifications available anywhere. Lowest pricing. Delivery from stock.



**VIDEO L-C FILTERS**

We manufacture a wide range of Linear Phase Lowpass & Bandpass, as well as the sharpest Lowpass, High-pass & Bandpass Filters available in the entire industry. NTSC Lowpass, Band Reject & Bandpass Filters are our specialties. Fastest delivery of prototypes.

Call/Write for Video Delay Lines & Video Filters Catalogs.

**ALLEN AVIONICS, INC.**

224 E. 2nd St., Mineola, NY 11501  
Phone: (516) 248-8080

Circle (88) on Reply Card


# Sports coverage

The first baseball game ever televised was the Princeton-Columbia contest covered by NBC at Baker Field, NY, on May 17, 1939.



NCAA basketball was covered at the Checkerdome, St. Louis, 1978.





National Singles Tennis Championship was held at Forest Hills, 1956.



1978 World Series was covered at Yankee Stadium, New York.

Even With A Cast  
Of Hundreds,



We're  
Always Glad To Do  
**A Special**

- Mix 'n match stock parts to custom design the ideal reels for your mobile unit or studio.
- Sizes, shapes, capacities unlimited. A wide choice of rewind options.
- Microphone cable, coaxial cable, power cable: hookup & pickup go smoother & faster with Hannay Reels.
- No other reel is remotely as efficient! Free fact-packed Reel Guide! Ask for your copy today.

Buy Hannay Reels and  
Wind Up With The Best

**HANNAY  
REELS**

CLIFFORD B. HANNAY & SON, INC., WESTERLO, N.Y. 12193

Circle (80) on Reply Card



**VIDEO TAPE  
EXCHANGE**

**USED BRAND  
NAME VIDEO TAPE  
EVALUATED - GUARANTEED  
SONY — SCOTCH — FUJI**

KCA 60	\$14.75	KCA 10	\$ 7.50
KCA 30	\$11.50	KCS 20	\$10.50

**SPECIAL-NEW FUJI KCA 60 \$24.00**

VIDEO TAPE EXCHANGE  
855 AVE. of the AMERICAS N.Y., N.Y. 10001  
(212) 695-6644  
A DIVISION OF CINE FILM EXCHANGE, INC

Circle (81) on Reply Card

May 1979 *Broadcast Engineering* 111



# Video museum highlights


Photographs courtesy of E. Grayson Mattingly, president, Smith-Mattingly Productions




Early television set



Early production in first Dumont studio




In early TV, this system allowed two programs to be broadcast simultaneously on one channel.



A Jenkins flying spot scanner receiver





Flying spot scanner in use



"On location" incorporating other media



**50% OFF**

G.E. & Sylvania

**STAGE & STUDIO LAMPS**

SAVE By Letting Us Bid  
On Your Annual Needs!

We prepay trans. on \$150.00 net orders. We allow surface trans. overseas. Your satisfaction guaranteed. Order today, or write for Sittler's complete price sheet.

**Sittler's SUPPLIES, INC.**

702 E. Washington St., P.O. Box 10-A  
Washington, Iowa 52353 Ph. 319-653-2123

Circle (89) on Reply Card

**FREE CATALOG & AUDIO APPLICATIONS**



CONSOLES  
KITS & WIRED  
AMPLIFIERS  
MIC, EQ, ACN, LINE,  
TAPE, DISC, POWER  
OSCILLATORS  
AUDIO, TAPE BIAS  
POWER SUPPLIES



1033 N. SYCAMORE AVE.  
LOS ANGELES, CA. 90038  
(213) 934-3566


Circle (90) on Reply Card

**DYMA** **BUILDS STUDIOS**  
\*AUDIO CONSOLES  
\*STUDIO CABINETRY

**DYMA** BOX 1697  
TAOS, N.M. 87571  
(505) 758-8686

Circle (91) on Reply Card

**BROADCAST**  
engineering



is Available in  
**MICROFORM**

For Complete Information

WRITE :

**University  
Microfilms  
International**


300 North Zeeb Road  
Ann Arbor, MI 48106  
U.S.A.

18 Bedford Row  
London, WC1R 4EJ  
England



# Television from space

Bob Graham, McDonnell Aircraft spacecraft engineer, assists Gordon L. Cooper, astronaut on the MA-9 mission, with the placement of the Lear Seigler camera.



Television history was made when the Apollo 7 and 8 astronauts used an RCA portable TV camera to transmit the first "live" programs ever sent to US homes from an Apollo spacecraft.

## Winsted

### STACKED VTRs

For easy  
operating  
access!



MODEL  
990

The console holds all sizes of 3/4" VTR equipment. An ideal setup for videotape duplicating. Shelves adjust on 1" increments. Sliding pullout shelves plus caster-mounted mobility for easy maintenance and total access to VTRs. Stack up to 5 VTR drawers on a single console. **For full-line catalog of video consoles, tape and film trucks, film and videotape storage systems, call toll-free or write:**

THE WINSTED CORPORATION 8127 Pleasant Ave. So., Minneapolis, MN 55420  
(612) 888-1957 Toll Free Number: (800) 328-2952

## Winsted

Circle (94) on Reply Card

THE GOVERNMENT  
CAN DO EVERYTHING.  
THE UNITED WAY DOES.  
ONLY THEY  
WRAP IT UP FOR YOU  
IN NICE RED RIBBON.  
MILES AND MILES OF IT.



Because United Way is run almost entirely by volunteers, it is able to return an amazing 89¢ of every dollar to people who need it.

So it doesn't waste your money.

And because United Way is re-created each year with a combination of old and new volunteers, it doesn't become over encumbered with huge permanent staffs.

So it doesn't strangle you in red tape.



Thanks to you, it works. For all of us. **United Way**


Ad Council A Public Service of This Magazine & The Advertising Council





A TV transmission from Apollo 8 (1968) shows Astronaut Borman waving. The craft was 120,653 nautical miles from earth and traveling 3207 mph when this TV picture was transmitted.

This photograph of the moon's surface was taken from inside the lunar module by the Apollo 11 lunar mission crew. The US flag on the lunar surface dominates the photograph. Far in the background is the monochrome lunar surface television camera which televised the event.



slow scan TV, compressed video, narrow band video . . .

# TV FACSIMILE

. . . whatever you call it, it will expand your communications capabilities

CVI systems convert normal TV signals to audio bandwidths, then transmit single frames of video information via the dial-up telephone network or dedicated circuits.

- Use standard CCTV cameras & monitors
- Transmission time from 4 to 156 seconds
- Resolution to 512 x 512 pixels
- To 256 levels of gray
- Available in 525 or 625 line standards

Specifications and applications material cheerfully sent on request.



**cvi**

COLORADO VIDEO, INCORPORATED

Box 928 • Boulder CO 80306 U. S. A. 303/444-3972 • TWX 910-940-3248

Video instruments for data acquisition, processing, transmission, display

Circle (100) on Reply Card

May 1979 *Broadcast Engineering* 115



# Cassette and Reel. One Format. BCN

50 BOSCH  
FERNSEH  
1929-1979

The economical VTR system for all applications in broadcast production and news. 1 inch type B format according to SMFTE/EBU. Excellent operational experience since 1975 in all TV standards worldwide. Brief-case sized cassette VTRs, economical production recorders, sophisticated post production systems and an automatic multicassette system - with one format. Digital techniques - slow motion, stills and video effects. The safe 1 inch format with a future.  
From Bosch.



BCN worldwide: Abu-Dhabi · Australia · Austria · Belgium · Brazil · Canada · Congo · CSSR · Cyprus · Dem. Rep. of Germany · Denmark · Fed. Rep. of Germany · Finland · France · French Guiana · Great Britain · Greece · Guadeloupe · Hong Kong · India · Indonesia · Iran · Ireland · Italy · Japan · Jugoslavia · Kuwait · Liberia · Libya · Luxembourg · Malta · Martinique · Mexico · Netherlands · New Caledonia · Nigeria · Norway · People's Rep. of China · Peru · Poland · Portugal · Réunion · Saudi-Arabia · South Korea · Spain · St. Pierre et Miquelon · Sudan · Sweden · Switzerland · Tahiti · Thailand · Turkey · USSR · USA · Venezuela

Your Video System Partner  
**BOSCH**  
Television Systems Division

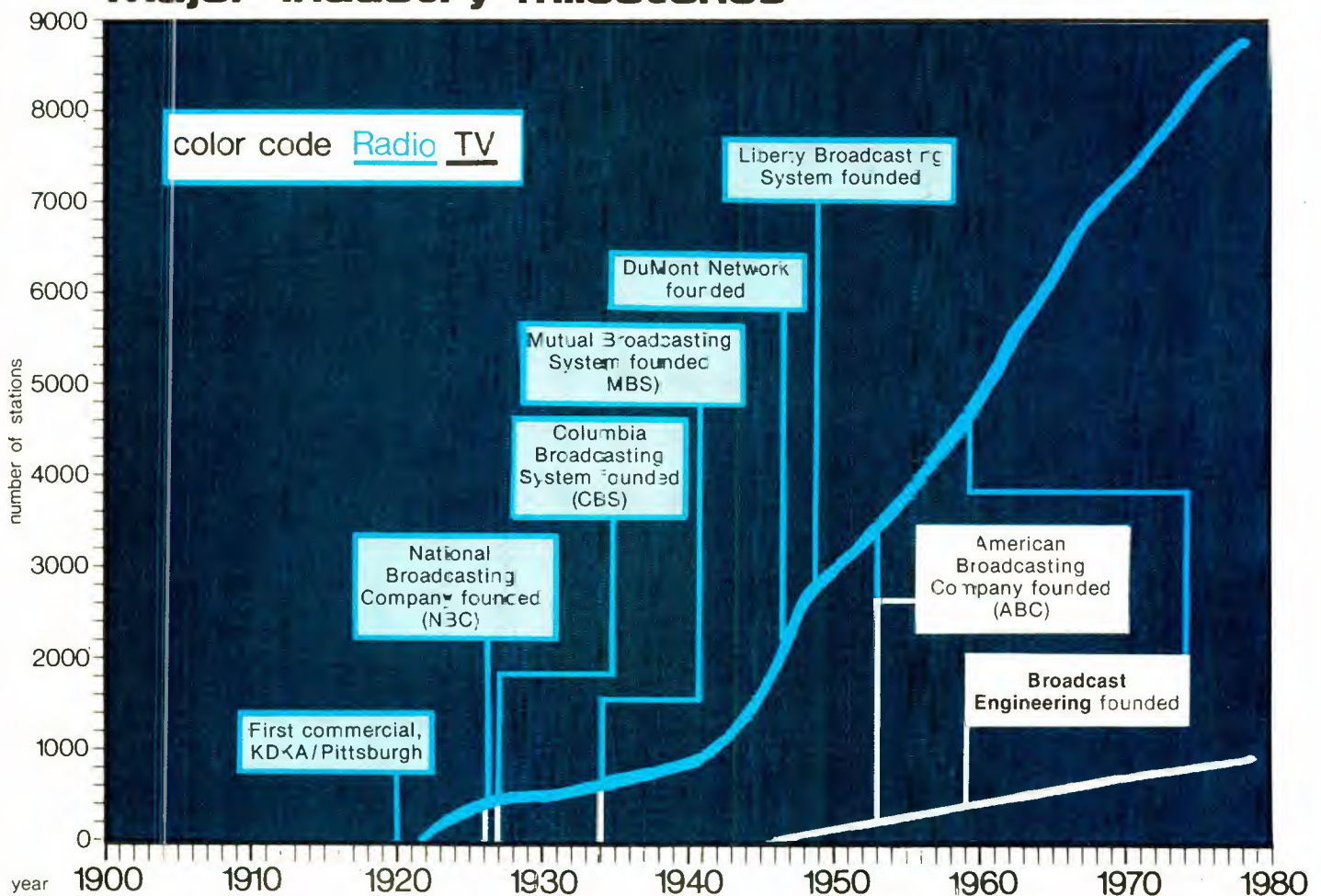
Further information obtainable from our regional representatives, subsidiaries or head-office in Darmstadt: Robert Bosch GmbH, POB 29, D-6100 Darmstadt, Fed. Rep. of Germany · Robert Bosch Ltd., PDE 166, Watton, Great Britain · Robert Bosch Corp., 279 Midland Ave., Saddle Brook, N.J. 07662, USA · Robert Bosch Pty. Ltd., 69 Edward Street, Belmont NSW 2009, Australia · Robert Bosch Pte. Ltd., POB 4, Thomson Road, Singapore 20.

Circle (95) on Reply Card



# Managing technology

## Major industry milestones



## Birth of the networks

The formation of networks and their growth through advertising revenue form an exciting chapter in the history of broadcasting. The giant RCA organization was the first to recognize that the development of broadcasting technology and the management of broadcasting services could be served better with independent companies. As a result they set the trend in network formation by creating the National Broadcasting Corporation in 1926. NBC handles all the broadcasting function of the network, fully utilizing resources in the industry, but having the giant RCA R&D organization at its disposal for developing

technology that makes continued growth in broadcasting services possible.

Similarly, CBS was founded in 1927 and maintains its R&D facilities at the CBS technology laboratories in Stamford, CT. When Mutual (MBS) was created in 1934 it was founded on a radically different principal—that of programming without the supporting R&D. Much later, with the launching of communications satellites, Mutual was destined to become a significant factor in broadcasting upon its basis of programming expertise.

Two other broadcasting organizations—the DuMont Network and the

Liberty Broadcasting System—founded in the mid-to-late 40s played important roles of broadcasting of their time but later bowed to the giant networks in terms of dominance in the marketplace.

It is easy to praise the networks for their growth and development, but the small independent operator should not be overlooked; nor should the smaller localized networks. Both the independent operators and the smaller networks form important portions of the broadcast marketplace. Their service within their respective areas are vital to communications in those areas and to the economics of their territory.



# Growth of broadcast advertising

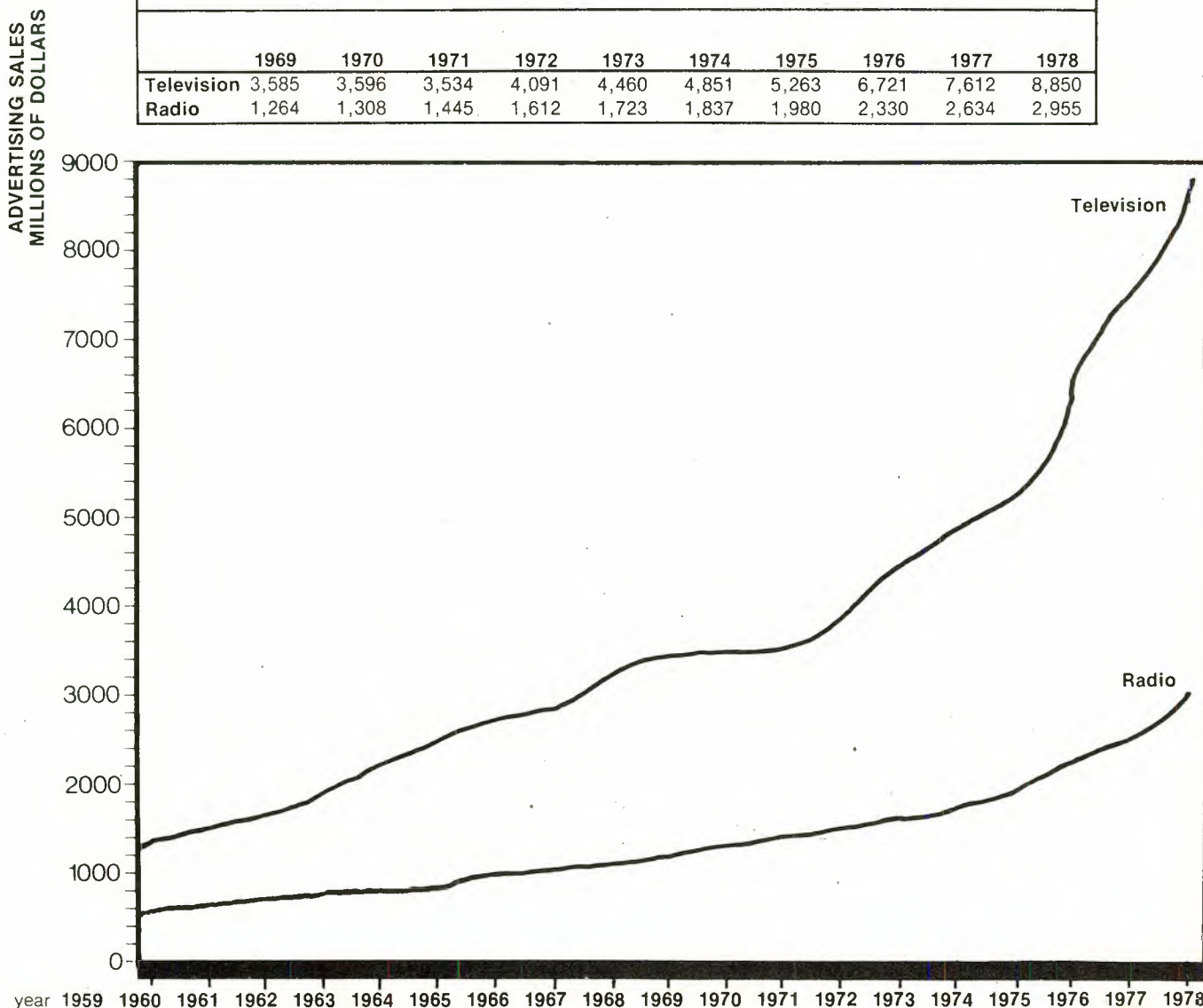
As noted elsewhere in this anniversary issue, advertising became an early part of the operation of both Doc Herrold's station in California and KDKA in Pittsburgh. Thus, the groundwork was set for obtaining financial support to operate stations almost from the beginning of regular broadcast scheduling. When **Broadcast Engineering** was founded in 1959, the advertising level for broadcasting was just over 2 billion dollars annually as shown in the accompanying chart and graph. At that time there were 4,153 radio stations on the air and 609 television stations. Last year the combined radio and television advertising closed out at slightly in

excess of 11 billion dollars while the number of stations had risen to 8,621 radio and 988 television stations.

Thus, over the period in which **Broadcast Engineering** has continued its service to the industry, the number of stations on the air have increased by 20.2% while advertising revenue has mounted 540%. The accompanying graph shows that the marked increase for television revenue began in 1971 and has increased dramatically to date. For radio, over the years, advertising revenue has grown steadily and took a noticeable rise in 1979, but at a rate less than its counterpart in television advertising.

The data show a healthy, dynamic industry. The results of the March NAB convention in Dallas show an all-time record of interest in broadcast instrumentation and sales. That interest at NAB is directly coupled to the growth in broadcast revenues. Broadcasters have more money to spend, even though they are selective in that spending. They are intensely interested in new equipment because that new technology is what they'll be using in their stations tomorrow. With this in mind on our 20th anniversary, **Broadcast Engineering** congratulates the industry on its health and vitality and wishes it continued growth and prosperity.

	1959	1960	1961	1962	1963	1964	1965	1966	1967	1968
Television	1,529	1,627	1,691	1,897	2,032	2,289	2,515	2,823	2,909	3,231
Radio	656	693	683	736	789	846	917	1,010	1,048	1,190
	1969	1970	1971	1972	1973	1974	1975	1976	1977	1978
Television	3,585	3,596	3,534	4,091	4,460	4,851	5,263	6,721	7,612	8,850
Radio	1,264	1,308	1,445	1,612	1,723	1,837	1,980	2,330	2,634	2,955





# The growth of videotape editing

By Arthur Schneider, A.C.E.

When the first videotape recorders appeared in 1956, the question immediately arose "Can we edit videotape?" Early attempts were crude by today's standards. The first splicer was an aluminum block, a steel straight edge and a razor blade. At first, the television frame line was not clearly defined and making a successful edit was a hit or miss proposition. We used to call it "Kamakazie" editing.

In the 10 years I spent splicing videotape, I made more than 20,000 edits. It is interesting to note that two years after videotape was introduced, NBC in Burbank developed a method of editing tape by first using a kinescope film as a workprint and later, conforming the tape master to the edited film workprint. One of the first television shows to utilize this technique was the *Fred Astaire Special*, edited in 1958. This technique was an immediate success and a flood of television shows were edited that first year.

As a matter of fact, this technique of using a film workprint to edit videotape spread around the industry rapidly and although the other networks did not develop systems of their own, NBC supplied editing facilities to many producers that aired their shows on other networks. I remember seeing my screen credit on all three networks on the same evening! Some of the television shows edited by this method at NBC were *Laugh-In*, *The Bob Hope Comedy Specials* and many other award winning programs.

This was really the first attempt at what is now called *offline editing*. Actually far ahead of its time, it was in use for more than 12 years at NBC.

The history of videotape editing may be broken up into three groups that provided definite jumps in technology. The first was physical tape splicing that started in 1957. In 1967, time code editing appeared and continued in its present form. Overlapping time code editing was automatic computer control developed in 1971. There are no defined lines that separate the various groups since all three exist today in many parts of the world. As a matter of fact, there is quite a bit of tape splicing still being done in Europe today.

Videotape editing increased steadily as small television stations along

with the networks purchased equipment to edit in-house productions. In spite of the fact that splicing videotape provided a rapid means of editing for producers and directors, this physical handling of the tape sometimes caused tape damage, scratches and other defects that many times could not be repaired. Since high band color recording did not come into use until around 1965, copying videotape from low band color originals did not provide good quality "dupes" for distribution.

So, in 1963, Ampex developed an

---

## The first splicing was an aluminum block, a steel straight edge and a razor blade.

---

electronic method of editing videotape. This first electronic tape editor allowed the operator to play back material from one VTR and record this image on another VTR loaded with a blank edit master tape. The obvious advantages of this were that the original material was not cut or altered in any way and could be used over and over again without harming its quality. This is essentially the method of editing used today, called *transfer editing*.

Soon, another improvement was added. A small computer was interfaced with this electronic editor to control the in and out edit points on the master tape. This was accomplished by recording audible "beeps" on the secondary or cue channel of the tape. These "beeps" either turned the editor on or off as determined by the operator. This computer-controlled device is known as *Editec*. Even though not very sophisticated, it gave production people more flexibility than they previously had.

So far, this has referred to editing 2-inch videotape. The equipment required just to play the tape is very costly and adding an editor to a VTR increased its cost even more. The hourly rate charged by most facilities can run the cost of post-production into the thousands

of dollars. When editing on 2-inch tape, the term used is *on-line editing*. It literally means "at the terminal." What is being created is a finished product in many cases ready to be broadcast. True, there is no conforming or matching to other copies edit by edit, but the dollar cost is pretty high. The producer or director may be under pressure to finish quickly to reduce costs.

A low-cost solution developed with the advent of offline computer editing. This equipment uses inexpensive videocassette VTRs interfaced with pre-programmed computer software. A workprint picture is created with all the dissolves, wipes, and fades so that the production staff can see an exact work copy of what the finished master will look like. Offline editing provides a number of advantages. First, low cost. The average offline rate is about one third that of the on-line rate. Second, using videocassettes, the editor has the ability to see a still frame as well as to move the picture forwards and backwards slowly, giving greater flexibility and control over the edits. Third, a paper-punched tape and a hard copy printout of all the edits in the program (some systems even include pertinent notes between the edit lines). Finally, the noticeable relaxed atmosphere of a comfortable offline editing facility enables the production staff to concentrate more easily with fewer distractions of a lot of noisy equipment usually surrounding them.

Even less expensive are the joystick editing systems using the same type of videocassette machines as are used on the more sophisticated computer controlled systems. Many tape producers and directors have joystick editing available to them for rough assemblies of daily material or simply just to provide a means of doing their homework prior to going into the editing room.

Without the ability to still frame the cassette VTR as well as to move it forwards and backwards, users would find it very difficult to use it for making accurate notes for editing.

A rule of thumb that may be used to estimate costs is to figure that for joystick editing systems, facilities charge about \$35 per hour plus the editor. About \$100 per hour is charged for computer editing includ-



## Videotape editing

ing the editor, and about \$300 per hour for 1-inch or 2-inch computer editing including the editor. All rates are for three VTRs except the joystick type, which uses two VTRs.

Computer offline editing is about one third the cost of 1-inch or 2-inch, and joystick editing is about one third that of offline computer editing. Remember, this is an average figure since rates will vary from

facility to facility. It is also true that post-production houses may offer package rates below their list prices if editing is booked in for several days at a time.

A few years ago, microprocessors and minicomputers appeared on the market. They brought the cost of computer-assisted editing systems down, which made them less complex and easier to maintain as well

as more user-oriented. Since 1971, the television industry has been editing with sophisticated computer systems which have the ability to store hundreds of edits as well as to recall them in an instant.

There are now more than 40 manufacturers of editing systems in the United States and Canada. Eight years ago, there were but a handful. It is interesting to note that in Los Angeles today there are close to 90 computer-assisted editing systems compared to 80 at the end of July last year. And this does not include the "joystick" non-time code editing systems that are used in schools, businesses, hospitals and even in the homes of television producers and directors.

It is my concern that there may not be enough trained editors to meet the demand of the future. Eventually, the major film studios will go into videotape on a much larger scale than at present. Closed Circuit Pay Television will demand more quality product than the industry may be able to supply. We must provide the creative people as well as the technicians to meet this demand. The Editors Guild in Los Angeles is one of the first to train its members in videotape editing, being aware that videotape is here to stay and cannot be ignored.

With digital recording just around the corner, and a host of other technical goodies available to the producers and directors, the future of videotape looks bright and promising. Videotape allows people to see special effects as they happen, not wait for days or weeks for the laboratory to create the effect.

Don't laugh, but the technology is available today to build an editing system that allows the editor to talk to the system, telling it to perform edits or any one of a hundred editorial functions. Wisely enough, it will only recognize its masters voice, anyone else attempting to over ride the editor's commands will be politely ignored! This is certainly bound to make editing easier and more creative, even less technical.

I look forward to this and other challenging concepts as a way of helping to do a better job. Believe it or not, more people are employed now as a result of computer editing than ever were in the past, using conventional tape editing techniques. So look forward to the challenge of computer-assisted editing. It can be very creative and satisfying. □

# Beaucart II.

Our name alone spells quality. And performance. And dependability. And an increasingly broad array of NAB-quality products for broadcasters worldwide.

We knew when we came out with our economically priced Beaucart® II audio cartridge tape machine that we had a tiger by the tail. Our experience with the full-featured Beaucart line indicated that you were ready for a step up in quality, and that what we needed were machines which offered the Beaucart pancake motor and audio heads in a trim, mono, A-size package without the broad capability and highly polished appearance of the original Beaucart.

We'd like to say "Thank you" to those savvy broadcasters who have discovered Beaucart II, and invite the rest of you to learn what they already know. That Beaucart II is today's best all-around cart machine value. Write today for Bulletin 104 or call us at (203) 288-7731 for the whole story. We're the Broadcast Products Division, UMC Electronics Co., 460 Sackett Point Road, North Haven, Connecticut 06473.

# UMC®

Outside Connecticut, toll free,  
(800) 243-6178





# Looking back on 35 years of radio and TV

By Bob Zwack, president, ASTVC

The spring and summer of 1943 found me very much involved with all aspects of the operations picture at WNLC, located then near the Thames River in New London, CT. To be exact, the transmitter site was so located. As I recall, the studios were in the old hotel Mohican. However, inasmuch as a good portion of the program origination was at the transmitter site, I still think of that as home. We switched from the Yankee network to Mutual and back to the studios and then back to the turntables at the transmitter.

Every so often, I'd cease my sweeping and run to the cut-in mic for a station ID or some other copy. While I never thought I would be another Jimmy Wallington, I secretly felt that I had some of the nasal tones of an Andre Baruch until I heard the off-the-air recordings. Then I felt Archie Andrews or Homer might be more like it.

At any rate, I decided to concentrate more on the technical side of broadcasting and colluded with destiny to assure my future as an engineer. I would have been at WNLC yet, had not lightning struck the transmitter. After being forced back into the transmitter building by some unreasonable representative of the management, I realized that I had to make a choice: either remain here in the "country" with the easy life, or seek employment with one of the big city nets where the living

might not be so easy, but where there might be more of it (since the large buildings did offer more protection from the elements).

Well, I did take my leave from WNLC and joined forces with the National Broadcasting Company in September, 1943. In those days, NBC had an apprentice-training program. I could not have afforded to pay for a course such as that if I wanted to. But, it would have been worth whatever the cost. NBC, of course, did not charge for the training, but paid a salary to all those hired as apprentice engineers.

Some of my classmates were guys like the late Johnny Norton who went over to the Blue network which later became ABC. John transferred to the TV side at ABC and became a technical director for the net. Another apprentice was Larry Lawrence, who would be becoming one of NBC's best audio engineers, doing shows like the *Lucky Strike Hit Parade*. Larry's rapid rise as an audio great found him rivalling old-timers like Gil Markle, the super-mixer on shows like *Mr. District Attorney*, and even catching up on pros like Ed "Bud-dah" Whittaker, who for years did the audio chores on General Electric's *All-Girl Symphony Orchestra* program.

And there were many others, like big Ed Peddy, who earned himself a place in the Hall of Errors. It happened this way. There was a company-union agreement that

while an apprentice could "take the controls" while assigned for instruction to a Group-2 (or regular) engineer, he could not operate in place of an assigned engineer or on his own. The incident in question saw Eddy and his mentor assigned to a NEMO (remote) at the old Roseland Ballroom in New York City.

And on this evening there was another broadcast in process when Teddy Hahn, NY master-control supervisor, began receiving complaints from long lines and various other points of periodic distortion and erratic fluctuations in the program level. Hahn got on the PL to Roseland and asked what was wrong (among other things). It did not help his mood or digestion to learn that "the pilot (Group-2) had bailed out and the steward (apprentice) was at the controls."

This might not have ever been discovered if the engineer in question had told the apprentice in question that you can't ride gain on the filament rheostat! It just won't substitute for the master gain. Shortly, thereafter, the engineer was launched into a somewhat successful storm and screen door business.

Upon being accepted for the program, an apprentice would be assigned to the field group under Max Jacobson. He would spend approximately two months in that area going out for instruction with a regular field engineer. He would



## Looking back

then be rotated to the maintenance group under the supervision of old-timers like "Chris" Christopher. Here, he would enter into the activities from polishing patchcords to rewiring mic connectors. The over-the-shoulder and on-the-job training was intensive and rewarding. This was one area where you could get your hands on the equipment, tear it apart and put it back together under the direction of some of the best professionals in the business. I will never forget Gordon Windham patiently correcting my mistakes until I could service a 44-A mic almost as well as he.

Those who learned faster (according to the ratings given them by their mentors and section chiefs) left sooner to become full-fledged Group 2 Studio/Field Engineers. The evaluations of regular engineers plus the amount of training and experience one had before coming to NBC usually determined just how long the period of apprenticeship would last.

I am asked from time to time about some of the celebrities I surely must have met while here at NBC. One of my favorites was the wife of the late President Franklin D. Roosevelt. This delightful lady had a talk and interview show each afternoon which was visited by some of the world's better-known

personalities from the world of politics, theater, the arts, etc. And although she had rubbed elbows with many, if not most, of the world's leaders while in the White House, she never was anything but unaffected, cordial and even solicitous towards the personnel with whom she worked.

I also enjoyed working with the late Fiorello LaGuardia, then broadcasting in the Italian language for the overseas section of the Office of War Information. In addition to the Red and Blue networks that were a part of NBC, we had a third net that serviced the government's overseas broadcasts. This was affectionately known as the White network. Mayor LaGuardia would arrive routinely to lend his effort to the big propaganda barrage we had mounted; in this case against Italy, part of the Rome-Berlin axis at the time. We had a battery of antennas located at Bound-Brook, NJ, which was capable of beaming transmissions across the oceans to most of the occupied countries.

Also, how can I forget meeting Frank Sinatra when he was the idol of the Bobbysoxers at the peak of his war-time career in 1943? He was then surrounded by staff, PR men and the rest of his entourage fighting off autograph seekers while trying to make his way into studio

6A for one of his appearances. I contrast this with the picture of a lonely, depressed and rather forlorn fellow who had suffered many reverses and in the spring of 1951 was doing a relatively unrewarding radio drama in studio 3B called *Rocky Diamond, Private Eye*. Frank was not surrounded by staff or autograph seekers then.

You may have noticed that the foregoing has concerned itself mainly with my early days in radio to the exclusion of TV. The great impact made upon me by this business (industry, if you prefer) was in the radio era. I was introduced to a "family" that I had grown up with and had come to know by listening to in my home for most of my formative years.

I transferred to the TV side back in January of 1960. It was a big and dynamic industry then. But a sad thing happened not too long after I came upon the scene. It started to go the way of radio. Live programming disappeared with the advent of tape. In-house production was abandoned to the movie industry. I won't end this piece with predictions of where the industry is heading or what the future holds in store for the incoming class of 1983 or beyond; but it will never be the way broadcasting (both radio and TV) was in the past. □



In 1945, NBC broadcasted from the Circus Lounge in the Hotel Piccadilly, New York City.




Bob Zweck cues record at International Broadcast Studio in 1947.





In the 1964 New York Senate race, Bob Zweck worked the remote at Senator Keating's headquarters.



Bob Zweck is shown handling the NBC *Nightly News* camera, broadcasting from studio 3K.

## WHAT CAN YOU DO WITH A SCENE MACHINE?

MAKE RAIN, SNOW, FIRE.  
MOVING CLOUDS, RIPPLING WATER,  
MORE. PROJECT PAINTED  
GLASS SLIDES, MOIRE PATTERNS,  
MIRROR IMAGES. HUNDREDS  
OF SPECIAL EFFECTS  
FROM ONE PROJECTOR.  
MODULAR DESIGN.  
CHANGE EFFECTS  
QUICK AND EASY.  
SAVE TIME AND MONEY...  
DO IT ALL WITH A SCENE MACHINE!



TO SEE, RENT OR BUY-  
CALL YOUR FINE PROFESSIONAL DEALER.  
WRITE US FOR INFO AND FREE LITERATURE.

**THE GREAT AMERICAN MARKET**  
POB 178 WOODLAND HILLS CA 91364 213/883-8182

Circle (92) on Reply Card

## STL Offers The Most Complete Selection Of Test Tapes Available Anywhere

STL can serve all your needs with tapes in 2", 1", 1/2", 1/4", cartridges for broadcast and 8-track and cassette sizes. The most accurate reference possible in all popular test formats... Alignment, Sweep, Pink Noise, Level Set, Azimuth, and Flutter and Speed.

*Write or phone for fast delivery.*

*Write for free catalog.*

**STL** STANDARD TAPE LABORATORY, Inc.  
26120 Eden Landing Road #5 / Hayward, CA 94545  
(415) 786-3546

Circle (93) on Reply Card

May 1979 *Broadcast Engineering* 123



# professional services

**VIR JAMES**  
 CONSULTING RADIO ENGINEERS  
 Applications and Field Engineering  
 Computerized Frequency Surveys  
 345 Colorado Blvd.  
 Phone: (Area Code 303) 333-5562  
**DENVER, COLORADO 80206**  
 Member AFCCE

**RALPH E. EVANS ASSOCIATES**  
 CONSULTING COMMUNICATIONS ENGINEERS  
 216 N. Green Bay Road  
 Suite 208  
 Thiensville, WI 53082  
 Phone: (414) 242-6000 Member AFCCE

**SMITH and POWSTENKO**  
 Broadcasting and Telecommunications  
 Consultants  
 2000 N. Street, N.W.  
**Washington, D. C. 20036**  
 (202) 293-7742

MIDWEST ENGINEERING ASSOCIATES  
*Consulting Engineers*  
 6934 A N. UNIVERSITY  
 PEORIA, ILLINOIS 61614  
 (309) 692-4233  
 Member AFCCE

**FRED A. NUDD CORPORATION**  
 COMMUNICATION TOWERS  
 Designed - Fabricated - Erected  
 Complete Service  
 U.S. & Overseas Installations  
 (315) 524-2531  
 1743 Route 104, Ontario, New York 14519

**D. L. MARKLEY**  
 & Associates, Inc.  
**CONSULTING ENGINEERS**  
 3101B W. Harmon Hwy.  
 Peoria, Illinois 61604  
 (309) 673-7511  
 Member AFCCE

**TOWERS**  
 "Complete Tower & Antenna  
 Installation & Service."  
**TINER COMMUNICATIONS SERVICE, INC.**  
 P.O. Box 3827, 15201 Hickman Road  
 Des Moines, Iowa 50322, (515) 278-5501  
 P.O. Box 817, 924 Brandenburg  
 Cedar Hill, Texas 75104, (214) 291-1577

**E.M.R. ENGINEERING, INC.**  
 P.O. BOX 766, CHANNELVIEW, TEX. 77530  
 (713) 452-6147  
 CONSULTING ENGINEERS  
 COMMUNICATION SYSTEMS  
 ALLOCATIONS, BROADCAST SYSTEMS &  
 MICRO-WAVE SYSTEMS  
**FRED. L. ZELLNER**

**ATLANTIC**  
**RESEARCH CORPORATION**  
 Jansky & Bailey  
**Telecommunications Consulting**  
 Member AFCCE  
 5390 Cherokee Avenue  
 Alexandria, Virginia 22314  
 (703) 354-3400



**EQUIPMENT LEASING**  
 Broadcast Industry Specialists  
 • Lease the Equipment of Your Own Choice  
 • 100% Financing  
 • Eliminate Obsolescence  
 • Preserve your Bank Lines for Operators  
**PARK LEASING CO.**  
 1690 Financial Center  
 Des Moines, IA 50309 (515) 288-1023

*Job Leads*  
**BROADCASTING JOBS!!**  
 Discover the new job just right for your skills and experience. High-paying, prestige positions in RADIO... TV... and all MEDIA CATEGORIES. Beginners & pros welcome—nationwide opportunities! Write today for FREE DETAILS: Job Leads Newsletter, 1680 Vine Street, Suite 820-KR, Hollywood, CA 90028.

**FREE CATALOG**  
 For a free government catalog listing more than 200 helpful booklets, write:  
 Consumer Information Center, Dept. A, Pueblo, Colorado 81009.

# advertisers' index

Accurate Sound Corp. ....	20	Frezzolini Electronics .....	8	Potomac Instruments .....	28
Alexander Mfg. Co. ....	93	Fuji Photo Film U.S.A. Inc. ....	45	QRK Electronics .....	97
Allen Avionics, Inc. ....	110	Garner Industries .....	26	Ramko Research .....	56, 57
Ampex Corp. ....	7	Grass Valley Group .....	3	Recording Supply Co. ....	106
Ampro Broadcasting, Inc. ....	32	Great American Market .....	123	Recortec, Inc. ....	65
Asaca Corp of America .....	31	David Green, Broadcast Consultants Corp. ....	96	Russco Electronics .....	36
Audio Consultants, Inc. ....	104	Clifford B. Hannay & Son .....	111	Schneider Optical .....	102
Audio Designs & Mfg. ....	Cover 3	Harris Corp. ....	22	Scully Recording Instruments .....	4
Audio-Video Engineering .....	109	Hitachi Denshi America Ltd. ....	21	Shintron Co. ....	74
Auditronics, Inc. ....	103	IGM/NTI .....	64	Sintronic Corp. ....	38
Beaveronics, Inc. ....	48	Ikegami Electronics .....	42, 43	Sitler's Supplies, Inc. ....	113
Belar Electronics .....	74	Inovonics, Inc. ....	72	Skotel .....	16
Berkey Colortran .....	10	International Tapetronics Corp. ....	14	Stainless, Inc. ....	52
Robert Bosch Corp. (Fernseh Group) .....	116	Kliegl Bros. ....	72	Standard Tape Lab .....	123
Broadcast Consultants Corp., David Green .....	96	Knox Ltd. ....	68	Studer ReVox America, Inc. ....	41
Buhl Optical .....	106	LPB, Inc. ....	64	Tektronix, Inc. ....	39
CMC Technology .....	34	James B. Lansing Sound .....	69	TeleMation, Inc. ....	101
Camera Mart, Inc. ....	30	Leitch Video .....	17	Telex Communications, Inc. ....	6
Canon U.S.A. Inc. ....	15	Logitek Electric Systems .....	107	Television Equipment Associates .....	88
Cine Film Exchange, Div. of Video Tape Exchange .....	111	3M Magnetic Tape Div. ....	35	Tentel .....	93
Cinema Products Corp. ....	11	3M Mincom/Video Products .....	29	TerraCom .....	73
Colorado Video, Inc. ....	115	Micro-Trak Corp. ....	74	Texas Electronics, Inc. ....	107
Peter W. Dahl, Inc. ....	110	Microtime, Inc. ....	9	Time & Frequency Technology .....	81
Datatek Corp. ....	27	Midwest Telecommunications .....	75	Townsend Associates .....	51
Dyma Engineering .....	113	NEC America, Inc. ....	Cover 2	U.S. JVC Corp. ....	18, 19
ES Enterprises .....	105, 107	Nagra Magnetic Recorders .....	23	UMC Electronics .....	12, 120
Elcom Engineering .....	109	O'Connor Engineering Labs .....	5	United Research Labs .....	46
Electric Sound of Minn. ....	88	Opam Labs .....	113	Utah Scientific, Inc. ....	13
Electro & Optical Systems .....	25	One Pass Video Productions .....	47	Video Data Systems .....	24
Electro-Voice, Inc. ....	83	Otari Corp. ....	85	Videomedia .....	1
Farinon Video .....	99	Panasonic Video Systems Div. ....	33	Vital Industries, Inc. ....	Cover 4
		Philadelphia Resins Corp. ....	63	Wang Voice Communications .....	53
		Philips Broadcast Equipment Corp. ....	37	Wilkinson Electronics, Inc. ....	40, 55
				Winsted Corp. ....	114



**TOWER WANTED:** Over 500'. Jim Baughman, KINI, (605) 747-2473. 4-79-5t

**USED FM TRANSMITTER** 5kw or 2.5kw. (714) 887-1255. 5-79-1t

**WANTED:** Proposed, non-profit television operation is seeking used broadcast production equipment (both remote & studio). Donations may qualify for tax-exempt benefits. Please call or write FAITH BROADCASTING NETWORK, INC., 6700 Excelsior Boulevard, Mpls., Minn. 55426, (612) 933-1131. 5-79-1t

## SITUATION WANTED

**1st PHONE LICENSE**—2 year experience in AM-FM transmitter maintenance. Desire change to **Deep, Deep South.** (404) 942-6014. 5-79-6t

## EQUIPMENT FOR SALE

**EQUIPMENT FOR SALE**—Transmission Line - 800 ft., 6-1/8" rigid coaxial line, 75 ohm S.W.R. K-line, EIA Flange. Center conductor and K-line bullets 2-1/2 years old. Asking \$300/20 ft. section. Also, Channel 48 Jampro JZ-2DA Antenna. Contact Ed Middleton, (513) 381-4033. 4-79-2t

**EDITOR:** Datatron 5050-300 with Data General Nova II Computer, ASR-33 teletype, Iomec high speed tape reader. Internal SMPTE readers and generator, internal preview switcher. Switcher interface cards. The Editor is currently in use, however, it is available immediately. CONTACT MIKE ORSBURN AT: (305) 587-9477. PRICE... \$28,000.00. 5-79-1t

**SWITCHER:** Computer Image Model 2061-R-2, 7 inputs, audio follow video, auto transition, soft edge, joystick positioner for effects, keyer, separate fader for audio only, downstream keyer with borderline generator. CONTACT MIKE ORSBURN AT: (305) 587-9477. PRICE...\$9,500.00. 5-79-1t

**ONE KILOWATT FM TRANSMITTERS:** Gates FM-1H3-1KW, Gates FM-1H-1KW, Gates FM-1C-1KW, Gates FM-1B-1KW, RCA BTF-1E-1KW, RCA BTF-1D-1KW, Collins FM-1000B-1KW, ITA FM-1000C-1KW, ITA FM-1000B-1KW, Collins 830D-1A-1KW, GEL FM-1C-1KW. Communication Systems, Inc., Drawer C, Cape Girardeau, Mo. 63701. (314) 334-6097. 5-79-1t

**FM TRANSMITTERS (USED):** 20 KW, 15 KW, 10 KW, 7.5 KW, 5 KW, 1KW, 250W. Communication Systems, Inc., Drawer C, Cape Girardeau, Missouri 63701. (314) 334-6097. 5-79-1t

**RCA VTY MODIFICATIONS KITS** for TR4/22/50/60/61/70. Splicer (single-frame), TEP Interface, Time Code Edit Interface Kit, Audio Splice Timing Mod (Audio Insert Editor), Wideband Audio Amplifiers, most mod kits, some modules available. LAWHED, LTD., 388 Reed Road, Broomall, Pa. 19008, (215) 543-7600. 4-78-tf

**50 KW AM TRANSMITTER,** General Electric Bt50A, 14 yrs. old. Removed from service 7/78, crated and ready for shipment. Includes power cut back kit to 10KW, many spares. Sony 2600 U-matic VTR, 3 years old, \$1000.00. In excellent condition. Modulator BL-40 like new, \$400.00; CBS Audimax III, good condition, \$275.00; Spectronics 610 Compliter, \$300.00. Contact E. K. Klein, Director of Engineering, Buck Owens Broadcasting Group, 602-966-6236, P.O. Box 3174, Tempe, Arizona 85281. 5-79-2t

**FOUR COMPLETE GE PE250/350 COLOR CAMERAS** plus extra CCU. Excellent condition. Presently in use. Should become available about June 1. \$10,000.00 each. Lee Whitehurst (615) 749-2255, Wayne Caluger (615) 889-6840. 4-79-2t

**4 PC-70 TRUCK,** Ross Switcher 16 x 6, Op Amp 8 x 4, GVG terminal, Tektronics, Conrac. Cash or terms. (213) 425-3620. 3-79-3t

**AUTOMATION EQUIPMENT FOR SALE (USED):** Stereo Automation System, currently in use in Arizona. Schafer 800 Brain, 3 Ampex 440 Stereo Tape Transports, Record/Play Ampex 440 Spotter —SMC Stereo Carousel, Full Logger/Printer Encoding/Decoding and Remote Control Equipment. The entire System is ready to move to your operation. For more information and price, call KTAZ-FM, Sierra Vista, Arizona 85635, (602) 458-4313. 5-79-1t

**EQUIPMENT FOR SALE:** Will barter or sell 1600' of 9 and 1/8" pure copper, Prodelin television transmission line, 2 TR-22 VTR's with extra heads. Please call or write FAITH BROADCASTING NETWORK, INC., 6700 Excelsior Boulevard, Minneapolis, Minnesota 55426, (612) 933-1131. 5-79-1t

**FOR SALE—NEW UNUSED:** Complete Harris Model TAB-6H 6-bay Superturndial antenna, 46 feet in height, tuned to Channel 8, 181.25 to 185.75 MHz. Specially priced \$30,000. Contact Gil Schneider or Eddy Smith, P.O. Box 1941, San Angelo, Texas 76902 or call (915) 655-7383. 4-79-tfn

**BROADCAST CRYSTALS** for AM, FM or TV transmitters, frequency change, repair or replacement of oven types. Also vacuum types for RCA, Gates, Collins, etc. transmitters. Quality products, reasonable prices and better delivery! Don't be without a spare crystal. Frequency change and service for AM and FM monitors. Over 30 years in the business. Eidson Electronic Co., Box 96, Temple, Texas 76501. Phone (817) 773-3901. 12-74-tf

**TAPE RECORDERS:** Ampex 8 track, 1/2 inch, 1 3/4 to 60 I.P.S. Consolidated Electronics 14 track, 1 inch, 3 1/2 to 30 I.P.S. Sangamo, 14 track, 1 inch, 7/8 to 120 I.P.S. All have record playback preamps mounted into a 6 foot rack with transport. About 10% of new cost. Write for details. Comm/Plus, 3680 Cote Vertu, Montreal, Canada. 5-79-1t

**2 PC-70 Color Cameras:** Fully updated, excellent condition. Presently in use, full two-line contour. Call for more information. David Hinson or Barry Fisher (215) 797-4530. 5-79-1t

**2 NORELCO PC 60 HEADS,** CCU's Encoders, 200 ft. camera cable; RCA TG3 Sync Gen; 7 RCA WP 16 B power supplies; 2 RCA TK 15 heads and deflection chassis; 1 Hewlett Packard 330 C Distortion Analyzer. Address offers or inquiries to John Fleetwood, University of Maryland, Department of Communication Arts and Theater, College Park, Maryland 20742, (301) 454-2531. 5-79-1t

**ATTENTION:** For sale 75' Stainless Broadcasting (Steel Tower) condition good. Please write: Tom Kunes, S & S, Inc., 21300 St. Clair Avenue, Cleveland, Ohio 44117 or call 1-216-383-1880 for information. 5-79-1t

**EQUIPMENT FOR SALE:** G.E. Transmitter with attendant equipment Model TT59 on Channel 17. 50 KW, very good condition. Available approximately June 1. Bargain if you move. Reasonable if I move. Also, three PCP-90U cameras, excellent condition. Sold to highest bidder. Contact for details: E. B. Wright, 1018 West Peachtree St., Atlanta, Ga. 30309, 404-875-7317. 5-79-1t

**FOR SALE:** Approximately 1900' of transmission line. Prodelin 3-1/8" 50 Ohm, EIA flanged. Many extras—elbows, bullets, patch panels, etc.; Antenna GE TY42B helical 10 dB gain; Transmitter GE TT-36A, CH - 10 50 KW, with sideband filter, harmonic filter, receiver corrective filters, some tube terminal equipment including demod (GE). Please write or call: Richard A. Swank, Chief Engineer, WILX-TV, P.O. Box 30380, Lansing, Michigan 48909, (517) 783-2621. 4-79-2t

**DYNAIR MODEL 5100** routing switcher. 30 in; 5 out, with DA's. \$2100.00. David Castellano (209) 957-1761. 4-79-3t

**TWO RCA TK-630 COLOR CAMERAS,** low hours, excellent condition. RCA factory hi-band TR-4, good condition. (919) 924-8717. 4-79-2t

## TRAINING

Advertising rates in Classified Section are 50 cents per word, each insertion, and must be accompanied by cash to insure publication.

Each initial or abbreviation counts a full word. Minimum classified charge, \$4.00.

For ads on which replies are sent to us for forwarding (blind ads), there is an additional charge of \$5.00 per insertion, to cover department number, processing of replies, and mailing costs.

Classified columns are not open to advertising of any products regularly produced by manufacturers unless used and no longer owned by the manufacturer or a distributor.

**ELECTRONICS DEGREE** by correspondence. Earn A.S.E.T., then B.S.E.T. Free brochure. Grantham College, 2550 South La Cienega, Los Angeles, California 90034. 2-79-tfn

**FIRST PHONE** through cassette recorded lessons at home plus one week seminar in Boston, Philadelphia, Detroit, Atlanta or Seattle. Our twentieth year teaching FCC license courses. Bob Johnson Radio License Preparation, 1201 Ninth, Manhattan Beach, Calif. 90266. Telephone 213-379-4461. 8-78-tf

## SERVICES

**ONE STOP FOR ALL YOUR PROFESSIONAL AUDIO REQUIREMENTS.** Bottom line oriented. F.T.C. Brewer Company, P.O. Box 8057, Pensacola, Florida 32505. 7-71-tf

**HELIAX-STYROFLEX.** Large stock—bargain prices—tested and certified. Write for price and stock lists. Sierra Western Electric, Box 23872, Oakland, Calif. 94623. Telephone (415) 832-3527. 1-73-tf

**SMC CAROUSEL OWNERS!** WE sell direct replacement fiber gears for THOR motors. Save over \$100.00 for the cost of a new motor. In stock at \$4.95 each, PPD. (607) 432-5455, Ring Associates. 2-79-2t

**TRANSMITTER TUBES REPROCESSED**—Save 40 to 50%. 3CX2500, 4CX5000, 4CX1500 and many others. Write for details. FREELAND PRODUCTS CO., N.O., La. 70119. (504) 822-9222. 4-79-tfn

**TOWER SERVICE:** Erection. Sales. Service. Painting. Inspections. Maintenance contracts. Pioneer Tower Service, P.O. Box 253, Carrollton, Missouri 64633, (816) 542-0840. 8-78-tf

## WANTED

**WISH TO BUY** used RCA-TK44, IVC500, Norelco All Models Cameras in good condition. Call RUBIANO, (809) 724-7575, Box A-OLD SAN JUAN STATION, PUERTO RICO 00902. 4-79-2t

**WANTED:** Pre-1926 radio equipment and tubes. August J. Link, Surcom Associates, 305 Wisconsin Ave., Oceanside, Ca. 92054, (714) 722-6162. 3-76-tf

**HIGHEST PRICES PAID** for 112 Phase Monitors and for clean, 12 year old or less, 1 KW and 10 KW AM Transmitters. All duty and transportation paid. Surplus Equipment Sales, 2 Thorncliffe Park Dr., Unit 28, Toronto, Ontario, Canada, M4H 1H2. 416-421-5631. 2-79-tfn



## EQUIPMENT FOR SALE (CONT.)

**HS 100B, SLO MO.** We have an HS 100 B Ampex slo mo disc in excellent working condition currently being used on the west coast. We are interested in a working agreement with a production firm that can use our machine to our mutual benefit. We will consider a flat rate monthly lease, a per use arrangement with a minimum guarantee or may even consider an outright sale. If you have a recurring need for a slo mo let's talk. Call (415) 933-1170 evenings or write SLOMOCO, % Shar Offerman, 2698 Walnut Blvd., Walnut Creek, CA 94596 5-79-2t

**IVC240 FILMCHAIN**, like new, 16MM proj., Laird slide proj. Also 4 200-ft. cables for IVC 500A & 3 extra connector sets. H.S. Productions, 312-972-0078. 5-79-1t

**FOR SALE: TWO IVC VCR-200-XN MONOCHROME VIDEO CARTRIDGE RECORDERS.** Good condition, low hours. \$1700.00 or best offer. Plugin color conversion available. Dave Colter, 158 Montowese St., Branford, CT 06405, (203) 481-2485. 5-79-1t

**TWO COLLINS 732-A LKW FM transmitters.** Rebuilt and tested. New exciters. Dave Castellano (209) 957-1761. 4-79-3t

## HELP WANTED

### PG and E

#### Audio-Video Technician Immediate Opening San Francisco

Our public information department's new and growing Audio-Video section is seeking a well-qualified, career-oriented Technician to assist in maintaining, testing and operating all kinds of video equipment including 1/2 inch and 3/4 inch VTR with Editor, Sony 1600 cameras, TBC, Switcher, Character Generator, color monitors, and complex sound devices and systems. State-of-the-art test instruments are to be used by the successful candidate in the maintenance of all equipment. Some administrative responsibilities are another important function of this position. On occasion, the successful candidate may work nights and weekends.

Please mail your resume with salary requirements to Room 104, 245 Market St., San Francisco, CA 94106.


Salary commensurate with qualifications, plus excellent benefits.

#### PACIFIC GAS & ELECTRIC COMPANY

An equal opportunity employer,  
men and women.

**ASSISTANT CHIEF ENGINEER**—solid background in latest equipment necessary. Never snows, great fishing/hunting. Call Louis Brown, KIII-TV, Corpus Christi (512) 854-4733. 4-79-2t

**BROADCAST ENGINEER:** Duties—Master control, transmitter, production, microwave, and earth station operation and maintenance. Rotating shifts. Requires First Class FCC License, quad tape and TV transmitter experience. Salary range: \$11,662 to \$14,239 per year. Contact Kirk, WDSE-TV, 1202 East University Circle, Duluth, MN 55811, Telephone (218) 724-8568. 5-79-1t



RCA...we're  
engineering  
tomorrow's  
products today.

## RF CIRCUIT DESIGN

RCA Corporation, for over half a century a world leader in electronic communications, is looking for creative, ambitious RF Circuit Design Engineers to help develop the next generation of equipment in advanced areas such as TV Transmitters, AM/FM Transmitters and Mobile Communications.

RCA Meadow Lands' modern facility is located in scenic western Pennsylvania, near Pittsburgh, and close to three excellent universities that offer advanced degree programs for ambitious engineers. In addition, we offer in-house technical courses conducted at the graduate level. All outdoor recreations, including excellent hunting and fishing, are at your doorstep.

We offer attractive salaries commensurate with your experience, plus an excellent benefits package, an income savings plan, and a tuition loan and refund plan. If this sounds like the professional life-style that you're looking for, please send your resume, with salary requirements, to:

H. R. Earle, Dept. BE-579  
RCA  
Meadow Lands, PA 15347

*We are an equal opportunity employer F/M.*



## HELP WANTED (CONT.)

**TELEVISION HELP WANTED—IMMEDIATE OPENINGS.** Experienced in maintenance of professional closed circuit systems for N.Y. company. Looking for persons with supervisory potential. Many benefits including paid medical and pension plan. Send resume to Technical Operations, P.O. Box 268, New Hyde Park, N.Y. 11040, or call Personnel Mgr., (516) 352-2238. 5-79-1t

**VOICE OF AMERICA HAS OPPORTUNITIES FOR U.S. CITIZENS** qualified as Civil, Electronic, Mechanical and Electrical Engineers. Supervisory openings available in Liberia and Philippines for broadcast station construction projects. BS in Engineering or equivalent experience in construction and contract supervision required. Must be available on a world-wide basis. Starting salary commensurate with skills and experience plus housing and overseas allowances. Civil Service Application (Form SF-171) available at Office of Personnel Management (formerly the Civil Service Commission) Job Information Centers and most federal buildings should be sent to International Communication Agency, Code 15-79, Washington, D.C. 20547. An Equal Opportunity Employer. 4-79-3t

**CHIEF ENGINEER:** FCC First Class and transmitter experience required. Responsible for FM station and supervision of CCTV maintenance. Salary is \$19,734-\$23,197, D.O.E. with excellent benefits package. Resume to: Ted Sodergren, College of DuPage, Television Services, Glen Ellyn, IL 60137, (312) 858-2800, EOE/AA Employer. 5-79-1t

**TECHNICAL E.N.G. VIDEOTAPE EDITOR**—San Francisco Television Station is seeking experienced 3/4" videotape news editors. First class radiotelephone license required. Send resume to Walter C. Nichol, KPIX Television, 2655 Van Ness Avenue, San Francisco, CA 94109. 5-79-1t

**CHIEF ENGINEER**—New U.H.F. T.V. Station located in major Northeast suburban market requires a 1st class licensed Engineer knowledgeable in all phases of T.V. station equipment. Attractive salary, benefits. Send complete resume, salary history and references to Dept. 452, Broadcast Engineering, P.O. Box 12901, Overland Park, KS 66212. All replies strictly confidential. 5-79-2t

**TELEVISION HELP WANTED—TECHNICAL:** Broadcast technician needed immediately for the Space Shuttle program. Requires strong Analog/Digital background and experience with Quad VTR's, Studio Color Cameras, Microwave, Video Transmission, Audio Synchronizers and other related systems. Contact Floyd L. Seiler, 914 Gemini, Houston, Texas 77058. 5-79-1t

**MAJOR MARKET MIDWESTERN NETWORK AFFILIATE** seeking good number-two man who will take some of the engineering management and maintenance load. Must be familiar with the latest broadcast equipment. Prefer someone with prior supervisory experience. An AA/EOE. Send resume with salary requirements to Dept. 453, Broadcast Engineering, P.O. Box 12901, Overland Park, KS 66212. 5-79-2t

**WANTED:** TV studio engineer. First class license. Familiar with Quad-VTR and studio camera set-up. Call Chief Engineer (713) 985-5557. 5-79-2t

**TRANSMITTER SUPERVISOR** for northern Michigan VHF satellite. Salary based on experience. CONTACT: Stuart Corpe, WGTU-TV, 201 E. Front, Traverse City, MI 49684. (616) 946-2900. 5-79-1t

**TELEVISION ENGINEER:** To help design, construct, troubleshoot, maintain and supervise installation and operation of videotape and disc duplication system in the middle Atlantic states. Studio experience a necessity. Color film chains, broadcast and helical VTR's, control circuits. Must be live wire, creative and go-getter person who is in love with the profession. Company benefits. State requirements. Send resume, salary history and references to Dept. 454, Broadcast Engineering, P.O. Box 12901, Overland Park, KS 66212. All replies strictly confidential. 5-79-1t



## HELP WANTED (CONT.)

### Broadcast Engineering Personnel Service (coast to coast)

We specialize in the placement of well qualified people in the Broadcast Engineering Industry: TELEVISION & RADIO STATION; Chief Engineers, Assistant Chiefs, Maintenance Engineers, etc. MANUFACTURING, VIDEO SYSTEMS, CCTV, ITV, CATV; Engineering Management, R&D, Project, Design & Development, Maintenance & Service, Systems, Applications, Sales & Marketing. Nationwide Data Bank for Employers & Employees. No fee to Applicant, Professional, Confidential Phone/Resume—Alan Kornish, KEY SYSTEMS New Bridge Center, Kingston, Penna. 18704. Employers inquiries invited. (717) 822-2196. Over \$1,000,000.00 in salaries placed. 2-79-tfn

### VIDEO ENGINEER

To fill a current vacancy at Sperry Univac's modern color television production studio in the vicinity of Princeton, N.J. Position involves the operation and maintenance of a full complement of broadcast grade video tape recording equipment, including 2" Quad helical recorders, Plumicon color cameras, Philips LDK-11 portable color cameras, RCA TK 28 film chain and associated monitoring, distribution and switching equipment.

Applicants must have completed job related technical school of at least 2 years duration or equivalent and a minimum of 3 years experience with demonstrable competency in the maintenance of color video recording equipment. A first class FCC license is desirable.

We offer excellent starting salary and a comprehensive benefits program.

If you qualify send your resume including salary history to

A. MIKKELSEN  
**SPERRY UNIVAC**  
P.O. Box 1110  
Princeton, N.J. 08540  
Equal opportunity employer

**NORTHERN VIRGINIA PUBLIC TV** has opening for 1st licensed TV engineer with solid electronics background to perform maintenance duties on studio gear. Experience preferred, but not essential. Also opening for Production Engineer. Resume and salary requirements specified first letter. Chief Engineer, WNVTV, 8325 Little River Tpke, Annandale, VA 22003. 5-79-2t

**ENGINEER:** First Class FCC license required. Broadcasting experience to include directional antenna systems, ampliphase transmitters, analog, digital CMOS circuitry. Technical school or similar educational background plus experience in fabrication and construction of electronic equipment. WZZD is an equal opportunity employer. Call S. Hnat at (215) 242-6300. 5-79-1t

# Put your technical skills to work with the broadcast equipment leader.



If you're a responsible individual who likes to travel and enjoys hands-on problem-solving on the most advanced state-of-the-art broadcast equipment — RCA has the opportunity you've been looking for.

RCA Broadcast Systems TECH ALERT is looking for unique individuals who have the experience and ability to manage their own careers, and who have an in-depth technical knowledge of broadcast equipment (such as cameras, video tape recorders, transmitters, or audio). These are high-visibility positions with the opportunity for advancement. A background in state-of-the-art RCA equipment would be a definite plus.

You will not be required to relocate, but you will be asked to travel widely to customer locations and be responsible for: checkout of newly-installed RCA Broadcast Systems products, resolution of technical problems, and instruction of customers in the operation and maintenance of the equipment. An engineering degree, or equivalent, is desirable.

RCA offers excellent starting salaries and a comprehensive benefits program.

Call collect, or send your resume, with salary requirement, to:

R. R. Willoughby, Mgr. Empl.  
RCA Broadcast Systems, Dept. BE-579  
Bldg. 3-2  
Camden, NJ 08102  
(609) 338-2501

# RCA



An Equal Opportunity Employer F/M.



HELP WANTED (CONT.)

## Engineering Project Manager

The Grass Valley Group offers proven professionals challenging career opportunities with a leader in television broadcast equipment. We're expanding into exciting new project areas utilizing state-of-the-art concepts in broadcasting equipment.

We have an immediate need for a highly qualified engineering professional to assume responsibility for specific R & D projects. The position requires an individual with management experience in addition to a comprehensive background in television broadcasting switching systems.

Interested and qualified candidates are invited to send a resume in confidence to Val R. Marchus, The Grass Valley Group, Inc., P.O. Box 1114, Grass Valley, CA 95945. An Equal Opportunity Employer M/F/H.

**Grass Valley Group**  
A Tektronix Company

**TRANSMITTER OPERATORS:** Arkansas ETV Network, 350 S. Donaghey, Conway, AR 72032. Starting Salary Range, \$8,710-10,192. 5-79-2t

**ENGINEERING TECHNICIAN** for major market production facility. Ultimately responsible for maintenance and operation of all TV studio equipment. Graduation from technical school and some work experience in electronics required. TV experience helpful, but will train the right person. Send resume to: Craig E. Blohm, Production Supervisor, CRC-TV, 6555 West College Drive, Palos Heights, IL 60463. 5-79-3t

**VIDEO PROJECTION TECHNICIAN.** A young, rapidly growing industrial video company seeks a motivated, experienced technician to service Advent, Panasonic, IMI and GE "Light Value" video projectors. Minimum requirements include 2 years repair experience with color TV and/or Advent projectors. Knowledge of digital, computer terminals and VTR's would be a plus. Salary negotiable. Applicants should send resume only (no later than May 25, 1979) to Andy Curtin, 1832 18th Street, N.W., Washington, D.C. 20009. 5-79-1t

**CHIEF ENGINEER** for new Denver area public TV station. Participate in original construction. First phone, maintenance experience with older RCA VHF transmitters, ENG equipment, STL, required. Send resume, salary history, and references to: John Schwartz, KBDI, Box 4262, Boulder, CO 80306. Equal Opportunity Employer. 4-79-2t

**TELEVISION BROADCAST TECHNICIAN:** Baltimore television station has an opening for a technician. Must have FCC 1st class license and technical school education. Send resume to: Chief Engineer, WMAR-TV, 6400 York Road, Baltimore, Maryland 21212. E.O.E. M/F. 5-79-2t

HELP WANTED (CONT.)

**A CHRISTIAN BROADCASTING COMPANY**  
Television Chain growing Fast  
needs top Engineer  
Miami/Ft. Lauderdale,  
midwest positions also available  
Send Resume immediately to:

Doug Greenlaw, VP/GM  
WHFT-TV  
P.O. Box TV-45  
Miami, Fla. 33169

3-79-3t

**AUDIO ENGINEER**—1st Class FCC License, high school diploma and at least one year experience in radio and television required. Trade school may be substituted for experience. Send resume to WHRO-TV/FM, 5100 Hampton Boulevard, Norfolk, Virginia. Deadline May 14, 1979. 5-79-1t

**Perform a death-defying act.  
Stop smoking.**

Give Heart Fund  
American Heart Association

## BROADCAST engineering

Advertising Sales Offices

**KANSAS CITY, MISSOURI**  
Helen Hull, P.O. Box 12901,  
Overland Park, KS 66212;  
Phone: (913) 888-4664

**NEW YORK, NEW YORK**  
Joe Concert, One Penn Plaza, Suite 2532,  
New York, NY 10001;  
Phone: (212) 564-8454

**FT. LAUDERDALE, FLORIDA**  
Brinker and Brinker,  
2240 N.E. 53 Street,  
Ft. Lauderdale, FL 33308;  
Phone: (305) 771-0064

**CHICAGO, ILLINOIS**  
Jim Reilly, 1011 E. Touhy Ave., Suite 245,  
Des Plaines, IL 60018;  
Phone: (312) 299-2601

**SAN FRANCISCO, CALIFORNIA**  
John MacKay, 703 Market St., Room 1109,  
San Francisco, CA 94103;  
Phone: (415) 546-1040

**LONDON, ENGLAND**  
John Ashcraft & Co., 12 Bear St.,  
Leicester Square, London, WC2H 7AS,  
England;  
Phone: 930-0525

**AMSTERDAM, HOLLAND**  
John Ashcraft & Co., John J. Lucassen,  
Sloterweg 303, 1171 VC-Badhoevedorp,  
Holland;  
Phone: 2968-6226

**TOKYO, JAPAN**  
International Media Representatives, Ltd.,  
2-29, Toranomon 1-chome, Minato-ku,  
Tokyo 105, Japan;  
Phone: 502-0656

HELP WANTED (CONT.)

## AUDIO/VIDEO MAINTENANCE TECHNICIAN

Top 35 market in Southeast needs person for routine and emergency repairs of all technical equipment used at a television station. Person must be able to diagnose equipment troubles using test equipment and must be proficient in both analog and digital circuitry. Must have FCC First Class. Send resume to Dept 454, Broadcast Engineering, P.O. Box 12901, Overland Park, KS 66212 5-79-1t

**Let's help each other.**



The American Red Cross

**It all adds up!**




**Birth defects are forever. Unless you help.**

TO PROTECT THE UNBORN AND THE NEWBORN

**March of Dimes**

THIS SPACE CONTRIBUTED BY THE PUBLISHER





*The new ADM® 1600 series broadcast production console*

## New! Audio for the '80's in a versatile package

Years-ahead design doesn't have to mean big in size. Audio Designs has created an entirely new generation of broadcast production consoles — engineered to anticipate the medium-market audio needs of the '80's.

The new ADM 1600 incorporates a wide range of features most requested by chief engineers around the country for medium-market broadcast and production facilities. It provides the same ease of operation and quality components found in our 3200 series and custom consoles. The ADM 1600 offers an array of capabilities for now and well into the next decade.

Our complete in-house design and manufacturing put so much quality into our audio consoles that we can confidently offer an exclusive 5-year warranty — the most comprehensive in the industry.

To learn more about how ADM can increase your audio capabilities, please contact Audio Designs and Manufacturing, Inc., 16005 Sturgeon, Roseville, Michigan 48066. Phone (313) 778-8400. TLX-23-1114. Call **The Audio Company** now!

**AMPEX** Distributed outside the U.S.A. by Ampex International Operations, Inc.





# SQUEEZOOM

is...

now with  
**CHROMAZOOM**



#### FRAME SYNCHRONIZER

Locks all remote signals to rouse sync. Network, ENG, Remote pick-ups, and satellite signals will mix with local signals with no disturbance.

Sampling video at 4 times sub-carrier for superior technical standard and picture quality.

#### CHROMAZOOM

New built-in composite CHROMAKEY gives halo-free pictures with full control of size, positioning and Squeezoom manipulation.

#### FRAME FREEZER

Will act like having another camera in the studio for still shots. Will freeze any full frame picture. Will retain last frame of interrupted incoming signal automatically until picture is restored.

#### VIDEO COMPRESSOR

No matter how a slide or scene comes in, you can compress and/or change its aspect ratio as you wish, down to one picture element, and position it anywhere on the screen.

Ask for demo tape for convincing force of Squeezoom. Available in NTSC, PAL and SECAM.

#### ELECTRONIC ZOOM

See or read information not possible without zoom.

In sports, determine if ball is good, simply freeze and enlarge. Call foul plays more accurately. Zoom capability on a remote or recorded scene. Zoom while chroma key tracking.

#### VERY SPECIAL EFFECTS

With 2 channels or more, open new unlimited vistas of movie-type effects.

Avoid FCC violations. TV blanking standards automatically restored with squeezezoom.

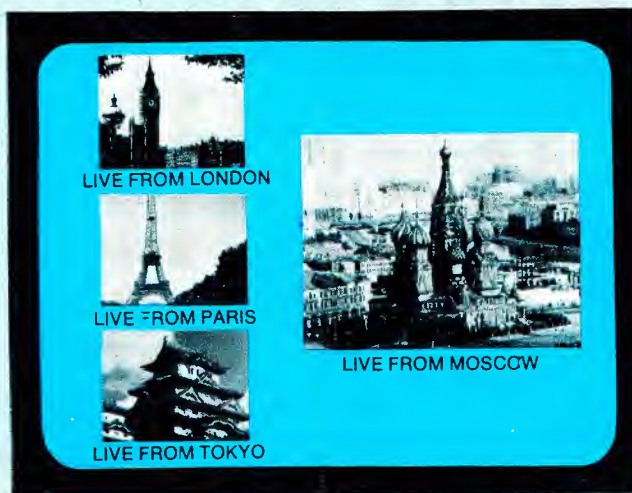
Record 4 pictures on one recorder and play back any one full screen with no perceptible degradation.

Display two or more ENG feeds simultaneously. Decided advantage in news, special events, sports.

Conceived, designed, and manufactured in Florida by **Vital Industries, Inc.**-makers of the VIX-114 Series Switching Systems.

Patented

## One Channel or up to 4 Channels in One



### Simultaneous Live Telecast

MORRELL BEAVERS Midwest  
2644 North Seventh St.  
Terre Haute, Indiana 47804  
Phone 812/466-3212

ERIC KING Southeast  
Fox Hill Road  
Lynchburg, Va. 24503  
Phone 804/384-7001

ROBERT McALL or BARRY ENDERS Northeast  
34 Autumn Lane, Hicksville, N. Y. 11801  
Phone 516/735-0055

GORDON PETERS Southwest  
P. O. Box 912  
Arlington, Texas 76010  
Phone 817/467-0051

BARRY HOLLAND West Coast  
7960 West Beverly Blvd.  
Los Angeles, California 90048  
Phone 714/497-4516

HI TECHNOLOGY PRODUCT INNOVATORS



**VITAL INDUSTRIES, INC.**

MAIN OFFICE: 3700 N.E. 53rd Ave., Gainesville, Fla. 32601 U.S.A.  
Tel.: Area 904-378-1531 + TWX 810-825-2370

Circle (2) on Reply Card