


SENCORE

NO. 1 MANUFACTURER OF ELECTRONIC MAINTENANCE EQUIPMENT



426 South Westgate Drive ■ Addison, Illinois

TUBE CHECKERS



TC142 THE MIGHTY MITE V

NEW



- FASTER THAN EVER
- MODERN AND UP-TO-DATE
- MIGHTY MITE RELIABILITY
- CHECKS OVER 3000 TUBES

The fifth generation of the famous Mighty Mite tube tester still has all of the features that made the 50,000 Mighty Mites before it so popular. The Mighty Mite has long been the leader among tube checkers, because it has the versatility, reliability and durability professional service men demand . . . Checks them all, fast and easy: compactrons, Novars, Nuvistors, frame grid types, and the latest 10 pin types, such as 6U9, 6Y9, and 6W9. Now the Mighty Mite V even has a new Magnoval socket for checking such types as 6BG5, 6KG6, 6EC4, 9ED4, 19KF6, 27KG6, 28GB5, 8233, 8608, EL500, LL505 and PD500. Checks more tubes than any other tester, over 3000 in all.

Speedy. New, simplified arrangement of the setup controls assures even faster setup than previous Mighty Mites. A third hand set-up booklet holder cuts setup time and speeds tube testing.

Reliability. The Mighty Mite V accurately checks each tube at full rated cathode current for emission. Less reliable testers miss this point.

Reliability. A VTVM circuit measures grid leakage caused by contamination with a high sensitivity of 100 megohms. This extra sensitivity finds the tough dogs that other testers miss.


Reliability. Shorts test uses famous stethoscopic approach that checks each individual element of a tube against all others for shorts.

Rugged. Durable vinyl-clad all steel construction, with a scratch resistant brushed chrome panel that can really take it. The Mighty Mite V is designed to take constant use and come up looking brand new. A detachable hinged cover, to protect the face when traveling from job to job, completes this handsome instrument.

Time proven, use tested, the famous Mighty Mite V is a real bargain. 10" x 9" x 3 1/2", 9 lbs.

\$74⁵⁰

MU140 THE CONTINENTAL



AMERICA'S FINEST MOST RELIABLE TUBE ANALYZER. AND STILL THE SPEEDIEST TESTER IN TOWN . . .

Step up to a TRUE Gm tester. ■ 5000 Cycle Gm test ■ Full Cathode Emission Check ■ 100 megohm Grid Leakage Test

A "must" for modern servicing . . . Production line testing . . . Quality control . . . and Laboratory . . . The Continental checks tubes accurately and from every possible angle. It just cannot lie. Tubes that don't perform are found fast and in no uncertain terms. Each tube is checked for:

- Full rated cathode current drawn from every tube. Important when checking power and rect. tubes.
- 100 Megohm Grid Leakage test to find the tough grid contamination defects that other testers miss.
- Stethoscopic shorts test that checks each element against all others for shorts.
- True Gm using 5000 cycle square wave to completely analyze any tube.
- Life Test to find intermittents and temperature sensitive failures.

FAST . . . Using only the first three controls, the Continental is a speedy Mighty Mite tester. Flip the last three switches into operation from the setup data and you have an ultra accurate Mutual Conductance test.

New Setups can be made from any good tube manual or data sheet. No need to wait for tube setup information with this straight forward approach.

Laboratory accuracy; meter readings for Gm are in actual micromhos.

Checks over 3000 foreign and domestic tubes.

Here is a superb mutual conductance tester that is everything you could want. Its famous four way independent tests make you a master of the art of tube testing. . . . The beautiful Continental is housed in a vinyl-clad solid-steel attache case with lustrous all-chrome front panel. Up-to-date plastic coated tube chart is tear-proof and washable. Yet at a price below all competition. 17" x 11" x 4" 18 lbs.

\$179⁵⁰



CRT CHECKERS

CR13 CRT CADET



CR143 CRT CHAMPION



NEW



FAST ACCURATE EASY TO USE AND INTERPRET.

The new Sencore CRT Cadet offers standard CRT tests and simplified rejuvenation procedures. The CRT Cadet tests all black and white tubes and color tubes too for interelement shorts, emission, and for control grid cut-off capabilities. Push button life test helps you find the CRT that is starting to go bad. Each color gun is checked individually. DC is used throughout to insure proper testing and to avoid damage to tube elements. Unique cabling system has plug-in sockets for ease of testing and to simplify updating if the need should arise.

One-step rejuvenation and automatically controlled RC timer presents a fast on-the-spot back up if the CRT is bad. Shorts can be removed as well with the automatic circuit. It virtually thinks for you.



When the REJ button is pushed, the large electrolytic is disconnected from the tester circuit. A direct short in the CRT will quickly discharge the capacitor so that no damage is done. If the tube needs rejuvenation, the RC timer takes over to apply the longest rejuvenation cycle to the CRT that has the lowest emission. The user simply pushes the rejuvenation button without fear of damage. No new voltage is applied until the button is released and pushed again.

New line voltage adjust insures you of the most accurate check possible. Truly a good buy at

Chrome panel and black vinyl case. 10" x 9" x 3 1/2", 11 lbs.

\$79⁹⁵

NEW



A DELUXE CRT TESTER THAT MAKES EVERY TEST ACCORDING TO INDUSTRY STANDARDS.

The CRT Champion is a must for accurate testing of color guns for tracking at all settings of the TV brightness control. A truly fine tester that works as well for checking black and white tubes. Now, for the first time, CRT manufacturer's testing recommendations can be followed to the letter; and without the need of time consuming charts or logging of comparison readings. It is all done automatically in the CRT Champion. Separate screen grid controls are provided for each color gun so that each gun can be set up just like in the color receiver. Then, each gun can carefully be compared to the other for tracking. This check is extremely important when it comes to claiming credit on a defective color CRT from the manufacturer.

The Champion has all of the standard tests too, such as shorts test, emission test with pure DC, and life test. It is much easier to use than you might imagine.

Rejuvenation and shorts removal is accomplished with the exclusive Automatic Controlled Rejuvenation circuit just like in the CR13 Cadet. Three rejuvenation positions insure the user that he can go to any length to save a faulty tube or equalize gun currents in color tubes. Line adjust control provided is essential when checking critical tubes where line voltage fluctuations might cause improper readings.

Equipped with plug in sockets for fast testing and easy up dating. Controls, calibrated in actual DC volts, are so standard that they can be set from any CRT manual if the need should arise. Housed in chrome panel and rugged all steel vinyl case with spacious lead compartment. 10" x 9" x 3 1/2" 11 lbs.

\$99⁵⁰


COLOR GENERATORS



CG141 COLOR KING



NEW



**THE KING
OF ALL
COLOR
GENERATORS**

Here is truly the finest Standard color bar generator modern technology and design methods can produce. At long last a generator that can be completely relied upon for functional design and absolute stability. Patterns will remain rock solid at any temperature. Compare these features with any generator in any price range.

- **Temperature controlled Circuits:** No more worry about pattern instability in cold weather or on hot days. Sencore's new "Temp Control" maintains a thermostatically controlled temperature above 80 degrees even on the coldest days. New silicon timers specially designed for hot weather maintain complete stability to 140 degrees fahrenheit. A Sencore exclusive.
- **TWO new color patterns:** The Color King has all five standard patterns plus two NEW patterns; a single dot and a single cross. The dot and cross can be centered or moved to any spot on the screen, simplifying both static and dynamic convergence. A Sencore exclusive.
- **NEW Snap Tuning for channels 2 through 6.** Eliminates troublesome tuning between channels and co-channel interference. It's just like tuning in a channel on your TV.
- **Interlace.** A patent pending interlace control to stop dot bounce found on some sets. Forms a perfectly round dot.
- **New Analyzing features:** Increased output of composite chroma ($\pm 7VPP$) and Sync signals ($-5VPP$) for new TV sets makes the job of tying down Chroma troubles a snap.

- **Standard color bars . . .** RCA licensed standard color bars, 14 horizontal lines, 10 vertical lines, cross-hatch, adjustable white dots, and an individual movable single dot and single cross. Complete convenience.
- **Crystal controlled sound carrier** 4.5 megahertz for adjusting fine tuning according to manufacturer recommendations.
- **Color gun interruptors . . .** with switches on the front panel. Resistors in lead piercing clips eliminate picture smearing found on other generators.
- **Solid state . . .** AC operated and solid state throughout. Zener regulated power supply for added stability and solid patterns.
- **No internal adjustments.** All adjustments are located on the front panel under the hinged pattern strip. You never have to tear your generator apart to make a simple touch up adjustment. Three timer controls, 5 fine tuning trimmers, one for each channel, and a dot size adjustment. Sencore exclusive.
- **All steel vinyl covered case** with removable protective lid. High quality shock mounted plate glass mirror in lid for convenient set-up and convergence in the home.

You must agree that the Sencore Color King has everything. Yet it's priced as much as \$20.00 under other generators that offer far less. 10" x 9" x 3½", 9 lbs.

\$149⁹⁵



COLOR GENERATORS

CG10 - CG12 LO-BOY

CA122B ANALYZER

CG10.



CG12.

LO-BOY STANDARD COLOR BAR GENERATORS

You expect more from SENCORE—and the LO-BOY proves you get it. Feature for feature, dollar for dollar, it's far and away your best buy in color generators.

COLOR BARS. Ten standard RCA-licensed color bar patterns; NTSC phased colors.

PATTERNS. Crosshatch, vertical lines, horizontal lines, adjustable white dots—all the patterns found on generators costing as much as \$100 more. All at the flick of a switch. No lines missing on crosshatch—14 horizontal and 10 vertical.

INTERLACE CONTROL. A Sencore "first." Stops dot bounce that varies from set to set.

COUNTING CIRCUITS. All new, Patent pending, using new silicon transistors that perform up to 140°. Crystal controlled timers for the utmost in stability.

TIMER CONTROLS. Right on the front panel, within easy reach. As easy to adjust as the horizontal and vertical hold controls on a TV set, if they should ever jump. Absolutely eliminates timer instability.

ALL SOLID STATE. Low warm-up time, provides all patterns instantly.

CONSTRUCTION. Tough, scuff-resistant vinyl-clad steel that can "really take it;" stays new looking longer. Compact—hardly bigger than a cigar box. Easy to carry from job to job.

SENCORE CG10. New zener regulated battery power with long-life "C" cells. The 12 volt battery supply can wear down to nearly 9 volts without affecting the circuits. New leakproof battery holders permit easy replacement without dismantling the unit.

Priced at less than the cost of a kit, only


\$89⁵⁰

SENCORE CG12. AC operated with a zener regulated power supply for added stability even with line voltage variations. Has 4.5 MHz crystal controlled signal for fine tuning as recommended by color TV manufacturers.....only 10" x 8³/₈" x 3¹/₈" 8 lbs.

\$109⁵⁰

Here is a complete comprehensive analyzer for color and black and white servicing. The CA122B is a complete standard color bar generator as well. Its outstanding features place it in a class by itself. You get a combination value of analyzer and color bar generator for the price of a generator alone.

- **Complete convergence patterns.** Standard RCA licensed color bars, 10 vertical lines, 14 horizontal lines, crosshatch, adjustable white dots, and a no modulation position for purity and grey scale tracking adjustments. Complete in every way.
- **Pinpoint problems by signal injection.** Variable RF output Ch. 2, 3, 4, 5, 6 for pattern injection into the antenna terminals. Variable IF output 20MHZ to 50MHZ . . . for tuner substitution or injection directly into any IF stage; quickly locates defective or low gain IF stages. Composite Video, Chroma, and horizontal and vertical sync pulses all continuously variable both positive and negative up to 30 volts peak to peak; for trouble shooting any of these stages by simple signal substitution.
- **4.5 MHZ crystal output** insures accurate fine tuning. Also used to trouble shoot sound problems in sound IF circuits . . . 900 hertz audio signal for injection into any audio stage up to the speaker.
- **Color gun interruptors;** switches on the front panel use lead piercing clips with isolating resistors in the clip to prevent picture smear.
- **Vacuum tube operated** for proper impedance match when injecting signals into high impedance circuits. AC operated, the CA122B is a proven workhorse. A complete analyzer yet portable enough for use on service calls.




Handsome all steel case and chrome panel with large lead compartment features functional, modern styling. 10" x 14" x 8", 15 lbs.

\$187⁵⁰

OSCILLOSCOPE



PS127 PROFESSIONAL 5 INCH SCOPE



- WIDE BAND, HIGH SENSITIVITY
- DIRECT PEAK TO PEAK VOLTAGE MEASUREMENTS
- HALF MEGAHERTZ HORIZONTAL SWEEP
- BUILT IN LOCAP AND HI VOLTAGE PROBE

The many exclusive features places this scope in a class by itself. Portable and smartly-styled, this oscilloscope equips you for every servicing job; outstanding flexibility makes it ideal for field engineering and production line testing and many other applications where ease of operation and healthy specifications are desired. The Sencore PS127 compares to other scopes costing much more for comparable features and performance.

Direct vertical peak to peak voltage readout that is always accurate. Voltages are read right off the front panel. No need to feed in confusing calibration signals and interpolate readings. Measure exactly any voltage on display with no confusing band-switching. It is even faster than using a VTVM.

Wide Band. Vertical amplifier frequency response from 10Hz to 5.2 megahertz, ± 1 DB. Rise time of .055 microseconds. This extra response insures true waveform reproduction of complex signals.

High Sensitivity . . . Vertical amplifier sensitivity of .017 volts rms per inch deflection. Great for transistor work and to read low level signals such as directly from the tuner in a TV receiver.

Extended Horizontal sweep frequencies . . . Horizontal sweep ranges 5 cycles to 500KHZ in five overlapping ranges. TV horizontal and vertical sweep frequencies preset on coarse control.

Positive Sync . . . outstanding stability is due to precise control over sync signals. Variable control

enables operator to lock in complex waveforms almost as easily as triggered sweep types.

High input impedance . . . Minimum circuit loading is assured with input Z of 27 megohms shunted by 9pf using built-in lo capacity probe. Direct probe Z of 2.7 megohms shunted by 99pf.

Five Kilovolt hi voltage rating in built in low capacity probe to view waveforms in TV horizontal and vertical output circuits.

Horizontal frequency response (3DB, from 10 cps to 650 kc) guarantee linear sweep and positive sync.

External inputs for horizontal sweep and external sync on front panel. With provisions for intensity modulation and direct connection to deflection plates on rear of instrument.

Retrace blanking . . . Horizontal retrace is built-in and effective on all of the horizontal sweep ranges.

Standby switch. Cuts to half power when unit is not in use and provides instant warmup when needed.

All steel case with beautiful brushed chrome front panel, the Sencore PS127 is as handsome as it is functional.

11" x 9" x 15 $\frac{1}{2}$ ", 22 lbs., 100 watts, 60 cycle, AC, 47 watts on standby.

39G3 Demodulator probe\$5.75

\$199⁵⁰



SM112B SERVICEMASTER



**EXCLUSIVE
2 IN 1
VTVM & VOM
COMBINATION**

Accurate enough for the laboratory and yet the ideal meter for the serviceman or man on the go. It's a standard VTVM but a battery operated VOM at the flick of a switch.

SIMPLE: Just one function switch, one range switch, and one probe for all functions of VTVM and VOM.

Voltage, current and resistance in 33 ranges—for accurate, dependable measurements anywhere, any time.

VTVM operates from 115v ac. Lighted arrows on the VTVM scales automatically indicate the exact scale to read.

VOM gives you a portable 5000 ohms per volt meter for use where power is not available.

Large, easy-to-read 6 inch two percent meter covers all measurements.

VTVM SPECIFICATIONS

VTVM DC VOLTS . . .

Ranges: 0 to 3, 10, 30, 100, 300, 1000, full scale.
Input resistance: 11 megohms.
Accuracy: $\pm 3\%$ full scale.

VTVM AC VOLTS

Ranges: (RMS) 0 to 3, 10, 30, 100, 300, 1000 full scale.
Frequency Response: 30 HZ to 4.5 MHZ on first four ranges.
Accuracy: $\pm 5\%$ full scale.
Peak to peak ranges: 0 to 8.4PP, 28PP, 84PP, 280PP, 840PP, 2800PP.

VTVM OHMMETER

Ranges: 0 to 1K, 10K, 100K, and 0 to 1,10 and 1000 megohms.

VOM SPECIFICATIONS

VOM CURRENT:

1 range 0 to 1 amp.

VOM DC VOLTS

Ranges: 0 to 3, 10, 30, 100, 300, 1000.
Sensitivity: 5,000 ohms per volt.
Accuracy: $\pm 3\%$ full scale.

VOM AC VOLTS

Ranges: 0 to 3, 10, 30, 100, 300, 1000.
Sensitivity: 500 ohms per volt.
Accuracy: $\pm 5\%$ full scale.

VOM OHMMETER

Ranges: 0 to 10,000 oms; 0 to 1 megohm.

Professional quality through and through . . . New bench styling in rugged vinyl clad steel case. Cabinet 9" x 7½" x 6", with brushed chrome panel. Weight 6 lbs.

Hi Voltage Probe HP118 for SM112, SM112A, SM112B.....\$7.95

\$89⁹⁵



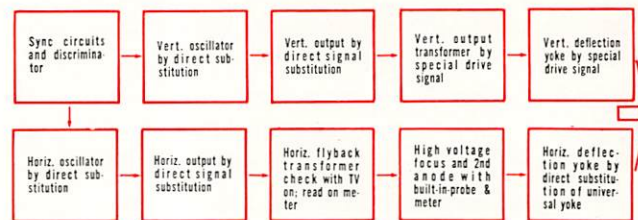
SS137 COMPLETE SWEEP CIRCUIT ANALYZER



Everything you need to isolate ANY sweep circuit troubles in seconds and eliminate all guesswork.

Simplifies Sweep circuit trouble shooting in all Color or Black and White receivers. Uses positive, tried and proven signal injection and component substitution to find the tough sweep circuit problems. All tests dynamic, in circuit, with the TV set on.

Checks all sweep circuit functions shown in block diagram.



External checks with built-in VTVM: No need to hunt for a second meter while checking out the sweep circuits; DC volts from 0 to 1000 volts, AC volts peak to peak from 0 to 1000 volts, and 2nd anode voltage measurements of 10KV and 30KV. Current scale of 300 Ma for checking fuse current and output tube cathode current; special 3 Ma range for setting high voltage regulator current in Color TV.

Housed in all steel case with shock mounted high quality plate glass mirror in detachable hinged cover. 10" x 9" x 3½", 10 lbs.

\$94⁵⁰



MX11 CHANNELIZER



SIMPLIFY FM-STEREO SERVICING WITH CHANNELIZER

Stereo Multiplex is here, now, and growing as fast as Color TV. All you need to start "channelizing" profits your way is the new Sencore Econoline MX11 Channelizer Multiplex Generator. So light and compact you take it with you on your TV service calls, and when in the home suggest an alignment on the FM-Stereo hi-fi in the corner.

So simple to operate, you need no other instrument. Just hook up the RF output cable to the receiver antenna terminals; connect the two speaker leads in place of the speakers; then read the channel separation directly on the meters. Two meters with built-in 8 ohm loads substitute directly in place of speakers. When you flick on the left channel switch you have left channel output; now flip on the right channel switch and you have both. Pilot signal can be turned off or to 5 or 10 percent as required. That's all there is to it.

All solid state circuitry—crystal controlled—battery operated. Feature for feature, dollar for dollar, the Sencore MX11 Channelizer is your No. 1 buy in multiplex generators. Includes all leads that you need for hook up and complete checks. You need no other instrument to do the complete job.

10" x 8 $\frac{3}{8}$ " x 3 $\frac{1}{8}$ " 6 lbs.

\$99⁵⁰

MX129 ANALYZER



FM STEREO MULTIPLEX GENERATOR AND ANALYZER

A completely transistorized FM stereo generator that provides all signals generated from the FM transmitter. Here is a lightweight portable unit for your shop or in the home service. All crystal controlled to maintain stability. It's an analyzer too; operating controls offer the user full control over the left and right signals, pilot signal and modulating signals. Stereo signals are formed from internal 1000 or 60 hertz or from external generator, mike or phono pickup. Exclusive built in meter, calibrated in DB and PP volts, is used to balance the left and right signals to insure the utmost in signal balance; also used as an external meter or connect across the speakers for channel separation checks. Channel separation and adjustment (if necessary) can be made without pulling chassis by injecting FM signal at antenna terminals. RF is pre-set at 100mc at factory but can be adjusted to any point on the FM band from front of unit. Composite stereo signal available at composite output jack for injection at the stereo adaptor for trouble shooting or as a check on RF and IF alignment. 67 HZ sub-scription signal provided on carrier or unmodulated for trap alignment. All steel case with detachable protective cover. 10" x 9" x 3 $\frac{1}{2}$ " 9 pounds.

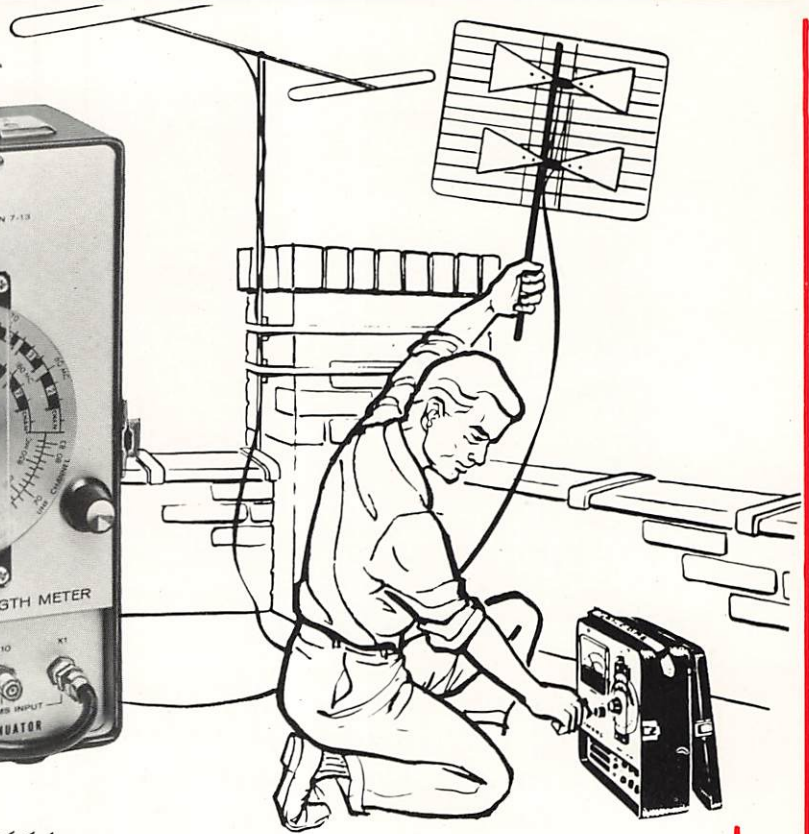


\$169⁵⁰



FIELD STRENGTH METER


FS134 UHF-VHF-FM SOLID STATE FIELD STRENGTH METER




CHECK DISTRIBUTION SYSTEMS



COLOR INSURANCE



MAKE ANTENNA COMPARISON



MEASURE DROP IN TRANSMISSION LINES



CHECK SIGNAL GENERATORS

Get in on the lucrative business in distribution systems, UHF, FM, and VHF antenna jobs with the all new FS134 completely solid state portable field strength meter. Calibrated in true microvolts on all bands: $\pm 3\text{DB}$ on VHF-FM/ $\pm 6\text{DB}$ on UHF.

FS134 Field Strength Meter—The FS134 uses Jerrold coax connectors so you can correct problems on existing systems, as well as install, balance, and check new distribution systems. Built-in attenuators of 0, 20, and 40 db (X1, X10, and X100) enable you to measure signal strength from the amplifier to the last tap-off in the system. The FS134 is portable and requires no AC cord; you can take it to the top of the tower to orient the VHF TV, UHF TV, and FM antennas for best signal with minimum interaction between them. Highly sensitive: 30 Microvolts $\pm 3\text{DB}$ on VHF-FM and 30 Microvolts $\pm 6\text{DB}$ UHF. Separate built-in UHF tuner for greater accuracy in critical antenna work and translator checking. 4" 2% meter calibrated in microvolts and db. Uses

industrial standard for 0 db, often called 0 DBJ or DBM.

Now check db loss in various cables and lines, compare different antennas and amplifiers for db gain, field intensity surveys, and show a critical customer why he needs a new antenna for his FM stereo or color TV set. The audio amplifier and speaker let you monitor the TV or FM sound signal and aid in tracking down noise. Besides the Jerrold connector for 75 ohm cable, the FS134 has a built-in balun to match 300 ohm twin-lead; no messy adaptors. The FS134 is powered by easy to get "C" cells or optional rechargeable battery supply (part #39G15), installed in minutes as cheater cord receptacle is already riveted to panel. 10" x 9" x 5", 9 lbs.


39G15 Rechargeable battery supply (less battery)\$9.95

\$199⁵⁰

TRANSISTOR TESTING



TR139 IN CIRCUIT TESTER



THE TRANSISTOR TESTER THAT REALLY WORKS IN CIRCUIT. • Check true AC Beta (ac gain) in and out of circuit • Check I_{cbo} (leakage) • Check Diodes in and out of circuit

To solve the time-consuming problem of removing transistors from their circuit for simple testing, Sencore has developed the TR139. The TR139 lets you check any transistor or diode in the circuit without disconnecting a single lead. Nothing could be simpler or quicker. At the same time, the TR139 is a completely reliable out of circuit transistor and diode tester.

TRUE BETA Measurements in or out of circuit . . . Beta is the all important gain factor of a transistor. AC beta is read on a large 6-inch meter by simply setting the Cal knob and then pushing the beta test button. Circuit impedance is automatically compensated for on in circuit tests when the meter is set at the Cal line. The TR139 measures the ratio of AC signal on the base of the transistor to that obtained on the collector, which is AC current gain known as beta.

I_{cbo} Measurements . . . The leakage current (I_{cbo}) of any transistor in microamps is read directly on the meter. This is highly important as many transistors have good beta but do not work in the circuit because the leakage current between collector and base has become too high.

Out of circuit tests. . . Single test procedure for in and out of circuit testing. Transistors can be matched, sorted and selected, for specific require values of beta and I_{cbo} .

TESTS DIODES. The NEW TR139 checks both rectifiers and diodes either in or out of the circuit. The in-circuit test gives a speedy "go or no go" indication. Out of circuit testing measures the actual front to back conduction in microamps.

COMPLETE PROTECTION. Special circuitry in the TR139 protects even the most delicate transistors and diodes, even if the leads are accidentally hooked up to the wrong terminals of the transistor. You can't do any damage to the transistor, the circuit, or the TR139 if you error in making connections.

NO SET-UP BOOK. Just hook up any unknown transistor to the TR139. It will tell you beta and I_{cbo} without so much as a glance at a set-up book or transistor manual. Determine PNP or NPN types at the flick of a switch.

So straight forward that a "HOWARD W. SAMS" transistor manual is included for beta and I_{cbo} reference. Zener regulated power supply.

All steel vinyl covered case with brushed chrome panel. Looks and features compare to laboratory testers costing much more. Beta range, 2 to infinity. Range I_{cbo} , 0 to 5000 microamps. 9" x 7½" x 6", 8 lbs.

\$89⁵⁰

TR115 TRANSISTOR-DIODE CHECKER




Tests transistors for leakage, gain, opens and shorts (out of circuit only)—good, bad or directly in DC beta; checks diodes for forward to reverse ratio. From smallest hearing aid transistors to auto radio power types. Simply operated, proven checker can be used without set-up chart for service and experiments.

5" x 4½" x 2½". 2 lbs.

\$24⁹⁵


BE124 BATTERY ELIMINATOR



Power supply replaces batteries during transistor radio repair. Tapped voltages at 1.5 volt DC intervals from 0 to 12 volts on front panel, connects simply for center tap and bias voltages as required. Function switch converts meter to trouble-shooting 0 to 50 Ma current reading device to monitor transistor radio current drain. Charges nickel-cadmium batteries.

Guaranteed accurate. 5" x 4½" x 2½", 3 lbs.

\$24⁹⁵



RC145 HANDY "53"

NEW



8¼" x 4¾"
x 4¾", 3 lbs.

Fifty three frequently used values of resistors, capacitors and dual or single electrolytics. Twelve 1 watt resistors from 10 to 5.6k ohms. 12 ½-watt resistors from 10k to 5.6 megohms. Ten 600-volt capacitors from 100mmfd to .5 mfd. Ten electrolytics that can be used as duals or singly to form up to 25 different values. Exclusive electrolytic surge protector circuit prevents arc, spark or heating of electrolytic in set; 2mfd to 250mfd at 450 volts.

\$34⁹⁵

RC146 HANDY "75"

NEW



Seventy five frequently used values of carbon resistors, capacitors, electrolytics, power resistors and universal selenium and silicon rectifiers for fast on the spot substitution. Resistor, capacitor and electrolytic line up is exactly same as RC145. Power resistors of 20 watts from 2.5 to 15,000 ohms and a universal .5 amp silicon and selenium rectifier makes the RC146 truly deluxe for parts substitution.

10¼" x 4¾" x 4¾", 3½ lbs.

All Sencore substitution units sell for less than the cost of the parts alone.

\$44⁹⁵

TC131 TUBE TESTER



The "Counter/Bench" version of the famous Mighty Mite Tester shown on page 2, designed for two-way use—as a professional shop tester and customer self-service unit. Semi-automatic; simply turn function control to any test and watch lighted arrow on big, 6-inch meter stop on right scale—user can't go wrong, no neon lights or guesswork—everything is read on meter. Only 3 set-up controls. A money-making traffic-builder.

Fits standard 24-inch counter. 21" x 22" x 4½", 20 pounds.

\$99⁵⁰

RC144 HANDY "36"

NEW



36 different, most often needed resistors and capacitors for experimenting, substituting and testing—24-½ and 1 watt resistors from 10 ohms to 5.6 megohms, 10 capacitors from 100mmfd to .5 mfd, at 600 volts. 2 electrolytics at 10 mfd and 40 mfd at 450 volts DC. 4" x 5" x 2". 2 lbs.

\$14⁹⁵

FC147 FILAMENT CHECKER

NEW



Check continuity of all tube filaments including the new Compactrons, Novars, 10-pins, Nuvisors and the new Decals. Test leads for CRT filament checking. Also, doubles as neon voltage indicator. TV cheater cord is used to power unit as a check on the cord to insure 115 volts AC on TV. 4" x 3" x 1". 1 pound.

\$4⁹⁵

BE113 DUAL TV BIAS SUPPLY



Save time in AGC trouble shooting and TV alignment. A single or two separate 0 to 20 volts DC bias supplies—without interaction. Provides all recommended TV alignment biases. Well filtered; effectively pure DC with less than 1/10th of 1% ripple—calibration accuracy better than equivalent battery tolerance.

4" x 2" x 2", 1 pound.

\$12⁷⁵

Sencore's most important goal is to produce instruments with the user in mind. All Sencore products are carefully engineered to perform to the utmost and truly fill a need. Functional design and simplicity of operation is an essential portion of the basic design of each and every instrument that we produce.

Good solid design practices are important but they are only one step in the complicated process of the manufacture of test equipment. It is also important to maintain complete control over each and every phase and step of the manufacturing process. To accomplish this, all Sencore instruments are completely manufactured under one roof, from raw steel in the metal shop, to the careful and thorough final test at the end of our production lines. Every step of the way is methodically supervised by quality control, inspection, and the alignment and calibration standards department. At Sencore there is approximately one inspector or QC person for every five assembly workers. To our customers, all of this means reliability.

Only with Sencore can you be certain of getting full measure of value from a quality company. You can be confident that the instruments displayed on these pages are the finest in the industry.



QUALITY FEATURES OF EVERY SENCORE INSTRUMENT

STRENGTH & PORTABILITY
 All Sencore instruments are steel encased to insure rugged service and long life. In the shop, in the truck or in the field, Sencore instruments are built to give you reliable service longer.

COMPLETE OPERATING INSTRUCTIONS . . . Clearly written, detailed operating instructions are included with every Sencore instrument, along with complete Circuit Schematics and parts list. Tube and other setup charts are automatically mailed to you from the factory by merely signing and returning the warranty card.

ASSURED QUALITY . . . Assured Quality has made American produced Sencore instruments the first choice of professional servicemen. At Sencore, Every unit is inspected twice for overall quality, then subjected to an extreme continuous 24 hour performance reliability test, followed by rigorous tests for stability and proper calibration under all operating conditions.

FULLY GUARANTEED . . . Sencore products are guaranteed to be free from defects due to workmanship or component failure. Except for misuse, abuse, or damage through mishandling, any unit found defective within 90 days and returned to the factory service department will be repaired without charge, provided the Warranty Card has been returned within 10 days of purchase. A modest service charge is made for parts and/or labor in all other cases.