

THORDARSON TRANSFORMER COMPARISON DATA

New THORDARSON TRANSFORMERS are being supplied in place of the now obsolete 400-FX catalog types with similar characteristics. The new types are indicated by an asterisk (\*).

See your latest 400 catalog for the complete new THORDARSON LINE.

T Number	Mtg.	Application	Primary Impedance	Secondary Impedance	T/R	Centerleg	Mtg.	Dimensions			Wt. Lbs.
								W.	D.	H.	
* T-20A00	BAH	Line or Mic. to Grid or Grids . . . . .	600 C.T. 200 C.T. 50	60,000 C.T. 20,000 C.T. 20,000 C.T.	1:10	1/2 x 1/2	2	2-3/8	1-1/4	1-11/32	1/2
* T-20A01	FGV	Line or Mic. to Grid. . High Imp. Mic. to Line.	600 C.T. 200 C.T. 240,000	240,000 80,000 600 C.T.	1:20	3/4 x 3/4	2-3/8	2-7/8	1-7/8	2-5/16	1-1/4
T-65A73	FGV	Db Mic. to Grid . . . .	200 50	100,000 100,000	1:22.2		2-15/16	3-3/8	2-1/2	3	2
T-58A37	FGV	Db Mic. to Grid . . . .	200 50	100,000 100,000	1:22.2		2-3/8	2-7/8	2-1/8	2-3/8	1-1/2
T-70A83	FGV	High Imp. Mic. to Line.	100,000	200/50	1:22.4		2-15/16	3-3/8	2-1/2	3	2-1/4
* T-20A02	FGV	Line or Mic. to Grids .	600 C.T. 200 C.T. 50	240,000 C.T. 80,000 C.T. 80,000 C.T.	1:20	3/4 x 3/4	2-3/8	2-7/8	1-7/8	2-5/16	1-1/4
T-55A16	FGV	Mic. or Line to Grid or Grids. . . . .	200/50	100,000 C.T.	1:22.3		2-3/8	2-7/8	2-1/8	2-3/8	1-1/2
T-61A94	FGV	Line to Grid or Grids .	500/125	100,000 C.T.	1:14.1		2-15/16	3-3/8	2-1/2	3	2-1/4
* T-20A03	BAH	Plate and Mic. or Line to Grid . . . . .	5000-10,000 200	100,000 250,000	1:35	5/8 x 5/8	2-3/8	2-13/16	1-5/8	1-5/8	3/4
T-72A59	BAV	Plate and Mic. or Line to Grid . . . . .	5000-10,000 200	100,000 250,000	1:35		2-1/8	2-5/8	1-5/8	2	3/4
* T-20A04	BAH	Voice Coil to Grid. . .	3-6 50	37,000 315,000	1:80	1/2 x 1/2	2	2-3/8	1-1/4	1-11/32	1/2
T-83A78	FGV	Mic. or Line to Grid or Grids. . . . .	100	400,000 C.T.	1:64		2-3/8	2-7/8	1-7/8	2-3/8	1-1/4
T-86A02	BAV	Mic. or Line to Grid or Grids. . . . .	100	400,000 C.T.	1:64		2-3/8	2-7/8	1-3/4	2-3/8	1
T-14A94	BAV	Voice Coil to Grid. . .	4-8	100,000	1:112		2-3/8	2-7/8	2-1/16	2-3/8	1
* T-20A05	RTV	Line or Mic. to Grid or Grids . . . . .	600 C.T. 200 C.T. 50	60,000 C.T. 20,000 C.T. 20,000 C.T.	1:10	Special Hum Bucking	1-5/16 x 1-5/16	1-9/16 Dia.		2	1/2
T-15A66	RTV	Line to Grid. . . . .	500 - 333 250 - 200 125 - 50	60,000 C.T.	1:10	Special Hum Bucking	2-3/8 x 2-1/2	3	3	3-5/16	2-1/4
T-15A67	RTV	Line to Grid. . . . .	500 - 333 250 - 200 125 - 50	120,000 C.T.	1:15.5	Special Hum Bucking	2-3/8 x 2-1/2	3	3	3-5/16	2-1/4
T-15A68	RTV	Mic. to Grid. . . . .	60 - 38 - 30 22 - 15 - 10 5.5 - 2.5	60,000 C.T.	1:31.6	Special Hum Bucking	2-3/8 x 2-1/2	3	3	3-5/16	2-1/4
T-17A42	RTV	Line to Grid. . . . .	500 - 333 250 - 200 125 - 50	50,000	1:10		2-3/8 x 1-7/8	3	2-1/2	3-1/8	1-1/4

# THORDARSON

ELECTRIC MANUFACTURING DIVISION

*Maguire Industries*

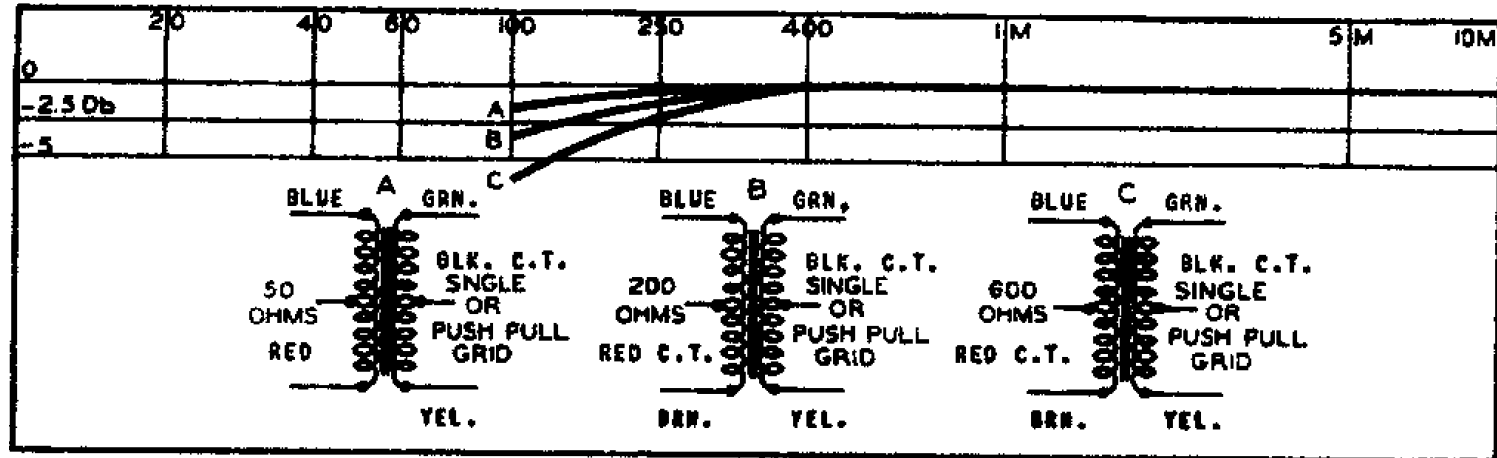
INCORPORATED

500 WEST HURON STREET • CHICAGO 10, ILLINOIS, U.S.A.

## OPERATING DATA SHEET

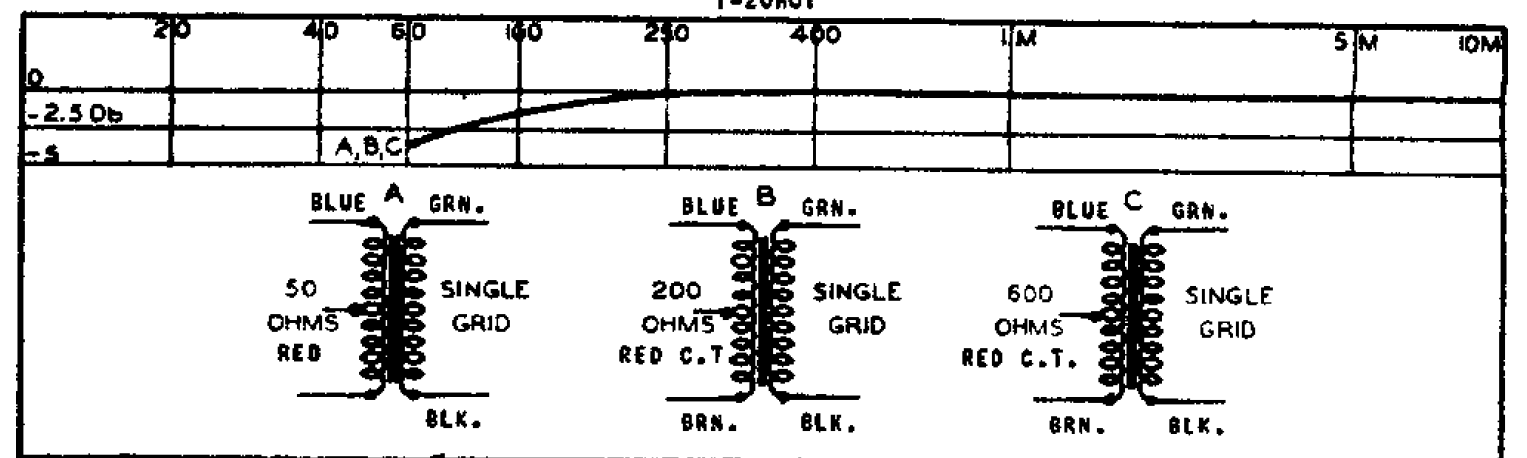
### AUDIO INPUT TRANSFORMERS

AUDIO INPUT TRANSFORMER  
T-20A00

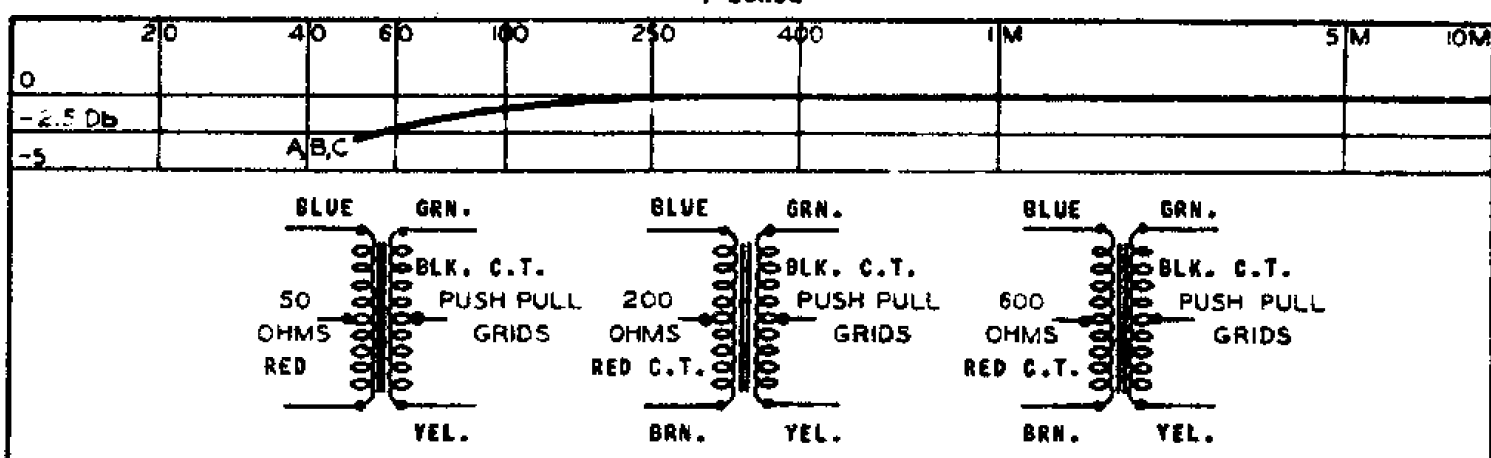


USE GREEN-YELLOW FOR SINGLE GRID

AUDIO INPUT TRANSFORMER  
T-20A01

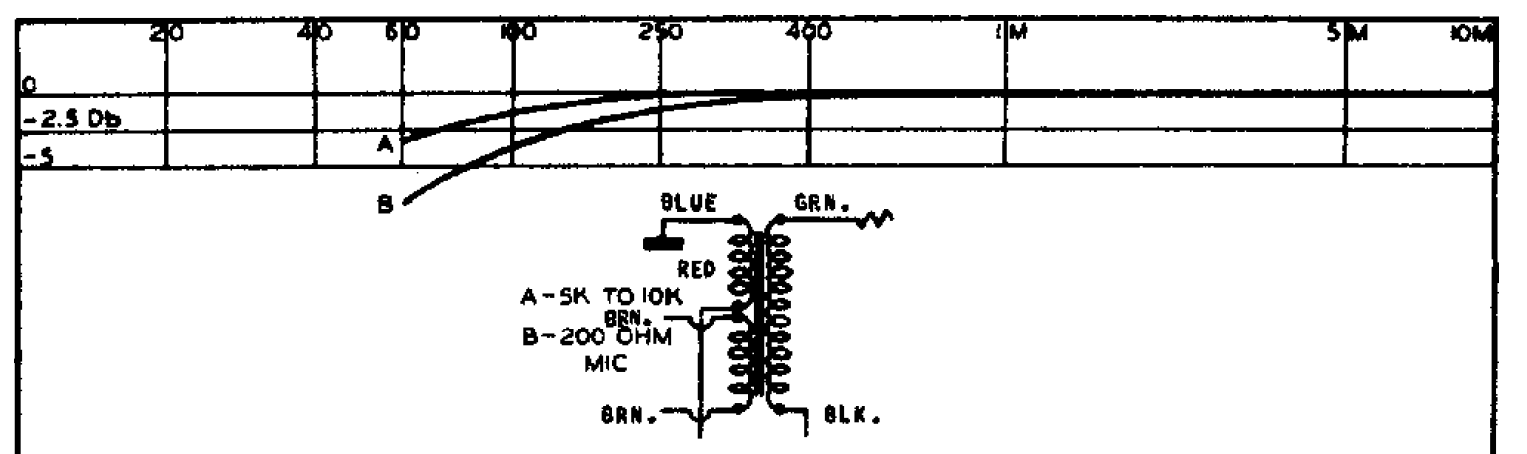


AUDIO INPUT TRANSFORMER  
T-20A02

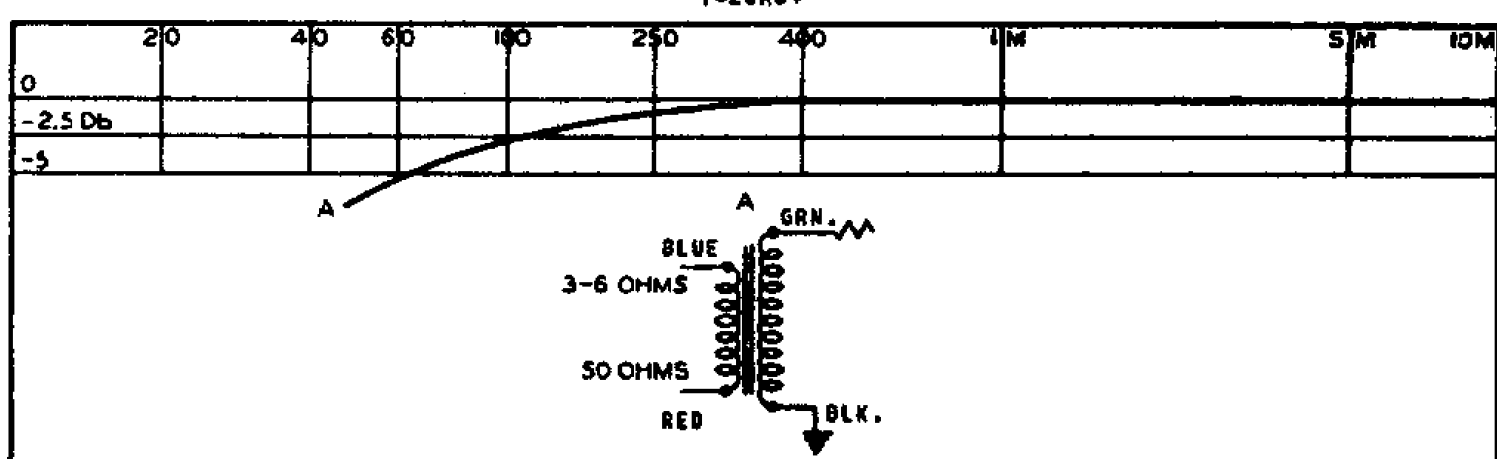


USE GREEN AND YELLOW FOR SINGLE GRID

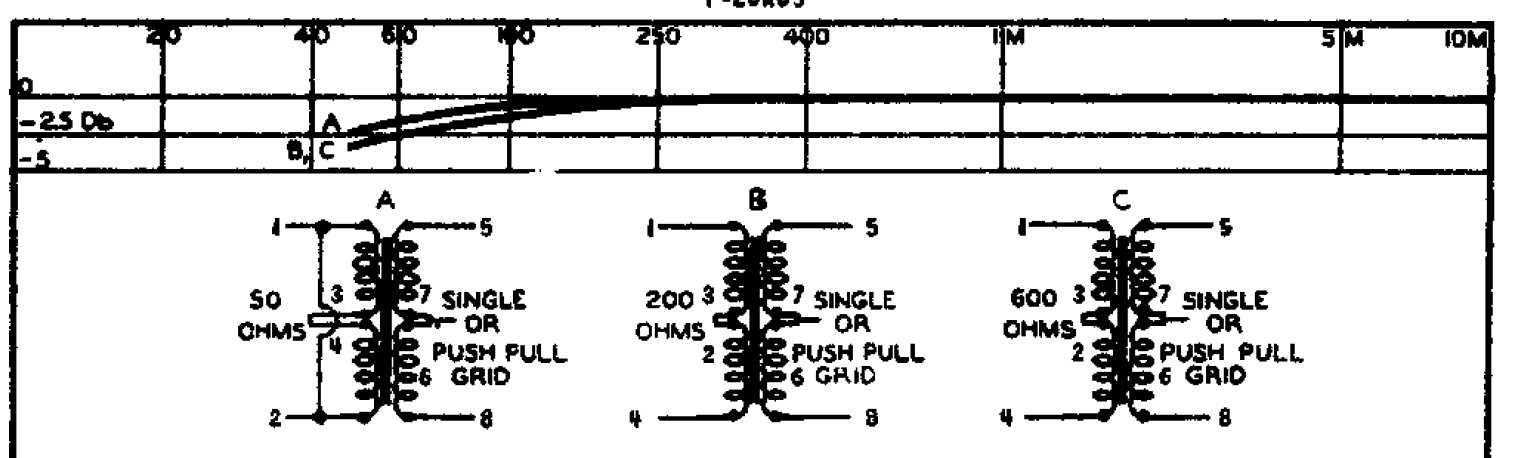
AUDIO INPUT TRANSFORMER  
T-20A03



AUDIO INPUT TRANSFORMER  
T-20A04



AUDIO INPUT TRANSFORMER  
T-20A05



USE TERMINALS 8-4 FOR SINGLE GRID - JOIN 6-7 HUM BUCKING COIL AND CORE  
NOTE: SEE 400 CATALOG FOR FREQUENCY RESPONSE CURVES