


## SPECIFICATIONS

- General:** Intended for furnishing order wire facilities at the operating points in a radio broadcasting system.
- Accessory Equipment:** A 206A Hand Telephone Set or an operator's telephone set, or both simultaneously, may be used but must be ordered separately.
- Current Supply:** 12 volt D.C. source or local 4.5 volt dry battery. (Dry battery is not furnished and must be ordered separately.)
- Weight:** Approximately 25 pounds.
- Dimensions:** 19" wide by 5 1/4" high.
- Finish:** 260A-15—Standard—Dark Gray Mat  
Aluminum Back Cover  
260A-3—Black Mat and Back Cover.

DISTRIBUTOR IN THE UNITED STATES  
**Graybar**  
ELECTRIC COMPANY


DISTRIBUTOR FOR CANADA AND NEWFOUNDLAND  
**Northern Electric Company**  
LIMITED  
General Offices and Plant: 1261 Shearwater Street, Montreal, P. Q.

FOREIGN DISTRIBUTORS  
**International Standard Electric Corporation**  
67 Broad Street New York, U.S.A.  
Associated, Allied or Affiliated Companies.



## *Western Electric* TELEPHONE PANEL


260A



FOR RADIO TELEPHONE BROADCASTING SYSTEMS

A development of Bell Telephone Laboratories, the research laboratories of the American Telephone and Telegraph Company and the Western Electric Company

THE Western Electric 260A Telephone Panel provides for telephone communication between the operating points in a radio broadcasting system through telephone circuits leased from an operating telephone company.



FRONT VIEW — MAT REMOVED

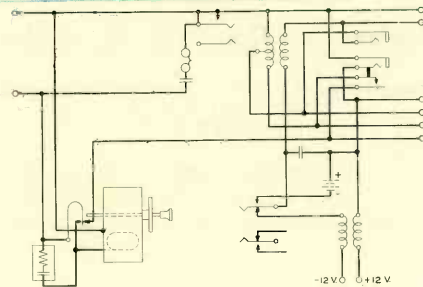
Heretofore it has been customary to provide telephone equipment separately, but with the 260A Telephone Panel these facilities may now be included as an integral part of the speech input system. This panel will terminate one order wire telephone line. If facilities for more than one line are required, this panel should be supplemented by the Western Electric 268A Order Wire Panel which will terminate as many as twelve order wire lines.

The 260A Telephone Panel permits the use of standard type telephone instruments such as the Western Electric 206A hand telephone set, an operator's telephone set with breast type transmitter and headset, or both, if desired. Double jacks are provided for plugging in the telephone instru-

ments, together with a hand operated generator which furnishes ringing current. The ringer may be controlled by a key which normally is strapped so that the bells are in circuit at all times.

#### Mechanical Description

The component parts of this unit are assembled on a recessed metal panel 19 inches wide and 5 $\frac{1}{4}$  inches high, designed to mount in a standard relay rack or equipment cabinet. A mat, finished in dark gray, is provided for the face of the panel where the various keys and jacks, as well as the control for the hand operated generator, are assembled for convenient operation. When the panel is to be mounted on a rack, the apparatus on the rear is protected by means of an aluminum finished dust cover which is removable to provide




SCHEMATIC CIRCUIT

access to the apparatus. The mat and back cover may be obtained with a black finish if this is specified.

#### Power Supply

The circuit of the 260A Telephone Panel is so designed that a 12-volt D.C. source may be used for the cur-

rent to the telephone transmitter where this voltage is available. As an alternative or in an emergency, where 12 volt D.C. supply is not available, a 4 $\frac{1}{2}$  volt dry battery may be used. A suitable mounting for this battery is provided in the panel.



REAR VIEW — COVER REMOVED

## SPECIFICATIONS

- General:** Intended for furnishing order wire facilities at the operating points in a radio broadcasting system.
- Accessory Equipment:** A 206A Hand Telephone Set or an operator's telephone set, or both simultaneously, may be used but must be ordered separately.
- Current Supply:** 12 volt D.C. source or local 4.5 volt dry battery. (Dry battery is not furnished and must be ordered separately.)
- Weight:** Approximately 25 pounds.
- Dimensions:** 19" wide by 5 1/4" high.
- Finish:** 260A-15—Standard—Dark Gray Mat  
Aluminum Back Cover  
260A-3—Black Mat and Back Cover.

DISTRIBUTOR IN THE UNITED STATES  
**Graybar**  
ELECTRIC COMPANY


DISTRIBUTOR FOR CANADA AND NEWFOUNDLAND  
**Northern Electric Company**  
LIMITED  
General Offices and Plant: 1261 Shorner Street, Montreal, P. Q.

FOREIGN DISTRIBUTORS  
**International Standard Electric Corporation**  
47 Broad Street New York, U.S.A.  
Associated, Affiliated or Subsidiary Companies



## *Western Electric* TELEPHONE PANEL


260A



FOR RADIO TELEPHONE BROADCASTING SYSTEMS

A development of Bell Telephone Laboratories, the research laboratories of the American Telephone and Telegraph Company and the Western Electric Company

THE Western Electric 260A Telephone Panel provides for telephone communication between the operating points in a radio broadcasting system through telephone circuits leased from an operating telephone company.



FRONT VIEW — MAT REMOVED

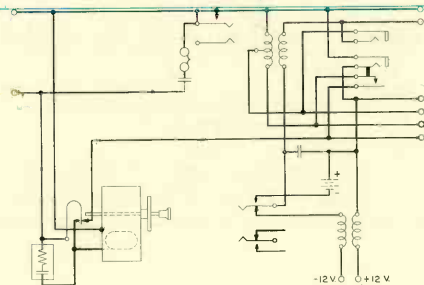
Heretofore it has been customary to provide telephone equipment separately, but with the 260A Telephone Panel these facilities may now be included as an integral part of the speech input system. This panel will terminate one order wire telephone line. If facilities for more than one line are required, this panel should be supplemented by the Western Electric 268A Order Wire Panel which will terminate as many as twelve order wire lines.

The 260A Telephone Panel permits the use of standard type telephone instruments such as the Western Electric 206A hand telephone set, an operator's telephone set with breast type transmitter and headset, or both, if desired. Double jacks are provided for plugging in the telephone instru-

ments, together with a hand operated generator which furnishes ringing current. The ringer may be controlled by a key which normally is strapped so that the bells are in circuit at all times.

#### Mechanical Description

The component parts of this unit are assembled on a recessed metal panel 19 inches wide and 5 $\frac{1}{4}$  inches high, designed to mount in a standard relay rack or equipment cabinet. A mat, finished in dark gray, is provided for the face of the panel where the various keys and jacks, as well as the control for the hand operated generator, are assembled for convenient operation. When the panel is to be mounted on a rack, the apparatus on the rear is protected by means of an aluminum finished dust cover which is removable to provide




SCHEMATIC CIRCUIT

access to the apparatus. The mat and back cover may be obtained with a black finish if this is specified.

#### Power Supply

The circuit of the 260A Telephone Panel is so designed that a 12-volt D.C. source may be used for the cur-

rent to the telephone transmitter where this voltage is available. As an alternative or in an emergency, where 12 volt D.C. supply is not available, a 4 $\frac{1}{2}$  volt dry battery may be used. A suitable mounting for this battery is provided in the panel.



REAR VIEW — COVER REMOVED