

73 Amateur Radio Today

JULY 1993
ISSUE #394
USA \$2.95
CAN \$3.95

A WGI Publication
International Edition

MORSE MOBILE

Take Your CW Station on the Road

RV Antenna Mount

Installing N Connectors


Stacking UHF Antennas

73 Reviews

AEA Hamlink

HP Digital
Multimeter

Special Advertising Insert:
Summer Catalog from
Radio City, Inc.



Choose Your Mobile In 3 Easy Steps:

Step 1 Choose Your Bands!

Single Band: 2 Meters

Today's most popular band, the best place for new hams to meet old hands, learn good operating procedures. Very friendly, thousands of open repeaters & autopatches everywhere. Great for on/off-the-road help. Crowded, though, especially in cities. Single-band mobile is easy to learn & use. No-Code friendly!

Multiple Band: 2 Meter/440MHz

The two most popular FM bands. A "natural" mix of high activity & special group channels, this is becoming the amateur's favorite mobile rig. Instant control of either band, and you can set up your station as a crossband full-duplex repeater. Gateway into advanced operating systems unavailable on 2M.

440 MHz

Next most popular band, less crowded with more high-tech, "smart" repeaters offering autopatch, remote base, linking, digital-voice recording. Some are limited-access (PL). Allows crossband repeating between singleband handhelds & dualband mobiles. 440 gives access to advanced technical info. This is where the pros hang out! No-Code friendly!

2Meter/220MHz

For the unconventional, this combines the most popular & the least crowded bands. Gives access to the people & services on 2M, plus the privacy & open space of 220, plus the advantages of telephone-like duplexing. Valuable where privacy is a concern.

220MHz

Fairly quiet, less crowded than 440, with almost half as many repeaters and the same high-tech functions. Plenty of open channels for semi-private conversation. Great place to meet newcomers, youngsters. Ideal for ham family, since all classes have voice privileges on 220. No-Code friendly!

2M/440MHz/1.2GHz

If you live and breathe radio, these are the bands for you! They give you the activity, the expandability and the novelty. Particularly useful for advanced hams who work in the city and live in the suburbs.

1.2 GHz

Radio's new frontier for ham pioneers. Shorter than 2M or 220/440 in the open, but penetrates buildings, even elevators & underground garages. Excellent cities. Crystal clear reception. Signals can be "bo" for distance. Number of repeaters increasing faster than any other band.

MultiBand

Widest selection of all: start with 2M/440. Add No-Code Skywave privileges. Add 10M for and Tech-Plus privileges. Add 1.2GHz for the best. If you're a shortwave buff, add scanning and additional capacity sold as add-on modules.



Step 2 Choose Your Radio!

IC-28H 2 Meters



Ideal starter rig. 45-W single band, 21 memories, LCD display. Receives NOAA/WX

IC-228H 2 Meters



Same as IC-28, w/ color display, more skip & scan features & priority watch.

IC-229H 2 Meters



Even more features – automatic dialing, 50W power, ultracompact case.

IC-449H 440MHz



35W UHF transceiver, 20 memories, scanning, optional autodial.

IC-38A 220MHz



Same as IC-28H, with 220's privacy, 25W & 21 memory channels.

IC-1201 1.2 GHz



A natural for the city. Penetrates structures. 10W output, 20 memories & priority watch.

IC-3230A/H 2 Meter/440 MHz



One touch control, color-coded controls. 25/45W output, simultaneous reception, crossband repeat, 15 memories/band.

IC-2410A/H 2 Meter/440MHz



Same functions as IC-3230, plus ParaWatch for receiving 2 signals on same band simultaneously.

IC-2330A/H 2 Meter/220 MHz



Most popular & least used bands combined. One-touch control. 36 memories/band, variable power output, hi-res display.

IC-901 Modular MultiBand



World's only 6-band mobile amateur radio. 2M/440MHz standard. Optional 220MHz, 1.2GHz, 10M, 6M, 2M-SSB, or wideband receiver.

Step 3 Choose ICOM!

Free Brochure Hotline: 1-206-450-6088



ICOM America, Inc., 2380 116th Ave N.E., Bellevue, WA 98004
All stated specifications subject to change without notice or obligation. All ICOM radios significantly exceed FCC regulations limiting spurious emissions MF-493

ICOM

Experience the Quality



STARTEK INTERNATIONAL INC. FREQUENCY COUNTERS

New ATH™ Series

Auto Trigger & Hold

now, for the first time, available on inexpensive, portable counters with our new **ATH™** Series. This feature is the most significant improvement ever made to the pocket sized counters! It allows "Hands Free" operation to automatically *read & hold* a signal as quick as 80 ms or 8% of a second.

Our **ATH™** circuitry is *super fast* because it does not require the time for multiple readings, like digital filtering techniques.

The **ONE-SHOT ATH™** feature is standard on the **ATH-30**. Using controls and indicators on top of the unit, it will hold the first reading until manually reset. (The **ONE-SHOT** feature is a \$40 option on the **ATH-15**.)

Say goodbye to random counting & false readings with the ATH™ Series

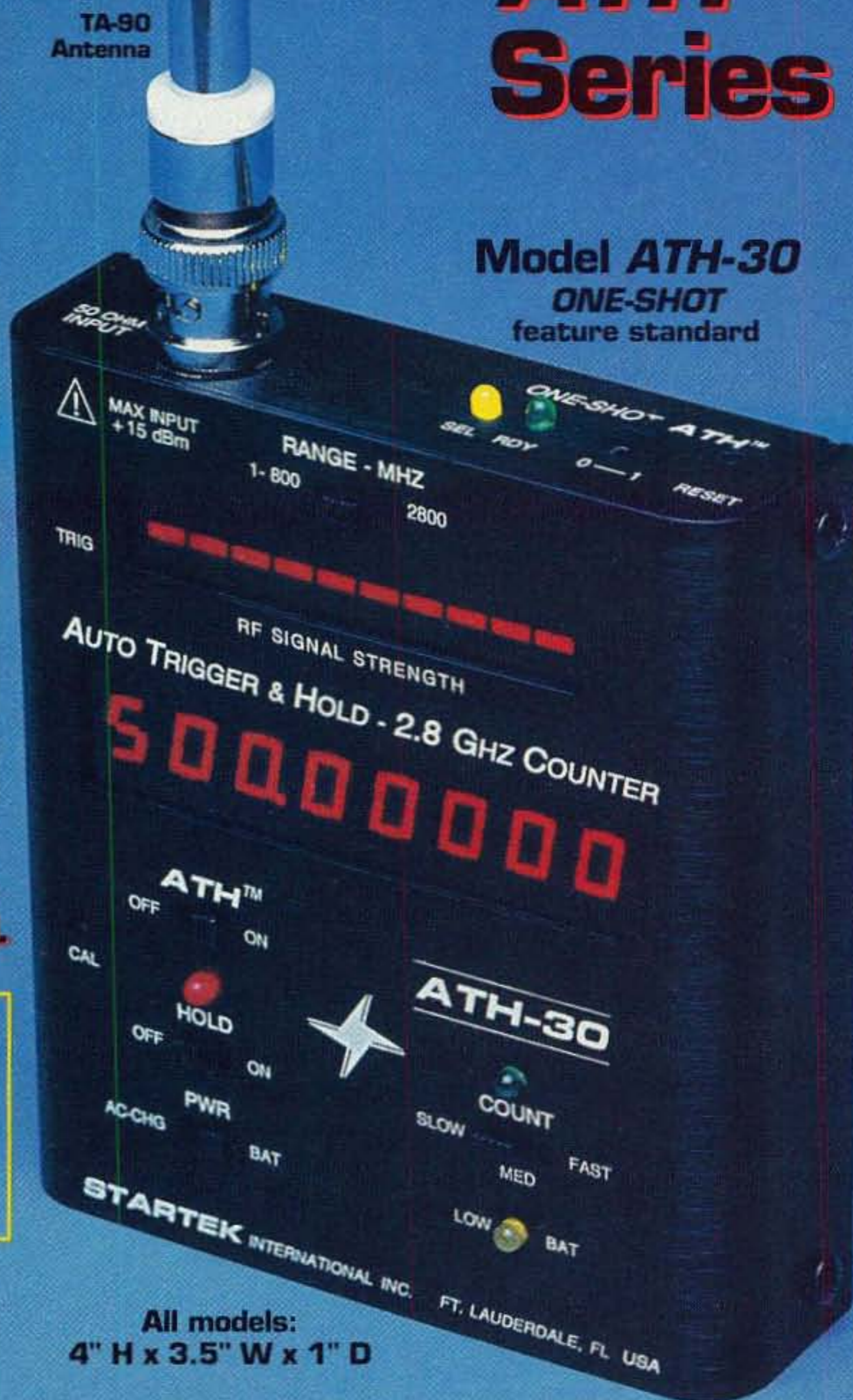
ATH™ Series features include:

- Easy to use - simple controls
- Ultra fast response time - 800% faster
- Extra bright LED digits
- 3-5 hour battery operation
- Automatic clean dropout
- Maximized sensitivity, <1mv typical
- 4 GHz signal strength Bar Graph
- 2 ranges - 6 fast gate times
- 9-12V auto-polarity power jack
- **StarCab™** aluminum cabinet



**ALL MODELS
MADE IN U.S.A.**

**NEW
WARRANTY
5 years all parts
1 year labor
ALL MODELS**



All models:
4" H x 3.5" W x 1" D



**ALL
FREQUENCY
COUNTERS
PRICED WITH
NI-CADs &
AC ADAPTOR**

In Stock...Same Day Shipment

Frequency Counters	SPECIAL
1350 1-1300 MHZ 3 gate times, quality & economy	119 129
3500 10 HZ-3500 MHZ Extremely wide frequency range	239 250
15-BG (not shown) 1-1500 MHZ Ultra high sensitivity, Bar Graph	169 220
35-BG 1-3200 MHZ Ultra high sensitivity, Bar Graph	249 265

New ATH™ Series	
ATH-15 1-1500 MHZ, ATH	199 235
ATH-30 1-2800 MHZ, ATH, ONE-SHOT	259 295
HST-15 HIGH STAB TCXO fact. inst. option, 0.2 PPM accuracy	100 125

Accessories	
A CC-90 Case for all models	12.
B TA-90 Telescope BNC antenna	12.
C TA-90-L Telescope elbow antenna	16.
D RD-150 150 MHZ rubber duck	16.
E RD-2750 27-50 MHZ rubber duck	28.
F RD-800 800 MHZ rubber duck	29.
G M-207-IC Interface cable for MFJ-207	10.
H P-110 200 MHZ, 1x, 10x probe	39.
J LP-22 Lo-Pass, audio usage probe	25.
K DC-10 Direct, 50 OHM probe	20.



**Factory Direct
Order Lines
SAME DAY SHIPMENT
Orders & Information
305-561-2211
Orders Only
800-638-8050
FAX 305-561-9133**

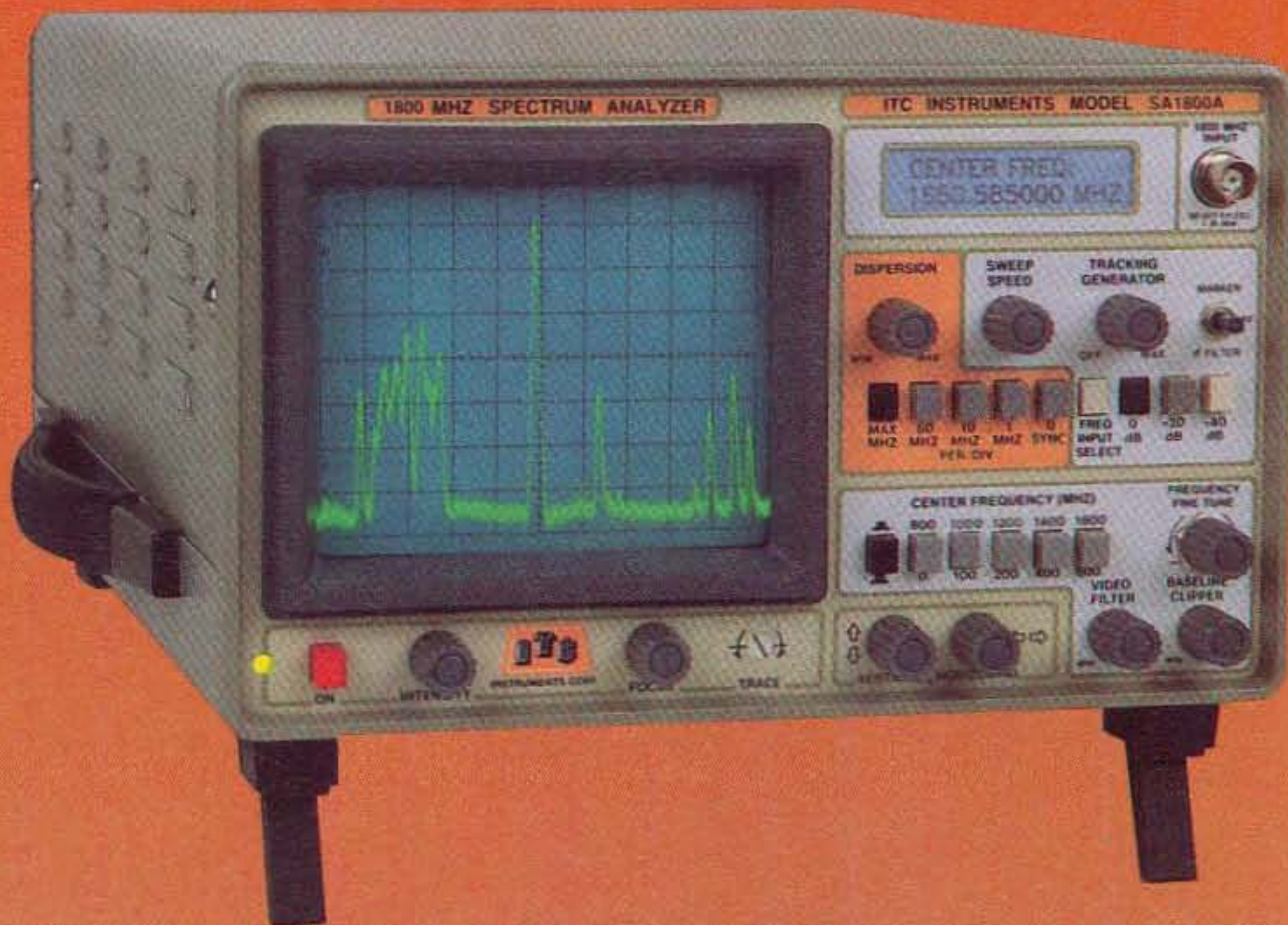
MasterCard VISA DISCOVER

STARTEK INTERNATIONAL INC.
398 NE 38th St., Ft. Lauderdale, FL 33334

Terms: Shipping/handling charges U.S. & Canada 5% (\$5 min., \$10 max) Others add 15%. FL residents add 6% tax. COD fee \$5. VISA, MC, Discover accepted. Prices & specifications subject to change without notice or obligation.

THREE NEW MODELS STARTING AT \$1295.00 1800 MHZ SPECTRUM ANALYZER

ALL NEW Opt.6 10 DIGIT CENTER FREQUENCY DISPLAY AND FREQ. COUNTER



MADE IN THE
USA

\$1295.00
MODEL SA600A
2 MHZ TO 600 MHZ

\$1595.00
MODEL SA1000A
2 MHZ TO 1000 MHZ

\$1895.00
MODEL SA1800A
2 MHZ TO 1800 MHZ

**ONE FULL YEAR
WARRANTY**

LCD CENTER FREQUENCY
OPTIONAL
SEE Opt.6 BELOW

- *TWO-WAY RADIO SERVICE
- *TUNE CAVATIES, FILTERS, DUPLEXERS
- *CATV, MATV, SATELLITE SERVICE

- *EMI RFI TESTING
- *TV-RADIO BROADCAST MAINTANCE
- *CHECK RF CABLES, RF AMPS & RF SYSTEMS

- *CHECK SECURITY TRANS. AND RECIEVERS
- *EVALUATE ALL RF BASED SYSTEMS
- *MARINE, AIRCRACT, HAM RADIO SERVICE

THE ULTIMATE LOW COST SPECTRUM ANALYZER: Thats a bold statement but the ITC SA Series Spectrum Analyzers are the best performance to price ratio Analyzers on the market today. You will have to spend over \$10,000.00 to find an Analyzer with the same total flexibility ease of operation and electrical performance of the ITC mokol SA600A, SA1000A & the all New SA1800A Analyzers.

TOTAL FLEXABILITY: We do not preset the Resolution B.W. and frequency span width (dispersion), like all the other low cost Analyzers listed below. The ITC SA Series Analyzers give you full control over the Res. Band Width & Freq. Span width combinations. You can control the Vertical position the Baseline clipper and Sweep Speed, we also provide a fully adjustable Video

Filter. You see at ITC we know our equipment will be used to service and test all types of RF based sytems, not just Cable and Satellite TV systems, like the other low cost units listed below. By the way maybe we shouldn't call those other units low cost at \$2900.00 TO \$3500.00. Maybe only the ITC SA Series Spectrum Analyzers qualify for the low cost classification. Well we will just let you decide for your self.

COMPARE & SAVE: ITC = TOTAL FLEXABILITY + PERFORMANCE & QUALITY

MFG. NAME	MODEL	SUGGESTED PRICE	FREQUENCY RANGE	ON SCREEN DYNAMIC RANGE	SENSITIVY	FREQUENCY DISPLAY RESOLUTION	FRONT PANEL CONTROLS				MAX. FREQ. SPAN AT 10HKZ RES. B.W.
							FINE FREQ TUNE	BASE-LINE CLIPPER	VERT. HORZ. CONTS.	SWEEP SPEED CONT.	
ITC	SA600	\$1295.00	1 - 600MHZ	80dB	-110dBm	10HZ*	YES	YES	YES	YES	500MHZ**
ITC	SA1000	\$1595.00	1 - 1000MHZ	80dB	-110dBm	10HZ*	YES	YES	YES	YES	500MHZ**
ITC	SA1800	\$1895.00	1 - 1800MHZ	80dB	-110dBm	10HZ*	YES	YES	YES	YES	500MHZ**
B&K	2610	\$2895.00	1 - 1000MHZ	70dB	-92dBm	1MHZ	NO	NO	NO	NO	2MHZ
PROTECK	P-7802	\$3500.00	1 - 1000MHZ	70dB	-92dBm	1MHZ	NO	NO	NO	NO	2MHZ
AVCOM	PS65A	\$2895.00	2 - 1000MHZ	60dB	-95dBm	100KHZ	YES	NO	YES	YES	2MHZ

Note: * add Opt. 6 for center frequency digital readout. Opt.6 is all so a 10 digit 1800MHZ stand alone Frequency Counter with 1 MV sensitivity. Note: ** For +/- 5KHZ Narrow Band Filter add Opt.3 ... All information for other manufactures have been taken form current manufactures adds and spec. sheets. ITC does not take responsibility for any incorrect information that may appear on other manufactures data sheets.



Opt.1 50 MHZ MARKER GENERATOR CALL FOR INTRODUCTORY OFFER \$200.00 VALUE LIST NET
 Opt.3 +/- 5KHZ NARROW BAND FILTER EXTENDS LOW FREQ. RANGE TO 200KHZ ALL MODELS. \$450.00 \$300.00
 Opt.5 1000MHZ BUILT-IN TRACKING GENERATOR 60dB DYNAMIC RANGE OUTPUT. \$350.00 \$250.00
 Opt.6 CENTER FREQUENCY DISPLAY\1800MHZ FULL FUNCTION 10 DIGIT FREQUENCY COUNTER. \$400.00 \$275.00

TO ORDER OR FOR INFORMATION & A SPECIAL INTRODUCTORY OFFER CALL 800-232-3500

ALL PRICES AND SPECIFICATIONS ARE SUBJECT TO CHANGE WITHOUT NOTICE OR OBLIGATION. M/C, VISA, AE, DISCOVER, CHECK, MONEY ORDER OK. PRICES FOB NEWPORT BEACH (USA). CA. RESIDENTS PLEASE ADD SALES TAX. DEALER INQUIRES WELCOME.

Distributed By Navtec 1303 Avocada Ave., Suite 193 Newport Beach, CA 92660 714-552-1469 FAX 714-721-8085

THE TEAM

PUBLISHER/EDITOR
Wayne Green W2NSD/1

ASSOCIATE PUBLISHER/EDITOR
David Cassidy N1GPH

MANAGING EDITOR
Hope Currier

SENIOR/TECHNICAL EDITOR
Charles Warrington WA1RZW

EDITORIAL ASSOCIATES
Sue Jewell
Joyce Sawtelle

CONTRIBUTING EDITORS
Bill Brown WB8ELK
Mike Bryce WB8VGE
Joseph E. Carr K4IPV
David Cowhig WA1LBP
Michael Geier KB1UM
Jim Gray W1XU/7
Chuck Houghton WB6IGP
Arnie Johnson N1BAC
Dr. Marc Leavey WA3AJR
Andy MacAllister WA5ZIB
Joe Moell K0OV
Carole Perry WB2MGP
Jeffrey Sloman N1EWO

ADVERTISING SALES MANAGER
Dan Harper
ADVERTISING COORDINATOR
Judy Walker
1-603-924-0058
1-800-274-7373
FAX: 1-603-924-9327

GRAPHIC DESIGN
Suzanne Self

GRAPHIC SERVICES
FilmWorks, Inc.
Hancock NH

TYPESETTING
Linda Drew

CIRCULATION MANAGER
Harvey Chandler
To subscribe: 1-800-289-0388

WAYNE GREEN, INC.

Editorial Offices
70 Route 202N
Peterborough NH 03458
1-603-924-0058;
FAX: 1-603-924-9327

Subscription Services
1-800-289-0388

Foreign Subscribers
1-609-461-8432



Audit Bureau
of Circulations
Member

Reprints: \$3.00 per article
Back issues: \$4.00 each.
Write to 73 Amateur Radio Today, Reprints,
70 Route 202N, Peterborough, NH 03458.

Printed in the U.S.A. by Quad
Graphics, Thomaston, Georgia.

73 Amateur Radio Today

July 1993
Issue #394

TABLE OF CONTENTS



AES's new HamLink. For the full story, see page 20.

DEPARTMENTS

- 76 Above and Beyond
- 81 Ad Index
- 78 Ask Kaboom
- 74 ATV
- 87 Barter 'n' Buy
- 60 Carr's Corner
- 85 Dealer Directory
- 17 Feedback Index
- 79 Ham Help
- 70 Hams with Class
- 64 Hamsats
- 68 Homing In
- 6 Letters
- 4 Never Say Die
- 75 New Products
- 58 Packet & Computers
- 96 Propagation
- 72 QRP
- 8 QRX
- 96 Random Output
- 67 RTTY Loop
- 80 73 International
- 83 Special Events
- 94 Uncle Wayne's Bookshelf

FEATURES

- 10 Type "N" RF Connectors**
How to install and use them.WB2WIK/6
- 16 Mobile CW Operation**
Ham radio's oldest mode keeps rolling.....WB2WIK/M6
- 28 A Tilt-Over/Swivel Antenna Mount for Recreation Vehicles**
Take your full-size vertical on the road.....W4PVI
- 34 Expanded Range Direct-Reading Inductance Meter**
Build this cheap choke checker.W8VWX
- 38 Deluxe Function Generator**
This simple project has many uses.KC3ZQ
- 40 A Universal Speech Processor**
An easy upgrade for your transceiver.K9EUI
- 43 Stacking UHF Antennas**
Get gain with less pain.....WB4HFN
- 53 Nine to 10**
What to do when 10 meters is closed.....N1II

REVIEWS

- 20 The AEA HamLink Model HL-60**
Does your radio miss you when you're not home?WA6TWF
- 24 The Hewlett Packard HP 34401A Digital Multimeter**
Add a top quality test instrument to your workbench.WB8VGE

Cover: Find out how to set up your own mobile CW station. See page 16.
Photo by David Cassidy N1GPH.

FEEDBACK... FEEDBACK!

It's like being there—right here in our offices! How? Just take advantage of our FEEDBACK card on page 17. You'll notice a feedback number at the beginning of each article and column. We'd like you to rate what you read so that we can print what types of things you like best. And then we will draw one Feedback card each month for a free subscription to 73.

FB

Editorial Offices
70 Route 202N
Peterborough NH 03458
phone: 603-924-0058

Advertising Offices
70 Route 202N
Peterborough NH 03458
phone: 800-274-7373

Circulation Offices
70 Route 202N
Peterborough NH 03458
phone: 603-924-0058

Manuscripts Contributions in the form of manuscripts with drawings and/or photographs are welcome and will be considered for possible publication. We can assume no responsibility for loss or damage to any material. Please enclose a stamped, self-addressed envelope with each submission. Payment for the use of any unsolicited material will be made upon publication. A premium will be paid for accepted articles that have been submitted electronically (CompuServe ppn 70310,775 or MCI Mail "WGEPUB" or GENie address "MAG73") or on disk as an IBM-compatible ASCII file. You can also contact us at the 73 BBS at (603) 924-9343, 300 or 1200 baud, 8 data bits, no parity, one stop bit. All contributions should be directed to the 73 editorial offices. "How to Write for 73" guidelines are available upon request. US citizens must include their Social Security number with submitted manuscripts.

73 Amateur Radio Today (ISSN 1052-2522) is published monthly by Wayne Green Inc., 70 Route 202 North, Peterborough NH 03458. Entire contents ©1993 by Wayne Green Inc. No part of this publication may be reproduced without written permission of the publisher. For Subscription Services, write to 73 Amateur Radio Today, P.O. Box 7693, Riverton NJ 08077-7693, or call 1-800-289-0388. The subscription rate is: one year \$24.97, two years \$39.97; Canada: \$34.21 for one year, \$57.75 for two years, including postage and 7% GST. Foreign postage: \$19.00 surface or \$42.00 airmail additional per year. All foreign orders must be accompanied by payment in US funds. Second class postage paid at Peterborough, NH, and at additional mailing offices. Canadian second class mail registration #178101. Canadian GST registration #125393314. Microfilm Edition—University Microfilm, Ann Arbor MI 48106. POSTMASTER: Send address changes to 73 Amateur Radio Today, P.O. Box 7693, Riverton NJ 08077-7693.

Contract: The act of reading this contract proves that you have extraordinary curiosity, creativity and intelligence. Therefore, you are hereby legally bound and ordered to select a project and build it, or design one and write an article for 73. If that's too tough, why not try one of the easy-to-build kits offered by our advertisers and then write us a review?

NEVER SAY DIE

Wayne Green W2NSD/1



Eureka! I've Got It!

Unless your short-term memory system has been short-circuited by Alzheimer's, you should recall my grousing about the road blocks our stupid simplex communications system presents to those few of us interested in even attempting to talk about more than the weather or an endless recitation of our rig model and serial number.

Simplex . . . where we have to talk one at a time. Where the other chap prattles on endlessly, repeating everything three times . . . only "everything" turns out to be more like nothing. And where there's no way to break in and tell him "enough already." Or even interject an "uh-huh" now and then. Well, we'd sure save a bundle on telephone calls if they worked that way.

Duplex . . . where a person can enter into an actual conversation. It's no wonder we hams tend to talk about nothing over the air. We start out in life learning to talk using two-way instantaneous communications. We even have the advantage of being able to see the other person, which makes the use of hand gestures and body language enter into the communication process.

There was an entertaining squib on one of the recent TV magazine shows showing people animatedly talking on telephones in street phone booths. There was a great waving of hands and even arms as they talked.

Well, it's going to be awhile before we're able to organize duplex ham TV, bandwidth limitations being what they are, but I've thought of a way we can quickly get going with duplex contacts on our HF bands. Imagine being able to hold an actual conversation with a DX operator on 15 or 20m!

It's those confounded showers that do it to me. As I say, I've been grousing about this situation, asking you for a solution. So, there I was in Dayton, on the morning of the opening of the Hamvention, taking a shower. Bam! It hit me! Of course, the answer is simple.

Most of my really ingenious ideas come to me in the shower. My employees cringe when I come in to work and say, "Hey, while I was taking a shower this morning . . ." They know this probably means we're about to start a new business. Eyes roll. A lot of other

people have written about the same phenomenon. It apparently has something to do with negative ions. They have a positive effect. I've thought about putting in a negative ion generator, but one shower a day is all my employees can handle.

The problem we need to solve with simplex operation is the blocking of our receivers by our transmitter. No, we don't have to design new receivers which can unblock in a microsecond, we can do just fine with the receivers we're using right now. And no, I'm not talking about transmitting on one end of the band and listening on the other. For most of us that would still zap our receivers. Crossband? Well, almost. Now, if you'll stop trying to second-guess me and let me explain . . .

One easy way to be able to listen on your own frequency while you're transmitting is to separate your transmitter and receiver by a mile or two. Did that light up anything for you, or do I have to go into the detail? Let's pretend that you have a ham friend a couple miles away. It could happen. And let's just imagine that you might be able to work out a deal with him so that the two of you could operate at different times and use each other's rigs. All you need is either a telephone link, which isn't expensive, or a UHF link, which also isn't expensive. My choice would be 10 GHz for the link. We've got 500 megahertz up there sitting totally unused . . . a sure recipe for its loss, if the FCC ever gets short of frequencies

10 GHz transmitters are a cinch to make. And all it takes is about a tenth watt to work anywhere you can see. A few years back WA1KPS knocked together a pair of 10 GHz transceivers in boxes about half the size of a half-gallon milk carton. The antenna was a small horn coming out one side. With these we racked up a seven-state contact record. I worked him in seven different states and Chuck worked New Hampshire seven times.

With a radio or telephone link we can "ventriloquize" our voices by a mile or five and thus be able to listen on our own frequency while we talk. Or any other frequency, if we want to work split-channel. Of course, if you both want to operate at the same time then you'll have to go back to simplex

until the urge passes. I'll bet that once you get used to duplex, going back to simplex will be worse than watching TV on a small black and white set with a rabbit-ear antenna.

Yes, I know . . . both ends of any contacts will have to be set up with remote transmitting to make this work. So, we'll have to start setting up some special frequencies for duplex pioneers to meet. I'm open for suggestions. 14.313? Sure, why not. No one is using that frequency right now. It's about time we put it to constructive use. We could start in the 14,300-14,320 kHz part of the band and gradually expand. When SSB first got going it was started at the top end of 20m and gradually moved on down the band, squeezing out AM until it was all gone.

We're already seeing some sophisticated devices for remotely tuning our transmitters and even swinging our beams. If we can get duplex into action we'll see a lot more of these magically appearing in our ad pages as entrepreneurs get into the business. Eventually we'll start seeing remote control circuits built into our transceivers.

You say this must be illegal? Go soak your head! With sideband we have no carrier, so when we're listening we're not transmitting. This is perfectly legal.

Please let me know when you get set up for duplex so I can pass along the news in 73, thus encouraging others to get off their fat butts and get set up so they can talk with you.

The downside of all this is that after all these years of having never said anything of significance during a contact, are you going to be able to actually talk with people? Can you hack that? This may take some getting used to.

Remotely controlling the rig is a snap. Over 20 years ago I hooked up a spare Standard Radio 2m repeater to my 20m rig so I could operate it from anywhere in town. I was into morning mountain climbs up Pack Monadnock mountain, so I'd take along my little HT and talk with 20m ops all around the world while I got my daily exercise. It sure took the boredom out of the walk. Then I took the repeater over and set it up in Amman as JY73 . . . and left it there, along with

a suitcase full of HTs. I remember saying good-bye to King Hussein via the repeater as I was boarding the plane heading for Cairo and then home.

So, once freed from the tyranny of simplex, what are you going to talk about? Your rig? The weather? Cocktail party chit-chat? Can you stick to something you actually know about or are you going to get off into deep water with things where you have to substitute intuition and belief for thought? There's a lot of that going around.

The Biggest Change Since Repeaters

It's about time we got something new going. In the late '50s we got going with sideband. In 1969 we started with repeaters, which by 1973 became the largest activity in the hobby. In the 1980s we got interested in packet, but this hasn't been the grabber we had with sideband and repeaters. Perhaps in the '90s we can make duplex our new pioneering effort.

I can see clubs setting up HF transmitters at their repeater sites so club members can access the system and take advantage of the site and the distance from their home operating position. I've got a great hamshack location in Hancock (NH), complete with a tower and beam. I'd love to get it set up so anyone able to access the W2NSD/1 repeater could use this as a remote transmitter. I even have a repeater all set up we could use for the project. With some of today's rigs we should be able to remotely change bands, tune any frequency, and swing the beam. We might even figure out how to allow several ops to use it simultaneously so three or four could chat with South Africa just like they were all in the same room.

If you like the idea and try it out, this is an invitation to write about it. I'd like to see articles on control systems and reviews of any applicable commercial products. 73 helped sideband grow in the '60s. It helped repeaters grow in the '70s. We even helped packet in the '80s. Can we do it again with duplex? I think this could be the greatest thing that ever happened to amateur radio.

If any manufacturers are interested in working with us on this project I'd like to hear from them. Once we have something going I'll be devoting a good deal of space in 73 to the project. This will also give us something exciting to tell the general public. Yes, I'll be doing videos and getting them on TV stations wherever possible.

If we're going to keep our bands we've got to do a whole lot more than we've been doing to hold our franchise. We need to figure out how to attract youngsters by the millions, not by the dozens. We need to sell amateur radio and school radio clubs as a way for America to build the high-tech work force it must have to compete in the world of 2000 and 2020. The last thing we need is some 2020 hindsight telling us what we should have done in the '90s.

Continued on page 86

practical Sideband

THE MOST RUGGED COMMERCIAL GRADE HF SYSTEM IS NOW AVAILABLE TO YOU!

Mobile Special

SG-2000 HF Radio
SG-230 Antenna Coupler
Quick Mount System

QMS™



Get a GREAT MOBILE SIGNAL

- Full Ham Band coverage
- Type approved for Marine use
- Data modes supported
- 644 preprogrammed channels
- Full 150 watts output
- Extremely rugged system

The SG-2000 Remote Control Head provides the largest LCD display available - Easy to read on land or at sea.

Highest Value - The SG-2000 is under \$2000
Up to 8 Control Heads - Intercom between heads
Remote Control Options - by telephone & computer
Instant tuning - SG-230 computer control coupler
SG-303 Mobile whip - Covers 1.8 to 30 MHz
QMS - Allows "No Holes" HF mobile installations
Call SGC (206) 746-6310. Free information package

SGC
Sideband Communications and Systems Engineering

RCLE 188 ON READER SERVICE CARD

SCG Building, P.O. Box 3526 Bellevue, WA 98009 USA FAX: 206-746-6384

From the Hamshack

Greg Smith N8PPZ, West Carrollton OH Wayne, thank you for getting me up off my duff and upgrading. Thanks to you I finally passed the 5 wpm code test after taking it several times and failing because I procrastinated and did not really spend enough time studying. It's your fault that I am now a General, that I just couldn't stop, and I blame you, sir, for the fact that I am now trying to pound the Advanced theory into my head. Before I insult you too much, I just want you to know that I now see a reason to go on and get my Extra Class: because I WANT TO! Maybe I am foolish to think that the conversations on the lower bands are more interesting than they are on 10 meters and VHF. I am tired of an endless string of signal reports and 2 meter drivel. I guess it is too much to hope for (call me a dreamer), but I'll probably call you every name in the book if I find out that all other hams want are signal reports and QTH.

On a happier note, I did write to you before and what you wrote back caused me to do the above and more. I have now founded the Sinclair Community College club, and it is going well. I got a promotion at work, and in addition to operating a three-camera robotic studio camera system I am doing news writing and some assignment desk duties.

Last year at Dayton I talked with you and mentioned an idea about a new business. I guess I spoke too loudly because somebody else used my idea and started VIDEO ELMER. I lost out, dangnabit! I had to think of something else, and I did. I sent out on the national ham radio echo on Relaynet a series of essays I called "How To Fix a Nation." These contained my ideas for fixing our miserable schools and ending the problem of teen violence. Unfortunately, I found out just how much other people think about these problems. People are too status quo and passive. I guess they just need somebody to give them a swift kick in the right direction.

Jeff Carter KK6RY, Simi Valley CA I agree wholeheartedly with you concerning the public school situation. I might also add that I agree with your attitude concerning the ARRL. I am a past member who opted not to renew. I decided to do this for a couple of reasons: one, the whole no-code fiasco; and two, the fact that I do not believe we are being represented in the most efficient way in Washington, DC, by the powers that be. If the ARRL is supposed to be our "mouthpiece" in FCC affairs and all the other political rot that goes on at Capitol Hill, then they are utter failures . . . If

we are to save frequencies from further degradation to commercial interests, we must put the technical-minded nature of the hobby back in the forefront and stop this selling out to the "big gun" commercial interest groups and others with their fingers in the spectrum pie. Next time there is an earthquake, fire or flood of disastrous proportions, let the dummies call UPS, their tow truck company, or any other VHF and above user for help! I think you get my drift.

As a VE, I have also seen the mess with the licensing system. I have turned in my badge, cut in two, and told the ARRL to stuff it. With the no-code situation thus promoted, all we have accomplished is a mass flooding of the system with a bunch of handie-talkie-wielding appliance operators. Sorry Wayne, I don't buy it! This strength in numbers jazz just doesn't cut it for me. Yea, I know, technology marches on and all that stuff . . . but I, being an ex-USCG radio man in the '70s, well realized the value of CW for daily and emergency communications. I don't like the "sighting" I see of this mode of communication. I am an avid QRP nut and also a member of the Society of Wireless Pioneers and believe in the preservation of CW and older radio history. Let the no-coders run the local bicycle races and show off with their \$500 handie-talkies. I'm not impressed. I'll stick to my 2 watt CW rigs, which I built myself, and take pride in my operating practices. To each his own, they say, but I don't care if I ever get on an FM repeater again. The trashing of VHF/UHF will end up ruining it for us all.

Dan R. Cation WB0SHN, Savonburg KS Wayne, I am writing in response to two letters that recently appeared in *73 Magazine*. Both mentioned traffic radar and the allegations that its use may cause cancer. I would like to take exception to the first letter from Mr. Beegan in the February 1993 issue and to your personal comment that appeared following Mr. Mayer's letter in the April 1993 issue stating that ". . . there is plenty of evidence (facts) that prolonged use can cause serious problems for officers . . ." I would also like to thank Mr. Mayer for his comments.

First of all, to set the records straight concerning the lawsuits mentioned by Mr. Beegan, out of 13 lawsuits filed against Kustom Signals, nine have been dismissed for various reasons before ever even getting to court. One has made it to court and I'm sure that the plaintiff would have liked to speak to you before going to court . . . they lost . . . by the unanimous verdict of eight jurors, after about three hours of deliberation.

Just to let you know where I'm coming from, I am not a self-proclaimed microwave expert or anything like that. What I am is one of the proud employees of Kustom Signals, who has worked for them for over 18 years. No, I don't work on the radar products. I am not a member of management or an engineer. I am currently an engineering technician and have worked as a technician somewhere in the plant for those 18-plus years. You would think that if one officer using one radar a few hours a day could cause cancer, then the technicians who test these radar units (currently around 25 units a day, nine to 10 hours a day, four to five days a week) would see some ill effects. I personally know one technician who has been doing just this . . . for close to 20 years! Kustom is very proud that it has many long-term employees who, like myself, have been sitting around in this steel building in Chanute, Kansas, for 10, 12, 15, 18, and even 20 years and longer with these "KILLER" microwaves bouncing around us. Guess what? There hasn't been one case of cancer or any other strange unexplained illness in any of Kustom's employees.

We are a small, privately-owned company of a little over 100 employees. We are not some corporate giant. These lawsuits nearly cost us all our jobs, in an area where there are very few jobs available. They did cost some of our co-workers their jobs (in a layoff) and caused the company to take such belt-tightening measures as going to a four-day work week just to keep the company going and to be able to defend ourselves against these allegations. We still have at least two more lawsuits to defend ourselves against. I would like to know where these "facts" that you speak of are. We sure haven't seen any from any reputable sources yet. By the way, I haven't seen any melted hood ornaments or dead birds from our radar, either. And, as one of our co-workers who recently retired (in good health) put it: Hell No, We Don't Glow!

Thanks to Mr. Mayer for his realistic point of view.

Dan—Thanks for your letter . . . I can understand your concern.

If successful lawsuits were a measure of dangers, that would be positive proof that cigarettes pose no danger to health. The asbestos industry fought the same battle for years . . . successfully. Now the power companies are also fighting the same battle against scientific research.

I don't doubt that you haven't seen any proof. But then I doubt that you have made any effort to look. Have you accessed the 73 BBS yet and gotten a download of a list of the scientific papers in this field? The list is over 20 pages long and growing every week. I just got in a new stack an inch high from the leading researchers.

The damage these fields are doing is insidious. There are a few exam-

ples of the extremes, but the research scientists are just beginning to understand the lower level effects. How much do you know or have you tried to learn about how the cells of your body function and communicate? And what happens to you when this communication is interfered with by a radio or magnetic field?

Have you seen any of the videos of police officers who have gotten repeated brain tumors right in the area where their radar antenna has been blasting their heads? Now we're starting to see the same thing happening with cellular telephones which are operated close to the head. But do you really think that a field which can do that to heavy users isn't doing anything at all to lighter users?


Not that I have much compassion for traffic radar manufacturers. Have you any research reports which show that the use of traffic radar significantly saves lives? There are endless reports showing that police radar is a major source of funding for towns, but that seems to be its use. Most accidents happen at low speeds. Higher speed accidents tend to involve alcohol.

Studies show that, lacking speed limits, people tend to drive at the speeds they are most comfortable with and thus the accident rate is lower than when speed limits are imposed. The research reports on this have been cited in the car magazines for years . . . as have the absence of refuting studies.

Your product is probably only actually killing a few dozen police officers a year, so this danger has probably been blown out of proportion. That's a reasonable price to pay for the income radar guns bring to towns. It's a good trade-off. As we find out what the less-than-lethal doses are doing to people, we can re-evaluate the product in terms of its benefits to society . . . Wayne

N. B. Sadorian N6WGX, Montebello CA It was a great surprise for me to see my request for information on Motorola's amplified speaker model number 2005B printed in your "Ham Help" column (February 1993).

You will be pleased to know that I am one of those who reads your magazine cover to cover. You should also know that there must be plenty of others out there who apparently do the same. Within the last two weeks I have received not one but two responses with the correct information from fellow ham readers. Although I know I would have done the same, I somehow thought that no one else would pay any attention to the "small problem" I had with a little speaker unit. It really made my day and got me thinking that the world is not that bad yet, as long as there are decent people like you and the rest of us hams who would walk the extra mile to help another human being.

Thanks again for helping your readers, and keep up the excellent work you do with your magazine. 

Low Cost GaAsFET PREAMPS

LNG-(*)

ONLY \$59
wired & tested



FEATURES:

- Very low noise: 0.7dB vhf, 0.8dB uhf
 - High gain: 13-20dB, depends on freq
 - Wide dynamic range - resist overload
 - Stable: low-feedback dual-gate FET
- *Specify tuning range: 26-30, 46-56, 137-152, 152-172, 210-230, 400-470, 800-960 MHz.



LNW-(*) MINIATURE PREAMP

ONLY \$29 kit, \$44 wired & tested

- GaAs FET Preamp similar to LNG, except designed for low cost & small size. Only 5/8"W x 1-5/8"L x 3/4"H. Easily mounts in many radios.

*Specify tuning range: 25-35, 35-55, 55-90, 90-120, 120-150, 150-200, 200-270, 400-500 MHz.

LNS-(*) IN-LINE PREAMP



ONLY \$89 kit, \$119 wired & tested

- GaAs FET Preamp with features similar to LNG series, except automatically switches out of line during transmit. Use with base or mobile transceivers up to 25W. Tower mounting brackets incl.

*Tuning range: 120-175, 200-240, or 400-500.

HELICAL RESONATOR PREAMPS

- GaAs FET preamps with 3 or 4 section helical resonators reduce intermod & cross-band interference in critical applications. MODEL HRG-(*), \$80 vhf, \$110 uhf. *Specify tuning range: 142-150, 150-162, 162-174, 213-233, 420-470.

RECEIVING CONVERTERS



Low noise converters to receive vhf and uhf bands on a 10M receiver.

- Kit less case \$49, kit w/case & BNC jacks \$74, w&t in case \$99.
- Input ranges avail: 50-52, 136-138, 144-146, 145-147, 146-148, 220-222, 222-224 MHz, 432-434, 435-437, 435.5-437.5, and 439.25 (to chan 3).


TRANSMITTING CONVERTERS



XV2 for vhf and XV4 for uhf. Models to convert 10M ssb, cw, fm, etc. to 2M, 220, 222, 432, 435, and atv. 1W output. Kit only \$89. PA's up to 45W available.

- Buy at low, factory-direct net prices and save!
- For complete info, call or write for free catalog.
Send \$2 for overseas air mail.
- Order by mail, fax, or phone (9-12 AM, 1-5 PM eastern time.)
- Min. \$5 S&H charge for first pound plus add'l weight & insurance.
- Use VISA, Mastercard, check, or UPS C.O.D.

ACCESSORIES



DVR-1 DIGITAL VOICE RECORDER Module.

Primarily a voice ID'er for repeaters. May also be used as a contest CQ caller or as a "radio notepad" to record up to 20 seconds of received transmissions for instant recall. As a repeater ID'er, it will record your voice, using either the built-in microphone or an external mic. It can be used with almost any repeater COR module. As a contest caller, you can record a message or even several messages and play them through your transmitter at the press of a switch. As a radio notepad, you can keep it wired to the audio output of a receiver ready to record up to 20 seconds of anything you might want to recall later. Play it back as many times as you like through a small external speaker. (Call for more information.) kit \$89, w&t \$139

TD-3 SUBAUDIBLE TONE DECODER/ENCODER. Adjustable for any tone. Designed especially for repeaters, with remote control activate/deactivate provisions kit \$29, wired & tested \$69

COR-3 REPEATER CONTROLLER. Features adjustable tail and time-out timers, solid-state relay, courtesy beep, and local speaker amplifier kit \$49

CWID. Diode programmed any time in the field, adjustable tone, speed, and timer, to go with COR-3 kit \$59

COR-4. Complete COR and CWID all on one board for easy construction. CMOS logic for low power consumption. Many new features. EPROM programmed; specify call kit \$99, w&t \$159

TD-2 TOUCH-TONE DECODER/CONTROLLER. Full 16 digits, with toll-call restrictor, programmable. Can turn 5 functions on/off. Great for selective calling, too! kit \$89, wired & tested \$149



TD-4 SELECTIVE CALLING Module. Economy touch-tone decoder with 1 latching output. Primarily designed to mute speaker until someone calls you by sending 4-digit tt signal but may also be used to turn on autopatch or other device kit \$49, w&t \$89

AP-3 AUTOPATCH. Use with above for repeater autopatch. Reverse patch and phone line remote control are std. kit \$89, wired & tested \$149

AP-2 SIMPLEX AUTOPATCH Timing Board. Use with above for simplex operation using a transceiver kit \$39



MO-202 FSK DATA MODULATOR. Run up to 1200 baud digital signals through any fm transmitter with full handshakes. Radio link computers, telemetry gear, etc. kit \$49, w&t \$79

DE-202 FSK DEMODULATOR. For receive end of link. kit \$49, w&t \$79

9600 BAUD DIGITAL RF LINKS. Low-cost packet networking system, consisting of MO-96 Modem and special versions of our 144, 220 or 450 MHz FM Transmitters and Receivers. Interface directly with most TNC's. Fast, diode-switched PA's output 15 or 50W.




Real-Speech Voice ID Option Available With
DVR-1 Digital Voice Recorder Shown At Left!

REP-200 REPEATER

A microprocessor-controlled repeater with autopatch and many versatile dtmf control features at less than you might pay for a bare-bones repeater or controller alone!

We don't skimp on rf modules, either! Check the features on R144 Receiver below, for instance: GaAs FET front-end, helical resonators, sharp crystal filters, hysteresis squelch.

Kit \$1095; w&t only \$1295!
Voice ID Option \$189.



Other models available:

REP-200V Economy Repeater. As above, except uses COR-4 Controller without DTMF control or autopatch. Kit only \$795.

REP-200N Repeater with no controller. For use with external controller, such as those made by ACC. Kit only \$695, w&t \$995.

- Available for the 50-54, 143-174, 213-233, 420-475, 902-928 MHz bands.
- FCC type accepted for commercial service (hi-band and uhf).
- Rugged exciter and PA, designed for continuous duty.
- Power out 20W 50-54MHz; 15W (25W option avail.) 143-174MHz; 15W 213-233 MHz; 10W uhf; 10W 902-928MHz.
- Available add-on PA's up to 100W.
- Six courtesy beep types, including two pleasant multi-tone bursts.
- Open or closed access autopatch, toll-call restrict, auto-disconnect.
- Reverse Autopatch, two types: auto-answer or ring tone on the air.
- Pulse (rotary) dial option available.
- DTMF CONTROL: over 45 functions can be controlled by dtmf command. 4-digit control code for each function.

- Owner can inhibit autopatch or repeater, enable either open or closed access for repeater or autopatch, and enable toll calls, reverse patch, kerchunk filter, site alarm, aux rcvr, and other options.
- Cw speed and tone, beep delay, tail timer, and courtesy beep type can be changed at any time by owner password protected dtmf commands.
- Auxiliary receiver input for control or cross linking repeaters.
- Many built-in diagnostic and testing functions using microprocessor.
- Color coded LED's indicate status of all major functions.
- Welded rf-tight partitions for exciter, pa, receiver, and controller.
- 3 1/2 inch aluminum rack panel, finished in eggshell white and black.

XMTRS & RCVRs FOR REPEATERS, AUDIO & DIGITAL LINKS, TELEMETRY, ETC.



Also available in rf-tight enclosures, and with data modems.

FM EXCITERS: 2W continuous duty. TCXO & xtal oven options. FCC type accepted for com'l high band & uhf.

- TA51: 50-54, 143-174, 213-233 MHz ...kit \$109, w&t \$189.
- TA451: 420-475 MHz ...kit \$109, w&t \$189.
- TA901: 902-928 MHz, (0.5W out); w&t \$219.
- VHF & UHF AMPLIFIERS.
- For fm, ssb, atv. Output levels from 10W to 100W. Several models starting at \$99.

FM RECEIVERS:

- R144/R220 FM RECEIVERS for 143-174 or 213-233 MHz. GaAs FET front end, 0.15uV sensitivity! Both crystal & ceramic if filters plus helical resonator front end for exceptional selectivity: >100dB at ±12kHz (best available anywhere!) Flutter-proof hysteresis squelch; afc tracks drift. ...kit \$149, w&t \$219.
- R451 FM RCVR, for 420-475 MHz. Similar to above. ...kit \$149, w&t \$219.
- R901 FM RCVR, for 902-928MHz. Triple-conversion, GaAs FET front end. ...\$169, w&t \$249.
- R76 ECONOMY FM RCVR for 28-30, 50-54, 73-76, 143-174, 213-233 MHz, w/o helical res or afc. ...Kits \$129, w&t \$219.
- R137 WEATHER SATELLITE RCVR for 137 MHz. Kit \$129, w&t \$219.



OUR 30TH YEAR!

hamtronics, inc.

65-D MOUL RD. — HILTON NY 14468-9535

Phone 716-392-9430 — FAX 716-392-9420

RF Effects Docket Issued

The FCC has released a Notice of Proposed Rule Making to update guidelines and methods used for evaluating the environmental effects of radio frequency radiation. The commission is using the 1992 RF exposure standards adopted by the American National Standards Institute and the Institute of Electronic and Electrical Engineers.

In 1985 the FCC adopted 1982 ANSI guidelines, which resulted in some transmitting facilities being required to prepare an Environmental Assessment if they would expose humans to RF levels greater than those recommended by the guidelines. Under the 1985 guidelines, many low power, intermittent, or normally inaccessible RF facilities were not affected by these FCC rules, including amateur radio stations.

The 1992 ANSI guidelines are more restrictive of RF radiation, and they also extend the frequency range under consideration from 3 kHz to 300 GHz. The new guidelines also specify two sets of exposure recommendations: one for "controlled environments" (usually involving workers), and one for "uncontrolled environments" (usually involving the general public).

Hand-held devices are treated for the first time in the new ANSI guidelines. The 1982 guidelines excluded devices that did not exceed a "specific absorption rate" (SAR) or whose input was 7 watts or less. The 1992 guidelines also contain low power exclusions, but they are more stringent and could require manufacturers to demonstrate compliance with SAR requirements.

The comment date in this docket, ET 93-62, is August 13, 1993. The reply comment date is September 13, 1993. *TNX Westlink Report, Number 648, April 29, 1993.*

HF Digital Mode R.M. Released

The FCC has issued a Public Notice on the ARRL proposal for digital rules for the amateur high frequency bands. The proceeding, which bears the file number RM-8218, originated with submission of the request by the League on February 1, 1993. Copies of the 36-page paper may be obtained from the Regulatory Information Branch at ARRL headquarters. Enclosing a large self-addressed envelope bearing six units of first class postage will speed the reply. *TNX ARRL, Westlink Report, Number 648, April 29, 1993.*

Midland is Back

Midland has returned to the amateur marketplace! The company generally credited with bringing the 1-1/4 meter band to life in the mid-1970s with its relatively inexpensive model 13-509 transceiver now has its own 2 meter hand-held and a full line of mobile antennas. The 73-005 is a relatively inexpensive, yet full-feature, 2 meter talkie that weighs only 6.5 ounces, receives 128 to 174 MHz, and has up to 5 watts output using an optional battery pack (2 watts with the standard pack), 0.16 μ V sensitivity and 200 milliwatts of receiver audio, all packed into a 5-1/2" x 2-1/8" x 1-5/16" case and priced at

\$288. For mobile operation, Midland now has a full line of magnetic-mount, NMO mount and glass-mount 2 meter and dual-band antennas ranging in price between \$28 and \$40. For more information on this new radio and the antennas, visit a factory-authorized Midland dealer.

Form 610 Change

The FCC says that hams no longer need to enter their transmitter location when filling out a Form 610 Amateur License Application Form. This information has heretofore been required on line 8. This would also seem to imply that section 2H (Change in Station Location) is no longer necessary. This change in filing requirements appears to be a cost-cutting move to reduce the labor involved in data entry for amateur radio Part 97 licenses. *TNX W6NLG, Westlink Report, Number 646, March 31, 1993.*

Novice/Tech 30 Meter Petition Denied

The FCC has denied a petition to grant Novice and Morse-code-certified Technician Class licensees access to the amateur 30 meter band. The petition, by William G. Welsh W6DDB, asked that such licensees be allowed CW operation from 10.1 to 10.15 MHz. Welsh argued that the 40, 15 and 10 meter bands currently occupied by Novices and Technicians are becoming less useful due to changing sunspot conditions and interference from shortwave broadcast stations. He also said that the longer antennas needed for operation on 80 meters limited the appeal of that band for Novices and Technicians.

The FCC said that in opening the 30 meter band to the Amateur Service in 1985 it had not included Novices and Technicians in order to promote an acceptable balance between licensing incentives and operating privileges. It followed the same guideline in the opening of the 17 meter band in 1989, the FCC said.

Thus, this petition for rule making was repetitive, the FCC said. *TNX ARRL; FCC; Westlink Report, Number 649, May 13, 1993.*

Sale of Airwaves Gains Support

A Clinton Administration plan to sell much of the electromagnetic spectrum to the highest bidder as a way of increasing government revenues has gained conditional support from industry and regulatory officials. While some government regulators did caution that any bidding process must provide the smaller business with the ability to compete for this resource, they were generally in agreement that such a sale could help offset the rising federal debt.

Congress is currently considering legislation that would transfer some 200 MHz of government-used spectra to the private sector for the development of emerging technologies like advanced cordless telephones, radio LANs, worldwide paging systems, personal locators and other such devices. The House has already passed its version, while the Senate still has its measure under consideration. Both

versions contain wording that would permit the allocation of some of the frequency bands by auction.

While industry leaders see the transfer of this spectra as a boon to the United States economy, several groups, including the National Association of Broadcasters and the American Radio Relay League, feel that the services they represent should be excluded from any competitive bidding of reallocated spectra because of the services they provide. The ARRL is working toward inclusion of language in the final bill to either protect amateur radio from any reallocation or to provide alternative spectra if any reallocation of ham bands shared with the government takes place. The NAB feels that the television broadcast bands should be excluded because the FCC is aware that applications for these frequencies must be based only on their fitness to serve their local communities. *TNX Westlink Report, Number 646, March 31, 1993.*

Jury Finds 60 Hz EMF Not Cancer Cause

In a case that has caused considerable interest among radio amateurs nationwide, a jury ruled on April 30th that high voltage power lines which transversed the home of a couple with a nine-month-old daughter did not cause the child's rare kidney tumors.

The debate over the danger of high intensity 60 Hz electromagnetic fields has been going on for well over two decades, with several carcinoma experts suggesting that prolonged exposure to these elevated EMF fields could be the source or trigger for several different medical problems, especially in children and pregnant women.

Fear of these fields has caused warnings to go out for women carrying children to avoid working near high current machinery or even using electric blankets during their earliest months of pregnancy.

Although more than 100 studies have been conducted in the past 20 years on EMF effects on human tissue, no conclusive evidence for a direct link between the high power fields and cancer has been proven, though several of the studies suggest an elevated incidence of certain tumors.


The jury took only four hours to reach its verdict, and although this is believed to be the first case of its kind involving an action against a public power utility, legal observers believe that it won't be the last. *TNX W6RCL; Associated Press; Westlink Report, Number 649, May 13, 1993.*

TNX . . .

. . . to all our contributors! You can reach us by phone at (603) 924-0058, or by mail at 73 Magazine, Route 202 North, Peterborough NH 03458. Or get in touch with us on CompuServe ppn 70310,775; MCI Mail "WGEPUB"; or the 73 BBS at (603) 924-9343 (300-2400 bps), 8 data bits, no parity, one stop bit. News items that don't make it into 73 are often put in our other monthly publication, *Radio Fun*. You can also send news items by FAX at (603) 924-9327. **73**

INTRODUCING THE PK-900... NEW FROM THE INSIDE OUT!

Optional
PACTOR
Mode Now
Available



IT'S THE NEXT GENERATION IN MULTI-MODE CONTROLLERS.

Now, there's a new standard of excellence in multi-mode digital controllers...the new PK-900 from AEA. It incorporates all of the features which made the PK-232 the most popular multi-mode controller in the industry. But that's just the start. AEA's new PK-900 also features dual port HF or VHF on either port; low cost 9600 baud plug-in option; memory ARQ and VHF DCD state machine circuit; powerful triple processor system; zero crossing detector for the sharpest Gray Scale FAX you've ever seen; and many other new software selectable features.

Inside and out, the new PK-900 from AEA is what other multi-mode controllers will now be measured against.

- Processors used: Zilog 64180, Motorola 68HC05C4, Motorola 68HC05B4
- Data rates: 45 to 1200 baud standard, up to 19.2K baud with external modems
- Dimensions: 11.75" (29.84cm) x 11.75" (29.84cm) x 3.5" (8.89cm) Weight: 4.6 lbs. (2.08 kg)
- Power requirements: 12 VDC at 1.1 amps

Connect with us for what's new in multi-mode controllers.
Call our literature request line at 1-800-432-8873.

Advanced Electronic Applications, Inc.

PO Box C2160, 2006 - 196th St. SW, Lynnwood, WA 98036



Connect with us

Type "N" RF Connectors

How to install and use them.

by Steve Katz WB2WIK/6

In my article in the May 1993 issue of 73 ("The Hows and Whys of Coaxial Cable," pp. 10-19), I hinted that future articles would supply information on the proper assembly and use of RF connectors. The June issue contains an article on the proper assembly of "UHF" type PL-259 RF connectors for use on the popular coaxial cables. Because the UHF connector assembly is rather complex, its discussion consumed an entire article. Now we can address the installation and application of the *best* RF fitting commonly available for amateur use: the Type N.

Type N connectors are available in a wide variety of designs, all of which should be suitable for use through at least 3,000 MHz (3 GHz), and some which are good right on up through 18 GHz! They are far superior to UHF type PL-259 fittings in many respects, although you probably won't notice any improvement in performance unless you use them at or above 440 MHz (70cm). But even at lower frequencies type N connectors are popular and are often found on commercial and military equipment and antennas intended for use on frequencies as low as 1 MHz. This is because type N fittings cost little more than UHF types and meet military standards for moisture and fungus resistance, which UHF connectors do not.

Assembly

It makes good sense to learn how to assemble N connectors, especially the standard male type N UG-21. Don't be scared off by

stories you've heard about these rascals being difficult to install—nothing could be further from the truth.

It is true that military grade type N connectors, (at least the solder type, as opposed to the crimp variety), contain more pieces than UHFs. The number of pieces used vary with connector design and manufacturer, but let's concentrate on the most popular type N for amateur use, the UG-21D/U, which has six pieces: (Photo A) the body, the center pin, the braid clamp, the rubber gasket, the rear washer, and the nut. This sounds more complicated than it is, since the *only* piece that requires soldering is the center pin, which solders very fast and easily. Other than this one piece, connector assembly is purely mechanical and requires only two open-end wrenches, a 5/8" for the rear nut and an 11/16" for the connector body.

In addition to the two wrenches you'll also need a few other standard tools for cable preparation: a sharp single-edged razor blade or X-Acto knife; a pair of small, sharp scissors, such as manicure scissors (I use the set contained in my Swiss Army knife, and this works well); and a light-duty soldering gun (75 to 100 watts is fine) with an appropriate tip. Some 60/40 or 63/37 alloy (tin/lead) radio solder with a rosin flux core will also be used. All these things are required for PL-259 UHF connector installation as well, but for a PL-259 you need a *much* larger soldering gun (like 260 watts) because you need to solder the coax braid to the connector body,

which is *not* required with a type N.

Assuming you are using RG8/U-sized cable (RG8/U; RG8A/U; RG213/U, etc., all of which are 0.405" nominal outside diameter), prepare the cable end as follows:

1. Slide the type N rear nut onto the cable before proceeding with any other operation. The nut threads should face the end of the cable where the new connector will be installed, and the 5/8" (across the "flats") wrench part should face away from the connector, toward the balance of the cable. Slide this down the cable at least several inches to get it out of the way of your work.

2. Next, slide the flat washer (5/8" o.d., and about 7/16" i.d.) onto the cable, over the jacket, so that it will be located between the rear nut and the connector body. The washer has no "polarity."

3. Now, slide the rubber gasket onto the cable, also over the jacket, so that the *grooved* side of the gasket faces the cable end, and the flat, smooth side is towards the washer you just installed in step 2.

4. How long did this all take? Probably about five seconds. Push the three parts already on the cable far enough out of the way so they won't interfere with the rest of your work—you won't be needing them until the very last step when you tighten the connector together.

5. Now you are ready to strip the cable (Photo B). Use the razor blade or X-Acto knife to cut into the cable, applying enough pressure to cut through the outer jacket, braid



Photo A. Here are the six pieces that make up a standard UG21D/U type N connector (left to right): the body, the center pin (note the gold plating), the braid clamp, the rubber gasket, the washer, and the nut.

MFJ TNCs for VHF/HF Packet

MFJ-1270B super TAPR TNC clone has a world wide reputation as *the most reliable packet TNC in the world!* Thousands used as digipeaters, nodes, BBS and in all kinds of commercial applications working 24 hours a day — many work for years without a single failure . . .

NEW ENHANCED MAILBOX

- Expandable 32K, 128K or 512K
- Separate callsign for mailbox
- Mailbox stays on during packet connects
- Auto forwarding and reverse mail forwarding
- Remote Sysop access, Sysop paging
- Chat mode, mailbox C-text
- "Has mail" LED indicator

The MFJ-1270B super TAPR TNC clone has a world wide reputation as *the most reliable TNC in the world!*

Thousands are dedicated as digipeaters, nodes, BBS and used in all kinds of commercial applications working 24 hours a day — many work for years without a single failure.

The Most for Your Money

The widely acclaimed MFJ-1270B may not be the cheapest TNC, but it gives you the most for your money. You get features that others just don't have. See for yourself . . .

Fully TAPR TNC-2 Compatible

You get full TAPR TNC-2 compatibility — all software and hardware designed for the TAPR TNC-2 standard works without modification.

You get Net Rom compatibility that turns your MFJ-1270B into a Layer Three and Four networking node and Rose Switch compatibility that gives you another networking option.

VHF and HF operation

You get high performance VHF and HF modems as standard equipment — lets you double your fun on packet.

You get a true DCD circuit that dramatically reduces sensitivity to noise and dramatically increases completed QSOs.

FREE AC Power Supply

You get a free 110 VAC power supply at no extra cost. With other brands, the AC power supply could cost you an extra \$20.95.

New enhanced Personal Mailbox

The enhanced Easy Mail™ personal mailbox lets you use a dedicated call-sign for your mailbox. Now your mailbox can stay on while you operate packet. This new mailbox will also auto forward or reverse forward mail to and from other BBS. Plus, the "has mail" LED blinks when you have



NEW LOWER PRICES!

MFJ-1270B
\$119⁹⁵

MFJ-1274, with HF tuning indicator
\$139⁹⁵

mail. More features: remote Sysop access, sysop paging, mailbox C-text, chat mode and many other features not available in other TNCs or multimodes. The MFJ TNC mailbox memory is expandable to 32K, 128K, 512K.

WeFAX gives you Weather Maps

You get a WeFAX mode that lets you print full fledged weather maps from your HF radio to screen or printer or save to disk using an MFJ Starter Pack.

2400 or 9600 Baud Modem simply plugs in

You can add MFJ's optional internal 2400 baud or 9600 baud modem just by plugging it in and making a few simple connections.

KISS interface and MFJ Host Mode

You get a KISS interface that lets you run TCP/IP and MYSYS and MFJ's Host Mode that makes it easy to write efficient application programs.

MFJ Anti-Collision™ Technology

You get MFJ's Anti-Collision™ technology (Prioritized Acknowledgement) that prevents packet collisions to improve performance on busy channels.

Plus more . . .

You also get 32K RAM, IC sockets for easy service, true DCD for HF, 256K ROM, speaker jack, lithium battery backup, RS-232 and TTL serial ports, radio cable (you have to add a connector for your particular radio), Fast-Start™ Manual plus much more. Use 12 VDC or 110 VAC. 9½x1½x7½ inches.

One Year Unconditional Guarantee

You get MFJ's famous *No Matter What™* one year unconditional guarantee.

Enjoy Packet for a long, long time

If you want a packet TNC that'll work 24 hours a day without failure — one that has more features than any other — get the ultra reliable MFJ-1270B today and enjoy packet for a long, long time.

TNC with built-in HF Tuning Indicator
MFJ-1274, \$139.95. Same TNC as MFJ-1270B but has precision tuning indicator for HF packet — makes operating HF a pleasure. Just tune your radio to center single LED and you're precisely tuned in to within 10 Hz — and it shows you which way to tune!

New 2400 baud Turbo TNCs
MFJ-1270BT, \$209.95 and MFJ-1274T, \$229.95 have built-in fast 2400 baud modem. Lets you operate 300, 1200 and 2400 baud packet.

ACCESSORIES for TNCs

MFJ Starter Packs

An MFJ Starter Pack, \$24.95, gets you on the air instantly. You get interface cable, software on disk and instructions — just plug it all in and start enjoying packet. Order MFJ-1284 for IBM or compatibles, MFJ-1282 for Commodore 64/128 or MFJ-1287 for Macintosh. For VIC-20 or C64/128 with tape drive use MFJ-1283, \$24.95.

Mailbox Memory Expansion Board

For all MFJ TNCs. MFJ-47A, \$49.95, 32K RAM; MFJ-47B, \$69.95, 128K RAM; MFJ-47C, \$239.95, 512K RAM. Complete with Firmware.

MFJ TNC Real Time Clock

MFJ-43, \$29.95. Ends frustration of setting TNC clock everytime you turn it on. Maintains correct time even when TNC is turned off. Plugs into RAM socket. Works with MFJ TNCs and TAPR TNC clones.

MFJ TNC Firmware Upgrade Release 1.2.9

New firmware features enhanced mailbox and supports expandable mailbox up to 512K. MFJ-40C, \$24.95.

MFJ 2400 and 9600 Baud Modems

MFJ-2400, \$89.95. Operates 300, 1200 and 2400 baud packet. Works with any radio. MFJ-9600, \$109.95, G3RUH compatible 9600 baud modem. Not all radios compatible with 9600 baud. Both plug in MFJ TNCs and MFJ-1278 for easy installation.

MFJ's new TNC/Mic Switch . . . lets you switch between your TNC or microphone by pushing a button!

The MFJ-1272B **\$34⁹⁵**

is the most popular TNC/multimode accessory in ham radio! Why? Because you can switch between your microphone and packet TNC or multimode by pushing a button.

You won't have to unplug your microphone and plug in your TNC everytime you want to work packet or other digital modes.



Just plug the pre-wired cables into your rig's microphone connector and into your TNC and you're ready to go — no more hunting for hard-to-find connectors and wiring up complicated cables.

Works with HF, VHF and UHF radios with 8 pin mic connectors — including Kenwood, ICOM, Yaesu, Alinco and others.

Plug-in jumpers let you quickly set-up for virtually any radio. Factory set for Kenwood and Alinco. Includes easy to follow instructions. Has audio-in and speaker jacks. 3-¼ x 1-¼ x 4 inches.

MFJ-1272B, \$34.95, for MFJ TNC/multimodes and TAPR TNC-2 clones.

MFJ-1272BX, \$39.95, wired with connector for PK-232.

MFJ-1272BYV, \$39.95, wired with connector for KAM, VHF Port.

MFJ-1272BYH, \$39.95, wired with connector for KAM, HF Port.

MFJ-1272BZ, \$39.95, wired with connector for PK-88.

Pre-wired Radio-to-TNC cables . . . \$14⁹⁵

	All MFJ	PK-232™	PK-88™	KAM™
Icom/Yaesu HTs	MFJ-5024	MFJ-5024X	MFJ-5024Z	MFJ-5024YV
Kenwood HTs	MFJ-5026	MFJ-5026X	MFJ-5026Z	MFJ-5026YV
Yaesu 8 pin radios	MFJ-5080	MFJ-5080X	MFJ-5080Z	MFJ-5080YV ⁴ MFJ-5080YH ⁴
Icom 8 pin radios	MFJ-5084	MFJ-5084X	MFJ-5084Z	MFJ-5084YV ⁴ MFJ-5084YH ⁴
Kenwood/Alinco 8 pin radios	MFJ-5086	MFJ-5086X	MFJ-5086Z	MFJ-5086YV ⁴ MFJ-5086YH ⁴

¹ does not include IC-W2A ² does not include 2500 ³ does not include 25A & 255A
⁴ YV models connect VHF part of KAM, YH models connect HF part of KAM

MFJ-5082, \$9.95, open end cable with 8-pin microphone connector
MFJ-5224, \$9.95, open end cable for Icom/Yaesu handhelds
MFJ-5226, \$9.95, open end cable for Kenwood handhelds
MFJ-5268, \$7.95, open end cable with 8-pin modular telephone plug for Yaesu FT-2400H, Kenwood TM641A, TM714A, TM732A



MFJ-1271 turns your Commodore 64/128 into full featured packet TNC!

Just plug in this MFJ-1271 modem and boot up the public domain Digicom/64 software (not included) to enjoy VHF or HF packet at 1200 and 300 bauds.

You get a high performance modem featuring true DCD circuit with adjustable threshold. DCD detect LED tells you when you're receiving a good signal. Plugs into cassette port and uses 12 VDC or 110 VAC with MFJ-1312, \$12.95.

MFJ-1271
\$49⁹⁵



Nearest Dealer/Orders: 800-647-1800
Technical Help: 800-647-TECH(8324)

• 1 year unconditional guarantee • 30 day money back guarantee (less s/h) on orders from MFJ • Free catalog

MFJ ENTERPRISES, INC.
Box 494, Miss. State, MS 39762
(601) 323-5869; 8-4-30 CST, Mon.-Fri.

FAX: (601) 323-6551; Add \$6 s/h.
MFJ . . . making quality affordable

Prices and specifications subject to change 1992 MFJ Enterprises, Inc.





Photo B. The end of a piece of RG213/U, all stripped and ready for pin and connector installation. (Not shown are the rear nut, flat washer and rubber gasket installed in steps 1, 2, and 3.) Note that the center conductor strands are tightly twisted and no braid "hairs" extend beyond the dielectric.

Photo C. Here, the center pin has been neatly soldered on so that solder completely fills the solder hole in the pin. The braid is pulled back over the dull edge of the braid clamp and the gasket, washer and nut are ready to assemble into the connector body.

and dielectric insulation material all at once. Stop when you "hit" the center conductor. Make this cut exactly 5/16" back from the cable end. It is easy to tell, with a bit of practice, how much pressure to apply to cut cleanly through all the layers *without* nicking or damaging the center conductor. The outer jacket will produce almost no resistance to cutting; the braid will produce considerable resistance, but a few "saws" with the knife and you'll be through it. Then the dielectric will produce some moderate resistance, but not a lot. When you cut through these layers and reach the center conductor, it is obviously much harder than the dielectric, and as soon as you feel its resistance, *stop*. If you find that you've nicked the copper center conductor even a little bit, cut off the damaged end of the cable and try again. It won't take long before you're an expert at this.

Once you've cut through to the center conductor (but stopped short of nicking it), hold the blade against the cable with the same steady pressure and rotate the cable 360 degrees to cut all the way around it. When you're done, you should be able to give a gentle pull on the end of the cable to completely remove the stripped section and reveal 5/16" of nice, shiny, undamaged center conductor. With practice, this operation takes about 15 seconds.

6. (For steps 6 through 10, please refer to Photo C.) Now, use the razor blade or X-Acto knife to make a cut in the cable's outer jacket *only*, 3/16" down from the end you cut off in step 5. The outer jacket will cut easily—don't apply enough pressure to cut into the braid. If you damage the braid you'll have to start all over, so be careful. Apply very gentle pressure and rotate the cable 360 degrees until you've made a shallow cut all the way around. When you feel the slightest resistance from the copper braid *stop*—you've cut far enough. Pull off the 3/16" of jacket material, exposing this much undamaged braid.

7. Push the open end of the type N center pin onto the cable's center conductor. If you're using stranded-conductor cable (and I

hope you are—it's much more flexible and easier to work with in the long run), be sure that no strands are separated from the bundle before attempting to push the center pin over it. If any strands are separated, gently twist them back together, making sure to twist *in the same direction* as the conductors were originally stranded by the manufacturer. The center pin should "bottom out" on the tip of the center conductor, with the open end of the center pin laying flat against the cable's dielectric. If this is *not* the case, and the pin "bottoms out" with more center conductor still showing between the pin and the dielectric, you need to cut a bit more off the center conductor length. Look to see how much center conductor shows between the end of the pin and the dielectric; pull the pin back off, and cut off that amount of center conductor. Now, push the pin back on. It should bottom out on the center conductor and rest against the dielectric with no extra center conductor showing. Again, this step could take a bit of practice, but after you've installed a few connectors it will take only a few seconds.

8. Lay the end of the cable, with the pin installed, on a flat working surface and place a gentle weight (like a heavy book) on the cable about 4'-6" back from the end of the cable. Twist the center pin until the soldering hole shows on *top*, so you can get at it easily. Apply heat from your soldering iron or gun to the pin, near the hole, and wait a few seconds for the heat to transfer. Applying a *small* amount of solder between the pin and the tip of the iron will make this heat transfer go much faster.

When the pin has reached soldering heat (this shouldn't take more than five or six seconds), apply solder directly to the hole in the pin. After it flows, continue to push a bit of solder into the hole to be sure it "wets" to the cable's center conductor. Don't use too much solder or it will be difficult to get the excess off the outside of the pin (and this will be necessary to complete connector installation and use). Take the iron and solder away, and wait about 10 seconds for the pin to cool off.

Blowing gently on the pin will accelerate this process. When the pin has cooled down so that it's not too hot to touch, pull on it gently to be sure it is well attached to the center conductor. If it pulls off, the solder didn't "take," indicating either not enough soldering heat, not enough solder, or an oxidized center conductor. If the center conductor looks bright and shiny, it's not oxidized. If it has a dull or oxidized appearance, there's something wrong with this piece of cable and it probably shouldn't be used anyway. Try again, and with practice you'll find the pin and conductor will "wet" very well and the pin will be impossible to pull off with your hands.

9. Assuming the pin is properly soldered, inspect the outside of the pin to see if excess solder has flowed onto it. Excess is any amount that causes a "bump" in the diameter



Photo D. The completed, installed type N connector. When the rear nut was tightened a very small space remained between the nut and the connector body. This is perfectly normal. Using high-quality, open-end wrenches for final assembly avoids scratching or nicking the connector plating and leaves a shiny, weatherproof surface.

Depend on the #1 Handheld in the World



Incredibly Tough!



DJ-580 Dual Bander

Photo for Demonstration only.
Abuse to the Transceiver will void
the warranty.

Summer Discount till 8/31/93

Available at your Dealer

DJ-580T	Coupon value \$20.00
DJ-F1 T	Coupon value \$20.00
DR-600T	Coupon value \$25.00

Model DJ-580T

The DJ-580T gives new meaning to the word "Versatility" This Super-compact radio offers great sound, excellent sensitivity, and a comfortable ergonomic design that puts it in a class by itself.

The Right Features, Right Now:

Alinco's DJ-580T has Full-Duplex Cross Band operation and cross Band Repeater functions with real world power and excellent sensitivity. Airband receive with simple modification.

This unit has built in DSQ for paging, CTCSS encode and decode standard, various scanning functions, 3 power level selections for each band, bell function, and an illuminated keypad.

New MCF function allows you to set the 40 memory channels regardless of which channels you want for VHF or UHF. Any combination is possible.

If the battery is depleted to less than 5 volts, Alinco's Patented Low Battery Function is automatically

activated. You can continue to operate the radio all the way down to 3.5 volts. This feature will also indicate when the battery is getting low.

*Check out the affordable technology of the 90's.
Check out ALINCO.*



ALINCO ELECTRONICS INC.

438 Amapola Avenue, Unit 130, Torrance, CA 90501

Tel: (310) 618-8616 Fax: (310) 618-8758

Specification and feature are subject to change without notice or obligation.

of the pin. A thousandth of an inch of solder is not a problem, but ten thousandths probably is. If excess solder is on the pin, use a very fine grit emery cloth or very fine nail file (not a large machinist's file or rasp!) to gently file it away. You don't want to file away at the center pin's original plating, which is likely to be a very fine layer of gold. Again, with practice there won't be any excess solder anyway.

10. Slide the braid clamp over the end of the cable, with the smaller-diameter end towards the connector pin already installed, and the larger-diameter end, which should be beveled and have a rather sharp edge, towards the bulk of the cable, rubber gasket, washer and rear nut already installed in steps 1 through 3. Gently fold the braid back over the metal braid clamp until all of it is folded neatly against the 3/16" shaft of the clamp. If you trimmed the jacket correctly in step 6, the braid will *end* before the beveled part of the braid clamp. If you cut off too much jacket, braid "hairs" will extend over the beveled portion of the clamp, and this is no good. Some hams just "trim away" any extra braid at this point, but this defeats the purpose of using a type N connector: If the braid is too long, that means too much jacket has been removed, which also means too much dielectric will now be exposed between the clamp and the pin. This will ruin the geometry of the installation, make "seating" the connector

difficult, and defeat the purpose of using such excellent "constant impedance" connectors. If you made a mistake, it's better to chalk it up to experience and start over with step 5.

11. You are now done with all the critical operations. All that is left is to screw the connector together. Push the connector body over the pin and onto the cable, with the threads "first," towards the bulk of the cable. If no excess solder is present on the pin this should happen quite easily. You might meet with just a little resistance as the pin inserts itself into the Teflon dielectric of the connector body, but a bit of a "push," and it will be on. This will place the braid clamp fully inside the connector body as well, as you will see. When you've pushed the body onto the cable, and all steps have been done properly, the tip of the center pin should be about "flush" with the end of the connector, and the rear end of the braid clamp will be fully inserted inside the body, now recessed about 3/16". If this *doesn't* happen, you didn't follow some instruction. Think it out, and try again.

12. Slide the rubber gasket down to the connector end of the cable until it seats itself on the rear (beveled, sharp) end of the braid clamp. These two pieces are designed to "mate," and the beveled end of the braid clamp will end up inside the rubber gasket. If you're thinking that the braid clamp will cut

the rubber gasket in half when the connector is fully tightened on, you're correct: This is part of the design.

13. Now, slide the flat washer down to the rubber gasket so that it rests against the flat side of the gasket and is fully inside the connector body.

14. Slide the rear nut down to the connector body until it mates with the body's threads, and gently twist the nut clockwise to screw it into the connector body. After four or five twists you should begin to feel some resistance to further threading. Now is the time to get out those two open-end wrenches! Use the 5/8" wrench on the rear nut, and a *thin* 11/16" wrench on the "flats" of the connector body (a "fat" or "thick" wrench usually won't fit—there is only about 3/16" space here for the end of the wrench). Hold the body firmly while threading the nut into it until you meet considerable resistance to further threading. At this point, the rear nut should either be "bottomed out" right against the connector body, or close to it, with a *very small* space showing between the nut and the body. You're done! (See Photo D)

Although this took a lot of description, complete installation of the UG21D/U type N male connector takes only about two to three minutes for the beginner, and far less time for an experienced technician. When I worked in an engineering lab many years ago I'd take an entire day about once or twice a year just

The ears have it!



“The R8 is like a breath of fresh air, with its ground-up engineering and up-to-date digital control from the front panel. I am very pleased to see a quality HF receiver of American manufacture that should successfully compete on the world market.”

Bill Clarke
73 Amateur Radio Today

When we introduced the American-made R8 Worldband Communications Receiver, we knew it would be judged by some very discerning ears, experts accustomed to the finest in short-wave listening equipment from around the world. After listening to the world on the Drake R8 loud and clear, they have delivered a decisive verdict.

They appreciated the R8's sensitivity, clarity, simplicity, and all-around versatility so much that many of them declared the R8 simply the best of its class. High praise, indeed, from very well-traveled ears.

But why take the word of mere

experts? Put the Drake R8 to the test yourself with a 15-day money-back trial period on factory direct purchases, and let your ears be the judge. If you're not impressed by Drake's quality, performance and ease of operation, all in a receiver costing less than \$1,000.00, return the R8

Receiver within 15 days, and we'll refund your money in full, less our original shipping charge. To order your R8 factory direct, for more information, or for the dealer nearest you, call **1-800-723-4639** today. We're confident that once you've listened to the R8, your ears will hear of nothing else.



R.L. Drake Company
P.O. Box 3006
Miamisburg, OH 45343
U.S.A.

DRAKE
In touch with the world.

CIRCLE 147 ON READER SERVICE CARD

to build type N "patch" cables for the lab, and could usually assemble 50 or 75 such cables per day, with two connectors per cable. This is a lot of connectors, considering I'd take lots of breaks to avoid total boredom.

To test your completed connector assembly and installation, hold the connector firmly in one hand, grab the cable about six inches away in the other hand, and give the cable a firm pull. You should *not* be able to pull the connector off the cable. In fact, even 50 pounds of tension will not pull off a properly installed type N because the braid clamp has amazing strength. You might also want to use an ohmmeter to check for the possibility of a short circuit between the pin and body of the connector, but if you've followed directions, this is *extremely* unlikely.

Caveats

If you use *foam* dielectric cable (any brand) or Belden 9913 type cable, do *not* expect the standard UG21D/U center pin to fit the center conductor! Foam cables and 9913 both use "oversized" center conductors (due to the lower dielectric constant of the insulation material used) which is larger in diameter than standard RG8A/U or RG213/U military types, and will not fit the standard pin dimension. Thankfully, special type N connectors *are* available for these non-standard cables. They are often sold as UG21-9913 or some such nomenclature to indicate they are

supplied with an oversized pin specifically to accommodate the special cables.

If you use double-shielded cable like RG9/U or RG214/U, the braid may *not* fit in a standard UG21/U braid clamp/body assembly. These specialty cables also have special connectors made just to suit them. (Frankly, unless you are using the cables to interconnect repeater duplexer cavities, I can't imagine why you'd want to use double-shielded cable. It is not any better in any respect than single-shielded cable, with the sole exception of its reduced RF leakage property. Single-shielded cable like RG213/U has low enough leakage for 99.9% of amateur applications.)

There are varieties of type N connectors which are more complex and contain more pieces than the UG21D/U type described here. For the most part, they aren't any better, except possibly at the high end of the SHF spectrum (above 6 GHz) and therefore might best be avoided. Conversely, there are some excellent type N "crimp on" connectors which require no soldering at all and are thus even easier to install than the one described here. The problem is, some of these cost far more and require specialized and expensive tools for their installation. A good, standard type N UG21D/U connector that will install exactly as described here and is of high enough quality for the vast majority of amateur applications is the Amphenol "RFX" series, part number 82-202-RFX. This six piece

connector, as I've described, is bright nickel-plated for excellent resistance to weathering, and is relatively inexpensive, averaging around twice the price of a cheap UHF type PL-259.

One more note: Yes, type N connectors are available for practically every type of coaxial cable, from subminiature RG174/U to "water-hose" sized RG17A/U. The connectors intended for use with smaller cables (RG174/U, RG58/U, RG59/U, RG8X, etc.) have a smaller rear nut, washer, gasket and braid clamp and a smaller hole in the center pin, but otherwise install as described. The connectors intended for use with larger cables (RG17/U, RG217/U, RG18/U, etc.) have a larger body and rear nut, washer, gasket and braid clamp, and a larger hole in the center pin, but still install as described. If you practice with a piece of military standard RG213/U you'll learn enough to know how to install *any* of the type N varieties on any cable type.

Once you get the hang of it, installing a type N fitting is as easy as falling off a log and much less painful. The type N has lower loss than a UHF type PL-259, especially in the upper VHF and UHF spectrum (300 MHz and above), is more weather-resistant, handles more RF voltage, and will fit more high-end commercial and military equipment and antennas. If you *don't* get familiar with using them, you're missing the boat. 73

MAKE RADIO FUN AGAIN!

REPEATER MAPS



2M MAP NOW FULL COLOR!

Use the **QUICK-N-EASY REPEATER MAP** to find the repeater you are looking for! **HIGH QUALITY** laminated plastic card with map of your state (California residents specify North or South CA) with 2m repeaters on the front and other bands on the back. Because it's laminated, it's tough and rugged. **YOU'LL LOVE IT!**

INCLUDES:
144 MHz 220 MHz
440 MHz 900 MHz
1.2 GHz
\$3.95 PER CARD
ORDER 3 CARDS FOR JUST \$10

REPEATER MAPBOOK



NEW! 1993-94
INCLUDES:
10M, 2M
220 MHz
440 MHz
900 MHz
1.2 GHz

Our quality Repeater Maps are now available in book form! That's right, our new book includes all U.S. States, all Canadian Provinces, Mexico, Central America and the Caribbean! Maps show city location, repeaters, highways, ham dealers, and tourist information! **PERFECT FOR TRAVEL!** More than 175 pages!

ORDER TODAY! \$9.95

RADIO/TECH MODIFICATION

Books (Vol. 5A or 5B)
5A for Kenwood, Icom, Scanners
5B for Alinco, Standard, Yaesu, CB, and others.
\$19.95 Ea.

QSL CARD HOLDERS

Display your QSL cards with pride! Plastic card hangers protect your cards. Each pack contains two holders. Each holder displays 20 cards.
\$4.95 Pk.

QUICK-N-EASY SHORTWAVE

New book includes everything you need to know to have fun with shortwave radio! Great book for beginners and also experienced listeners!
ORDER TODAY! \$9.95

FB Enterprises
15800 NW 31st Ct. Dept G
Vancouver, WA 98685-1619
(206) 573-0910 Phone/FAX
Dealer Inquiries Welcome

CATALOG \$2 REFUNDED WITH PURCHASE
CARD ORDERS ADD 50¢ SHIPPING
BOOK ORDERS ADD \$3.00 SHIPPING

CIRCLE 33 ON READER SERVICE CARD

QSO Tutor[®]

Study Aid for the Amateur Radio Exams

New - No-Code Tech. Package!!

Mac[®]
IBM

Consider the rest, then buy the best!

Compare the features - No other theory tutor contains the entire question pool, explanations, graphics, progress analysis and automatic concentrated study where you need it.

"Great Programs - I passed the advanced and extra licenses both in one morning! After 12 years as a general. The sample test portion really got me going! See you in the pileups!" **WB8YJF**

"As far as I am concerned, there is nothing like the QSO Tutor program. I have tried another and believe me, there is no comparison." **KA3ZBE**

"The most advanced program I've tried... Graphics are extraordinary... This program should be your first consideration." **Gordon West - Worldradio**

"Do I recommend the QSO Tutor? Heavily, yes! It really motivated me and it's a great way to test my progress. The learning is a natural by-product of the fun I am having." **Jim Ball - 73 Magazine Review**

Also Available:

QSO Controller[®]

The ultimate companion for controlling late model Kenwood rigs.

- Full mouse driven graphical user interface.
- Controls all functions of TS-950, 940, 850, 811, 711, 450, 440 and 140.
- Includes integrated logging, custom scanning, extended memories with annotation, real time S & multi-meters on screen, GMT, in/out-of band conditions by license class, and much more.
- Available for Macintoshes and IBM compatible (EGA or VGA only)
- Call or write for details **\$99.95**

\$29.95 per class for Novice thru Extra and Comm. Radar
PA residents add 6%. Price includes shipping.

\$39.95 per class for No-Code Tech; (Novice and Tech programs) and Commercial Radiotelephone

QSO Software
208 Partridge Way
Kennett Square, PA 19348
215-347-2109 (Voice or FAX)

Specialist in Software for the Micro by WB3B

CIRCLE 145 ON READER SERVICE CARD

Mobile CW Operation

Ham radio's oldest mode keeps rolling.

by Steve Katz WB2WIK/M6

Wait a minute, what's that again? Who would want to operate mobile CW?

I do, for one, and I'm finding a growing number of mobile CW enthusiasts on the HF bands who must agree with me that it's great fun and more productive than mobile phone (SSB) operating. CW is our oldest mode of amateur radio communications, and enjoys an 80-plus-year history of hundreds of thousands of operators and many millions of successful contacts made. Yes, it's old-fashioned, but CW is hard to beat for making contacts with minimal equipment and antennas. Because of its narrow bandwidth and smallest-possible consumed spectrum, CW is an efficient mode of communications. The "newer" digital modes, like RTTY, AMTOR and packet are a bit faster and more automated, but all require specialized equipment that cannot always be managed for field, portable or mobile operations.

Mobile operations, besides being fun and a great way to pass the time while stuck in traffic, lends itself beautifully to CW work. How does one drive a vehicle and send CW at the same time? Easily! How do you drive and talk into a microphone at the same time? It's almost the same thing, and while most

mobile phone operators have had at least one experience where the mike cord got entangled in the steering wheel or knocked over a cup of coffee sitting on the dashboard, a properly laid-out mobile CW station will never encounter these difficulties! How does one concentrate on driving and copy CW at the same time? Easily! Of course, you must copy "in your head," and not be reliant on pencil and paper, lest your mobile CW operations become deadly hazardous.

Based on my several years' experience in operating mobile CW, I have developed a few ground rules by which newcomers to the art must reasonably try to abide:

1. It helps to be a good CW operator to start with. Sloppy sending or poor copying ability will make mobile CW work nearly impossible. Practice at home for as long as it takes to become proficient in CW work, and wait until you start receiving unsolicited compliments on your "fist" before attempting mobile CW work.

2. It helps to have small, uncomplicated equipment. While a new TS-450S might make a good mobile rig, it has too many knobs and buttons, which might be a distraction. I'd stick with simple, inexpensive, sol-

id-state (and no-tune) rigs. My latest acquisition for mobile CW work is the new MFJ model MFJ-9020, a 20 meter (only) CW (only) transceiver which occupies less space than the average 2 meter FM rig, weighs almost nothing, mounts anywhere, and has a list price of only \$179 (I got mine for \$169, brand-new). See Photo A. This little rig works incredibly well and has only four front-panel controls, one of which is the ON/OFF switch! Who needs S-meters, output level meters, dual VFO's, memories and so forth while they're driving 60 mph on the freeway? Surely not I.

3. Permanently mount your keyer paddle in the most convenient and comfortable place possible. I have mine, an MFJ 442B-X (electronic keyer and Bencher paddle in one small box), attached to my center console between the two front seats of my car, between the gearshift handle and the parking brake handle—a nearly perfect spot, at a reasonable height to make sending very comfortable. See Photo B. Route all wires and cables so they're not in the way at all, and are preferably hidden from view altogether. (I have mine "tucked away" under various parts of the console cover materials.)



Photo A. The little MFJ QRP-CW rig will mount just about anywhere, and is so light that a plastic dash will hold it just fine. I used an old bracket from a Radio Shack CB rig (or something), modified slightly for the MFJ rig.



Photo B. The MFJ/Bencher keyer/paddle combination works well and is mounted with Velcro™ to the center console between the front seats of my car. Convenient, handy, unobtrusive and just the right height for easy keying while mobile!

FEEDBACK

In our continuing effort to present the best in amateur radio features and columns, we recognize the need to go directly to the source—you, the reader. Articles and columns are assigned feedback numbers, which appear on each article/column and are also listed here. These numbers correspond to those on the feedback card opposite this page. On the card, please check the box which honestly represents your opinion of each article or column.

Do we really read the feedback cards? You bet! The results are tabulated each month, and the editors take a good, hard look at what you do and don't like. To show our appreciation, we draw one feedback card each month and award the lucky winner a free one-year subscription (or extension) to 73.

To save on postage, why not fill out the Product Report card and the Feedback card and put them in an envelope? Toss in a damning or praising letter to the editor while you're at it. You can also enter your QSL in our QSL of the Month contest. All for the low, low price of 29 cents!

- 1 Never Say Die
- 2 Letters
- 3 QRX
- 4 Type "N" RF Connectors
- 5 Mobile CW Operation
- 6 Review:AEA Hamlink Model HL-60
- 7 Review:Hewlett Packard HP 34401A
- 8 Tilt-Over/Swivel Antenna Mount
- 9 Expanded Range Direct-Reading Inductance Meter
- 10 Deluxe Function Generator
- 11 Universal Speech Processor
- 12 Stacking UHF Antennas
- 13 Nine to 10
- 14 Packet & Computers
- 15 Carr's Corner
- 16 Hamsats
- 17 RTTY Loop
- 18 Homing In
- 19 Hams with Class
- 20 QRP
- 21 ATV
- 22 Above and Beyond
- 23 Ask Kaboom
- 24 Ham Help
- 25 73 International
- 26 Special Events
- 27 Dealer Directory
- 28 Barter 'n' Buy
- 29 New Products
- 30 Random Output
- 31 Propagation

VOX CONTROLLER

Repeater / Remote Base / Cross Band Repeater

No internal connections required to your radios

BC-1 for 1 receiver and 1 transmitter..... \$34.95
the BC-1 requires only your microphone connector

BC-2 for 2 receivers and 2 transmitters..... \$64.95
*Provides control for 2 separate repeaters, linked repeaters
repeater/remote base or 2 transceivers in crossband repeat*

BC-2E expander board for the BC-2.....\$69.95
adds DTMF rmt control, CWID and Phone Patch

BTD-8 DTMF decoder w/8 latched outs.....\$49.95
*Momentary outputs for Star, Pound and Zero
Separate output for LITZ (long tone zero)*

Products have over and reversed voltage protection

Cable set for BC-2 - 2 radios and power \$19.95

Cables also work as radio to TNC cable for packet
*Download latest information, bulletins and new product
announcements 24 hours a day from DataBase of
Tennessee BBS 901-749-5256 or 901-749-5224*

Box Products, Inc.

P.O. Box 57 - Lexington, TN 38351

Products and Services for Communication and Control

orders Info and Tech support
800-854-2426 901-968-5416

CIRCLE 137 ON READER SERVICE CARD

Low-Angle Radiation and a Gigahertz of Coverage on VHF/UHF!

The FLYTECRAFT™ Model CFN



- The Model CFN is the ultimate compact, rugged antenna for 50 to 1.3 Ghz use. (Transmit from 144 to 1.3 Ghz)
- Average SWR - 1.5 across transmit range.
- Amateur radio licensees operate all bands - 2M, 220, 450, 900, and 1.2 Ghz
- Novices! Ideal for operation in 220 or 1.2 Ghz band for which you have privileges.
- Low vertical angle radiation
- Large capture area
- Unity gain
- Use indoors or out - CFN is lightweight, but tough - withstands hurricane-force winds.
- Instant assembly - ideal for permanent, portable, or Field Day!
- Attractive, strong design. Unique, futuristic appearance. 23.25" high.



Built with pride & sold worldwide ~ FLYTECRAFT™ USA


FLYTECRAFT™ Model CFN ~ \$69.95

Send Check or \$ Order to: FLYTECRAFT™ P.O. Box 3141
Simi Valley CA 93093 ~ Add \$5.50 s/h continental U.S.

VISA/MC PHONE ORDERS Satisfaction Guar.
800-456-1273 M-F 9A-5P (PT) 805-583-8173

CIRCLE 251 ON READER SERVICE CARD

UAI-10 AND UAI-20 UNIVERSAL REPEATER/LINK AUDIO INTERFACE



Detailed application manual
Low power operation, 19ma @ 12v
CTCSS decoder on the UAI-20 only
Assembled, tested, one year warranty
Link monitor-mix/monitor mute control
Adjustable repeater/link/DTMF audio outputs
Selectable DTMF mute on repeater and link audio
Repeater, link, auxiliary and control audio inputs

UAI-10 UAI-20
\$44.00 \$89.00

CREATIVE CONTROL PRODUCTS

3185 Bunting Avenue
Grand Junction, CO 81504
(303) 434-9405



CIRCLE 146 ON READER SERVICE CARD

Courteous Service • Discount Prices • Fast Shipping

ALL ELECTRONICS

P.O. Box 567 • Van Nuys, CA 91408

REDUCED PRICE!


4 (USED) AA

RECHARGEABLE BATTERIES

Battery pack with 4 AA
nickel-cad batteries in series
to make a 4.8 volt pack.

Batteries have soldertabs and
can be separated and reconfigured.

CAT# NCB-41AAU SPECIAL! \$2.00 per pack



12 Vdc LATCHING RELAY

Midtex # 327-21B200

12 Vdc, 400 ohm d ual coil latching relay.
DPDT, 2 amp contacts. Fits 16 pin DIP
socket. 0.8" X 0.4" X 0.33". UL listed.

CAT# LRLY-125 \$2.00 each



VIDEO/RF MODULATOR

Originally made for use with
the Commodore computer,
these good quality
video modulators
were probably
designed for 9 Vdc



use, but they operate
well on 6-12 Vdc. They accept color video and audio,
and a selector switch is provided for output to channel 2
or 3. Easy to hook-up. Requires a 6-12 Vdc power sup-
ply or wall transformer and a connector to interface with
your audio/video source. RCA jack output. Hook-up in-
structions included. 3" X 1.47" X 0.75".

CAT# AVMOD-3 \$5.00 each

SOLID STATE DIP RELAY

International Rectifier # DP61K "Chipswitch"

SPST normally open solid
state relay in DIP configuration.
AC Load: 300 ma., 20-280 Vac
DC Input (turn on): 5 to 25 ma.



The DC input can be any voltage as long as the current
is maintained between 5 and 25ma. Use a dropping re-
sistor to do this. LARGE QUANTITIES AVAILABLE.

CAT# SSRLY-03 \$1.50 each • 25 for \$31.25

DC-DC CONVERTER

Satellite Technology
Services, Inc. # AV 011

Input:
13.75 Vdc to 27.5 Vdc

Output:
13.75 Vdc @ 1.3 amps

Plugs into cigar lighter
receptacle in car or airplane. Converts, filters and
regulates voltage for use with 12-14 Vdc appliances.
Fused cigar lighter plug on heavy duty 3 ft cable.
4 1/2 ft cord on output side terminates with a small DC
co-ax power plug that, in most cases, will need to be
cut-off and replaced with another type of plug. Ideal for
powering portable TVs, communications equipment etc.
CAT# AV-011 \$5.00 each

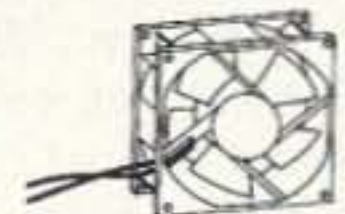


12 Vdc COOLING FAN

Elina Fan # MDA 120925LB
12 Vdc, 110 ma.

Black thermoplastic
housing and 5 blade impeller.
3.63" square X 1" thick.
14" pigtail leads.

CAT# CF-128 \$ 7.50 each



TOLL FREE ORDER LINES

1-800-826-5432

CHARGE ORDERS to Visa, MasterCard or Discover

TERMS: Minimum order \$10.00. Shipping and handling
for the 48 continental U.S.A. \$4.00 per order. All others
including AK, HI, PR or Canada must pay full shipping.
All orders delivered in CALIFORNIA must include state
sales tax (7.25%, 7.5%, 7.75%, 8.25%, 8.5%). Quantities
Limited. NO C.O.D. Prices subject to change w/out notice.

Call or Write For Our

FREE 64 Page Catalog

(Outside The U.S.A. Send \$2.00 Postage)

ALL ELECTRONICS CORP.

P.O. Box 567 • Van Nuys, CA • 91408

CIRCLE 194 ON READER SERVICE CARD

73 Amateur Radio Today • July, 1993 17

4. Use an external speaker for the receiver, preferably one that can face directly at you. I use an amplified speaker to help overcome road noise: a great deal from Radio Shack, model 21-541. This speaker, which requires a source of 12 VDC power as well as audio drive, produces 8 watts of undistorted audio, sounds great, and costs about \$25.

5. Since mobile stations must use compromise antennas due to space limitations, use the best mobile antenna you can find (whether it be purchased or home-brewed). I use a Hustler™ fold-over mast with screw-on resonator/whip assemblies, mounted on a heavy-duty "ball" (3/8"-24 thread) on the rear fender of my station wagon, with the ball height 32" above the road surface. The antenna, with the 20 meter resonator/whip installed, is 86" long and 62" of its length is completely above the roof line of the vehicle. It works so well that I often can't believe it! I've worked about 45 states and 70 countries with this system so far (in the past few months). There are many mobile HF antennas on the market, and most of them will work well if properly installed.

6. If you like DX, stick with the higher HF bands (20 through 10 meters). Conditions are better and the antennas are more efficient, and cover greater bandwidth, than ones for 30-40-80 meters. (Although 30 meters, being a digital-mode-only band with enforced power restrictions, might be kind of fun from the car—I haven't tried it yet.) Twenty meters is probably "open" more hours per day, and more days per year, than any other band, but 17 and 15 meters aren't too far behind, and 12-10 meters can be great daytime bands in the winter months. Over the last two winters (1990 and 1991), using a Radio Shack HTX-100 10 meter 25W rig and an 8' long "CB" whip (cost: \$9.95), I worked mobile CW DXCC.

7. If you *really* like DX, try a mobile power amplifier! I use a home-brewed one (shown in the photograph) which cost about \$60 to build and uses a pair of MRF247's to develop 100W output power with less than 5W drive across the HF spectrum, 3-30 MHz. This amp was a cinch to build and is essentially identical to the Communications Concepts, Inc. (Beavercreek, Ohio) model EB-63, which sells for \$89.95 in kit form, without cabinet or heat sink. My little amp sits tucked away in the corner of the trunk, just a few inches from the antenna base. (See Photo C.)

8. Answer CQs on an active band; only call CQ when the band's nearly dead. No matter what you run, your mobile signal will not compete very well with base-stations using higher power and efficient antennas. (However, I have been able to work weak DX stations right through enormous pile-ups when I've been parked at advantageous locations. Using 100W and my mobile whip, while parked on a good mountaintop with a clear horizon in all directions, has done better for me sometimes than my legal-limit station at home. Driving or parking along an




Photo C. The trunk compartment with the hatch door removed. The 12 VDC cooling fan is mounted to the hatch cover and blows directly on the mobile amp's heat sink, which is normally just a few inches below the fan when the hatch is closed. The amp can be seen to the right.

ocean beach isn't bad, either.)

9. Be sure to make your own vehicle as free of ignition noise in the RF spectrum as possible. You can't control other vehicles on the road, but almost any motor vehicle can be improved in this area. Simply using resistor-type spark plugs and shielded ignition wiring, regularly replaced when worn, goes a long way towards minimizing ignition noise. My Volvo wagon, factory-equipped, happens to be a very low-noise vehicle, but many aren't.

10. Lastly, when using long or top-heavy mobile antennas (as many are) it often pays to "guy" them a bit to prevent damage from high-speed driving. My Hustler 20 meter whip would place too much strain on any conventional ball mount when traveling at high speeds (let's not discuss *how* high) if it weren't secured with a piece of string to the roof rack of my car.

So much for suggestions. How are mobile CW contacts made? No sweat! Same as home-station CW contacts. You either answer someone else's CQ, call CQ yourself, or break into a CW QSO if it sounds interesting. Your mobile rig will *have* to have some sort of break-in capability (full QSK or "semi-QSK," which is usually the same as VOX on SSB) so you only need to touch the paddle to send. After just a bit of practice you'll be having long CW rag-chews with the best of us. Operating mobile phone or CW is all the same—if you can't chew gum and walk at the same time, mobile operation on any mode is not for you. But if you've had no problem with VHF-FM mobile work, then CW HF mobile work is not any more difficult, provided you're a proficient CW operator to begin with.

Personally, I *like* CW. It's very relaxing to me, and easier to listen to for long periods than phone. Probably the great narrow-band-

width CW filters that allow only one signal to pass to the speaker have a lot to do with this. You can't use a 500 Hz filter on SSB, but on CW it's the norm. Even my little MFJ-9020 has a factory-standard narrow CW filter (with an even narrower one available as an option) which, for the most part, is narrow enough to allow receipt of just one signal at a time, even during crowded conditions. While headphones make CW operation even easier at home, I'd not recommend them for mobile work: They're illegal to use while driving in most states, and might restrict your ability to hear emergency sirens or horns honking. As with any mobile work, the task of controlling your vehicle must take priority over a QSO. Occasionally you might need to forget about your QSO and make an emergency maneuver—just do it, and forget about the QSO. Your contact will probably still be there after the emergency is over, but if not, so what? There will always be another contact.

I guess in addition to being a proficient CW operator, it pays to be a good driver! I'd not recommend mobile CW work (or maybe mobile work of any kind) for brand-new drivers who are still learning the ropes, or for nervous drivers who consider the task of keeping their car on the road an enormous job that requires 100% concentration and then some. But for those of us who drive comfortably in all kinds of conditions, and those who, like me, log 50,000 miles per year on the roads with zero accidents, mobile CW operation should be as easy as falling off a log. And speaking of logs, don't forget to keep one in your glove compartment to record all the great DX you're going to work!

Hope to hear you on the CW bands. For now, this is WB2WIK/M6 (mobile, 6th call area) QRZ DX?

by David R. Corsiglia WA6TWF

The AEA HamLink

Model HL-60

Advanced Electronic Applications
 P.O. Box C2160
 2006-196th St. SW
 Lynnwood WA 98036
 Telephone for brochures: (800) 432-8873
 Price Class: \$269

Does your radio miss you when you're not home?

Did you work late and miss your sched, again? Did you miss that rare DX contact that waited for you to get to work before transmitting? Do you want to let your friends try out your rig without the hassle of throwing a party? Well, now there's a solution for these problems and more: HamLink—the interface between your telephone and ham radio. It allows remote operation of your HF, VHF, or UHF transceiver. Any time you're near a Touch-Tone phone you can control your radio almost as if you were home.

The TWF Super System, a 15-repeater (440 and 1.2) membership group, recently installed a HamLink. We are certainly enjoying giving it a workout!

Our members were already comfortable with the idea, because they regularly use our three remote base repeaters by operating HF radios remotely using the DTMF tones on their 440 transceivers. But now, with HamLink installed, they're able to work HF even from work or from friends' and relatives' homes. For the first time, remote CW! With a speaker phone, it's easy to share the fun.

Club members and elmers can make HF stations available to other hams this way. We found the unit's voice announcement of frequency and mode worked great for sight-impaired members.

The HamLink can be interfaced with receivers and transceivers which are computer controllable (although no computer is required). The interface cable between HamLink and the radio is specific to the radio's manufacturer and can either be purchased or home-brewed from the wiring diagrams and parts lists in the manual. We installed our unit on a Kenwood TS-940S.

Installation was simple and the instructions were clear and easy to follow. The four cables that make up the interface are for the computer port and external speaker (all compatible radios) and the jacks for the CW key and microphone (transceivers only). The other connections are for power (either AC or 12 VDC) and, after initialization, the telephone line. Initialization consists of introducing your radio to HamLink, entering the security code, and setting the telephone answer mode.

The telephone can be answered after a spe-



Photo A. The AEA HamLink Model HL-60.

cific number of rings or, if HamLink shares the phone line with an answering machine or fax, it can be set to answer immediately after a hang-up and call-back. The telephone answer mode can be changed remotely as well.

We can call HamLink with any Touch-Tone phone. After entering the security code, there we are—listening to the band according to the frequency and mode we were last on. We can easily change to whatever frequency our radio is capable of receiving.

This means that, depending on the radio, you could listen to any frequency: the AM broadcast band, WWV, shortwave broadcast band, 2 meter FM, 20 meter upper sideband, etc. The radio can be tuned to a specific frequency or pulsed up or down in 10 Hz, 100 Hz, 1 kHz, or 5 kHz increments. With a little practice you will easily be able to tune in all the modes, including sideband signals.

When you have tuned in a station and you are ready to transmit, depress the "*" Touch-Tone button; from then on you will be transmitting. When you are done transmitting, depress the "*" button again to put the radio back into receive.

You may also select either of the two VFOs or the radio's memory mode. Then you can select different memories or scan the memories. You can request the frequency the radio is on at any time and the interface will reply with a "human voice" telling you the exact information. You may also inquire about the mode, such as USB, LSB, AM, narrow FM, wide FM, CW, and RTTY, (although HamLink is not recommended

for RTTY use.)

You can even send CW through the HamLink via a Touch-Tone button on your phone. You may not achieve great speed, but it might just be good enough to grab that rare country that you have been seeking that only comes around while you are at work.

The AEA HamLink is very small (8" x 5" x 2") and only weighs three pounds. The unit is not polarity sensitive, so if you accidentally hook the power up incorrectly you will not smell smoke! The unit draws only 200 mA. So, with a 12 volt DC powered transceiver, it could be used for emergency communication in an earthquake or flood.

You can also plug a cordless phone base into the RJ11 jack inside HamLink, then just carry your cordless handset around your home to operate your transceiver.

A sightless and otherwise handicapped operator may find it especially advantageous to use a cordless phone as a control unit.

Hardware Requirements

In some cases you may need an additional computer interface board. These accessories can be ordered from the manufacturer. As of this date, the following radios and computer interfaces will work with the ARE-60:

- All ICOMs that have a CI-V computer port.
- The ICOM 751A has a CI-IV port and requires a UX-14 adapter to convert it to the required CI-V buss.
- Yaesu FT-890, FT-990, FT-1000, FT-747GX, and FT-757GX2. The Yaesus do not require an

WE SHIP WORLDWIDE

Barry Electronics Corp.

WORLD WIDE AMATEUR RADIO SINCE 1950

Your one source for all Radio Equipment!



Wherever I go, I take my radio.
Specialist in **RADIOS**;
Business marine aviation,
ham radios and scanners.

KENWOOD



ANTENNAS

A-S, AES, Cushcraft, Hy-Gain,
Hustler, KLM, METZ, Urban,
MODUBLOX, TONNA, Butternut,
Multi-Band

TS450S/AT, R-5000, TS-850S, TM 241/A/
441A, TR-751A, Kenwood Service Repair,
TS140S, TS690S, RZ-1, TS-790A, TS950SD,
TH-78A, TH28/48A, TM-941A, TM-741A,
TM-732A, TM-641A

MARINE RADIOS

ICOM M7, M11, M56, M700TY, M800
AVIATION PORTABLE ICOM A-21
MOTOROLA MARINE KING KX 99

KITTY SAYS: WE ARE NOW OPEN 7 DAYS A WEEK.
Saturday 10-5pm/Sunday 11-2pm
Monday-Friday 9 to 6:00 PM
Come to Barry's for the best buys in town



CONTACT US FOR THE LATEST IN
BUSINESS AND HAM RADIOS,
SHORTWAVE RECEIVERS &
SCANNERS. MOTOROLA,
YAESU, ICOM, KENWOOD,
MAXON, SONY, ETC.

YAESU

FT-767GX, FT-890, FT-747GX, FT-990,
FRG-8800, FT-736R, FT-1000D, FT-415/815, FT-530,
FT-5200, FT-2400, FT-470, FT-411E

YAESU ICOM

FT-23R/26/76 IC2/3/4SAT
FT411E-811-911 IC02AT/2SRA
FTH-2008/7008 IC2/4GAT/24AT
IC-A21/U16

Landmobile HT's
ICOM: U16, H16, V100, U400
MAXON, MOTOROLA,
YAESU: FTH 2008/7008
UNIDEN, REGENCY, KING,
MARINE ICOM: M7, M56, M700
AVIATION ICOM: A21 A200 H.T., TAD

SCANNERS:
AOR,
1000,
3000,
900,
ICOM,
Bearcat.



IC-W2A



IC-H16/U16



MOTOROLA RADIOS
COMMERCIAL RADIOS



TH-78A



FT-530

Budwig ANT. Products
FLUKE 77, 83, 85, 87 Multimeters

Linear Amplifier:
Ameritron, Icom, Kenwood, Yaesu

Satellite telephone in
suitcase for worldwide
use, also for use in car
and wireless telephone
(for export). Motorola
cellular phone stocked.



MOTOROLA

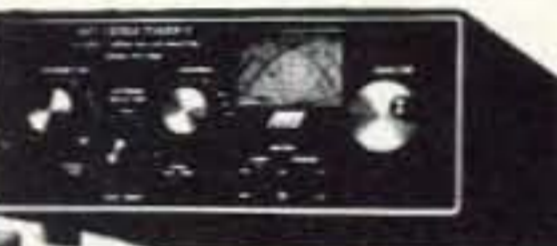


Computer Interfaces
Stocked: MFJ-1270B,
MFJ-1274, MFJ-1224, AEA
PK-88, MFJ-1278T, PK-232 MBX
W/FAX, DRSI PRODUCTS
DSP 2232

Antenna Tuners:
Ameritron, Nye,
Kenwood, MFJ,
AEA, etc.

**COMMERCIAL
& HAM
REPEATERS
STOCKED.
WRITE FOR
QUOTES**

Kantronics
KAM, KPC II,
KPC IV, Data Engine,
DVR 2.2, KPC-3



MFJ-989C
8L8H, AT300, etc.

Covercraft/Coaxseal Stocked

**SHORTWAVE RECEIVERS
STOCKED**

**Radios for Business,
Gov't, 2-way, etc.
Stocked & Serviced,
Call for Great Prices!**

Panasonic

Shortwave Radios/Marine

Wide selection of SW & Amateur
Publications

Telephone scramblers
for cellular and regular
phones. \$299.00 each

**CAR Stereo with
Shortwave**
Phillips DC-777 @ \$499.95
in stock

ANTENNAS:
AEA, AlphaDelta,
ANLI, Antenna
Specialist, Barker &
Williamson,
Comet, Cushcraft,
Diamond, GAP,
Hy-Gain, Hustler,
Larsen, Etc.



(144, 220, 440
MHz), IsoLoop.

EIMAC
3-500Z
572B, 6JS6C
12BY7A &
6146B

BIRD
Wattmeters &
Elements
In Stock

**BIRD Wattmeters &
Elements In Stock**



Not available for export.

**MOTOROLA AUTHORIZED DEALER
KACHINA COMMUNICATIONS DEALER**

AUTHORIZED DEALER SONY

Shortwave Radios Stocked
DIGITAL FREQUENCY COUNTERS

OPTOELECTRONICS model 1300 H/A, 0-1300MHz
2300, 2210 H, 0-2200 MHz, 2600H, UTC-3000, 2810

Long-range Wireless
Telephone for export in stock

**BENCHER PADDLES
BALUNS, LOW PASS FILTERS
IN STOCK**

**MIRAGE AMPLIFIERS
ASTRON POWER SUPPLIES
Belden Wire & Cable, Int'l Wire
OPTO KEYERS STOCKED**

**AMPLIFIERS
STOCKED:
RF Concepts
Mirage
TE Systems**

COMET ANTENNAS
STOCKED

**HEIL
EQUIPMENT
IN STOCK**

STANDARD.



JRC Short-wave radios
JST135, NRD-535D

Hy-Gain Towers
will be shipped
direct to you
FREE of
shipping cost.

**Ameritron Amplifiers
AMERITRON**

MAIL ALL ORDERS TO: BARRY ELECTRONICS CORP., 512 BROADWAY, NEW YORK CITY, NY 10012 (FOUR BLOCKS NORTH OF CANAL ST., BETWEEN SPRING AND BROOME ST.)

**New York City's LARGEST STOCKING HAM DEALER
COMPLETE REPAIR LAB ON PREMISES**

"Aqui Se Habla Espanol"

BARRY INTERNATIONAL

FAX 212-925-7001 Phone 212-925-7000

Monday-Friday 9 A.M to 6:00 P.M.
Saturday 10-5pm /Sunday 11-2pm

IRT/LEX-"Spring St. Station". Subways: BMT-
"Prince St. Station". IND-"F" Train-Bwy Station"

Bus: Broadway #6 to Spring St. Path-9th St./6th Ave.
Station.

**COMMERCIAL RADIOS
STOCKED:** ICOM, Motoro-
la, MAXON, Standard,
Yaesu. We serve munici-
palities, businesses, Civil
Defense, etc. Portables,
mobiles, bases, re-
peaters...

**ALL
SALES
FINAL**

Technical help offered upon purchase

FAX: 212-925-7001

We stock: AEA, Alinco, Ameco, Ameritron, Antenna Specialist, ARRL,
Astatic, Astron, B&K, Belden, Bencher, Bird, Butternut, CES, Cushcraft,
Daiwa, Elmac, Henry, Heil, Hustler, Hy-Gain, Icom, KLM, Kantronics,
Kenwood, Larsen, Maxon, MFJ, Mirage, Motorola, Nye, Palomar, RF
Products, Shure, Standard, TUBES, Uniden, Yaesu, Vibroflex, Duplexers,
Repeaters, Scanners, Radio Publications

WE NOW STOCK COMMERCIAL COMMUNICATIONS SYSTEMS

HAM DEALER INQUIRES INVITED PHONE IN YOUR ORDER & BE REIMBURSED

COMMERCIAL RADIOS stocked & serviced on premises.

**Amateur Radio Courses Given On Our Premises, Call
Export Orders Shipped Immediately.**

additional computer interface.

•Any Kenwood radio with an active computer port will work, but some radios need interfaces: The Kenwood TS-440 and R-5000 require an IC-10; the TS-711 and TS-811 require an IF-10A; the TS-940S requires an IF-10B; the TS-140 and TS-680 require an IF-10C; the TS-690, TS-450, TS-850 and TS-950 don't require an interface; the TS-50 requires an IF-10D.

Please note: More radios are being added to this list.

These computer interface boards are usually installed inside the radio. Not all dealers have the boards in stock so it is a good idea to get them on order at the same time that you order HamLink.

One of the best things about the ARE-60 is the ease of installation and setup. It took exactly 17 minutes from the time I opened the box to my first on-the-air contact.

I highly recommend that you order the optional cable kit for the radio you are going to use. It's inexpensive and very well-made. You merely plug in the cables from HamLink to the radio and from a Touch-Tone telephone to a RJ-11 connector inside HamLink.

You program HamLink with any standard Touch-Tone phone, inputting the type of radio you are using, as described in the very-well-thought-out operating manual. Then unplug the phone and connect a phone line to the RJ-11 phone jack on the rear of HamLink. You're ready to start having fun. That's all there is to it!

Our club gave HamLink a thorough workout. We set up a unit at our Orange County Super Station, where we have a full-size three-element 80 meter beam, six-element KLM tribander and a full-size 40 meter beam. To test for RFI we used an Alpha 87A running the legal limit. At a special club meeting we gave out copies of instructions for HamLink, along with the security code and phone number. For the next couple of weeks there were many phone

calls by members trying out the system and making contacts. The Touch-Tone codes are very straight-forward and there was very little problem in getting the members of the club up to speed.

They were able to use some of HamLink's auxiliary functions to switch antennas when needed. They found absolutely no RFI and everyone commented on the superb audio on both receive and transmit. In fact, the stations that were contacted via HamLink most of the time had no idea that we were operating remote via telephone.

All comments from members who tried HamLink were positive and most of them wanted to install a full-time dedicated station using it.

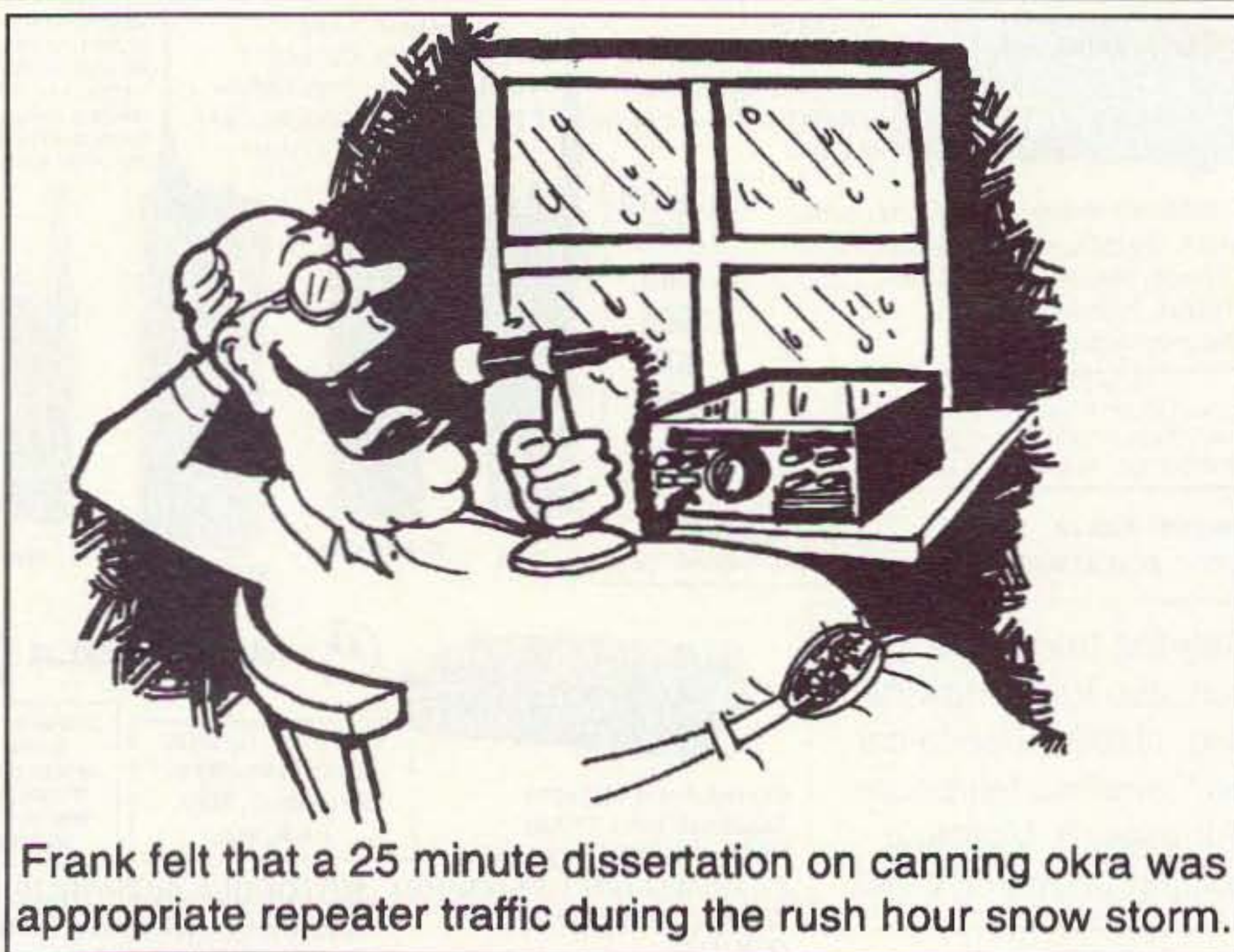
One of the neat things about HamLink is that you can listen to any frequency that the

transceiver is capable of. Many of the club members are also shortwave listeners and particularly liked tuning in a shortwave broadcast station, then using the 5KHZ step feature to step their way up and down through the shortwave broadcast band.

The only negative thing I could find with HamLink is that if you are not careful you could accidentally transmit out-of-band. You have to check the frequency announcement often as you are tuning around to make sure that you did not hit an out-of-band frequency by mistake.

HamLink does everything as advertised, and at \$269 it's a great bargain.

Contact David R. Corsiglia at 858 Lenz Drive, Anaheim CA 92805; telephone: (704) 535-5528; Fax: (714) 520-9087.



Frank felt that a 25 minute dissertation on canning okra was appropriate repeater traffic during the rush hour snow storm.

X-BAND TRANSMITTER
 Miniature (2¼ x 3¾ x 1") GaAs microstrip transmitter provides 10 dBm centered at 10.525 GHz. Integrated microstrip patch antenna eliminates the need for an external antenna. Advanced matching techniques secured good temperature stability with low frequency pulling. Great for long-range testing of radar detectors, calibration of radar receiving equipment, and point-to-point communication links.

Complete Assembled System \$39.00
 Parts & Instruction Kit \$29.00
 Plus \$2.00 Shipping and Handling

INNOTEK Inc.
 P.O. Box 80096, Fort Wayne, IN 46898
 (219) 489-1711

Visa • MasterCard • Check • Money Order • COD
Money-Back Guarantee

CIRCLE 283 ON READER SERVICE CARD

Factory Authorized Dealer & Service For
**KENWOOD
 YAESU
 ICOM**

Call Us For
Great Prices & Great Service

TOLL FREE ORDER LINE 1-800-344-3144
 Continental U.S. & Texas

KCOMM, INC. SAN ANTONIO TEXAS
THE HAM CENTER
 SALES AMATEUR RADIO SERVICE

5730 Mobud San Antonio, TX 78238 (512) 680-6110
 FAX (512) 647-8007

Most Revolutionary High-Frequency Amateur Radio Antennas in 20 years!
 The FLYTECRAFT™ SFX Line of Monoband Vertical HF Antennas

• 5 unique models for 40, 30, 20, 15, 10 meters. Each only 9 ft. tall (10 meter is slightly shorter.) • Precision internal wound helix gives full-size, incredible performance - world-wide DX or domestic. • Praise from everywhere: ENGLAND - "Your vertical sounds great!" CZECH - "I can't believe your antenna is only 3 meters high!" • Instant set-up and tear down, or leave up permanently - unobtrusive; ideal for antenna-restricted areas. Separates down to 4 ft. • Antennas boast low angle radiation. • Easiest-To-Use antenna made! Uses 2 shortened radials with RADIALCOILS™ - stretch them out or coil them up. (10M uses 3.)

Pat. Pend.

SUMMER SALE

Built with pride & sold worldwide ~ FLYTECRAFT™ USA
 40 thru 15 meters ~ \$69.96 ea. 10 meters ~ \$59.95 ea.
 Add \$6.50 s/h, contin. U.S. 10% Discount on 2 or more.

Satisfaction Guaranteed
VISA/MC PHONE ORDERS
800-456-1273
 M-F 9A-5P (PT) 805-583-8173

Send Check/\$ Order to:
FLYTECRAFT™
 P.O. Box 3141
 Simi Valley
 CA 93093

CIRCLE 118 ON READER SERVICE CARD

ASTRON POWER SUPPLIES

• HEAVY DUTY • HIGH QUALITY • RUGGED • RELIABLE •



MODEL VS-50M

SPECIAL FEATURES

- SOLID STATE ELECTRONICALLY REGULATED
- FOLD-BACK CURRENT LIMITING Protects Power Supply from excessive current & continuous shorted output
- CROWBAR OVER VOLTAGE PROTECTION on all Models except RS-3A, RS-4A, RS-5A, RS-4L, RS-5L
- MAINTAIN REGULATION & LOW RIPPLE at low line input Voltage
- HEAVY DUTY HEAT SINK • CHASSIS MOUNT FUSE
- THREE CONDUCTOR POWER CORD except for RS-3A
- ONE YEAR WARRANTY • MADE IN U.S.A.

PERFORMANCE SPECIFICATIONS

- INPUT VOLTAGE: 105-125 VAC
- OUTPUT VOLTAGE: 13.8 VDC ± 0.05 volts (Internally Adjustable: 11-15 VDC)
- RIPPLE Less than 5mv peak to peak (full load & low line)
- All units available in 220 VAC input voltage (except for SL-11A)

SL SERIES




MODEL	Colors		Continuous Duty (Amps)	ICS* (Amps)	Size (IN) H x W x D	Shipping Wt. (lbs.)
	Gray	Black				
SL-11A	•	•	7	11	2 3/4 x 7 1/8 x 9 3/4	11

RS-L SERIES



MODEL	Continuous Duty (Amps)	ICS* (Amps)	Size (IN) H x W x D	Shipping Wt. (lbs.)
RS-4L	3	4	3 1/2 x 6 1/8 x 7 1/4	6
RS-5L	4	5	3 1/2 x 6 1/8 x 7 1/4	7



RM SERIES MODEL RM-35M

MODEL	Continuous Duty (Amps)	ICS* (Amps)	Size (IN) H x W x D	Shipping Wt. (lbs.)
RM-12A	9	12	5 1/4 x 19 x 8 1/4	16
RM-35A	25	35	5 1/4 x 19 x 12 1/2	38
RM-50A	37	50	5 1/4 x 19 x 12 1/2	50
RM-60A	50	55	7 x 19 x 12 1/2	60
RM-12M	9	12	5 1/4 x 19 x 8 1/4	16
RM-35M	25	35	5 1/4 x 19 x 12 1/2	38
RM-50M	37	50	5 1/4 x 19 x 12 1/2	50
RM-60M	50	55	7 x 19 x 12 1/2	60

RS-A SERIES



MODEL RS-7A

MODEL	Colors		Continuous Duty (Amps)	ICS* (Amps)	Size (IN) H x W x D	Shipping Wt. (lbs.)
	Gray	Black				
RS-3A	•	•	2.5	3	3 x 4 3/4 x 5 3/4	4
RS-4A	•	•	3	4	3 3/4 x 6 1/2 x 9	5
RS-5A	•	•	4	5	3 1/2 x 6 1/8 x 7 1/4	7
RS-7A	•	•	5	7	3 3/4 x 6 1/2 x 9	9
RS-7B	•	•	5	7	4 x 7 1/2 x 10 3/4	10
RS-10A	•	•	7.5	10	4 x 7 1/2 x 10 3/4	11
RS-12A	•	•	9	12	4 1/2 x 8 x 9	13
RS-12B	•	•	9	12	4 x 7 1/2 x 10 3/4	13
RS-20A	•	•	16	20	5 x 9 x 10 1/2	18
RS-35A	•	•	25	35	5 x 11 x 11	27
RS-50A	•	•	37	50	6 x 13 3/4 x 11	46


RS-M SERIES



MODEL RS-35M

MODEL	Continuous Duty (Amps)	ICS* (Amps)	Size (IN) H x W x D	Shipping Wt. (lbs.)
RS-12M	9	12	4 1/2 x 8 x 9	13
RS-20M	16	20	5 x 9 x 10 1/2	18
RS-35M	25	35	5 x 11 x 11	27
RS-50M	37	50	6 x 13 3/4 x 11	46

VS-M AND VRM-M SERIES



MODEL VS-35M

MODEL	Continuous Duty (Amps)			ICS* (Amps) @13.8V	Size (IN) H x W x D	Shipping Wt. (lbs.)
	@13.8VDC	@10VDC	@5VDC			
VS-12M	9	5	2	12	4 1/2 x 8 x 9	13
VS-20M	16	9	4	20	5 x 9 x 10 1/2	20
VS-35M	25	15	7	35	5 x 11 x 11	29
VS-50M	37	22	10	50	6 x 13 3/4 x 11	46
VRM-35M	25	15	7	35	5 1/4 x 19 x 12 1/2	38
VRM-50M	37	22	10	50	5 1/4 x 19 x 12 1/2	50

RS-S SERIES



MODEL RS-12S

MODEL	Colors		Continuous Duty (Amps)	ICS* Amps	Size (IN) H x W x D	Shipping Wt. (lbs.)
	Gray	Black				
RS-7S	•	•	5	7	4 x 7 1/2 x 10 3/4	10
RS-10S	•	•	7.5	10	4 x 7 1/2 x 10 3/4	12
RS-12S	•	•	9	12	4 1/2 x 8 x 9	13
RS-20S	•	•	16	20	5 x 9 x 10 1/2	18

73 Review

by Michael Bryce WB8VGE

The Hewlett Packard HP 34401A Digital Multimeter

Hewlett Packard Direct
Instrument Sales
5301 Stevens Creek Blvd.
Building 51LSC
Santa Clara CA 95052
Telephone: 1-800-452-4844
Price Class: \$995

Add a top quality test instrument to your workbench.

I know several hams who will spend thousands of dollars on the newest rig this year but who don't own a useful digital multimeter. I don't have money to drop on new gear, but I do require a digital multimeter I can count on. I spend much more time at the workbench than at the operating table.

After going through a pile of off-brand digital multimeters, I decided that I needed something better than what the local Radio Shack carried. So, last year at the Dayton Hamvention, I started to look for a new bench-style digital multimeter.

My wife and I happened to stop in front of the Hewlett Packard booth. I took a quick look, told my wife that "HP" means "high price," and started walking away. Then an HP salesperson walked up to us and started talking.

What he showed me changed my mind about HP. The HP 34401A is a 6-1/2 digit, high performance digital multimeter in a bench-top style case. The HP 34401A does so many things that calling it a mere digital multimeter doesn't do it justice.

Features Abound

The HP 34401A has a highly visible vacuum-fluorescent display. It also has built-in math operations such as Min-Max, Null Value, High Limit, Low Limit, dB REL, etc., as well as continuity and diode test functions. The "hold" feature lets you make hands-free readings. How about an auto trigger set to take a specific reading at a certain time interval? The HP 34401A will even tell you how many times it's been calibrated!

You can set the resolution from 4-1/2 to 6-1/2 digits. You can turn off the autorange feature and use manual control. Two- or four-wire resistance checks make reading low resistance values easy. You can measure frequency up to to 300 kHz as well.

Other features of the HP 34401A include an HP-IP (IEEE-488) interface and an RS-232 interface, both standard. You can program the HP 34401A with standard programming languages such as SCPI, HP 3478A and Fluke 8840. You may also use the HP 34401A in a remote interface setup. You can even set it up as a "go/no go" tester.

A front panel switch selects either the front test probes or the rear probes (a set of test probes comes with it). There are so many features that it's hard to keep track of them all.

Putting the HP 34401A to Use

Hewlett Packard includes two manuals with the HP 34401A. One is the user's guide and the other is a service manual. The manuals are super! They're easy to read, and you can find what you're looking for without digging through layers and layers of material.

Each HP 34401A comes from the factory with its own specifications and a certificate of calibration sheet. You know the amount of error on *each* range on almost every function. The DMM goes through about 100 separate tests before passing final calibration. You can have the HP 34401A calibrated to MIL-STD-45662A specs if you desire for an extra charge. You may also send the HP 34401A back to Hewlett Packard at any time to be re-calibrated for about \$90.



Photo A. The Hewlett Packard HP 34401A digital multimeter.

RF POWER AMPLIFIERS

NEW!
400
WATTS
AVG.
(144-148 MHz)

Model Pin (W) Pout (W) Ic (A) Gain/NF (dB) (dB) (13.8 V) Type

50 MHz

0503G	1-5	10-50	6	15/0.6	LPA
0508G	1	170	28	15/0.6	Standard
0508R	1	170	28	+	Repeater
0510G	10	170	25	15/0.6	Standard
0510R	10	170	25	+	Repeater
0550G	5-10	375	60	15/0.6	HPA
0550RH	5-10	375	60	+	Repeater HPA
0552G	25-40	375	55	15/0.6	HPA
0552RH	25-40	375	55	+	Repeater HPA

144 MHz

1403G	1-5	10-50	6	15/0.6	LPA
1406G	25	100	12	15/0.6	Standard
1409G	2	150	25	15/0.6	Standard
1409R	2	150	24	+	Repeater
1410G	10	160	25	15/0.6	Standard
1410R	10	160	24	+	Repeater
1412G	25-45	160	20	15/0.6	Standard
1412R	25-45	160	19	+	Repeater
1450G	5	350	56	15/0.6	HPA
1450RH	5	350	56	+	Repeater HPA
1452G	25	350	50	15/0.6	HPA
1452RH	25	350	50	+	Repeater HPA
1454G	50-100	350	40	15/0.6	HPA
1454RH	50-100	350	40	+	Repeater HPA

220 MHz

2203G	1-5	10-40	6	14/0.7	LPA
2210G	10	130	20	14/0.7	Standard
2210R	10	130	19	+	Repeater
2212G	30	130	16	14/0.7	Standard
2212R	30	130	15	+	Repeater
2250G	5	220	40	14/0.7	HPA
2250RH	5	250	40	+	Repeater HPA
2252G	25	220	36	14/0.7	HPA
2252RH	25	250	36	+	Repeater HPA
2254G	75	220	32	14/0.7	HPA
2254RH	75	250	32	+	Repeater HPA

440 MHz

4403G	1-5	7-25	4	12/1.1	LPA
4410G	10	100	19	12/1.1	Standard
4410R	10	100	18	+	Repeater
4412G	20-30	100	19	12/1.1	Standard
4412R	20-30	100	18	+	Repeater
4448G	5	100	22	12/1.1	HPA
4448R	5	100	22	+	Repeater HPA
4450G	5-10	175	34	12/1.1	HPA
4450RE	5-10	175	34	+	Repeater HPA
4452G	25	175	29	12/1.1	HPA
4452RE	25	175	29	+	Repeater HPA
4454G	75	175	25	12/1.1	HPA
4454RE	75	175	25	+	Repeater HPA



MODEL 1410G
STANDARD



MODEL 1450G
HPA

All amplifiers (non-rptr) are linear, all-mode with fully automatic T/R switching and PTT capability. The receive preamps use GaAs FET devices rated at .5 dB NF with +18 dBm 3rd order IP. LPA, Standard and HPA amps are intermittent duty design suitable for base and mobile operation. Repeater amps are continuous duty, class C.

Amplifier capabilities: High-power, narrow or wideband; 100-200 MHz, 225-400 MHz, 1-2 GHz, Military (28V), Commercial, etc. - consult factory. A complete line of Rx preamps also available.

RX Preamplifiers

Band	Model	NF (dB)	Gain (dB)	Connector
50 MHz	0520B	.5	25	BNC
50 MHz	0520N	.5	25	N
144 MHz	1420B	.5	24	BNC
144 MHz	1420N	.5	24	N
220 MHz	2220B	.5	22	BNC
220 MHz	2220N	.5	22	N
440 MHz	4420B	.5	18	GNC
440 MHz	4420N	.5	18	N
1.2 GHz	1020B	.9	14	BNC
1.2 GHz	1020N	.9	14	N



Consult your local dealer or send directly for further product information. All Products Made in USA.

TE SYSTEMS TEL (310) 478-0591
P.O. Box 25845 FAX (310) 473-4038
Los Angeles, CA 90025

CIRCLE 232 ON READER SERVICE CARD

ALUMINUM TOWERS

- Self supporting towers up to 144 ft. at 80 mph winds
- Lasts practically forever - weather resistant
- Tapered models & telescoping "crank up"
- Fold-over kits
- Easy to assemble and install.

"Call Today for a Free Catalog!"

HEIGHTS TOWER SYSTEMS




9505 Groh Road Bdg. 70E
Grosse Ile, MI 48138

1-800-745-1780

FAX (313) 692-6727

*Pioneers in aluminum tower
manufacturing since 1959*



CIRCLE 284 ON READER SERVICE CARD

MODEL 43



Thru-line Directional Wattmeter—
*The worldwide standard in
directional wattmeters.*

- Accurate within + / - 5% of full scale reading.
- Measures forward or reflected power in coaxial transmission lines under any load condition.
- Power range from 100mW to 10kW, frequency range from 0.45 to 2300MHz.
- Utilizes Bird's "QC" quick change connectors for interchangeable field operation without recalibration.
- Built-in remote-reading capability.
- Peak reading version available.

*Call or write today for more details on the
industry Model 43 wattmeter and to receive
a complete Bird catalog.*

BIRD
Electronic Corporation

30303 Aurora Rd., Cleveland, OH 44139 U.S.A. • (216) 248-1200
TLX: 706898 Bird Elec UD • FAX: (216) 248-5426
WESTERN REGION OFFICE: Ojai, CA • (805) 646-7255

CIRCLE 176 ON READER SERVICE CARD

Each time you turn on the meter it does a quick self-test. You can do a more extensive test by holding down the "SHIFT" button when turning on the power. The HP 34401A will respond with a "PASS" on the digital readout.

Of course, the most common things we do with a digital multimeter is to measure voltage, current, and resistance. The HP 34401A excels in these areas. The HP 34401A measures voltage in the following ranges: 100mV, 1V, 10V, 100V, 1,000V (750 VAC). Maximum resolution is 10 nV on the 100 mV range. AC voltage is true RMS and AC-coupled. The HP 34401A will measure current from 10 mA to 3 amps.

Resistance ranges from 100 ohms to 100 megohms. Maximum resolution is 100 micro ohms on the 100 ohm range. The HP 34401A utilized either a two- or four-wire resistance measurement system. For normal resistance checks, the two-wire system works just like any other digital multimeter. But for low, low resistance checks, you'll get the best results with the four-wire method. By using the second set of test leads, you reduce the amount of resistance between the digital multimeter and the resistor you're trying to measure.

The HP 34401A uses a menu system to access sub-menus from the front panel. This is discussed in a very straightforward manner in the user's guide. There are plenty of diagrams to help you navigate the menus in the

user's guide. All you have to do is follow the prompts on the display to access the menu system. It's much easier to do than to explain, but the HP user's guide does an excellent job.

Operation is straightforward and very simple. Just select the function you desire and you're off and running. The autoranging is as fast as any I've seen. You don't have to wait for this meter to keep up with you.

There are several relays inside that you can hear switching on and off as the HP 34401A selects the proper range. After awhile I got used to the clicking and found that I could use the relays as an audio feedback when the meter would switch ranges. Let's say you're looking at the output of a voltage divider and it should be 7 volts. If you're busy flipping the switch on the rig you're testing, it's hard to keep an eye on the HP 34401A display. But, if you hear the HP 34401A flip a relay, you know your test point went over 10 volts. That's where the relays switch over.

I'm hell on digital multimeters. I always forget to switch from resistance before going to volts or current to frequency. The HP 34401A is very forgiving. I've only had to replace the current fuse twice and both times it's been because of operator error.

The Bottom Line

I love it! When the service manual says

the mixer should have 0.1785 volts on the emitter, the HP 34401A will let me know. No more guessing, no more wondering if the test meter is accurate, no more hassle with service personnel telling me my test meter is wrong.

I had some trouble with the local power company with low line voltage. I told the service person I had low line voltage. I was then asked how I knew the voltage was low. Was I using a department store meter? No! I'm using an HP 34401A by Hewlett Packard. Two hours later a repair truck arrived and found the problem.

Is there anything I don't like about the HP 34401A? Well, there is one little item—the marketing. Hewlett Packard says that the HP 34401A is their "low end" instrument. I don't like spending \$1,000 and then being told that I got a "low end" product. Their new "within budget, without compromise" is better.

I would have liked to have had a higher current rating: up to 10 amps instead of only 3 amps. You can add an external high current shunt for taking high current readings if you want.

Yes, it does cost a thousand dollars. But think about that for a second. Would you want to have someone fix your \$2,600 rig with a \$24 meter? This is a case where you really get what you pay for.

73

OCEAN STATE ELECTRONICS

CALL OR WRITE FOR OUR FREE
112 PAGE CATALOG 1-401-596-3080

AIRCRAFT RECEIVER KIT ...puts you in the pilots seat!!




Tune into the exciting world of aviation. Listen to airlines, big business corporate jets, hot-shot military pilots, local private pilots, control towers, approach and departure radar control and other interesting and fascinating air-band communications. You'll hear planes up to a hundred miles away as well as all local traffic. The AR-1 features smooth varactor tuning of the entire air band from 118 to 136 MHz, effective AGC, superheterodyne circuitry, squelch, convenient 9 volt operation and plenty of speaker volume. Don't forget to add our matching case and knob set for a fine looking project you'll love to show. Our detailed instruction manual makes the AR-1 an ideal introduction to two life-long fascinating hobbies at once — electronics and aviation!

AR-1 ... AIRCRAFT RADIO KIT \$24.95
C-AR ... CASE SET FOR AR-1 \$12.95

EASY-KEY CW KEYSER KIT

- WORKS GREAT ON ANY RIG
- PERFECT CW IN ONE NIGHT
- IDEAL FOR CODE PRACTICE, TOO!



Add to your CW fun with our low cost CMOS Keyer Kit. You'll send clean code that's a pleasure to copy, self completing dots and dashes with properly weighted spacing and timing are all programmed into the CW-7's design. Assembly of the keyer is fast, easy and fun, our step-by-step instructions lead you to a finished unit in only one evening. For beginners, the CW-7 makes an ideal code practice oscillator — learn the sound of perfectly formed CW right from the start and have a fine piece of ham gear, too! Built-in sidetone, adjustable pitch, front panel speed and volume controls and convenient 9 volt operation are featured. The CW-7 is the ideal companion to our QRP transmitters or any other rig you may own. Manual also includes details on constructing economical CW paddles. To give your project a finished, "store-bought", professional look, use our custom case and knob set that also matches our QRP receivers and transmitters.

CW-7 ... CMOS KEYSER KIT \$24.95
CWC ... MATCHING CASE SET \$12.95

DELUX CODE KEY



Adjustable, heavy duty brass base with ball bearing pivots. Designed for hard usage. 3/16" plated contacts.

\$11.75

CODE PRACTICE
OSCILLATOR & MONITOR
3" SPEAKER, HEADPHONE
TERMINAL, VOLUME & TONE
CONTROLS USES 1 9V BATTERY.
Kit \$19.95
Wired \$24.95



LEARN COMPUTER THEORY BY BUILDING THIS KIT DIGITAL TRAINER MODEL MM-8000

Starting from scratch you build a complete computer system. Our Micro-Master trainer teaches you to write into RAMs, ROMs and run a 8085 microprocessor. You will write the initial instructions to tell the 8085 processor to get started and store these instructions in permanent memory in a 2816 EPROM. Teaches you all about input and output ports, computer timers. Build your own keyboard and learn how to scan keyboard and display. No previous computer knowledge required. Simple easy to understand instruction teaches you to write in machine language. Upon completion of this course you will be proficient in computer technology.

- Uses the 8085 Microprocessor
- Uses the 2816 EPROM, electrically erasable programmable ROM
- Uses the 8156C, 2048 Bit static MOS RAM with I/O ports and timer
- Memory expandable option
- Built in 5V power supply
- 28 key keyboard
- Complete with lesson manual, instructions and experiments



\$119.95

REGULATED POWER SUPPLIES 13.8 VDC

Perfect for ham equipment, CB's, car stereo's and other 13.8 VDC items. LED on indicator, short circuit protection. Binding post output. 2 year warranty.



3 AMP \$29.50
4 AMP \$39.50
6 AMP \$46.50
10 AMP \$79.50
20 AMP \$119.50
30 AMP \$139.50

TO PLACE AN ORDER Call 1-800-866-6626

Ocean State Electronics
P.O. Box 1458 6 Industrial Drive
Westerly, R.I. 02891

Mail in orders please include \$4.50 shipping
ALASKA & HAWAII \$9.00
CANADA \$7.00 — OVERSEAS \$12.00
Minimum order \$10.00 (before shipping)
R. I. Residents add 7% Sales Tax Local calls 596-3080



CIRCLE 227 ON READER SERVICE CARD

New AOR Receiver

**400 Channels.
100KHz to 2036MHz**



AR3000

- Continuous coverage
- AM, FM, wide band FM, LSB, USB, CW modes.
- 4 Scan Banks, Programmable Attenuator
- Tuning increments as low as 50Hz.
- Search with lock out.
- 15 front end filters.
- RS232 port built in.
- 25 Day Satisfaction Guarantee. Full refund if not Satisfied.
- Includes AC/DC power cord. Telescope Antenna.
- Size: 3 1/7"H x 5 2/5"W x 7 7/8"D Wt. 2lb. 10oz.

Total Price, Freight Prepaid (Express Shipping Optional)

\$1095

ACE
COMMUNICATIONS

10701 E. 106th St. Indpls., IN 46256
Toll Free 800-445-7717

Visa and Mastercard (COD slightly higher)
FAX (317) 849-8794

CIRCLE 164 ON READER SERVICE CARD

ATV CONVERTERS • HF LINEAR AMPLIFIERS

DISCOVER THE WORLD OF FAST SCAN TELEVISION



HF AMPLIFIERS per MOTOROLA BULLETINS

Complete Parts List for HF Amplifiers Described in the MOTOROLA Bulletins.

AN758 300W \$160.70	EB63 140W \$ 88.65
AN762 140W \$ 93.25	EB27A 300W \$130.20
AN779L 20W \$ 83.19	EB104 600W \$448.15
AN779H 20W \$ 83.19	AR305 300W \$383.52
AR313 300W \$403.00	

UNIVERSAL DIGITAL FREQUENCY READOUT TK-1 (Wired/tested).....\$149.95

HEAT SINK MATERIAL

Model 99 Heat Sink (6.5x12x1.6)\$ 22.00
CHS-6 Copper Spreader(6x6x1/4)\$ 18.00

We also stock Hard-to-Find parts

AMATEUR TELEVISION CONVERTERS

ATV2 420-450.....	\$ 44.95 Kit
ATV3 420-450 (GaAs-FET).....	\$ 49.95 Kit
ATV4 902-928 (GaAs-FET).....	\$ 59.95 Kit

POWER SPLITTERS and COMBINERS

2-30MHz	\$ 69.95
600 Watt PEP 2-Port	\$ 79.95
1000 Watt PEP 2-Port	\$ 89.95
1200 Watt PEP 4-Port	\$ 89.95

AUDIO SQUELCH CONTROL for ATV

SIL	\$ 39.95 Kit
-----	--------------

100 WATT 420-450 MHz PUSH-PULL LINEAR AMPLIFIER - SSB-FM-ATV

2 METER VHF AMPLIFIERS

35 Watt Model 335A.....	\$ 79.95 Kit
75 Watt Model 875A.....	\$119.95 Kit

KEB67-PK (Kit)	\$159.95
KEB67-PCB (PC Board)	\$ 18.00
KEB67-1 (Manual)	\$ 5.00

Available in kit or wired/tested

For detailed information and prices, call or write for our free catalog.

We ship worldwide.



CCI Communication Concepts Inc.
508 Millstone Drive * Xenia, Ohio 45385 * (513) 426-8600
FAX 513-429-3811



WE SHIP WORLDWIDE

CIRCLE 99 ON READER SERVICE CARD

Serving You Better

Expanded Phone Service
9 a.m. to 6 p.m. Monday - Friday



Call Me
Kevin Braunschweiger


N2ABV
17 years experience
formerly with
AES Store in Cleveland

Over 9867 Ham Items in Stock

Celebrating
his 40th
Anniversary in
Ham Radio Business

Ross Hansen

WB7BY2
At Your Service



Top Trade-In Prices

- Competitive Prices •
- Same Day Shipping •
- All Major Brands •

Call Today **(208) 852-0830**

ROSS DISTRIBUTING COMPANY
78 S. State Street, Preston, Id. 83263



COMMODORE/AMIGA

REPLACEMENT CHIPS, PARTS, UPGRADES

• COMMODORE & AMIGA CHIPS •

- 2.05 ROM chip (enhanced version).....\$27.95
- 2.04 ROM chip (no books or diskettes).....\$29.95
- 2.1 Complete Kit with 2.05 ROM.....\$77.50
- 8362 Denise/8364 Paula.....\$14.95
- 8373 Super Denise with diagnostic disk & software.....\$27.50
- 8372A 1 MB Agnus with FREE chip puller, instructions, AmigaTroubleshooter & diagnostic software.....\$37.50
- 6570-036 keyboard chip (fixes most problems).....\$11.95
- 1.3 Kickstart ROM with instructions.....\$21.95
- 8520A CIA (2 for \$16.50).....\$9.95
- 6510 CPU, 6526 CIA, 6581 SID, 6567 Video, PLA 906114, All 901/225-6-7-9.....\$9.95 each
- 17 50 RAM Expander for C64/128.....\$79.95

• ADVANCED AMIGA ANALYZER •

A complete diagnostic hardware and software analyzer for all Amigas. Gives display status of all data transmission/signals, the ability to test the integrity of any disk drive, checks all ports, buffer chips, alignment and joystick/mouse. Software automatically tells what errors are found and the chips responsible. 85% to 90% of the problems presented to service centers are found with this analyzer. Simply plug the cables into any Amiga port. This is a sophisticated diagnostic unit used by Amiga repair centers worldwide.....\$79.95

• SWITCH ITT - 1.3/2.0 ROM SELECTOR •

TOP SELLING electronic ROM selector by Global Upgrades, Inc. allows for compatibility of ALL your software. Automatically switch between 1.3 or 2.0 ROM from your keyboard. Built-in speaker. Does not overlap the 68000 chip. No soldering. Lowest priced keyboard switch available. Instructions included.....\$27.95

- Buy the Switch Itt with the 1.3 ROM upgrade.....@ \$45.95
- Buy the Switch Itt with the 2.05 ROM upgrade.....@ \$49.95
- The Ultimate Deal
- Buy the Switch Itt with the 1.3 and 2.05.....@ \$69.95

• AMIGA TROUBLESHOOTER •

Released Jan. 1993, a unique troubleshooting guide for the Amiga 500/2000 with a high cure rate. This diagnostic tool will truly save you lots of money and down time by showing you which plug-in chips to change. It's quick and easy to use.....\$9.95

THE GRAPEVINE GROUP INC.

3 Chestnut Street, Suffren, NY 10901
ORDER LINE 1-800-292-7445
CUSTOM SERVICE: 914-368-4242

914-357-2424 Hours 9-6 ET M-F Fax: 914-357-6243
We Ship Worldwide 15% Restocking Prices Subject to Changes

CIRCLE 192 ON READER SERVICE CARD

CIRCLE 254 ON READER SERVICE CARD

A Tilt-Over/Swivel Antenna Mount for Recreation Vehicles

Take your full-size vertical on the road.

by Gene Beaver W4PVI

In the summer of 1982, Dot (MYL) and I decided that we were going to take a year's tour of the country in our 22' Mini-Motorhome. I most certainly was going to operate the HF bands, but I didn't want to be confined to a mobile antenna all that year.

Installation of an antenna on the roof was impractical due to the height involved because the antenna would not clear low hanging trees, bridges, etc. A quick-connect

would mean climbing the ladder each time it was used. Not very convenient!

I had a Hustler 5BTV Vertical on hand. To solve my problem I only had to figure out how to haul this tall antenna and how to make it quick and easy to put up and take down each time it was used.

I had been a member of the RV Service Net for a couple of years, and knew Chuck W8UCG (SK) (the originator of the Uni-Strut antenna mount on Airstream trailers). I decided to adapt the mount to my motor home.

Construction

After taking some measurements, I realized that if the Uni-Strut was used and the antenna base was to be about 12 inches above the roof, I would have to do an awful lot of climbing up and down the motor home's ladder in order to complete the installation and then do the required tuning. That didn't appeal to me at all. I had to find

a way to swivel the mount as well as fold it over.

The answer came out of the plumber's shop, where I obtained the following materials:

- 1 length of 1" galvanized water pipe
- 1 length of 1/2" water pipe
- 2 1/2" end caps
- 1 1/2" female coupler
- 1 1" female tee joint
- 1 1" floor flange
- 1 1" el (female one end, male the other)

I cut the 1" pipe into three lengths—one 97", one 18", and one 9"—and threaded on all ends. (The 97" length was required for installation on my present Allegro motor home and most likely will have to be changed for your rig.)

The floor flange was fitted to one end of the 97" length and the el to the other. Then I attached the center of the tee joint to the el. I tightened the last two joints snugly, then

Continued on page 31



Photo A. Close-up of the antenna mount.



Photo B. Close-up of the tie-down rope attachment.



Photo C. Working on the antenna is easy—just swivel and tilt.

ONV SAFETY BELT CO.
P.O. Box 404 • Ramsey, NJ 07446
800-345-5634
Phone & FAX 201-327-2462

ONV Safety Belt With Seat Harness
\$89.95



OSHA
We Ship
Worldwide
Order Desk Open
7 Days/Week

ONV Tool Pouch \$15.95
Add \$4.00 For Handling VISA M/C CHECK

ONV Belt W/O Seat Harness
\$74.95

CIRCLE 102 ON READER SERVICE CARD

PERSONAL COMPUTER REPEATER CONTROLLER
PCRC™

Speaks for Itself

- ✓ Full Duplex Autopatch
- ✓ 911 Emergency Access
- ✓ Reverse Autopatch
- ✓ Voice Mail
- ✓ Voice/Tone/DTMF Paging
- ✓ Links
- ✓ Hardware Logic I/O
- ✓ Morse Code Practice
- ✓ Toll Restriction
- ✓ Voice ID's
- ✓ BSR X10
- ✓ Scheduler
- ✓ Programmable Courtesy Tones
- ✓ Real Time Clock
- ✓ Remote Base

PCRC/2 Combines the power of your XT/AT platform with a high quality play and record voice digitizer creating the ultimate repeater controller. *from \$695*

516-563-4715
Fax: 563-4716 BBS: 286-1518

CIRCLE 198 ON READER SERVICE CARD

Amateur Radio Language Guide

- Hundreds of phrases, especially for the ham radio operator
- Vol. 1 - French, Spanish, German, Japanese, Polish
- Vol. 2 - Swedish, Italian, Portuguese, Croatian, Norwegian
- Vol. 3 - Russian, Danish, Czech, Korean, Hawaiian
- Vol. 4 - Chinese, Dutch, Finnish, Romanian, Vietnamese
- Vol. 5 - Hungarian, Arabic, Phillipino, Turkish, Indonesian

Send \$10. per volume U.S., \$12 outside U.S. to:
ROSE, P.O. Box 796, Mundelein, IL 60060-0796

Speak To The World

CIRCLE 134 ON READER SERVICE CARD

Quality Microwave TV Antennas

WIRELESS CABLE - IFTS - MMDS - Amateur TV
Ultra High Gain 50db(+) • Tuneable 1.9 to 2.7 Ghz.

- 55-Channel Dish System \$199.95
- 36-Channel Dish System \$149.95
- 20-Channel Dish System \$124.95
- Optional Commercial Grid Antenna (not shown) Add \$50.00
- Yagi Antennas, Components, Custom Tuning Available
- Call or write (SASE) for "FREE" Catalog

PHILLIPS-TECH ELECTRONICS
P.O. Box 8533 • Scottsdale, AZ 85252
(602) 947-7700 (\$3.00 Credit all phone orders)
MasterCard • Visa • American Express • C.O.D.'s • Quantity Pricing

Dish System
LIFETIME WARRANTY

CIRCLE 249 ON READER SERVICE CARD

Sell your product in
73 Amateur Radio Today
Call Dan Harper today . . .
1-800-274-7373

EVERY ISSUE of 73 on microfiche!

The entire run of 73 from October, 1960 through last year is available.

You can have access to the treasures of 73 without several hundred pounds of bulky back issues. Our 24x microfiche have 98 pages each and will fit in a card file on your desk.

We offer a battery operated hand held viewer for \$75, and a desk model for \$220. Libraries have these readers.

The collection of over 600 microfiche, is available as an entire set, (no partial sets) for \$285 plus \$5 for shipping (USA). Annual updates available for \$10.

Your full satisfaction is guaranteed or your money back. Visa/MC accepted.

BUCKMASTER PUBLISHING
"Whitehall"
Route 4, Box 1630
Mineral, VA 23117
703-894-5777
800-282-5628

CIRCLE 168 ON READER SERVICE CARD

48 HOUR SHIPPING

ELENCO & HITACHI & B+K PRODUCTS AT DISCOUNT PRICES

TO ORDER CALL TOLL FREE 1-800-292-7711 1-800-445-3201 (Can.)

<p>ELENCO OSCILLOSCOPES</p>  <p>S-1325 25MHz \$349 Dual Trace Oscilloscope</p> <p>S-1340 40MHz \$495 Dual Trace Oscilloscope</p> <p>S-1360 60MHz \$775 Dual Trace, Delayed Sweep</p> <ul style="list-style-type: none"> • Automatic beam finder • Built-in component tester • 1mV sensitivity • Dual time base 	<p>B+K OSCILLOSCOPES</p> <p>2120 - 20MHz Dual Trace \$395 2125 - 20MHz Delayed Sweep \$539 1541B - 40MHz Dual Trace \$749 2160 - 60MHz Dual Trace, Delayed Sweep, Dual Time Base \$949 2190 - 100MHz Three Trace Dual Time Base, Delayed Sweep \$1,395 2522 - 20MHz / 10MS/s Storage \$869 1442 - 20MHz Portable \$1,229 1443 - 40MHz Battery / AC operated with Cursor & Readouts \$1,439</p> <p>LOGIC ANALYSERS</p> <ul style="list-style-type: none"> ■ 32 channels (VC-3120) or 48 channels (VC-3130) ■ 25MHz synchronous operation on all channels ■ 100MHz asynchronous operation (8 or 12 channels) ■ 5ns glitch capture capability ■ Multi-level trigger sequencing ■ Non-volatile data and set-up memories ■ Disassembler options for popular uPs ■ 9 inch LCD screen ■ Call for prices 	<p>Hitachi Compact Series Scopes</p> <p>V-212 - 20MHz Dual Trace \$409 V-525 - 50MHz, Cursors \$975 V-523 - 50MHz, Delayed Sweep \$949 V-522 - 50MHz, DC Offset \$849 V-422 - 40MHz, DC Offset \$749 V-222 - 20MHz, DC Offset \$625 V-660 - 60MHz, Dual Trace \$1,095 V-665A - 60MHz, DT, w/cursor \$1,325 V-1060 - 100MHz, Dual Trace \$1,375 V-1065A - 100MHz, DT, w/cursor \$1,649 V-1085 - 100MHz, QT, w/cursor \$1,995 V-1100A - 100MHz, Quad Trace \$2,195 V-1150 - 150MHz, Quad Trace \$2,695</p> <p>Hitachi RSO Series</p> <p>RSO's feature; roll mode, averaging, save memory, smoothing, interpolation, pretriggering, cursor measurements.</p> <p>VC-6023 - 20MHz, 20MS/s \$1,650 VC-6024 - 50MHz, 20MS/s \$1,950 VC-6025A - 50MHz, 20MS/s \$2,350 VC-6045A - 100MHz, 40MS/s Call VC-6145 - 100MHz, 100MS/s Call</p>	
<p>CALL US FOR ALL YOUR COMPONENT NEEDS</p> <p>Soldering Station Temperature Controlled SL-30 \$99 Digital Display Temp Range: 300F-900F Grounded Tip Overheat Protect</p>	<p>Video Head Tester HT-200 \$44.95 Tells you if VHS head is defective or worn.</p>	<p>Digital Multimeter w/ Inductance & Capacitance LCM-1850 Ten Functions by Elenco \$75.00</p>	<p>Color Convergence Generator SG-250 \$89.95 Kit \$69.95 Finest in the industry 10 rock steady patterns RF & video output</p>
<p>12A DC Power Supply B+K 1686 \$169.95 3-14V @ 12A Fully regulated & protected Separate volt & current meters with current limiting, low ripple</p>	<p>Triple Power Supply XP-620 Assembled \$75 Kit \$50 2 to 15V @ 1A, -2 to -15V @ 1A (or 4 to 30V @ 1A) and 5V @ 3A All the desired features for doing experiments. Features short circuit protection, all supplies.</p>	<p>The Survivor Model 2860 \$89 B+K's best DMM Large 3-1/2 digit Rugged construction Full featured</p>	<p>Dual-Display LCR Meter w/ Stat Functions Model 878 \$239.95 Auto/Manual Range Many Features w/ Q Factor High Accuracy</p>
<p>Multi-Function Counter Elenco F-1200 1.2GHz \$229 Measures Frequency, Period, Totalize 8 LED digits, Crystal oven oscillator, .5ppm accy</p>	<p>Audio Generator B+K 3001 \$65 20Hz-150KHz Sine/Square Waves Handheld</p>	<p>2MHz Function Generator B+K 3011B \$219.95 LED Display, Sine, Square, Triangle, Ramp & Pulse Waves. TTL & CMOS</p>	<p>Digital Multimeter Kit with Training Course Elenco Model M-2665K \$49.95 Fun & Easy to Build</p>
<p>Learn to Build and Program Computers with this Kit Includes: All Parts, Assembly and Lesson Manual Model MM-8000 \$129.00 Starting from scratch you build a complete system. Our Micro-Master trainer teaches you to write into RAMs, ROMs and run a 8085 microprocessor, which uses similar machine language as IBM PC.</p>	<p>Elenco Wide Band Signal Generators SG-9000 \$129 RF Freq 100K-450MHz AM Modulation of 1KHz Variable RF output SG-9500 w/ Digital Display & 150 MHz built-in Counter \$249</p>	<p>NTSC Generator w/RGB B+K 1249A \$479 NTSC color bars. Excellent for most servicing work. A must.</p>	<p>100MHz Portable Frequency Counter B+K 1803B \$179 8 Digit display, battery operation Selectable gate times, High Accuracy</p>

WE WILL NOT BE UNDERSOLD
UPS SHIPPING: 48 STATES 5%
IL RES 7.5% TAX (\$3 min \$10 max)
PROBES INCL ALL SCOPES & METERS

C&S SALES INC.
1245 ROSEWOOD, DEERFIELD, IL 60015
FAX: 708-520-0085 • (708) 541-0710

15 DAY MONEY BACK GUARANTEE
FULL FACTORY WARRANTY
WRITE FOR FREE CATALOG

CIRCLE 184 ON READER SERVICE CARD



HANDIE-BASE

Desktop Radio Stands
Models For Most Handheld Radios "Please Specify Your Radio Model". Send \$14.95 plus \$3.50 shipping to:

Handie-Base and More Inc.
P.O. Box 2504 (Dept. C)
Broken Arrow, OK 74013-2504
Contact your Local Dealer -
Dealer Inquiries Welcome.

Satisfaction Guarantee

CIRCLE 182 ON READER SERVICE CARD

GIVE YOUR HR-2510 HR-2600 the same features as the "BIG RIGS"

- * 30 Memory Channels
- * Automatic Repeater Offset
- * Programmable Transmit Timeout
- * Programmable Seek/Scan (5 Khz, etc)
- * Programmable Mike/Channel Buttons
- * Programmable Transmit Freq. Limits
- * Extended Frequency Range (10 to 12 meters)
- * Priority Channel
- * Split Frequency
- * Many More Features



All these features by replacing your radio's existing "CPU" chip! (Priority Channel requires optional hardware)

\$59.95 (Optional Chip Socket \$7.50)

Includes Operator's and Installation Manuals


CHIPSWITCH®

4773 Sonoma Hwy. Suite 132
Santa Rosa, CA 95409-4269

Write or call (707) 539-0512 for free information
Quantity prices available, Dealer inquires welcome

CIRCLE 265 ON READER SERVICE CARD

WEFAX To The Max



PC GOES/WEFAX 3.0 \$250

PC GOES/WEFAX 3.0 is a professional fax reception system for the IBM PC. It includes an AM/FM demodulator, software, cassette tutorial and 325 page manual. Check this partial list of our advanced features:

Res. up to 1280x800x256	APT Lat/Lon. Grids
Unattended Operation	Orbital Prediction
Colorization	Frame Looping
Zoom, Pan, Rotation	PCX & GIF Export
Contrast Control	Grayscale Printing
Tuning Oscilloscope	Infrared Analysis
Photometry/Histograms	Variable IOC & LPM

PC HF FACSIMILE 6.0 \$99

PC HF Facsimile 6.0 is a complete shortwave FSK fax system for the IBM PC. It includes an FSK Demodulator, software, 250 page manual and tutorial cassette. Call or write for a complete catalog of products.

Software Systems Consulting

615 S. El Camino Real, San Clemente, CA 92672
Tel:(714)498-5784 Fax:(714)498-0568

CIRCLE 250 ON READER SERVICE CARD

UTMOST MODIFICATION BIBLE THE GREATEST IN ITS TIME, EVEN MORE COMPLETE!!!

OVER 50 COMPLETE SYNTHESIZED CRYSTAL CHARTS.
OVER 20 ARE PRECALCULATED MODIFICATION CHARTS.
OVER 60 PLL DIAGRAMS. - SCANNER MODIFICATION.
OVER 100 MODIFICATIONS FOR PLL C.B.'S.
OVER 100 HAM RADIO MODIFICATIONS.
TEN METER MODIFICATIONS, LINER SCHEMATIC DESIGN.
OVER 800 MIKE V-MRING CODES.
ANTENNA/COAX LOSS GAINLOSS DESIGN CHARTS.



KDC SOUND 1-800-256-9895 JUST:
5 PINE MEADOW \$29.95
CONROE, TX 77302 CHECK OR MONEY ORDER

CIRCLE 151 ON READER SERVICE CARD

RF SWEEP GENERATOR KIT



Model
RSG-30

Use to check & tune low pass, high pass, bandpass & crystal filters

Output Sine Wave

Frequency 2-30 MHz

Amplitude 100mV RMS

Sweep Width 5KHz-30 MHz

Modes: Cw (continuous wave)

Video (full sweep)

Sym (symmetrical sweep)

Parts & Instruction Kit . . . \$ 59.95

(cab., knobs & hdwr. not incl.)

Write or call for free Brochure

BOYD ELECTRONICS 503-476-9583

1998 Southgate Way

Grants Pass, OR 97527

CIRCLE 273 ON READER SERVICE CARD

PUT SOME EXCITEMENT BACK INTO YOUR HOBBY!

73 Amateur Radio Today

No other magazine brings you the exciting world of amateur radio like *73 Amateur Radio Today*.

- Equipment reviews you can use.
- Construction projects for all abilities.
- More antenna articles than any other magazine.
- Monthly columns covering the exciting worlds of RTTY, ATV, microwaves, QRP, DX foxhunting and more.
- "Never Say Die," Wayne Green's monthly view of the world of amateur radio.

To subscribe by phone
Call: 1-800-289-0388

- 12 issues for \$19.97 -

That's a 43% savings off the newsstand price!

73 Amateur Radio Today

70 Route 202 North
Peterborough, NH 03458
(603) 924-0058
Fax (603) 924-9327

YES! I want some excitement in my hobby.

Send me 12 issues of *73 Amateur Radio Today* for only \$19.97.

NAME

CALL

ADDRESS

CITY

STATE

ZIP

___ Payment Enclosed ___ Charge my: ___ MC ___ VISA ___ AMEX

Card Number

Exp. Date

Newsstand Rate \$35.40. Basic Subscription rate \$24.97. Allow 4-6 weeks for first issue.
Canada add \$7.00 plus \$1.40 GST. Foreign add \$19 surface/\$42 airmail.

B9307G889

Tilt-Over Swivel Antenna

Continued from page 28

backed off half a turn. These are the points that allow the antenna to be raised and lowered and to be swiveled from side to side.

Next, I fastened the 18" length to the top of the tee and the 9" length to the other end.

The 63" length of 1/2" pipe (threaded at both ends) was passed up through the 18" length pipe, the tee joint and the 9" pipe. An end cap was installed on the top. The 1/2" coupler and a 3" length of 1/2" pipe were attached to the bottom.

Then I slid a heavy-duty key ring (yes, like a car key ring) over the bottom end of the 1/2" pipe, installed the other end cap, and attached a 6-foot length of 3/8" nylon cord to the key ring.

The entire assembly was set up vertically, with the floor flange resting on the rear bumper to which it was attached with counter-sunk screws.

The bumper now supports the weight of the mast and the antenna when attached.

Installation

The 97" pipe is attached to the roof ladder, approximately 60 inches up from the bumper. This provides the lateral stability. If it is not convenient to support the mast at the ladder, a suitable two-point brace can be used at a point on the RV where screws are already in place.

Once the mast is in place, and the antenna is in the "up" position, the 1/2" "handle" should be attached to the ladder or some other support.

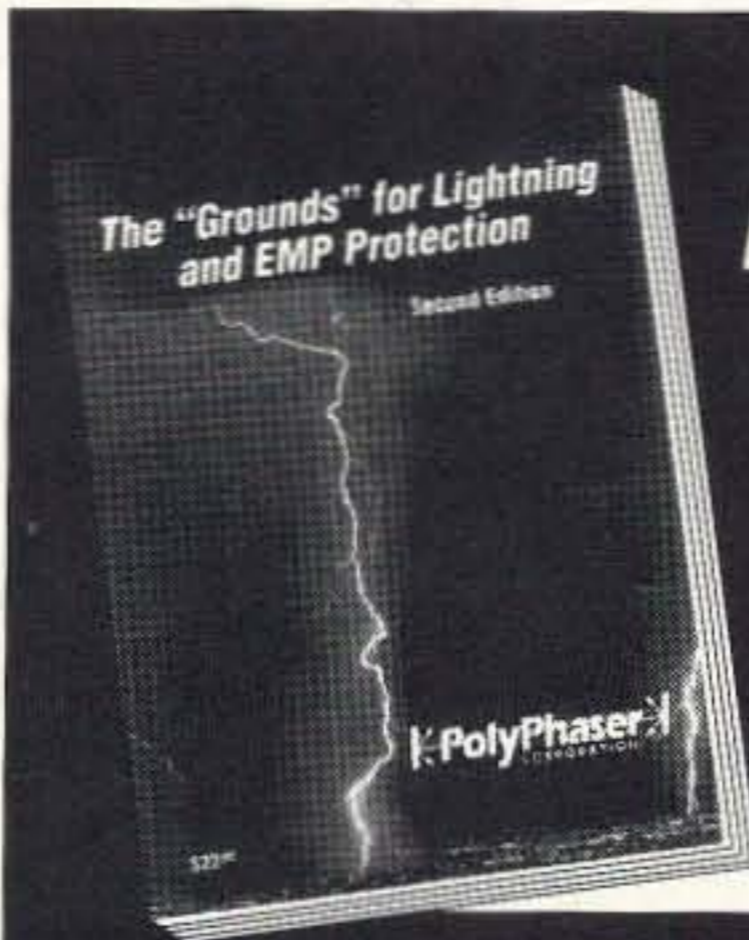
You will be able to come up with your own method of securing the handle when the antenna is in the up position. This is necessary to assure that the antenna stays in the vertical position when operating.

Next, I installed the antenna on the 18" pipe. The antenna bracket was installed as high as the U-bolts would allow, to prevent the mounting pipe from interfering with the radiation pattern.

The antenna can now be lowered by holding the handle and the nylon cord. Once the antenna is in the horizontal position, the handle can be slid forward with the cord and fastened to prevent sliding back during travel.

The advantages of the "sliding handle" are obvious when observing the rear overhang of the handle before being slid forward. When lowering the antenna for travel, slide the 1/2" pipe forward and secure with the rope. Reverse the procedure for raising. You will need to install some kind of cradle on the roof for the antenna to ride in while underway.

I installed only the bracket and first antenna section while working on the roof. Once that portion was complete, the mast was folded and swiveled so that the antenna rested on a chair that was on the ground. All remaining work and tuning was done without once having to climb atop the motor home.



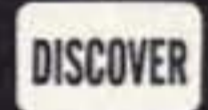
Hot Off the Press

The "Grounds" for Lightning and EMP Protection

SECOND EDITION

A comprehensive hands-on guide to proper grounding installation, measurement and maintenance for direct lightning strike survival. Over 100 pages with new informative "how-to" charts, graphs and pictorials. From high rise to mountain top, for radio sites and computer LANs, this is a *must* read book.

Only \$22.95 (includes first class postage).




PolyPhaser

CORPORATION

(800) 325-7170 ■ (702) 782-2511 ■ FAX: (702) 782-4476

2225 Park Place ■ P.O. Box 9000 ■ Minden, NV 89423-9000

CIRCLE 49 ON READER SERVICE CARD



PHASE 3D WILL BRING:

Space to virtually every ham through:

- Higher power transmitters
- Higher gain antennas
- Three axis stabilization

More bands:

- Downlinks on 10 Meters, 2 Meters; 70, 13, 5 and 3 Cm.
- Uplinks on 70, 23 and 5 Cm.

Higher Orbit:

- 48,000 km. (29,000 mile), 16 hour orbit for increased coverage and visibility for many hours each day.

PHASE 3D NEEDS YOUR HELP!

A contribution of just a few dollars from EVERY active amateur will insure that this new marvel gets into orbit.

MAKE YOUR CONTRIBUTION TODAY!

You are also invited to join AMSAT and receive the *AMSAT Journal* so that you too, can follow the progress of Phase 3D and other exciting amateur satellite activities. Dues are just \$30 annually in the U.S. and \$36 in Canada and Mexico - \$45 elsewhere.



AMSAT

P.O. Box 27
Washington, D.C. 20044
(301) 589-6062
Fax: (301) 608-3410

CIRCLE 110 ON READER SERVICE CARD

Make Sure It's Grounded

While this is not a technical article, there are three things that are very necessary to an efficiently operating mobile antenna of this type: ground, ground and ground.

I use 1/2" copper braid from the antenna base to the "closest possible point" to the roof or ladder in several places, and then down the ladder to the vehicle chassis. I do the same from my radio to the chassis.

Do the very best job you can with grounding during installation and forestall any future problems from that source.

The Safety Factor

Everyone needs to adhere to standard safety practices when working atop anything with ladders, etc. Be especially careful when raising the antenna. I personally know two hams who have raised their antenna into a power line. No harm came to either, but one had a "real hot" trailer for a while. **IT COULD HAVE BEEN FATAL! ALWAYS LOOK UP BEFORE RAISING THE ANTENNA.**

It's easier than you think to drive off and leave the antenna in the air. Most of the time you won't get out of the RV park before disaster strikes. A tree or a power line will get you. I know one friend who stopped at a fast-food joint for lunch, put up the antenna to check into a net, and then drove off. He got five miles down the Interstate before leaving his 75 meter coil on top of the bridge and the rest scattered all over the highway.

I had a sign made with two words: **ANTENNA DOWN?** I attach it to the steering wheel and gear selector as soon as I stop.



Photo D. Pull the 1/2" pipe all the way out with the rope, then pull down to raise the antenna. Tie off the rope to secure.

The two things I wanted most from this tilt-over/swivel mount were versatility and convenience. I got both. I put the clock on myself once when pulling into a rest stop and wanting to check into the RV net. I started the clock when I put the gear selec-

tor in park, went to the rear of the motor home and raised the antenna, got back in the driver's seat, keyed the rig and stopped the clock. Time elapsed: 30 seconds.

The next thing I did was to hang my "ANTENNA DOWN?" sign.

73

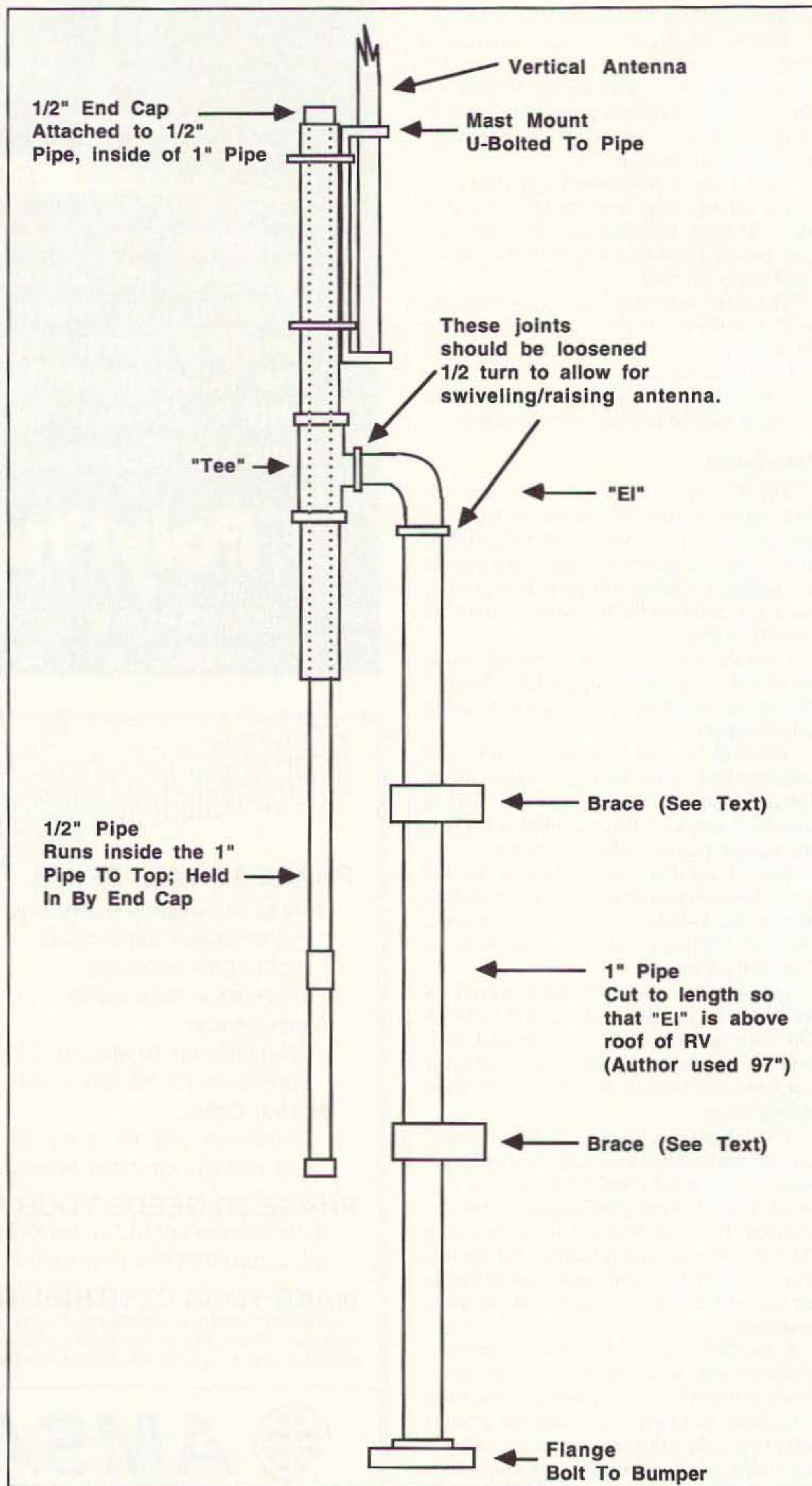



Figure 1. Construction details of the RV antenna mount.



Modern, High-Performance Stations use COMET Antennas, Duplexers, Triplexers and Accessories!


Using COMET products gives you the signal quality and coverage area of a high-performance, modern station. Whether you are operating mobile or from your base station, COMET products make you sound good. No other line has the selection, convenience, quality, and performance!

COMET™ DUAL-BAND BASE & REPEATER




BEST SELLER

CA-2x4MAX
Gain & Wave:
146 MHz 6.5dB 5/8 wave x 3
446 MHz 11.9dB 5/8 wave x 8
Max Power: 200 watts
Length: 17' 8"
Connector: SO-239




CA-2x4WX
Dual-Band: 146/446MHz
Gain & Wave:
146MHz 6.5dB 5/8 wave x 2
446MHz 9.0dB 5/8 wave x 5
Max Power: 200 watts
Length: 10' 2"
Connector: SO-239



CA-2x4FX
Dual-Band: 146/446MHz
Gain:
146MHz 4.5dB
446MHz 7.2dB
Max Power: 200 watts
Length: 5' 11"
Connector: SO-239

COMET™ DUAL-BAND MOBILE

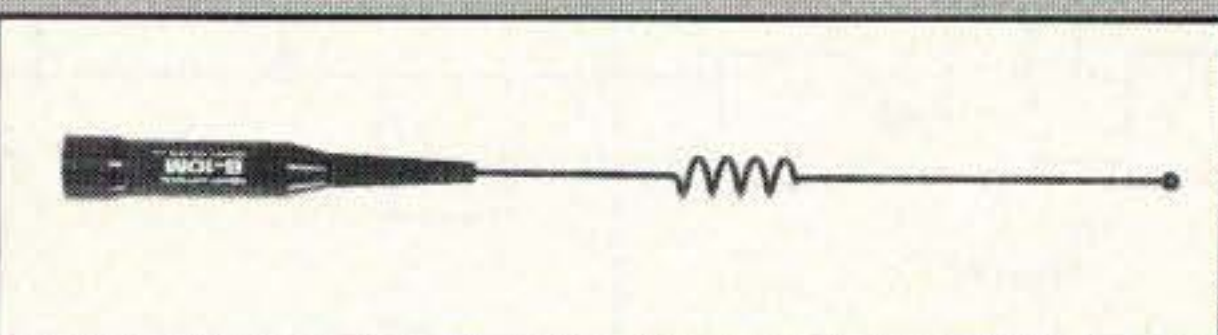


CA-2x4MB
Dual-Band: 146/446MHz
Gain & Wave:
146MHz 4.5dB 7/8 wave
446MHz 7.0dB 5/8 wave x 3
Max Power: 150 watts
Length: 4' 10"
Connector: PL-259

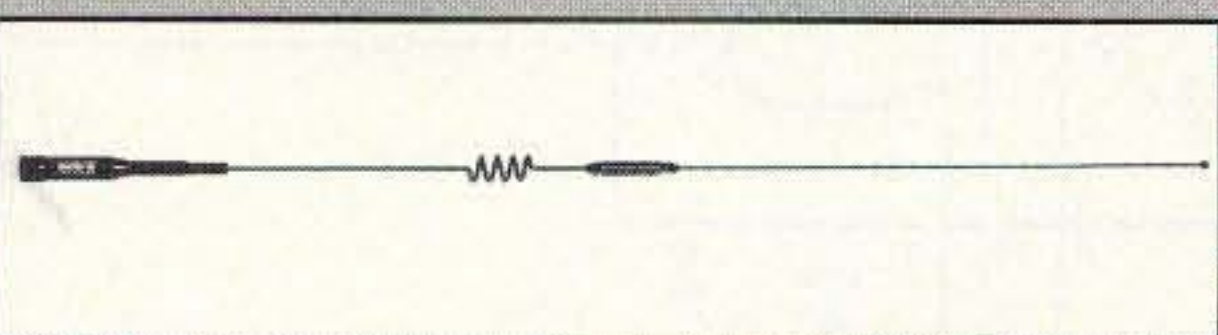


BEST SELLER

CA-2x4SR
Dual-Band: 146/446MHz
Gain & Wave:
146MHz 3.8dB 5/8 wave
446MHz 6.2dB 5/8 wave x 2
Max Power: 150 watts
Length: 3' 4"
Connector: PL-259




B-10/B-10NMO
Dual-Band: 146/446MHz
Gain & Wave:
146MHz -0dB 1/4 wave
446MHz 2.15dB 1/2 wave
Max Power: 50 watts
Length: 12"
Connector: PL-259 or NMO Style



B-20/B-20NMO
Dual-Band: 146/446MHz
Gain & Wave:
146MHz 2.15dB 1/2 wave
446MHz 5.0dB 5/8 wave x 2
Max Power: 50 watts
Length: 30"
Connector: PL-259 or NMO Style


COMET™ SINGLE-BAND MOBILE



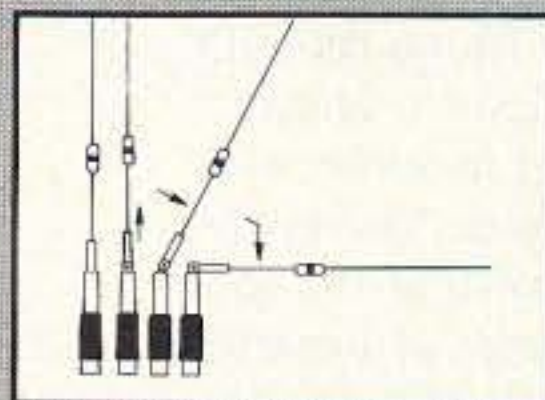
CHL-185
2 Meter Mobile Antenna
Gain & Wave:
4.1dB 5/8 wave
Max Power: 200 watts
Length: 4' 8"
Connector: PL-259



CH-32
Miracle Baby: 146/446MHz HT
Gain & Wave: 0dB
Max Power: 10 watts
Length: 1.75"
Connector: BNC



SH-55
2M/440MHz
SUPER Flexible
HT Antenna
Gain & Wave:
146MHz 1.5dBi 1/4 wave
446MHz 3.2dBi 5/8 wave
Max Power: 10 watts
Length: 15"
Connector: BNC



Fold-Over Base
Comet mobile antennas of length have this feature.

COMET™ MOBILE MOUNTING SYSTEMS



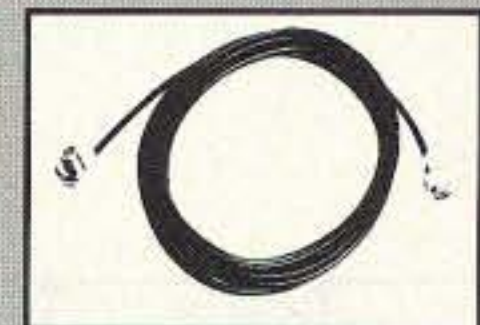
RS-21
Trunk, hatchback, rear door, van, blazer, etc.) mount. Adjustable to virtually ANY angle. Rubber-coated base protects vehicle paint.



RS-820
Heavy duty, low-profile trunk-lip mount. Rubber coated base protects vehicle paint, ratchet style dial lock.



CK-5M Deluxe Cable Assembly
13 feet double shielded very low loss coax. + 12" RG-188 teflon coax. Gold-plated UHF (PL-259/SO-239) connectors. Allows easy entry from a lip-mount w/o causing coax or weather strip damage.



3D4M Standard Cable Assembly
13.5 feet of low loss coax. Gold plated UHF (PL-259/SO-239) connectors.

COMET products are available from most major dealers. For customer service, or a complete catalog, please call us at 800/962-2611. We're confident COMET products and accessories will enable you to enjoy Amateur Radio to its fullest!



COMET™
NCG Companies
1275 North Grove Street
Anaheim, CA 92806
(714) 630-4541 FAX (714) 630-7024

COMET™ COMET™ COMET™ COMET™ COMET™ COMET™ COMET™ COMET™ COMET™ COMET™

COMET™ COMET™ COMET™ COMET™ COMET™ COMET™ COMET™ COMET™ COMET™ COMET™

Expanded Range Direct-Reading Inductance Meter

Build this cheap choke checker.

by Arthur C. Erdman W8VWX

The inductance meter I described in the January 1992 issue of *73 Amateur Radio Today* works well but it is limited to about 10 to 250 μH . The basic circuit creates a pulse, the width of which is directly proportional to inductance. A digital voltmeter (DVM) reads the average value of the pulse train. Readers have inquired about how to extend the range to lower and higher values. Much thought and experimentation provided an answer: Place the unknown inductance in series with a known inductance. This avoids having the circuit inductance approach zero at the low end of any scale. Also, the range of linearity is narrowed, making the circuit quite practical.

As a specific example, I used a fixed 10 μH inductance on the "0" to 25 μH range. Now the circuit sees 10 to 35 μH .

The pulses never get vanishingly narrow. Insert a 100 μH for the 0 to 250 μH range and, finally, use a 1,000 μH for the 0 to

2,500 μH range. See Figure 1.

These inductors (5% tolerance) are available for less than \$1 each from Mouser Elec-

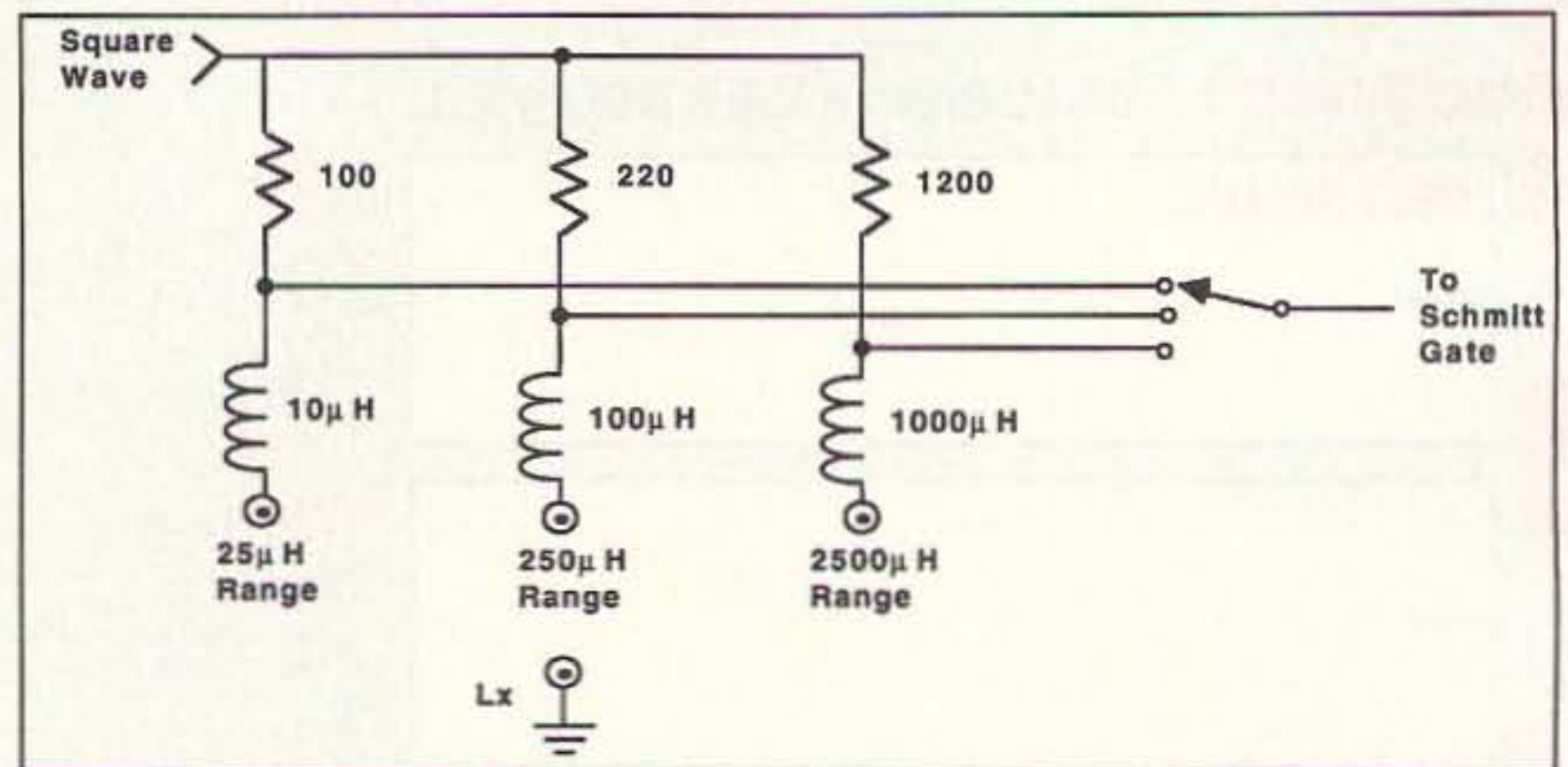


Figure 1. Basic measuring scheme.

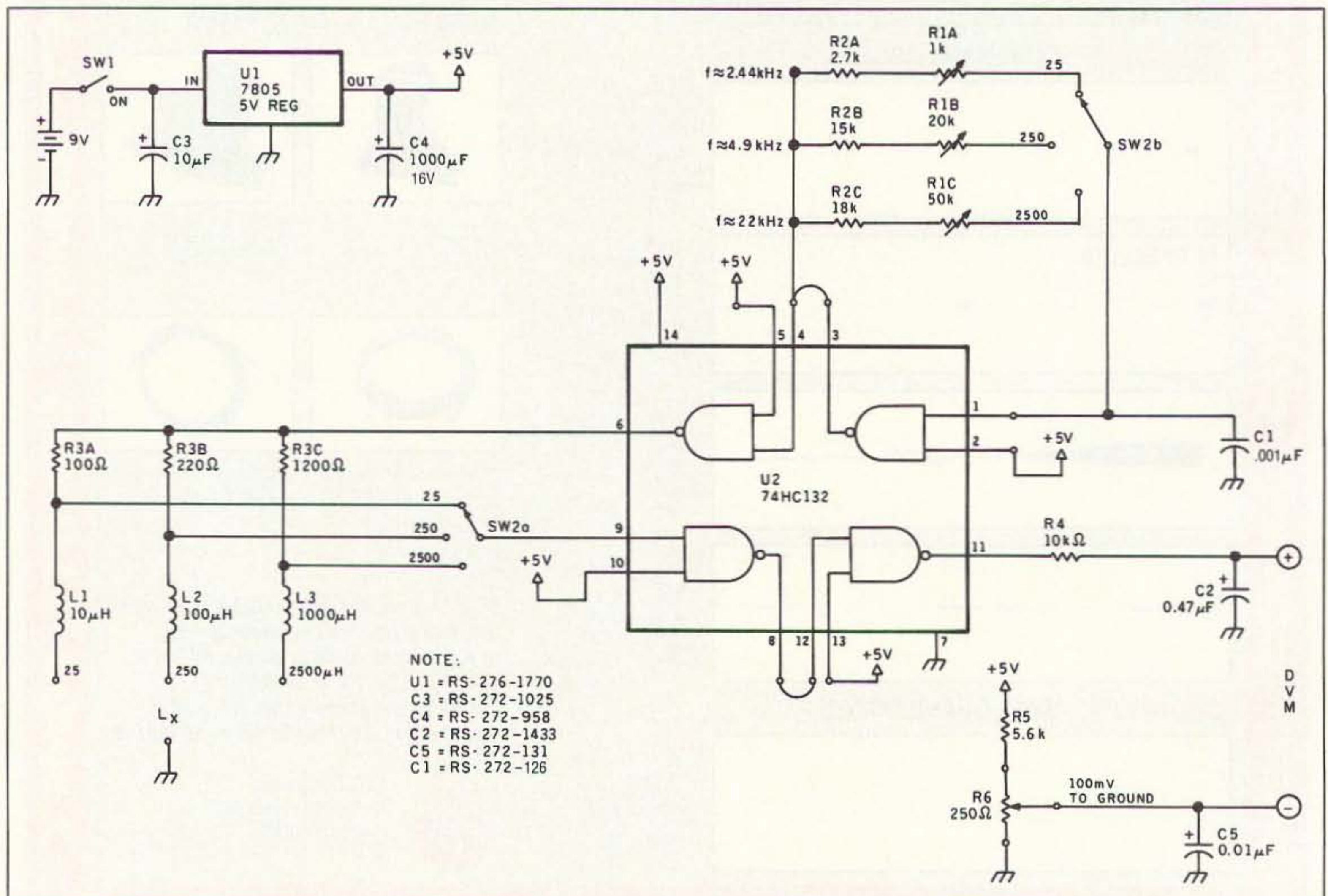


Figure 2. Schematic for the expanded-scale direct-reading linear inductance meter.



CALL OR WRITE FOR SPECIAL QUOTE

WE SELL-TRADE
NEW & RECONDITIONED
HAM EQUIPMENT!



"AMERICA'S MOST RELIABLE AMATEUR RADIO DEALER"

Serving Amateur Radio Operators Since 1937

182 North Maple • P.O. Box 73

Watertown, SD 57201 (Next Door to the Wild, Wild West)



Too busy
to mosey on
in? Mail and telephone
orders are welcome!



HONKY TONK PARDNER

Welcome to the ol' Burghardt

Amateur Center "BAR NONE" ranch of brand
name HF equipment - - one of the finest SPREADS of
quality merchandise in the territory!!

Get off your saddle & mosey around our corral for a short spell and
see our New SSB & CW transceivers, linear amplifiers along with acces-
sories. It's a real DUDE'S DELIGHT! We've got a whole chuck-wagon full of
dandy deals sittin' round the ol' campfire, everything from A-Z. Of course, you can
never tell when that new kid on the block comes riding into town!

Been quite a showdown of late 'tween the Kenwood TS-950SX, Icom IC-781 and
Yaseau FT-1000D. Waitin' in the wings to *gun down* the winner is that new *Stranger in
Town* — the Kenwood TS-50S. Each packs a "six-shooter" (160-10) trying to gun down the
competition. Also they's got a full General Coverage Receiver (If dat don't beat all!).

Of course, the *old timers* (Used Equipment) still hold their own against those younger
rustlers offering many of the same dad-burn features of the younger fellas but not *requiring the
sheckles!*

So it makes no difference whether ur prospecting for gold, or just driftin' through — chances
are we've got just the right *critter* for you - - and we're ready for some real *wild & wooly
horse trading*. Round-Up a Posse, ride the ol' stagecoach, paddle a canoe or (what the
heck) just phone us, write or come on down. Whatever ur means, now's the time to
Wrangle a Deal!! Nearly all makes and models in stock for immediate delivery
and, remember, when it comes to service — we're the "fastest gun in the
west" — East, North, South for that matter!! All trails lead to
Watertown & Burghardt Amateur Center, the hams' *Home on
the Range*. As the sun rises higher, we will be ready to
serve ya for anything ya need. So pardner—
let's move 'em out!!

Sales Order Line

1-800-927-HAM1(4261)

For Technical & Info.

(605) 886-7314

FAX (605) 886-3444

When it comes to FAST DELIVERY, HONEST DEALING and
PROMPT/DEPENDABLE S-E-R-V-I-C-E back-up
We don't just advertise it — WE GIVE IT!

~ WE SERVICE WHAT WE SELL ~

- | | | | |
|-----------------------|-------------|--------------|------------------|
| • AEA | • Belden | • Diamond | • Palomar |
| • Alinco | • Bencher | • Hustler | • Radio Callbook |
| • Ameritron | • Bird | • ICOM | • RF Concepts |
| • Amphenol | • Butternut | • Kantronics | • Ritron |
| • Ampire | • Centurion | • Kenwood | • Rohn |
| • Antenna Specialists | • CES | • Larsen | • Telex/Hygain |
| • Astron | • Comet | • MFJ | • Ten-Tec |
| • B & W | • Cushcraft | • Mirage/KLM | • Unadilla/Reyco |
| | • Daiwa | • Outbacker | • Yaesu |

we'll treat you

SELECTION

S-E-R-V-I-C-E

and

SATISFACTION!

STORE HOURS:

9-5 P.M. (CST)
MONDAY thru FRIDAY
OPEN SATURDAYS
from 9-1 P.M. (CST)
CLOSED
SUNDAYS/HOLIDAYS

WANTED!

DEAD OR ALIVE!
UR GOOD CLEAN
USED GEAR!!

High on the most want-
ed list are RECEIVERS,
General Coverage in
particular, LINEARS,
TWO METER FM
GEAR, 2 & 6 Meter SSB
& CW GEAR and all-
band SSB/CW
Transceivers. Don't hold-
out (or hole-up) any
longer -- NOW'S THE
TIME TO TRADE-UP!!
CALL OR WRITE
FOR TRADE
QUOTE TODAY!



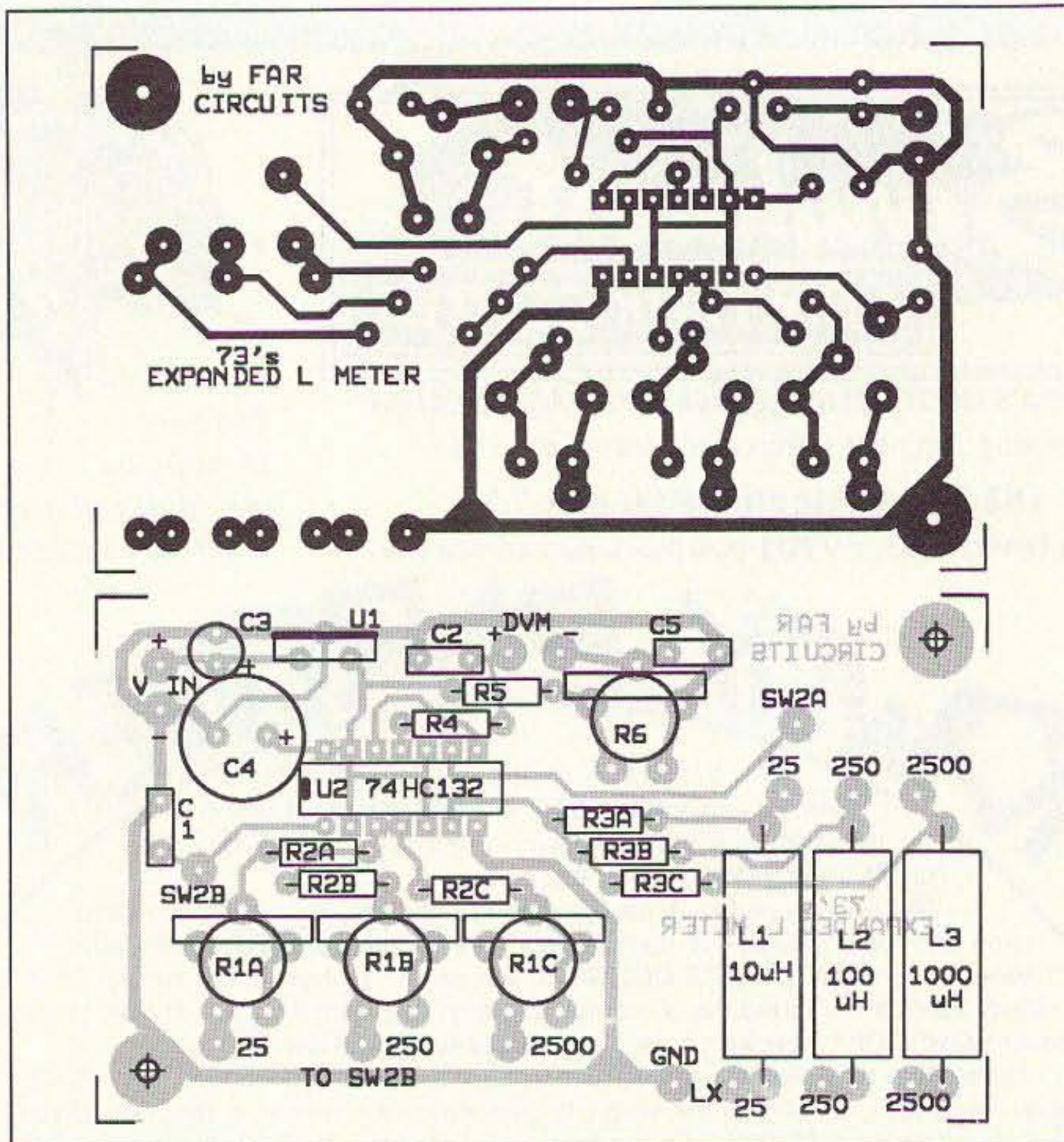


Figure 3. PC board pattern and parts placement for the expanded-scale direct-reading linear inductance meter.

tronics. The offset voltage due to this method of measurement is simply counteracted by a bucking voltage.

Linearity is excellent because the greatest change in pulse width on any range is only 3.5 to 1. Without the series inductance, the linearity must be over a much greater range. For example, without the series inductance, the "0" to 250 μH range would never reach "0" because the pulse would be too short to pass through the gates. If 10 to 250 is readable, the linearity must be over a 25 to 1 range.

The following indicates the scale resolution:

- 1) 0 to 25 μH ; 10 mV/1 μH

- 2) 0 to 250 μH ; 1 mV/1 μH
- 3) 0 to 2,500 μH ; 1 mV/10 μH

Circuit limitations prevent the 0 to 2,500 μH range from having greater sensitivity. Figure 2 indicates the complete circuit.

Construction

To avoid switching of the critical inductances, I elected to have a separate jack for each range. I am always trying out different circuits (and values) so I seldom use a printed circuit. The most convenient approach that I've found is to use an "experimenter's plug-in board." Radio Shack carries these. They are listed as "Solderless IC Breadboards." I used their board, catalog number

276-175, approximately 2" x 3-1/2", with 270 connecting points. Number 22 wire fits snugly into the holes. So do 1/4 watt resistor leads, most capacitor leads and best of all, integrated circuit legs.

Drilled and etched PC boards are available for \$4.25 plus \$1.50 S&H from FAR Circuits, 18N640 Field Ct., Dundee IL 60118.

Tune-Up

(The L meter and DVM power supplies cannot be both AC line powered or the bucking voltage will be shorted out due to common grounds.)

1. Adjust the bucking voltage to 100 mV. To do this, connect the DVM from the read-out negative terminal to ground (chassis).

2. On each range, short the L_x terminal to ground and adjust the proper pot for 0 volts at the read-out terminals. That's all that is required.


If you discover that inserting a known inductor in the circuit produces a slight error on the read-out, remember that your standard is only within 5%. Coils in the 250 to 2500 μH range have widely varying DC resistance, causing linearity errors. Iron core coils read truer due to less wire resistance than air core coils of equal inductance.

Parts List

R1A	1k ohm pot	
R1B	20k ohm pot	
R1C	50k ohm pot	
R2A	2.7k ohm	
R2B	15k ohm	
R2C	18k ohm	
R3A	100 ohm	
R3B	220 ohm	
R3C	1200 ohm	
R4	10k ohm	
R5	5.6k ohm	
R6	250 ohm pot	
C1	0.001 μF	RS272-126
C2	0.47 μF	RS272-1433
C3	10 μF	RS272-1025
C4	1000 μF 16V	RS272-958
C5	0.01 μF	RS272-131
U1	7805	RS276-1770
U2	74HC132	
L1	10 μH choke	
L2	100 μH choke	
L3	1000 μH choke	

Drilled and etched PC boards are available for \$4.25 plus \$1.50 S&H from FAR Circuits, 18N640 Field Ct., Dundee IL 60118.

INTERFERENCE LOCATION



- ★ 50 to 1000 MHz
- ★ Stuck Microphones
- ★ Cable TV Leaks
- ★ Jammed Repeaters & Cell Sites



New Technology (patented) converts any VHF or UHF FM receiver into a sensitive Doppler shift radio direction finder. Simply plug into receiver's antenna and external speaker jacks. Models available with computer interface, synthesized speech, fixed site or mobile - 50 MHz to 1 GHz. Call or write for details.

DOPPLER SYSTEMS, INC.

P.O. Box 31819 (602) 488-9755
Phoenix, AZ 85046 FAX (602) 488-1295

CIRCLE 13 ON READER SERVICE CARD

SPY ON THE EARTH



See live on your PC what satellites in orbit see

Learn how you can benefit greatly from this exciting new technology. Send \$30 (\$35 air, \$40 overseas) for our fantastic 12 diskette set of professional quality copyrighted programs (IBM type) that does satellite tracking, data acquisition, image processing, file conversion and much more. Diskette and information package includes all programs, satellite views, C language source code for a popular satellite image acquisition program, hardware schematics, catalog and discount certificate.

VANGUARD Electronic Labs
Dept. A, 196-23 Jamaica Ave.
Hollis, NY 11423 Tel.718-468-2720



JRL-2000F

Fully Automatic MOSFET HF LINEAR AMPLIFIER

- 1 kW NO-TUNE POWER AMPLIFIER
- 48 MOSFETS SINGLE ENDED PUSH-PULL (SEPP) DESIGN
- BUILT-IN AUTOMATIC ANTENNA TUNER
- HIGH-EFFICIENCY SWITCHING POWER SUPPLY



The JRL-2000F is the world's first MOSFET HF linear amplifier, designed using the same high technology found in JRC's professional high-power radio transmitters. Featuring a heavy-duty power amp that incorporates 48 RF power MOSFETs to ensure low distortion and clean output up to 1,000 watts (100% duty cycle, 24 hour) SSB/CW, plus a

high-speed automatic antenna tuner with memory capacity of 1820 channels for instant QSY. Plus a high efficiency switching power supply (80V-264V) with power factor correction to suppress AC line currents, an automatic antenna selector for up to four antennas and a wireless remote control unit.



Japan Radio Co., Ltd.

430 Park Ave, 2nd Floor New York, NY 10022
Phone : (212)355-1180 Fax : (212)319-5227
Telex : 961114 JAPAN RADIO NYK
CIRCLE 159 ON READER SERVICE CARD

Deluxe Function Generator

This simple project has many uses.

by David Cripe KC3ZQ

A function generator is one piece of equipment found in the lab of nearly every electronics technician and engineer. In conjunction with an oscilloscope, a function generator can be used to test or troubleshoot most gear found in the hamshack. Unfortunately, commercial function generators are priced well out of the range of most hams, and good used ones don't often appear at hamfests. Consequently, I decided to design my own! This simple, low-cost function generator features TTL, square-wave,

triangle, and sine-wave outputs, and portable battery operation.

Design

I started out by defining the features I wanted. This project had to be low-cost, using commonly available parts. It had to be portable, operating from batteries. It needed to have a TTL output for testing logic circuits, as well as variable-amplitude square, triangle, and sine-wave outputs. The sine wave output must be relatively pure, with

the amplitude of the harmonics less than 1% of the fundamental frequency. The frequency range of the function generator had to cover 100 hertz to 10 kilohertz, which would include most of the audio range. After a few hours of breadboarding I arrived at a circuit which met all of these requirements.

See Figure 1. This is a fairly simple design using only three ICs. All of the parts are available at your neighborhood Radio Shack, or from any well-stocked junk box.

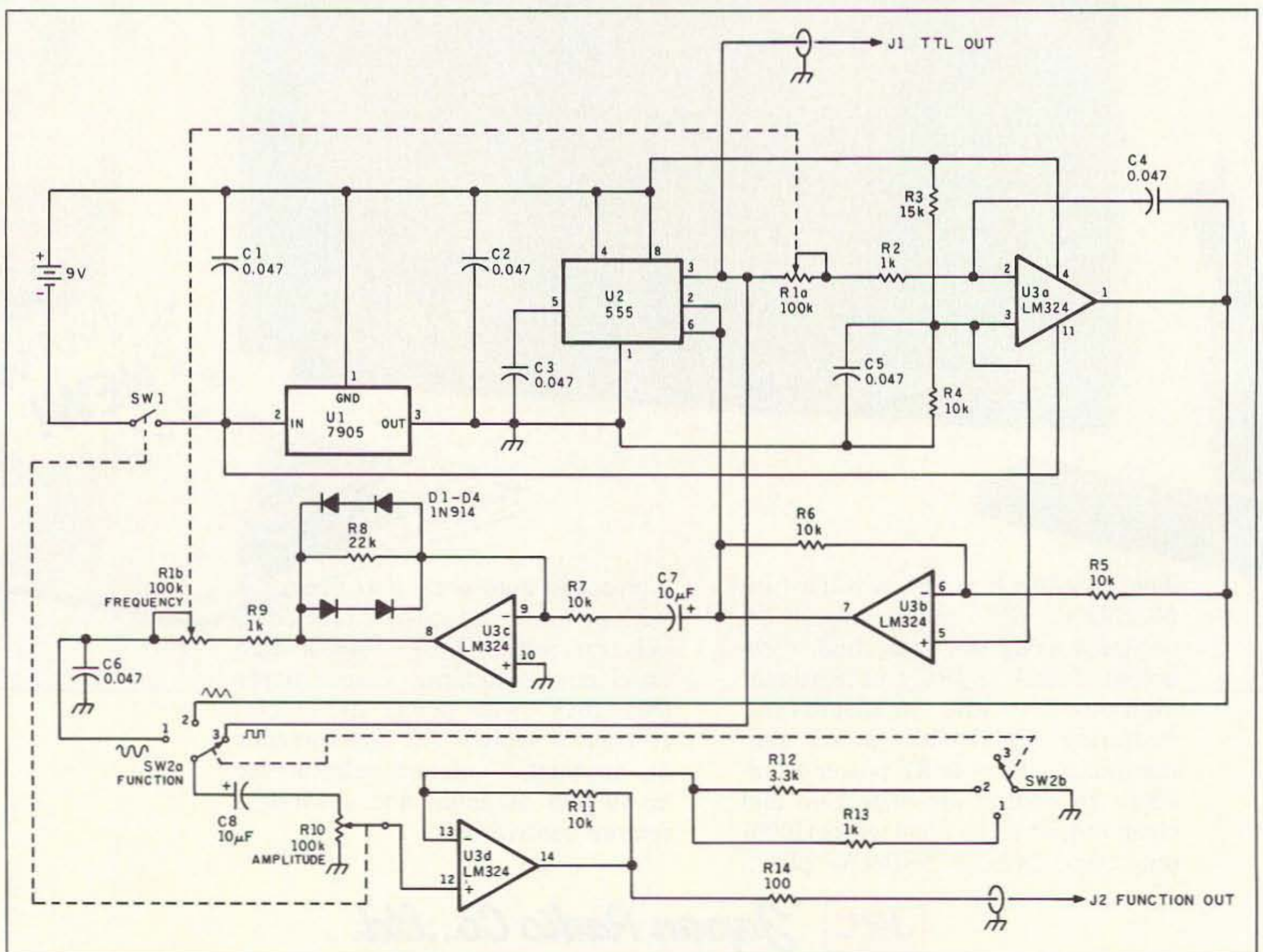


Figure 1. Schematic for the Deluxe Function Generator.

The circuit can be built conveniently on one of Radio Shack's solder-pad breadboards, such as their part #276-168, or you can purchase an etched and drilled PC board from FAR Circuits, 18N640 Field Court, Dundee IL 60118 (\$4.50 plus \$1.50 S&H).

After mounting the circuit in a folded aluminum box, I found its small size and portability made it easier to use than any of the commercial function generators I was familiar with. I actually ended up taking it to work with me to use at my job for those applications where portability is preferred over accuracy. I am now building my second one!

The heart of the function generator is a U2, a 555 timer. These ICs are tremendously useful devices, with high-current outputs, capable of driving TTL loads. It is configured as a somewhat unconventional square-wave oscillator in this circuit. The square-wave output of U2, pin 3 of the 555, is integrated by U3a, one section of an LM324

quad op amp, producing a highly accurate triangle wave. This waveform is then buffered and inverted in U3b, and fed back into pins 2 and 6 of the 555, its trigger and threshold inputs, respectively. This causes U2 to produce its square-wave oscillation. The frequency of oscillation is determined by R1a, one section of a 100k stereo volume control pot.

We now have a circuit which generates a square wave and a triangle wave. Obtaining a sine wave is a bit more difficult. Those of us who had a little math in college may remember some theorems from a fellow named Fourier, telling us that if we take a sine wave and add its third, fifth, seventh, ninth, etc., harmonics at the correct levels, we come up with a triangle wave. Conversely, low-pass filtering the harmonic components from a triangle wave should leave us with a sine wave. It turns out that if we clip the upper and lower 33.3% off of the peaks of a triangle wave the resultant trapezoidal waveform contains no third harmonic energy. Passing this waveform through a simple, one-pole low-pass filter gives us a sine-wave of sufficient purity for our needs. Diodes D1 through D4 perform the function of waveform clipping in U3c. The low-pass filter consists of R9, R1b (the second section of the 100k stereo volume control pot), and C7. Since the cutoff frequency of this filter, controlled by R1b, tracks the oscillator frequency, the sine wave output of has a nearly constant amplitude over its frequency range. This sine-wave is very pure, with no harmonic higher than 1% of the fundamental.

The last section of U3 is used as a buffer amplifier for the function generator output.

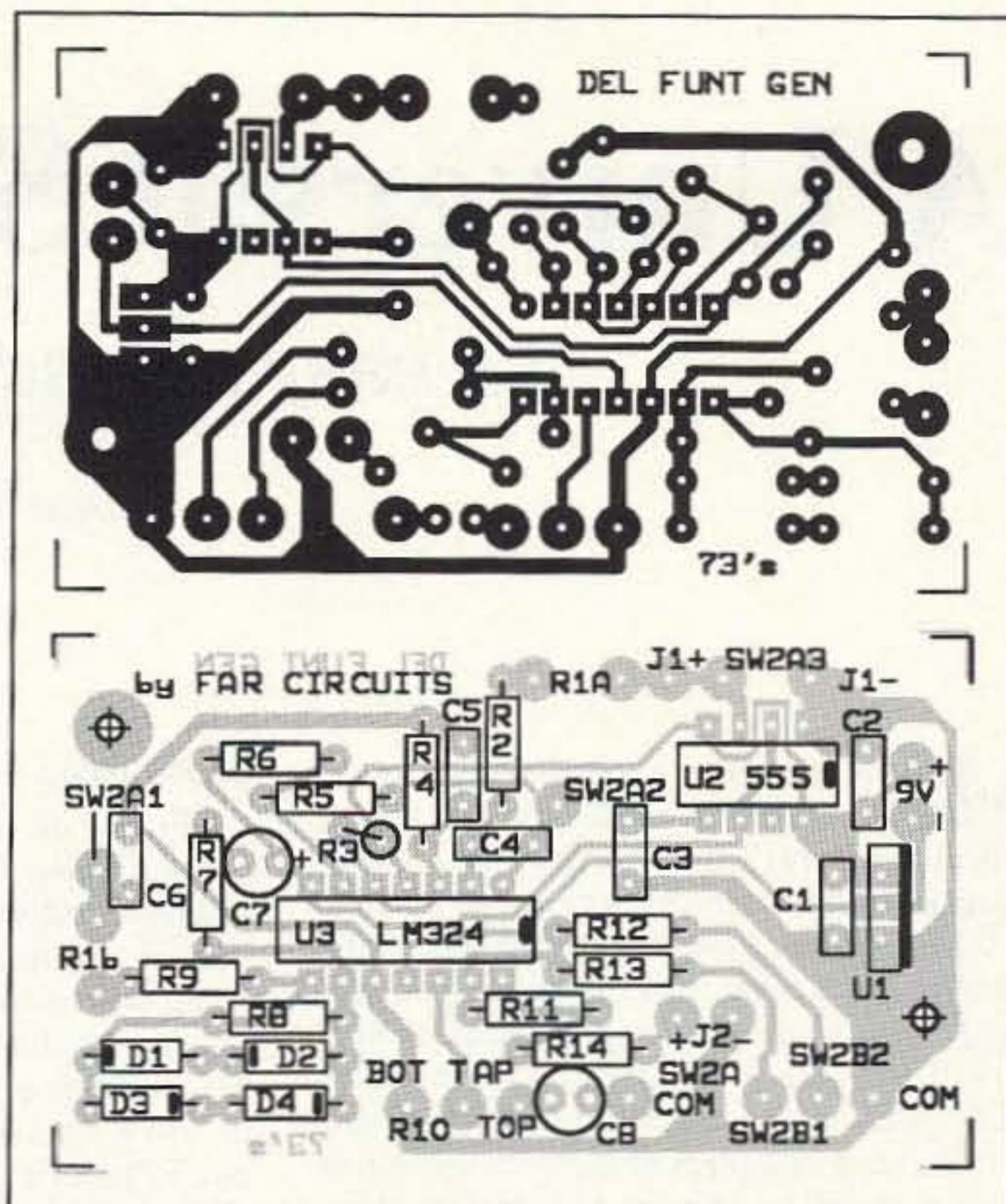


Figure 2. PC board pattern and parts placement.

Parts List

C1-C6	0.047 μ F	272-134
C7,C8	10 μ F	272-1025
R1	100k stereo volume	271-1723
R2,R9,R13	1k, 1/4W	271-1321
R3	15k, 1/4W	271-1337
R4-R7,R11	10k, 1/4W	271-1335
R8	22k, 1/4W	271-1339
R10	100k audio pot	271-1772
R12	3.3k, 1/4W	271-1328
R14	100 ohm, 1/4W	271-1311
D1-4	1N914, 1N4148 etc.	276-1122
SW1	SPST pot switch	271-1740
SW2	2-pole, 6-position	275-1386
U1	7905 -5V regulator	See Note 1
U2	555 timer	276-1723
U3	LM324 quad op amp	276-1711

Note 1: The 7905 regulator is not normally stocked by Radio Shack, although it can often be found in their "Regulator Assortment" 276-1660. It's also generally stocked by most mail order houses.

Drilled and etched PC boards are available from FAR Circuits, 18N640 Field Ct., Dundee IL 60118 for \$4.50 plus \$1.50 S & H.

Switch SW2a, one section of a two-pole, three- (or more) position switch, is used to select the square, triangle, or sine wave to be buffered. The gain of the buffer is set by R10, a 100k log taper volume control pot. The circuit on/off switch SW1 may be integrated into R10. Since the amplitude of the square, triangle, and sine waveforms at Sw2a are not equal, the second section of SW2 is used to scale the gain of the U3d buffer so that the amplitudes of the three waveforms are roughly equal at the output.

A 7905 voltage regulator, U1, creates a stable 5 volt source for the 555, as well as the split (+5, -4 volt) supply required by the op amp.


Give this project a try. I can think of worse ways to spend a rainy weekend afternoon than building a simple, inexpensive project that has as many uses as this one. **73**

"Our products speak... for themselves"

DIGITAL VOICE RECORDER

AudioQ218

- ✓ UP TO 218 SECONDS RECORD TIME
- ✓ UP TO 8 MESSAGES
- ✓ 4 SAMPLE RATES
- ✓ SPEAKER OUTPUT
- ✓ LO LEVEL OUTPUT
- ✓ 4 MEG OF RAM
- ✓ LO POWER
- ✓ TX ENABLE 400ma
- ✓ BATTERY BACKUP
- ✓ 8-15v DC OPERATION
- ✓ SMALL SIZE 2.5" X 2.5"



NOT A KIT
\$149.00
PLUS S+H

REPEATER CONTROLLER VOICE ID'er--KE2AM VER B

SEE REVIEW OF VERSION A
JUNE 1991 ISSUE OF 73 MAG.

- ✓ DIGITAL VOICE ID
- ✓ BATTERY BACKUP
- ✓ TIME-OUT TIMER
- ✓ TX HANG TIMER
- ✓ AUDIO MIXING
- ✓ ID TIMER
- ✓ MUTING
- ✓ TX ENABLE 400ma
- ✓ COR OR SQUELCH KEYED
- ✓ 8-15v DC OPERATION
- ✓ SMALL SIZE 3.2" X 3.4"



NOT A KIT
\$119.00
PLUS S+H

Both units are fully assembled and tested.
Full documentation is included.
For more information, call or write.

GET-TECH
201 RILEY ROAD
NEW WINDSOR, NY 12553
(914) 564-5347

NO MORE GUESSING WITH ANTENNA COMPARISON PERFORMANCE. The New "DIGI-FIELD" instrument has an extraordinary frequency response, DC to 12 GHz. "DIGI-FIELD" can be used as a sniffer for 60 cycle noise sources, as well as intensity detector of microwave oven leakage. With visual clear reading, you can make your own calibration. Use for radiation gain/loss measurements, antenna patterns, polarization, adjustments, helps to detect TVI, portable phones, car alarm transmitters, etc. Designed to be used with its own telescopic antenna or external antenna with PL 259 connector. Detector or output connector for AM. "DIGI-FIELD" has a 3 1/2 LCD display with (9V) low battery indicator. Available in the normal model "A" or the NEW ultra sensitive model "B".

For only **\$119.95** this could be the answer and the solution to your RF problems.

IC ENGINEERING

16350 Ventura Blvd., Suite 125, Encino, CA 91436

Info Phone: 818-345-1692

Fax: 818-345-0517 800-FIELD-58

Orders Only: 1-800-343-5358



CIRCLE 293 ON READER SERVICE CARD

A Universal Speech Processor

An easy upgrade for your transceiver.

by Bob Roehrig K9EUI

Most of the more expensive HF transceivers today have some form of speech processing. Less expensive rigs have either marginally effective processors or none at all.

Older radios, especially tube-type units such as Drake, Swan, and Collins, do not have any processing at all. Over-modulation protection, if any, is accomplished by means of an ALC circuit. Many hams (believing that ALC is to be used as a form of compression) drive their units well up into the ALC region on the meter. Some rigs that have ALC have no means to monitor its operation. ALC is intended only to protect from over-modulation on occasional peaks. The ALC indicator should just barely show action once in awhile. An ALC circuit is not a substitute for a speech processor.

Unless you have a fancy "high-end" rig with a decent internal processor, it is well worth the time to construct an outboard unit. QRP enthusiasts who operate SSB can get the most out of a low power rig with the use of an effective processor.

Construction

The unit described here is an easily-assembled processor that can be used with any rig available today. Its small size even makes it possible to install the unit inside some rigs, rather than in a separate box.

I chose to build my processor in a mini-box so it could be used on several rigs. (I also plan to add a keyer circuit for CW in the same box.) The circuit was assembled on a small piece of "hobby board" from Radio Shack. A drilled and etched PC board for this project is available for \$4.25 plus \$1.50 S&H from FAR Circuits, 18N640 Field Ct., Dundee IL 60118.

The input circuit of the processor consists of an op amp with a voltage gain of 10 and has an input impedance of 100k. This should accommodate almost any type of microphone in use. The output of this stage is adjusted by R5.

Diodes D1 and D2 rectify the audio signal. The DC voltages are filtered by C3 and C4. These capacitors also determine the time constant of the circuit. The voltage from the rectifiers is applied to diodes D3 and D4 to forward bias them. These diodes act as variable impedance devices. The higher the voltage applied to them, the more they "turn on," shunting more of the audio signal to ground.

Capacitors C5, C6 and C7 isolate the DC levels from the audio portion of the circuit.

The output amplifier performs two functions: It has a gain of 10 to make up for losses in the processor part of the circuit, and also transforms the relatively high impedance of the processor to a lower impedance so the processor cannot be loaded down. R13 is the output level adjustment.

Power decoupling is accomplished by R14 and C9. R1 and R2 form a voltage divider to properly bias the op amp inputs at half the supply voltage. The supply voltage is not critical. Anything between 6 and 24 volts can be used. Stage gain remains constant, regardless of supply voltage. The supply must be well filtered to eliminate hum. With a 12 volt supply, the average current drain is only 2 mA, so the unit can easily be powered from a small 9 volt battery.

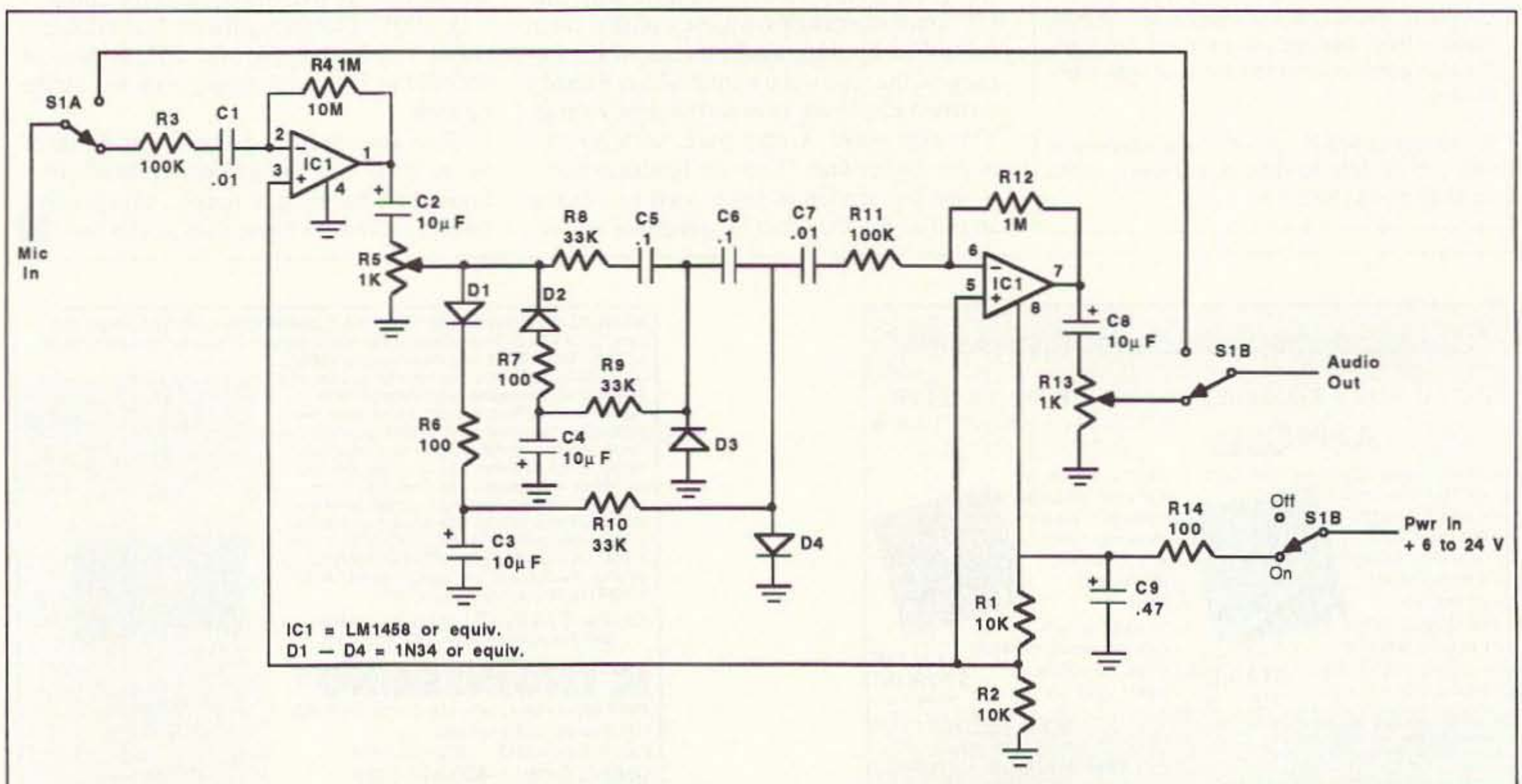


Figure 1. Schematic for the Universal Speech Processor.



\$49.95!

THE POWER STATION

The POWER STATION is a 12V x 6.5 AmpHr gel-cell battery complete with voltmeter, wall charger and a cord for charging via automobiles. It will power most HT's at 5 Watts for 2-4 weeks (depending upon how long-winded you are). Also VHF, UHF, QRP, or HF, mobiles such as the KENWOOD TS-50 (at 60W). There are no hidden costs, all you need is your mobile or HT power cord or cigarette lighter adapter.

The POWER STATION provides 12V from a cigarette plug and has two recessed terminals for hardwiring. A mini-phone jack with regulated 3V, 6V, or 9V output can be used separately for CD players, Walkmans, etc. THE POWER STATION can be charged in an automobile in only 3 hours, or in the home in 8 hours. The charger will automatically shut off when the battery is completely charged, so you can charge it even when it has only been slightly discharged, (unlike Ni-Cads that have memory). Our charging circuit uses voltage sensing circuitry, other brands are timed chargers which always charge the battery a full cycle, this damages their battery and shortens its' life if it only needs a partial charge. The POWER STATION has a voltmeter that shows the exact state of charge of the battery, not worthless idiot lights that tell you "YOUR BATTERY IS NOW DEAD." The voltmeter can even be used to measure voltages of other sources.



To order, send check or money order for \$49.95 + \$6.50 for shipping, along with your shipping address and telephone number to:

Joe Brancato
THE HAM CONTACT
 P.O. Box 3624, Dept. 73
 Long Beach, CA 90803.

If you wish more information please send a SASE to the above Address. For COD orders, call (310) 433-5860, outside of CA call (800) 933-HAM4 and leave a message.

CIRCLE 384 ON READER SERVICE CARD

Subscribe to
73 Amateur Radio Today
 Call
800-289-0388

UHF REPEATER

Make high quality UHF repeaters from GE Master II mobiles!

- 40 Watt Mobile-Radio \$199
- Duplexing and tuning information \$12
- Information without radio \$40

Versatel Communications

Orders 1-800-456-5548 For info. 307-266-1700
 P.O. Box 4012 • Casper, Wyoming 82604

CIRCLE 259 ON READER SERVICE CARD

PAY TV AND SATELLITE DESCRAMBLING • 1993 EDITION •

Includes programming cable box chips, hacking B-MAC, wireless cable (MMDS) descrambling, bullets, PLUS fixes and much more, ONLY \$18.95. Other **PAY TV and SATELLITE DESCRAMBLING** volumes; Volume 1 (BASICS), 1989, 1991, and 1992, \$15.95 each. Different turn-ons, bypasses, ECM's, schematics and counter ECM's in each. **THE COMPLETE WIZZARD**, using the VCI data stream, \$15.95. Any 3/\$32.95 or 5/\$54.95. **SCRAMBLING NEWS** monthly, keep up with the latest in satellite and cable descrambling. Everything that's new \$32.95/yr. **OUR BEST DEAL**, (everything here) the video and much more for only \$129.95. New catalog \$1.

SCRAMBLING NEWS

1552 Herzel Ave., #123, Buffalo, NY 14216
 Voice/FAX (716) 874-2088. Add \$5 for COD

CIRCLE 36 ON READER SERVICE CARD

Sophisticated repeater control solutions at affordable prices

FF-800 Repeater Controller

- All features remote programmable via DTMF or serial terminal interface (300 to 9600 baud).
- 4 user definable TX/RX ports.
- Control RX and Local mic inputs.
- Built-in autopatch with 250 slot autodialer.
- Control via telephone
- 7 logic outputs and 2 logic inputs.
- 64 macros for custom command sequences.
- Texas Instruments TSP53C30 speech synthesizer for clean, understandable speech.
- Digital level controls for receiver ports and tones.
- 8 user programmable courtesy tones.
- 8 voter logic inputs - select courtesy tone on last RX or most active RX.
- Battery backed real-time clock and scheduler.
- Available peripherals:
 - **FF-899** for IC901/900, Yaesu CAT, ICOM HF, Kenwood HF, and Doug Hall interface. (to be announced).
 - **FF-8070** Digital Voice Recorder - Playback voice ID's, function annunciators, and user mail box. Only \$275.00 plus S & H (includes 168 seconds of memory, expandable on board to over 10 min.)
- Transorb circuit protection on power and phone line.
- Plus much more! Only \$675.00 plus S/H.
- Optional 19" rack chassis with display \$199.95 plus S/H.

FF-8070S Stand-Alone Digital Voice Recorder/Repeater Controller

- Operates with any repeater controller or as stand alone unit.
- One repeater port and one link port.
- Optional autopatch interface (to be announced).
- CW ID or digital voice
- Programmable timers for time out, courtesy delay, and hang time.
- Up to 8 rotating DVR IDs and 4 rotating DVR tail messages.
- Mail box voice messaging system with user recorded prompts - can store up to 15 messages of 20 seconds each.
- Battery backup connector for user supplied battery for maintaining DVR tracks during power outages.
- 168 seconds of factory installed memory, expandable on-board to over 10 minutes.
- \$295.00 plus S/H. Additional memory \$3.99 per mega-bit (1 mega-bit=20 seconds of recording).

All products come with a 30 day money back guarantee and a 1 year warranty on parts and labor.

FF SYSTEMS

P.O. BOX 2363, ROLLA, MO 65401
 (314)-368-3716

COD, Prepay, Check, MO

"AFFORDABLE REPEATER CONTROL SOLUTIONS"


CIRCLE 344 ON READER SERVICE CARD

Personal Autopatch

Make and receive telephone calls from your mobile or HT with your own personal autopatch. Connect to phone line and transceiver microphone, PTT, and speaker jacks.



NEW! Now with memory backup.



- Full duplex or simplex with courtesy beeps.
- Programmable local and long distance codes.
- Automatic CW identification.
- Microprocessor controlled timeout protection.
- Controlled by VOX or carrier detect.
- Regenerated DTMF or pulse dialing.
- Separate external remote control output.
- 1.5" H x 4.6" W x 5.05" D shielded metal cabinet.

Personal Autopatch SDP-600 \$249.95

12Volt power adapter 11.95

Shipping and handling \$5 in US, \$15 foreign.



30 day money back guarantee.
90 day warranty.



j•Com 793 Canning Pkwy · Victor, NY 14564
(716) 924-0422 · Fax (716) 924-4555

CIRCLE 39 ON READER SERVICE CARD

BASIC REPEATER INTERFACE ONLY \$50!

Have your own repeater or link system!

Easy repeater setup without modification to your radio gear, simply plug in and go! Ideal for emergency or portable/mobile repeaters! The BRI-2 works with ANY receiver (or scanner) and ANY transmitter. Super sensitive VOX operation makes setup quick. Includes Hang and timeout timers. Passive audio interface for clean audio. Only 4.5" x 3.5" x 1.5" and choice of 12 VDC or 9V battery power (please specify when ordering). ORDER BRI-2 \$50.

For bi-directional links order our BRI-2-DUAL model which contains two of the above in one box. ORDER: BRI-2-DUAL \$85

The BRI-2-RB has a built in "remote base" interface so you can link your repeater with other frequencies or repeaters. Simple and easy to use. ORDER: BRI-2-RB \$85

MANY MORE PRODUCTS. CALL/WRITE FOR INFO!
ELECTRON PROCESSING, INC. (616) 228-7020
P.O. BOX 68 CEDAR, MI 49621

Please add \$5 ship/handl US, \$8 Canada/AK/HI MI,NY add sales tax also.

Shareware Super-Pak \$24.95 K-Quest Software Solutions MS-DOS hard disk systems Fantastic 12 Program Collection

- Lan-Link sensational packet program NEW vers 2.0
- LOG-EQF slick NEW logger with Kenwood rig control
- GeoClock superb gray line program- NEW vers 4.5
- BAND-AID III terrific propagation forecaster & more
- HyperLog great logger with Cluster & rig support
- PC-TRACK full color graphics satellite/oscar tracker
- CT v6.14 best known contest logger Outstanding!
- MAPPER comprehensive DX propagation forecaster
- HAMCLOCK get local time around the world instantly
- SuperMorse learn or improve CW skills - Excellent
- PACKET5 super NEW packet program from Australia.
- RF TOOLBOX easy menu driven amateur calculator

TO ORDER: Send check or money order, specify 5¼ or 3½ disks. Foreign orders add \$5 shipping. Visa/MC OK Texas residents add \$1.81 tax - Full 30 Day Warranty
P.O. Box 92877 - Southlake, TX. - 76092
817-421-0560

Write or Call for our free software catalog

CIRCLE 46 ON READER SERVICE CARD

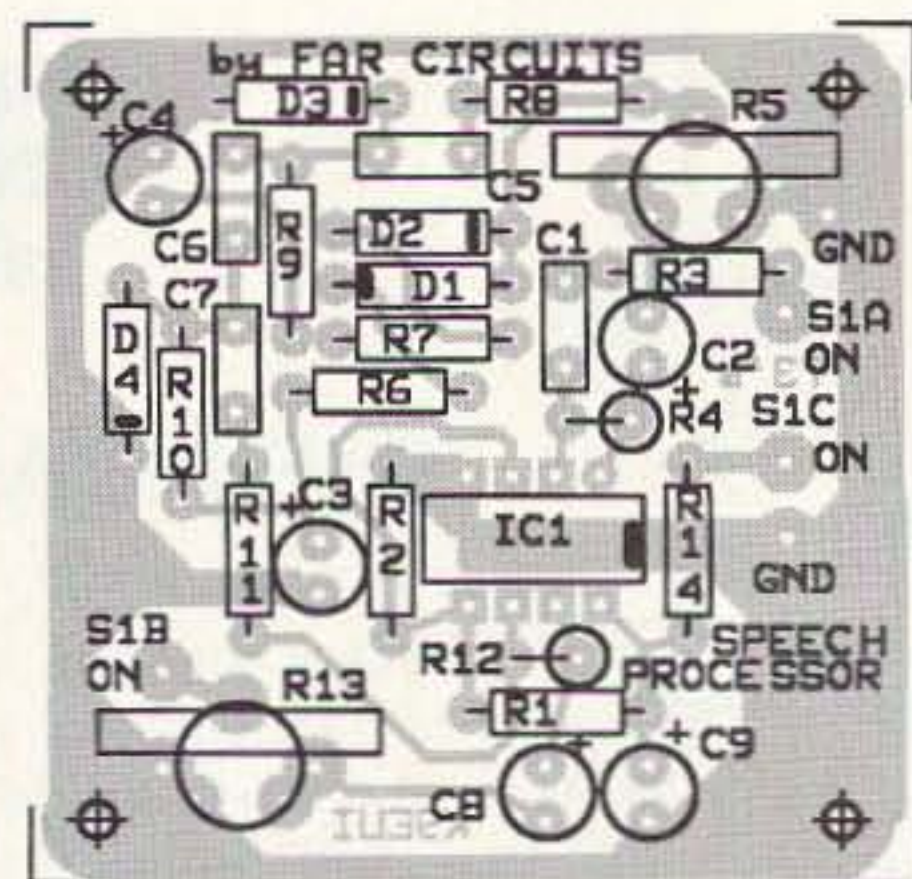
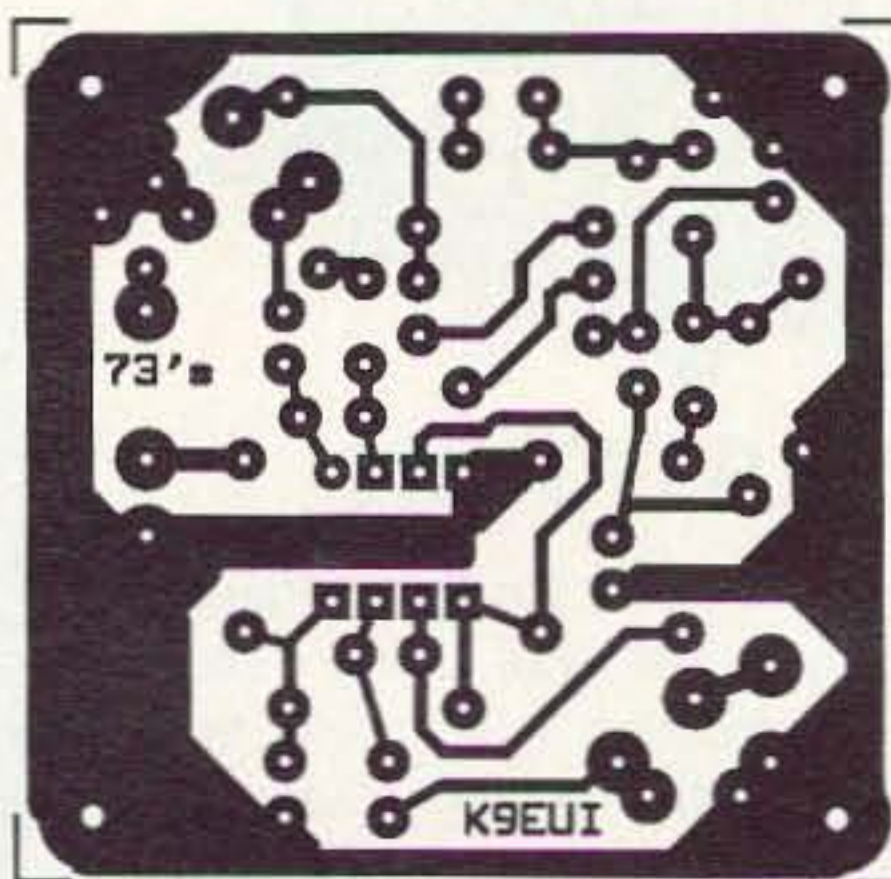


Figure 2. PC board pattern and parts placement for the Universal Speech Processor. A drilled and etched PC board for this project is available for \$4.25 plus \$1.50 S & H from FAR Circuits, 18N640 Field Ct., Dundee IL 60118.

Adjustment is best performed with the aid of a scope but can also be done with a high impedance meter (VTVM or FET input meter or DVM).

Connect the scope to the output (wiper) of R5, or connect the meter across C3. When the word "FOUR" is spoken into the mike at a slightly lower than normal level, adjust R5 so the scope indicates about 200 mV peak-to-peak, or the meter reads about 50 mV. At a normal level the scope should not peak over 2 volts peak-to-peak, or the meter should be less than 1 volt.

Compression starts at about a level where the meter reads 50 mV. At levels above 100 mV the output remains constant. With a sine wave applied to the input, the output remains sinusoidal until the voltage across C3 reaches about 3.5 volts. In other words, with a variation of from 1 to 6 volts peak-to-peak at the output of R5, the output level remains constant and does not clip.

R13, the output control, is adjusted so that with normal speech the mike gain control on the rig is at its normal position.

A word of caution here. While there is a constant output level for an input variation of 30 dB with a signal generator source, this does not mean you can operate your rig so its meter reads maximum output. A signal generator is not the same as speech! Because the attack time of the processor is not instantaneous, there is some overshoot at the beginning of

speech input. Final analysis should be done with the aid of a scope that is monitoring the RF output of the rig. Unless you can determine peak modulation levels in this manner, do not hit peaks as indicated on your rig's meter, greater than half your normal maximum available power.

In addition to increasing the average modulation percentage, this processor also helps intelligibility by tailoring the frequency response. At 300 Hz, the response is down 6 dB. Low frequencies in the voice range waste energy and should be reduced, especially if you have a bassy voice.

Signal Quality

I have found that it is very difficult to get valuable information about the quality of my signal from anyone listening to it. If you tell someone that you are using a processor, chances are they will tell you it sounds bad no matter how well it is working.

A good way to judge the quality of your signal is to operate the rig into a dummy load and pick it up on another receiver. If necessary, attenuate the RF signal into the receiver so it stays below S-9. Record the received signal on a good quality tape recorder and listen to the results. Reduce the RF level into the receiver to S-5 or less and record the results again, with and without the processor, for comparison. If you are pleased with the results, so should everyone else who hears you.

Parts List

Component	Description	Radio Shack #
IC socket	8-pin DIP	276-1995
IC1	1458 Dual Op Amp	276-038
D1-D4	1N34 or equiv.	276-1123
C1, C7	0.01 µF	272-1065
C5, C6	0.1 µF	272-1069
C2, C3, C4, C8	10 µF	272-1436
R1, R2	10k	271-1335
R3, R11	100k	271-1347
R4, R12	1 MEG	271-1356
R5, R13	1k pot	271-280
R6, R7, R14	100 ohms	271-1311
R8, R9, R10	33k	271-1341

Stacking UHF Antennas

Get gain with less pain.

by Ronald Baker WB4HFN

Venturing into amateur television or "ATV" for the first time presented me with new and exciting challenges. Not only was I operating at unfamiliar frequencies; I also had to deal with the greater bandwidth needed for video transmission. The most important consideration for me was the antenna system.

Towers and large obtrusive antennas are not allowed in my subdivision. Next to a good antenna system, overall height is the most important factor. For my application, height was not a problem since I live on a hilltop several hundred feet above average terrain. My problem was to design a good antenna system that would be physically small and still provide adequate gain.

Design

In talking with other hams operating ATV, the general recommendation was: "The higher the better, using the biggest antenna you can rotate." Antenna-wise, most of the operators were using antennas with gains of 13.5 dB to 18 dB. Researching various antennas, I found that for the required gain the boom length is 10 to 20 feet. That length would be too obtrusive for my neighborhood. To solve this problem, I set out to design and build an antenna system that would give me a minimum of 14 dB gain with an overall boom length of under five feet.

Not knowing a lot about VHF/UHF antenna design, I first looked at various antenna manufacturers and discovered that Cushcraft makes a beam that covers the 430 to 440 MHz band, with 11.5 dB gain, and a boom length of four feet. It seemed to fit my requirements, except for the gain.

I erected a system using this antenna and found that it performed well, but the lack of gain was very noticeable. The antenna match right out of the box was almost perfect. I measured very low standing wave or reflected power with a Bird model 43 wattmeter at 432 MHz. At this point, the on-

ly thing I needed was more gain. One way to quickly get an additional 3 dB would be to stack two antennas together. Since the antennas are vertically polarized, stacking would eliminate the need for a Fiberglas mast. Normally, a metal mast going through a vertically mounted beam tends to distort the radiation pattern and can affect the overall gain, especially at VHF/UHF frequencies.

There are many different types of UHF beams on the market today, but most are not

the 430 to 440 MHz range. This is the SSB portion of the band and is shared with the upper half of the ATV band. This segment of the band is usually where you will find ATV repeater input frequencies, which will present a good match to your ATV transmitter.

Signal loss in the 420 to 430 segment was noticeably greater. This segment is usually reserved for the ATV repeater transmitters, which have the signal advantage over an individual station. Also, receive signal loss can be further minimized by using a good RF preamp, preferably mast-mounted. Most ATV operators will tell you that using a good RF preamp is essential, no matter what type of antenna design you use.

When it came to stacking UHF antennas, I thought it a simple matter to mount two antennas, hook up a phasing harness, and attach the feedline, WELL . . . ALMOST! Mounting the antenna was a simple task. Using a "T" configuration mast I mounted the antennas on each end with 26 inches separation, as specified by the manufacturer. The actual separation between antennas varies with the type of antenna and boom length. Figure 1 shows the overall construction.

The antenna phasing harness presented an interesting challenge. I had two options for a harness: Purchase one or construct my own. Spending \$50 for a ready-made harness consisting of four coax connectors, one "T" connector, and a few

feet of RG-59, was totally out of the question. Not knowing much about phase harness construction, I hit the books for information. I was surprised to find little information available, and what I did find was vague, with no clear-cut answers. I even contacted the antenna manufacturer where I received a few suggestions, but again nothing definite.

With all the discussion and reading, I was able to determine the length of the cable. The cable from the "T" connector to the an-




Photo A. The stacked UHF antennas.

suited for ATV operations. Most commercially available antennas are designed for the FM portion of the band between 440 and 450 MHz. This type of antenna works well at the designed frequencies, but performance in the 420 to 430 MHz region is compromised because the element length is too short for a proper match. Operating ATV, you will quickly learn that every dB of gain or loss affects picture quality. The Cushcraft model 432-11 antenna is still a slight compromise because it's designed to operate in

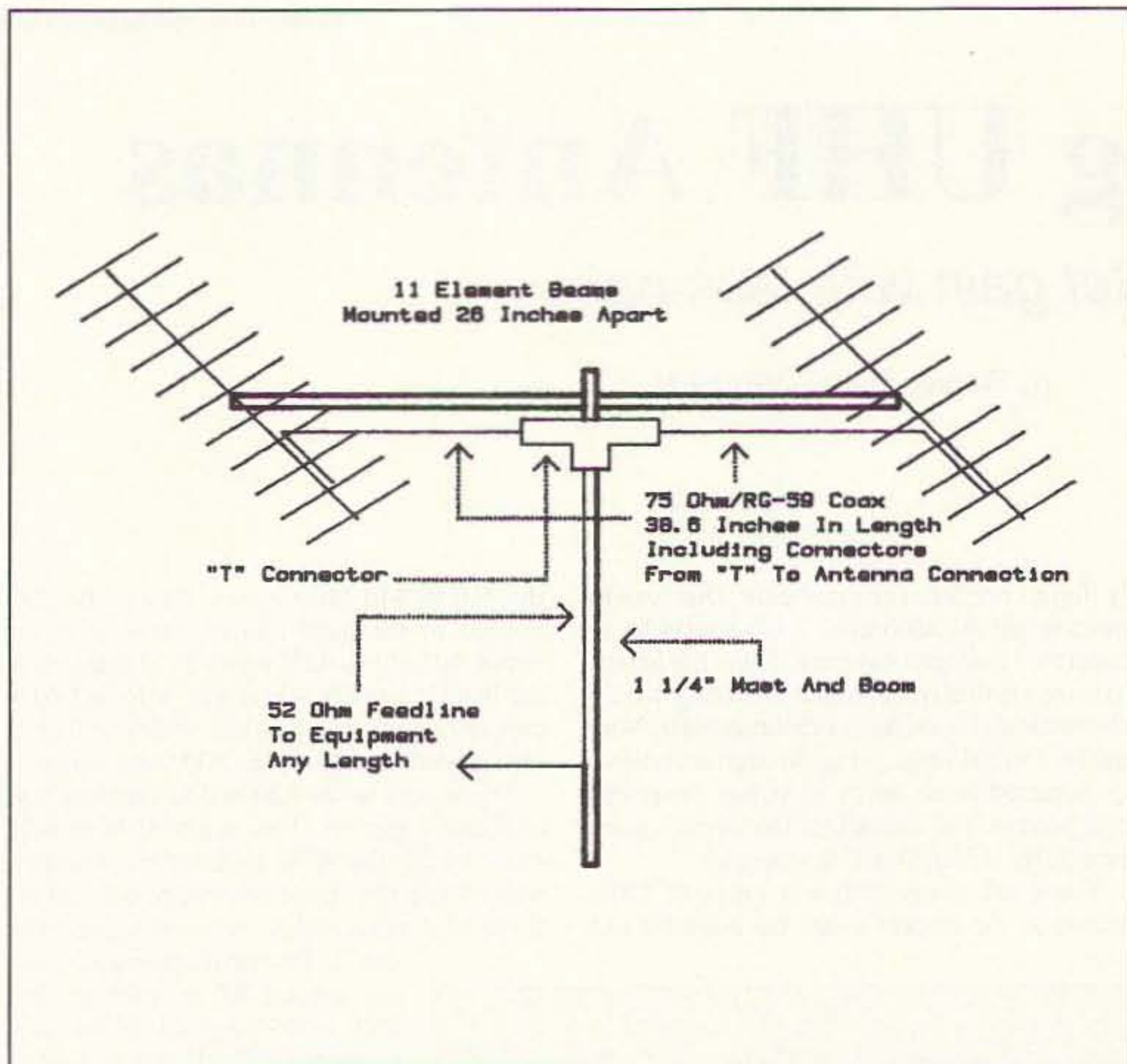


Figure 1. Final assembly detail.

tenna must be an odd multiple of a quarter wavelength, minus the length equal to the propagational delay of the cable. Propagational delay is a comparison expressed as the percentage of the time it takes for signal to travel through coax to the time it takes to travel the same distance through free space.

The cable length, including connectors, must be the same on both sides of the "T" connector. The feedline to the "T" connector from your equipment can be any length.

For example, let's use the frequency 432 MHz and RG-59 75 ohm cable.

Our formula is: $CL = MQW \times PPD$

CL = the length of the coax cable in inches, including connectors from the "T" connector to the antenna.

MQW = the odd multiple of a quarter wavelength in inches, at the operating frequency.

PPD = the coax propagational delay, which for RG-59 is 85%. In the formula this number is expressed as a decimal number.

First, determine the quarter wavelength of the operating frequency using the formula:

Quarter wavelength in inches = $2808 / \text{frequency in MHz}$

In our example: Quarter wavelength = $2808 / 432$

Quarter wavelength = 6.50 inches

Next, determine the length of coax needed between the "T" connector and the antenna. For my project I needed a minimum of 35 inches of cable to make the connection from the "T" connector to the antenna. I chose to use the seventh multiple, which gave me an

overall length of 45.50 inches. Next, we multiply this number by the coax propagational delay of 85 percent, as shown below.

$$CL = MQW \times PPD$$

$$CL = 45.50 \text{ inches} \times 0.85$$

$$CL = 38.67 \text{ inches}$$

As shown in our formula, the proper coax length for the phasing harness is 38.67 inches from the "T" connector to the antenna. This measurement is tip-to-tip, with connectors as shown in Figure 2.

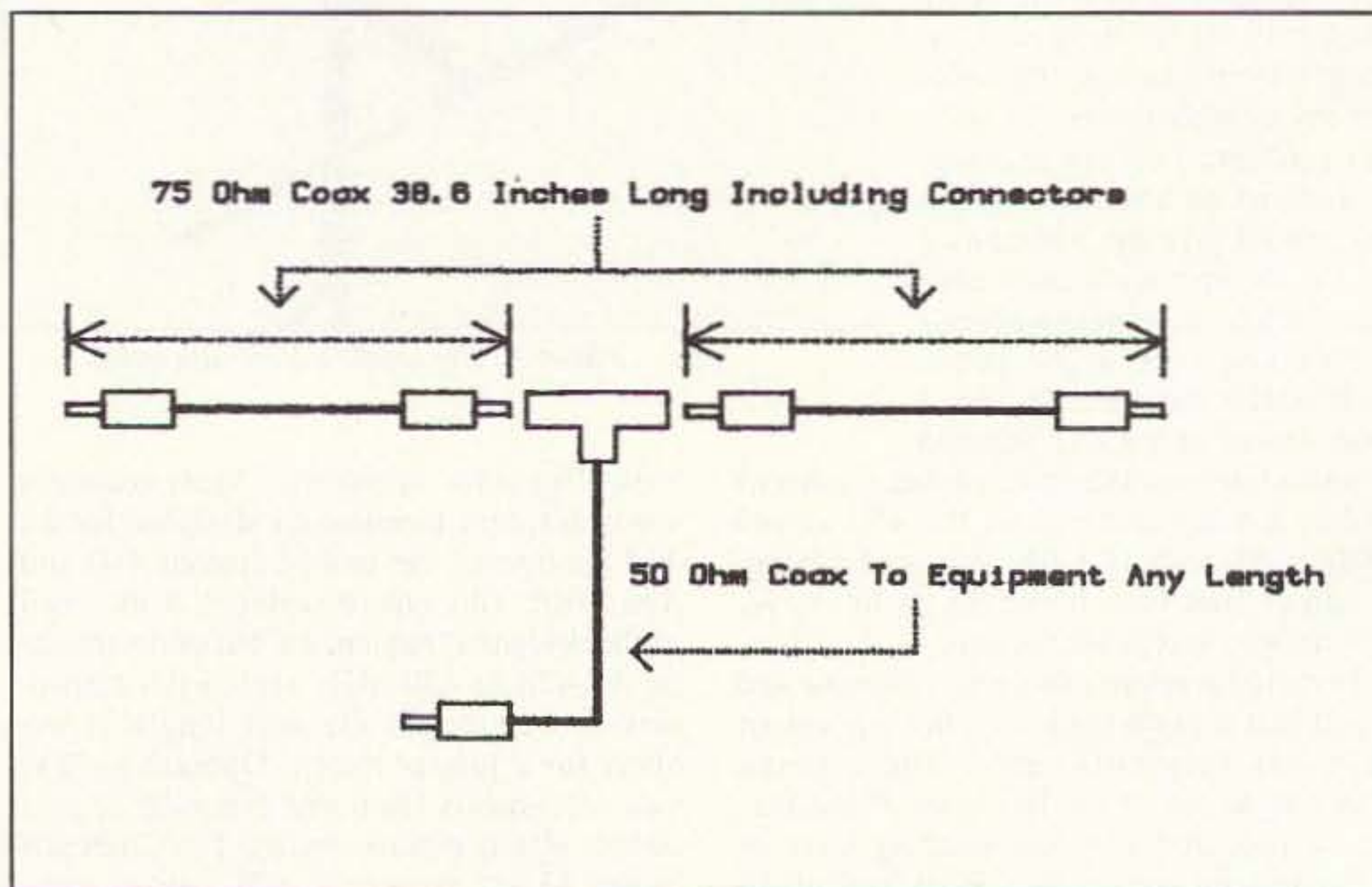


Figure 2. Phasing harness detail.

Tuning

Tuning the antenna system is a simple task. You must use a power meter or SWR bridge designed for UHF, such as the Bird Model 43. The meters designed for HF and even 2 meters are usually not accurate at UHF frequencies.

After the antenna system has been assembled and mounted on the "T" shape boom, tune both antennas individually for minimum reflected power or SWR. In this step the coax from your equipment is connected directly to the antenna. The phasing harness is NOT connected.

After both antennas are properly tuned individually, connect the phasing harness to the antennas as shown in Figure 1. If everything is tuned properly and the harness is cut correctly, the SWR should still be good, but slightly higher than the reading you had with each antenna individually. At this point, all further adjustments to fine-tune the antenna array can be made by adjusting only one antenna. It doesn't make a difference which one you use to make the adjustments—the important thing is to adjust only one antenna. I tried various methods of adjustment and found that this method works the best.

Overall antenna performance in the upper portion of the band was very good, considering the antenna's size. The manufacturer antenna gain specification for this design was 16.8 dB. Even though I feel this may not be a realistic figure, there was a definite improvement over a single antenna of the same type. In comparing this design with the larger ATV antennas, it performed very close to the antennas in the 10 to 14-foot range that give between 14.2 to 14.8 dB gain.

If you need a good antenna system on ATV and have space limitations, this design works well. At UHF frequencies, height above average terrain is extremely important. Even the best antenna system performs poorly if you're looking into trees, hills or nearby structures. 73

Radio City inc. ... Presents

The Vacation Spotlight

ALINCO
ELECTRONICS INC.

Breaking the
Price Barrier!

DJ-162TD

Page 8B

\$191⁵³



**Buy
Early
Beat the
6/30/93
Price Increase!**

FT-890AT



with coupon

\$1191⁹⁷

Page 4B

FT-470



with coupon

\$336⁷⁶

Page 5B

YAESU

NEW

**Telex Hy-gain
Products
in Stock**

Perfect
ortable For
acket &
icnics

ICOM
IC-229A
Mobile



Page 3B

**Break
through
Pricing!**

Close Out

\$297⁵⁰

**Phone
Hours**

1-800-426-2891

M-F 8 am-8 pm

Sat. 10 am-5 pm

CST

\$4⁹⁰
For
Air*

Check Us Out

- Warranty Service
- \$4⁹⁰ Air Charge*
- Credit Cards Accepted
- Extended Phone Hours
- Orders Placed by 1:00 pm, shipped same day

* up to 12 lbs. in Continental USA

**Call For
New
Catalog**

Authorized Factory Warranty Center

We offer factory authorized warranty service for Icom, Kenwood and Yaesu. We service all makes and models. Our customers may send any product requiring service to us, and we will handle it for them. This is a one-stop service that keeps our customers having more fun than hassel in this hobby.

If you need a custom cable for packet and don't have time to make it, let us do it for you. C.A.P. & M.A.R.S. mods are also done here for authorized ham's. All these extra services are available at reasonable rates.

KENWOOD

**Bonus
Extended
Case Offer**

See Page 7B

Satellite City ... Now

Radio City inc.

1-800-426-2891

2663 County Road I, Mounds View, MN 55112
Metro: (612) 786-4475 • Nat'l Watts: 1-800-426-2891 • FAX: (612) 786-6513
Store Hours: M-F, 10:00 am- 8:00 pm, Sat., 10:00 am - 5:00 pm
Phone Hours: M-F, 8:00 am - 8:00 pm, Sat., 10:00 am - 5:00 pm

Expires July 31, 93

Prices subject
to change
without notice.

1B

Radio City inc. ... Presents Icom in the Spotlight

ICOM



\$1299⁹⁵

IC-737

This advanced transceiver features DDS, dual antenna ports, dual VFO display, 101 memories, internal antenna tuner, built-in keyer and 105 dB dynamic receive range. Join the DX scene with the latest design.

ICOM

IC-3230H



\$699⁹⁵

Get ahead with dual band superiority. Even though it is loaded with many attractive functions for complete dual band capability, it is compact. Like a mono-band transceiver, it fits anywhere, in any vehicle. 36 memories, DTMF microphone, 3 power levels, and much, much more.

Power Cords

CP-12 & CP-13

Select from a wide variety of power cords to expand your fun in more locations.

\$20⁰⁰



DC cables for mobiles, OPC-044A, 044B, 025A from \$11.99-16.50

Full Service
Factory
Authorized
Center

ICOM

IC-W21AT

This new dual band handheld transceiver offers unsurpassed performance and the kind of innovative features amateurs have come to expect from Icom. From the unique new whisper function, auto-output power selection to many other trendsetting features, so impressive you'll want to experience it for yourself. This radio sports 70 memories, pager, CTCSS, and many other features.

IC-W21A

The IC-W21A shown at right provides all the same features as the IC-W21AT above in a new uncluttered front panel design. The DTMF keypad functions are integrated into the control knob and the "S" key.

IC-W21AT

\$509⁹⁵

IC-W21A

\$479⁹⁵



HM-46/L
\$35.00

HM-54

\$51⁰⁰



Icom Speaker
Microphones

Icom Microphone



Features PTT, up-down control, lock and dual output cables.

\$89⁹⁵

ICOM

Limited Supply
\$432⁹⁵

IC-W2A

A return to design fundamentals has produced something truly unique in dual band FM transceivers. Even though it's the smallest in its class, it's packed to the limit with features to expand your fun--out of doors, on the road or at home.



ICOM

\$769⁹⁵

IC-2410H

This radio can simultaneously receive 2 frequencies in the same band. Combine this breakthrough with simultaneous dual band receive capability, speech processor, DTMF, and you have a list of features found nowhere else--step ahead with Icom.

ICOM

IC-2iA

This ultra slim size transceiver, is designed for maximum portability and convenience. Including the NiCd battery pack, this slim transceiver can fit in your shirt pocket, or hand bag. CTCSS, clock, and 100 memories are standard features. IC-4iA UHF version available.



\$299⁹⁵

Satellite City ... Now



1-800-426-2891

2663 County Road I, Mounds View, MN 55112
Metro: (612) 786-4475 • Nat'l Watts: 1-800-426-2891 • FAX: (612) 786-6513
Store Hours: M-F, 10:00 am - 8:00 pm, Sat., 10:00 am - 5:00 pm
Phone Hours: M-F, 8:00 am - 8:00 pm, Sat., 10:00 am - 5:00 pm

Expires July 31, 93

Prices subject to change without notice.

2B

CIRCLE 153 ON READER SERVICE CARD

Radio City inc. ... Presents Icom in the Spotlight

ICOM

IC-728



\$909⁹⁵

The IC-728 is a fully equipped compact transceiver. It is equipped with the basic features plus additional functions required for pleasurable HF operation such as passband tuning and a speech compressor. Perfect for mobile operation with bright display and simple controls.

ICOM

IC-229A

Blow Out Price



Limited Supplies

\$297⁵⁰

This feature packed mobile is perfect for car, packet, or portable use. Its tiny size lets it squeeze into most any open space. The memory DTMF microphone, CTCSS encode, 21 memories and blow out price makes this a hard value to pass up. Supplies are limited so hurry!

Team Mate

ICOM
AT-160



Specially designed for use with the IC-728/729. It's fast, compact and light weight. The CPU provides fully automatic antenna tuning.

\$359⁹⁵

ICOM

**Buy Early
Beat the
6/30/93
Price Increase!**



ICOM
GP-22

\$749⁹⁵

Whether your sailing the open seas, hiking in the countryside, or driving down the interstate, this Global Positioning System receiver provides fast and accurate positioning within 15 m RMS. Fits in your pocket.

Icom Microphone



This new high style desk mic features PTT, lock, up-down control, mic gain and low cut switch.

\$135⁹⁵

NEW

Outbacker

This multi-band HF antenna gives classic performance. The antenna features a Tap for each band and is shown with the husky spring mount to bolt to your bumper.

Spring Base \$69.00

\$259⁰⁰



ICOM

\$949⁹⁵



IC-735

The HF All Band Transceiver that you've been asking for . . . the most compact and advanced full-featured radio with general coverage on the market. This classic radio is still available.

ICOM

\$619⁹⁵



IC-R100

Bring the world to your car. Now you can bring a wider world of broadcasting, VHF air and marine bands, AM, FM, WFM modes, emergency services and many more communications into your vehicle. Fully covers all the stations worth hearing in the 500 kHz-1.8 GHz range.

Satellite City ... Now



1-800-426-2891

2663 County Road I, Mounds View, MN 55112
Metro: (612) 786-4475 • Nat'l Watts: 1-800-426-2891 • FAX: (612) 786-6513
Store Hours: M-F, 10:00 am - 8:00 pm, Sat., 10:00 am - 5:00 pm
Phone Hours: M-F, 8:00 am - 8:00 pm, Sat., 10:00 am - 5:00 pm

Expires July 31, 93

Prices subject to change without notice.

3B



Radio City inc. ... Presents



Yaesu in the Spotlight

YAESU

FT-747GX

Perfect Portable Proportions in a full featured 100 watt transceiver. This radio gives rugged light weight performance in your car, boat or cabin (P.S. just right for home too).



\$729⁹⁵

YAESU

FT-2400

This rugged military grade 2 meter mobile provides wide band receive, 3 power output levels, a lighted keypad and 26 memories. Join the fun!



\$359⁹⁵

FT-7400

Has the same great features as the FT-2400 but is designed for the 440 band.

\$449⁹⁵

**Buy Early
Beat the
6/30/93
Price Increase!**

**YAESU
FT-890AT**

**Coupon
\$40.00 off
FT-890 FT-890AT
Expires 8-31-93**

with coupon
\$1191⁹⁷



A fine blend of high performance features borrowed from the FT-1000 and the FT-990 are combined in this affordable transceiver. Pass band tuning, variable notch filter, variable noise blanker and VOX, dress out this 100 watt rig. This model includes a built-in antenna tuner to expand your mobile fun. Great for base operation also.

**Full Service
Factory
Authorized
Center**

Yaesu Filters



Yaesu has a wide variety of filters available to enhance your transceivers performance. Let us help with your selection today.

**Yaesu
Accessories**



**YAESU
MOBILE MOUNT
BRACKET
MMB-20**

Outfit your FT-890 for mobile fun with the MMB-20 mobile mounting bracket. \$26.00

**Yaesu Mobile
Mounting Bracket**

YAESU

\$559⁹⁵

FT-5100



This dual band mobile features 100 memories, cross band repeat, lighted key pad, built in duplexer and a small footprint. Dual watch capability rounds out this 50/35 watt VHF/UHF transceiver. Packet Ready.

YAESU

FT-212

\$329⁹⁵



Small, compact and rugged. This two meter radio is perfect for tight spots and a tight budget.

**Comet
RS-820**

New adjustable low profile trunk lip mount antenna base.

\$36⁹⁵

Comet provides 100's of antenna's and mount designs including mono, dual and three band capability. Call for details.

Satellite City ... Now



1-800-426-2891

2663 County Road I, Mounds View, MN 55112
Metro: (612) 786-4475 • Nat'l Watts: 1-800-426-2891 • FAX: (612) 786-6513
Store Hours: M-F, 10:00 am - 8:00 pm, Sat., 10:00 am - 5:00 pm
Phone Hours: M-F, 8:00 am - 8:00 pm, Sat., 10:00 am - 5:00 pm

Expires July 31, 93

Prices subject to change without notice.



Radio City inc. ... Presents

Yaesu in the Spotlight



FT-416

This new VHF handheld transceiver provides the latest features; auto tone search, automatic battery saver, automatic power off, 41 memories, CTCSS encode/decode, DTMF paging, back lit keypad/display and a choice of two colors (Black/Grey). FT-816 UHF version available.



Black



Grey

YAESU

\$339⁹⁵

YAESU

FT-5200



The removable front panel lets this dual bander fit any installation. It features 50w out on 2 meters, 35w out on 70cm, 32 memories, CTCSS encode, and PAGE mode. The \$50 off coupon lets you enjoy the best for less.

FT-5200
with coupon
\$619.95

with coupon

\$553¹⁴

Coupon
\$50.00 off
FT-5200 FT-6200
Expires 8-31-93

Yaesu Accessories



Yaesu Power Cords

YAESU

with coupon

\$336⁷⁶

FT-470

High tech performance is the name of the game with this full featured dual band handheld. The durable construction lets you take it anywhere and enjoy reliable operation. The unit is equipped with CTCSS, 42 memories, 4 VFO's, and 10 auto dialer memories.

Coupon
\$30.00 off

FT-470 FT-470

Expires 8-31-93



Yaesu Duplexer

Order Now!

Save 1/2 off

FBA-17A Battery Case

\$9.50
Reg. 19.00

with the purchase of

1 of these Accessories

MH-12A ² B	43.00
PA-6	25.00
FNB-17	49.00

Expires July 31, 93

YAESU

FT-411

This full featured handheld provides hours of fun on a small budget with out having to compromise. Check out the wide band receive, 40 memories, dual VFO and much more!



\$289⁹⁵

Comet B-20 B-20NMO

This sporty matte black antenna features a tilt-over design with gain to reach those distant repeaters. Unit shown is attached to the RS-820 mount.



B-20
\$49⁹⁵

YAESU

FT-530

The newest member of the dual band family. This handheld sports auto tone search, 82 memory channels, automatic power off, built-in VOX, dual in band receive feature, built-in cross band repeat function and much, much more.



\$429⁹⁵

Satellite City ... Now



1-800-426-2891

2663 County Road I, Mounds View, MN 55112
Metro: (612) 786-4475 • Nat'l Watts: 1-800-426-2891 • FAX: (612) 786-6513
Store Hours: M-F, 10:00 am - 8:00 pm, Sat., 10:00 am - 5:00 pm
Phone Hours: M-F, 8:00 am - 8:00 pm, Sat., 10:00 am - 5:00 pm

Expires July 31, 93

Prices subject to change without notice.

5B



Radio City inc. ... Presents



Kenwood in the Spotlight

KENWOOD

TS-140S

The perfect entry level HF transceiver. All-mode performance is enhanced by numerous user-oriented features--such as 31 memory channels, a dual-mode noise blanker with level control, CW full & semi break-in, built-in speech processor, and optional automatic antenna tuner, but light enough for DX-peditions and mobile use.



\$869⁹⁵

KENWOOD

TS-450S/AT

A radio that can star in virtually any role with its 100W transmission capabilities on all nine amateur bands. Compact, lightweight construction makes this HF transceiver particularly suited for DX-ing. Rugged reliability is matched with leading edge electronics: automatic antenna tuner, Kenwood's AIP system for improved dynamic range, DDS for fine tuning, and the optional DSR-100 digital signal processor.



\$1309⁹⁵

Kenwood Microphones

Call for great values Now!

KENWOOD



TS-50S

Enjoy high performance communications plus go-anywhere convenience with the world's smallest 100w mobile HF transceiver. It opens up a whole new world for the amateur radio operator. It can be mounted in a vehicle, taken on a DX-pedition, or even permanently installed as a base station transceiver.

\$1019⁹⁵

Bonus



Kenwood Sp-23

Buy the TS-450S/AT before June 30, 93 and receive the SP-23 or the HS-5 Headphone free!

Buy Early

Beat the 6/30/93

Price Increase!

Comet HA-HS

New

This multi-band HF mobile antenna comes factory equipped for 10, 12, 15, 40 meters with 20 meters optional (L14HA). This antenna is rated for 200w input and features a hinged base to ease car porting or parking ramp access. The antenna is shown attached to the RS-820 low profile trunk lip mount.

Options

L14HA
\$34.95

RS-820
\$31.95

\$179⁹⁵

KENWOOD

TR-751A

To meet the ever growing demand for all-mode operations on the move, Kenwood has developed a compact, lightweight transceiver that performs with proficiency. While providing full featured convenience of much larger rigs--including dual digital VFO's, all-mode squelch, and semi break-in--this model is designed to function as well in your vehicle as it does in your shack.



\$619⁹⁵

Satellite City ... Now



1-800-426-2891

2663 County Road I, Mounds View, MN 55112

Metro: (612) 786-4475 • Nat'l Watts: 1-800-426-2891 • FAX: (612) 786-6513

Store Hours: M-F, 10:00 am - 8:00 pm, Sat., 10:00 am - 5:00 pm

Phone Hours: M-F, 8:00 am - 8:00 pm, Sat., 10:00 am - 5:00 pm

Expires July 31, 93

Prices subject to change without notice.

6B

CIRCLE 153 ON READER SERVICE CARD

Radio City inc. . . . Presents

Kenwood in the Spotlight

KENWOOD

TM-241A



This 2 meter FM mobile provides the unmistakably user-friendly operation that people associate with Kenwood, complete with extra-large display, DTMF Microphone, wide band receive and illuminated switches. (For the experienced operator, an option that lets you connect to as many as 4 mobile transceivers by remote control is available).

\$359⁹⁵

KENWOOD

TM-732A



Attuned to the fast-moving world of mobile communications, this dual band transceiver offers a host of advanced features in a compact design. The detachable front panel has a high-visibility LCD display to keep you informed of operational status.

\$589⁹⁵

KENWOOD

TH-78A

\$449⁹⁵

Compact and confident, it sets exciting new standards for portable communications, combining simplicity of operation with a multiplicity of sophisticated features. In addition to built-in DTSS and paging functions, it provides a dual frequency transceiver capability, wide band receive, and a sliding keypad cover, plus many other features.



TH-28A

\$299⁹⁵

This state-of-the-art HT has features including the ability to store both alphanumeric and frequency data in non-volatile memory, AM aircraft, alphanumeric message paging--in addition to DTSS and pager functions--plus switchable dual-band receive. As an added bonus the number of memory channels can be increased to 240 (option).

Bonus Extended

Buy the TH-28/48/78A before July 31, 93 and receive a Deluxe Cordura Soft Case Free!

from Kenwood

Kenwood Accessories



Full Service Factory Authorized Center

Kenwood SMC-33

\$51⁹⁵



Popular Mobile Accessories

DRU-1	Digital recorder	\$119.95
IF-20	Interface for 4 Xcvrs	\$129.95
PG-4J	Extension cable kit	\$47.95
RC-20	Full function remote control head	129.95
TU-7	Programmable encoder	\$42.95
VS-1	Voice synthesizer	\$64.95
TSU-7	CTCSS unit	\$51.95
DTU-2	Digital paging unit	\$24.95
UT-10	10w, 1.2 GHz module	\$499.95
UT-50S	50w, 6 meter unit	\$289.95
UT-28S	50w, 10 meter unit	\$289.95
UT-220S	25w, 220 MHz unit	\$289.95
UT-440S	35w, 440 MHz unit	\$289.95
UT-1200	10w, 1.2 GHz unit	\$359.95
MC-45	Microphone	\$41.95

Kenwood Sp-31

\$84⁹⁵



KENWOOD

New

TM-742A

New VHF/UHF Tri-bander with third band optional. This new transceiver has all the features and advantages of the TM-741 with these enhancements; the unit can separate into three pieces (requires remote cable kit), CTCSS encode built-in, direct frequency entry and can be controlled remotely with DTMF signals from any transceiver.



\$749⁹⁵

Satellite City ... Now



1-800-426-2891

2663 County Road I, Mounds View, MN 55112
 Metro: (612) 786-4475 • Nat'l Watts: 1-800-426-2891 • FAX: (612) 786-6513
 Store Hours: M-F, 10:00 am - 8:00 pm, Sat., 10:00 am - 5:00 pm
 Phone Hours: M-F, 8:00 am - 8:00 pm, Sat., 10:00 am - 5:00 pm

Expires July 31, 93

Prices subject to change without notice.

7B

CIRCLE 153 ON READER SERVICE CARD



Radio City inc. ... Presents



ALINCO in the Spotlight

ALINCO ELECTRONICS INC.

ALINCO ELECTRONICS INC.

DR-600T



\$619⁹⁵

Experience all of today's exciting VHF/UHF FM action with Alinco's DR-600T and enjoy dual band operation at it's absolute best. This powerful and easy to use 2 meter/70cm FM transceiver is jam packed with special features like simultaneous dualband receive, removable front panel, full duplex operation, scanning, DTMF code paging and remote controlled cross band repeating. Your most wanted options are factory installed, thus making it an outstanding value.

ALINCO ELECTRONICS INC.



DR-130T



\$319⁹⁵

Alinco is very pleased to introduce the newest addition to our quality line of amateur radio transceivers, the DR-130T, 2 meter mobile. Engineered with the most advanced technology, it is designed with the beginner and the most experienced ham radio enthusiast in mind! It is powerful, boasting 50 watts in high power transmit to reach those distant repeaters. It is compact and ideal for even the tightest mobile installation applications.



Valor
GM270
GM144

Dual band

\$59⁹⁵

These new on glass antennas have a low profile look and are tunable for low V.S.W.R.

2 meter

\$39⁹⁵

2 meter dual band

ALINCO ELECTRONICS INC.

DJ-162TD

Alinco DJ-162TD is a great hand held featuring 21 memories, wide band receive, paging, CTCSS encode and a top mounted LCD display. This unit is supplied with radio, antenna, alkaline battery case, hand strap, and belt clip.



\$191⁵³



Over 40% off Accessory Kit

EBP-10N	32.95
EDC-21	21.95
EDC-16	14.95
Suggested Retail	\$69.85

\$39⁹⁰

with Radio purchase

Alinco Accessories

Call now for current pricing



Buy Early

Beat the 6/30/93

Price Increase!

ALINCO ELECTRONICS INC.



\$549⁹⁵

DR-570T

Cross Band Full Duplex

The DR-570T VHF/UHF FM Mobile Transceiver has been specially designed to combine two radios into one compact package with maximum operating performance. You get 45 watts on 2 meters and 35 watts on 70cm, 20 memory channels, wide frequency coverage, large multicolor dual digital LCD display, plus much more!

ALINCO ELECTRONICS INC.

DJ-180T & DJ-F1T

Tiny 2 meter Duo



\$279.95

The DJ-180 has great audio and tough as nails construction, simple, and intuitive operation designed with command keys that are laid out so you won't have to spend hours studying the manual.

The DJ-F1T FM mini handheld transceiver has a super compact body and is packed with plenty of features.



\$214.95

ALINCO ELECTRONICS INC.

DJ-580T

The Popular Dual Band Transceiver

A super-compact handheld, the tiny DJ-580T is a powerful, feature packed twin bander. This super-compact HT is the smallest you'll find, and literally fits in the palm of your hand. Ergonomic design combined with excellent sensitivity and unbelievable great sound, sets a new standard for miniature HT's.



\$389⁹⁵

Satellite City ... Now



1-800-426-2891

2663 County Road I, Mounds View, MN 55112

Metro: (612) 786-4475 • Nat'l Watts: 1-800-426-2891 • FAX: (612) 786-6513

Store Hours: M-F, 10:00 am - 8:00 pm, Sat., 10:00 am - 5:00 pm

Phone Hours: M-F, 8:00 am - 8:00 pm, Sat., 10:00 am - 5:00 pm

Expires July 31, 93

Prices subject to change without notice.

8B

CIRCLE 153 ON READER SERVICE CARD

Nine to 10

What to do when 10 meters is closed.

by Paul M. Danzer N111

Just a few short months ago many of us were routinely talking to Europe or Asia with our low power 10 meter mobile rigs as we commuted back and forth to work. Then there were more and more days where our favorite DX friends were too weak to copy, and then more and more days when they could not be heard at all.

The culprit, of course, is the 11-year sun-spot cycle. At the peak of the cycle, which occurred a few years ago, 5 to 25 watts on 10 meters was enough to cover much of the world. Now that we are going down towards the low part of the cycle, more and more often nothing can be heard: "The band is dead."

Leave Your Rig in the Car

The temptation is to say OK—if 10 is dead I might as well take the rig out of the car. But 10 is a funny band; closed one day and suddenly open the next. Quiet one minute and full of DX the next, as the sun erupts and quiets down.

Instead of taking the rig out of the car, you could try to find a use for it when 10 is closed. The converter shown in block form in Figure 1 does just that.

10 May Be Closed but Other Bands Are Open

The 10 meter band extends from approximately 28 to 30 MHz. Your 10 meter rig has a very sensitive and selective receiver. Figure 1 shows a converter which can be built in just one evening. It allows the receiver to cover a shortwave band. This way, when 10 is closed you can monitor a shortwave band instead of the "golden oldies" played on your local broadcast station.

The 9 MHz shortwave band is a good choice. Open at all hours in most places to some part of the world, it is a compromise between the higher shortwave bands (13, 15, 17, and 19 MHz), which tend to be closed at night during this part of the sun spot cycle, and the lower shortwave bands (7 and 6 MHz), which are usually closed during the day.

Picking the 9 MHz band has another advantage—you get the 8 MHz ship band (including weather, telephone calls, and

inter-ship messages) which can also make for very interesting listening.

How Does It Work?

Figure 1 shows the flow of signals in the converter. Your 10 meter antenna is connected to an input network (to be discussed later). A single field-effect (FET) transistor, Q2, acts as an oscillator at 20 MHz. A second FET is used as the mixer. Stations in the frequency range of 8 to 10 MHz go through the input network into the mixer, which adds 20 MHz to their frequency. Thus, a station on 9.1 MHz comes out of the mixer at 29.1 MHz ($9.1 + 20 = 29.1$).

The result is that the marine (ship) frequency band in the range of 8.2 to 8.8 MHz is converted to 28.2 to 28.8 MHz, and the shortwave broadcast band of 9.5 to 9.9 MHz is converted to 29.5 to 29.9 MHz. Don't be surprised to hear shortwave broadcasts outside of these limits since not all countries play by the rules!

Two FETs and One Crystal Do It All

Figure 2 shows the schematic for the converter. The oscillator consists of FET Q2 and a 20 MHz crystal (marked XTAL) in a Pierce oscillator. The circuit is simple, uses a minimum number of parts, and works well with very inexpensive crystals.

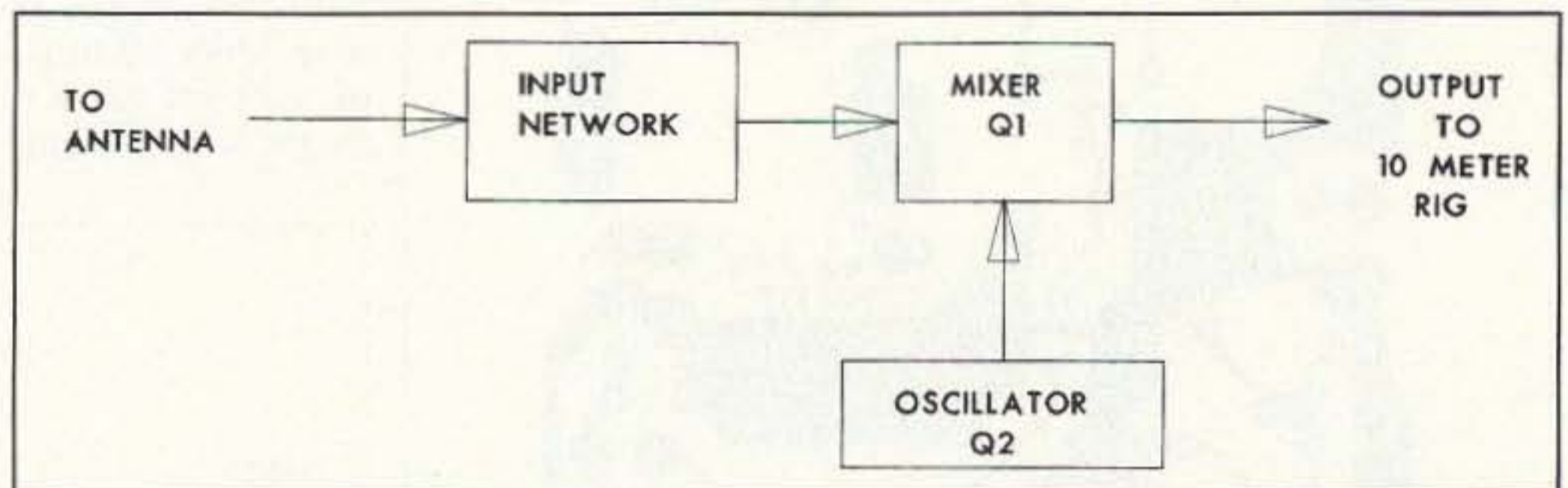


Figure 1. Signal flow.

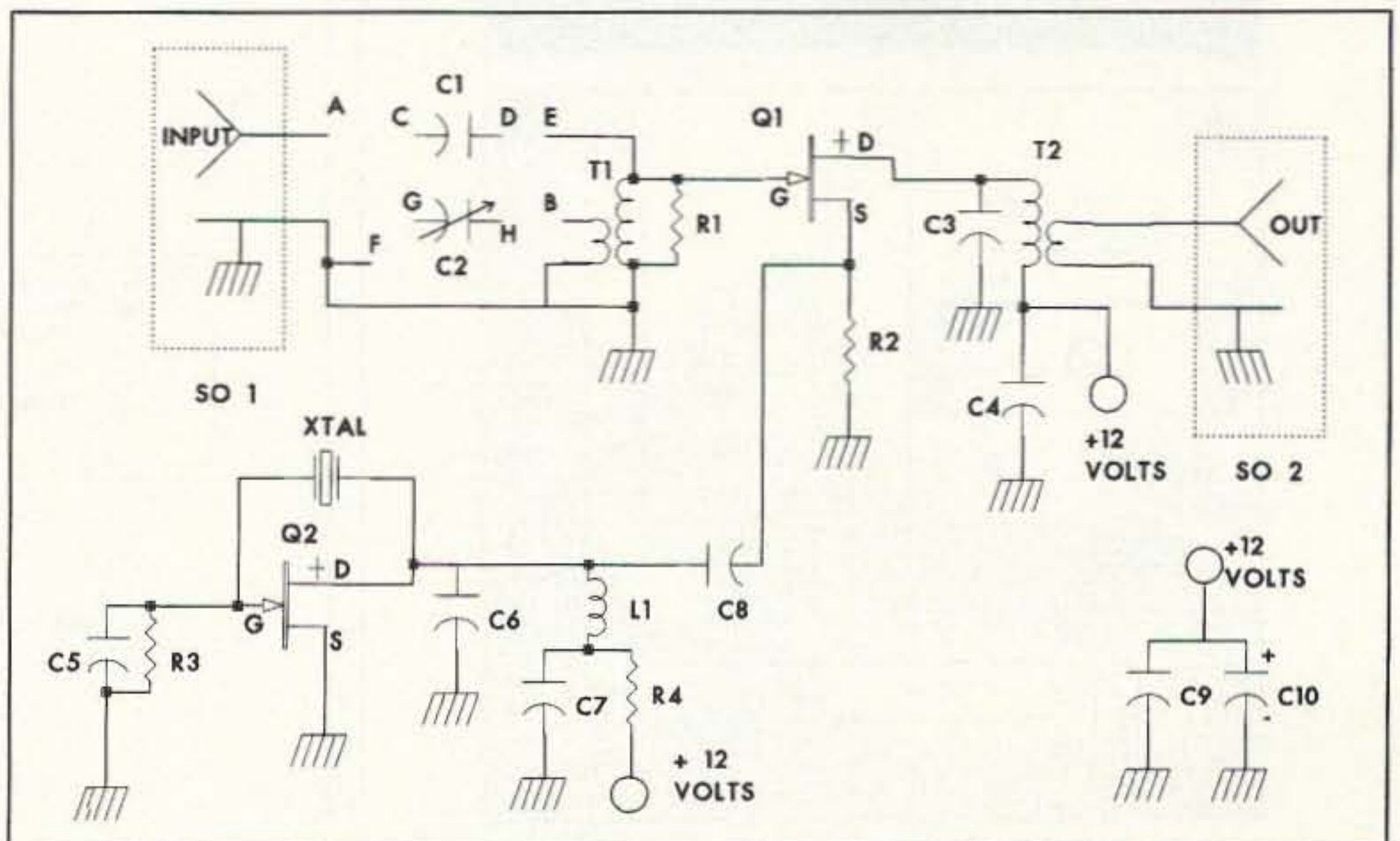


Figure 2. Schematic for the converter.

Q1, also an FET, is a source injection mixer. It produces both the sum and difference of the input signal and the 20 MHz local oscillator. The output circuit, consisting of the larger winding of T2 and capacitor C3, is broadly tuned to the sum frequency range.

We don't really want any selectivity from this circuit since we have plenty of selectivity in the 10 meter receiver connected to it.

The circuit operates from 12 volts. It would probably operate just as well from 9 volts, but since your car supplies 12 volts, that voltage is used. C9 and C10 are bypass capacitors to clean up the 12 volt line a little bit on the converter board.

The Input Network

When your 10 meter rig is connected to your 10 meter antenna and the standing wave ratio (SWR) is low, the antenna looks like a 50 ohm source plugged into a 50 ohm receiver input. However, your 10 meter antenna, when measured at the end of a transmission line, can look like just about anything you can imagine when it is measured at 9 MHz.

That's exactly what we are doing with

this converter—trying to use a 10 meter antenna at 9 MHz. Therefore, as the schematic (Figure 2) shows, the input connector (SO1), two capacitors (C1 and C2), and the input transformer (T1) are important.

These components can be connected in several ways (see Figure 6) to get the maximum signal from the antenna to the converter, and the connection of these parts is part of the simple tune-up process.

Build It in One Evening

The original model of this converter was built on a breadboard unit available from Radio Shack (part #276-174, the Experimenter's Socket). The layout is not critical. The oscillator is built on one end of the breadboard unit, with the converter on the other end. It can also be built on perf board fit with standard "flea" clips if they are available.

But, the best way to construct the unit is with a printed circuit board. Figure 3 shows the layout of the board and the parts placement diagram. The board is available from FAR Circuits, 18N640 Field Court, Dundee IL 60118, for \$3.50 per board plus \$1.50 shipping and handling per order.

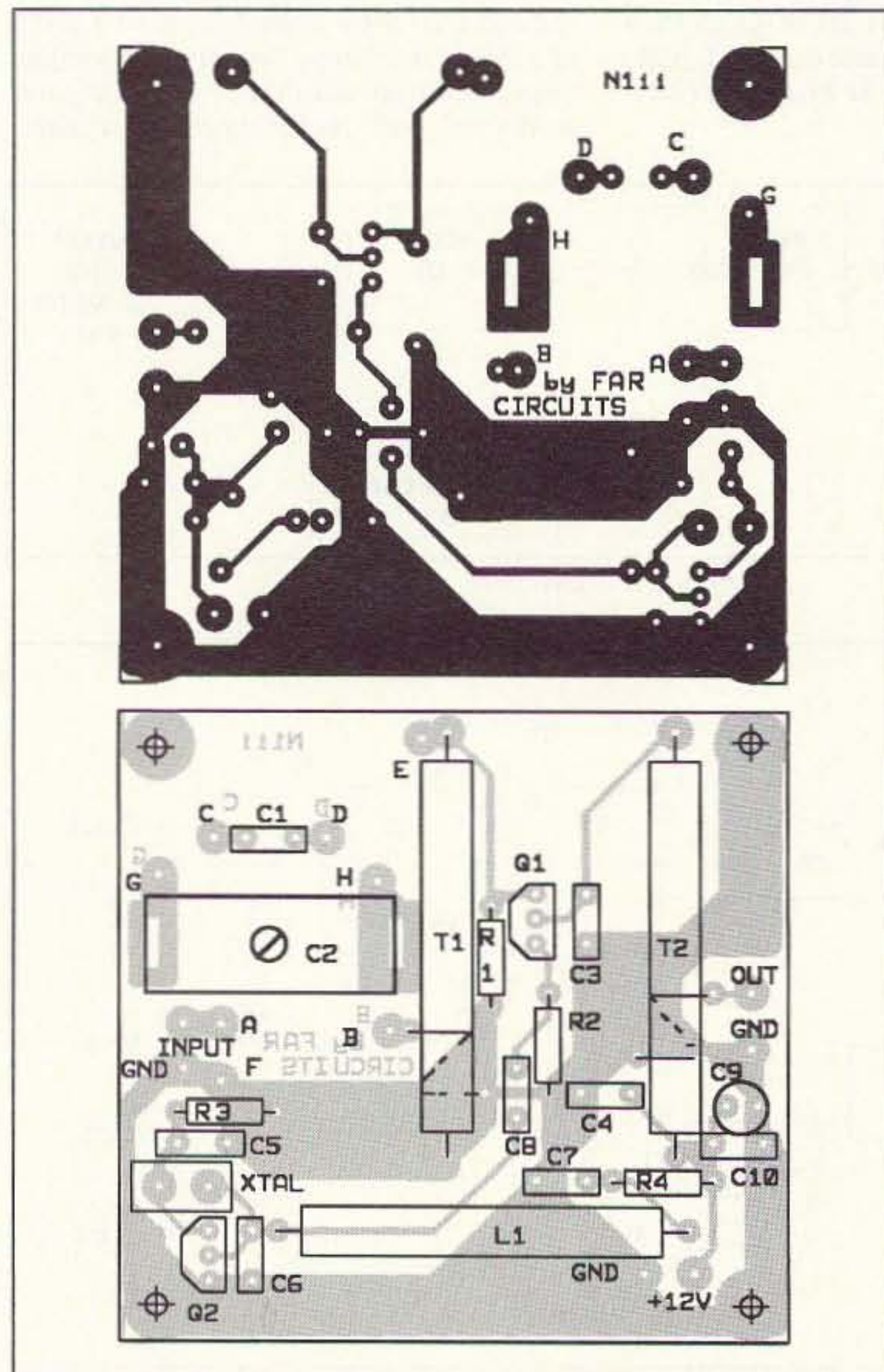


Figure 3. PC board and parts placement diagram.

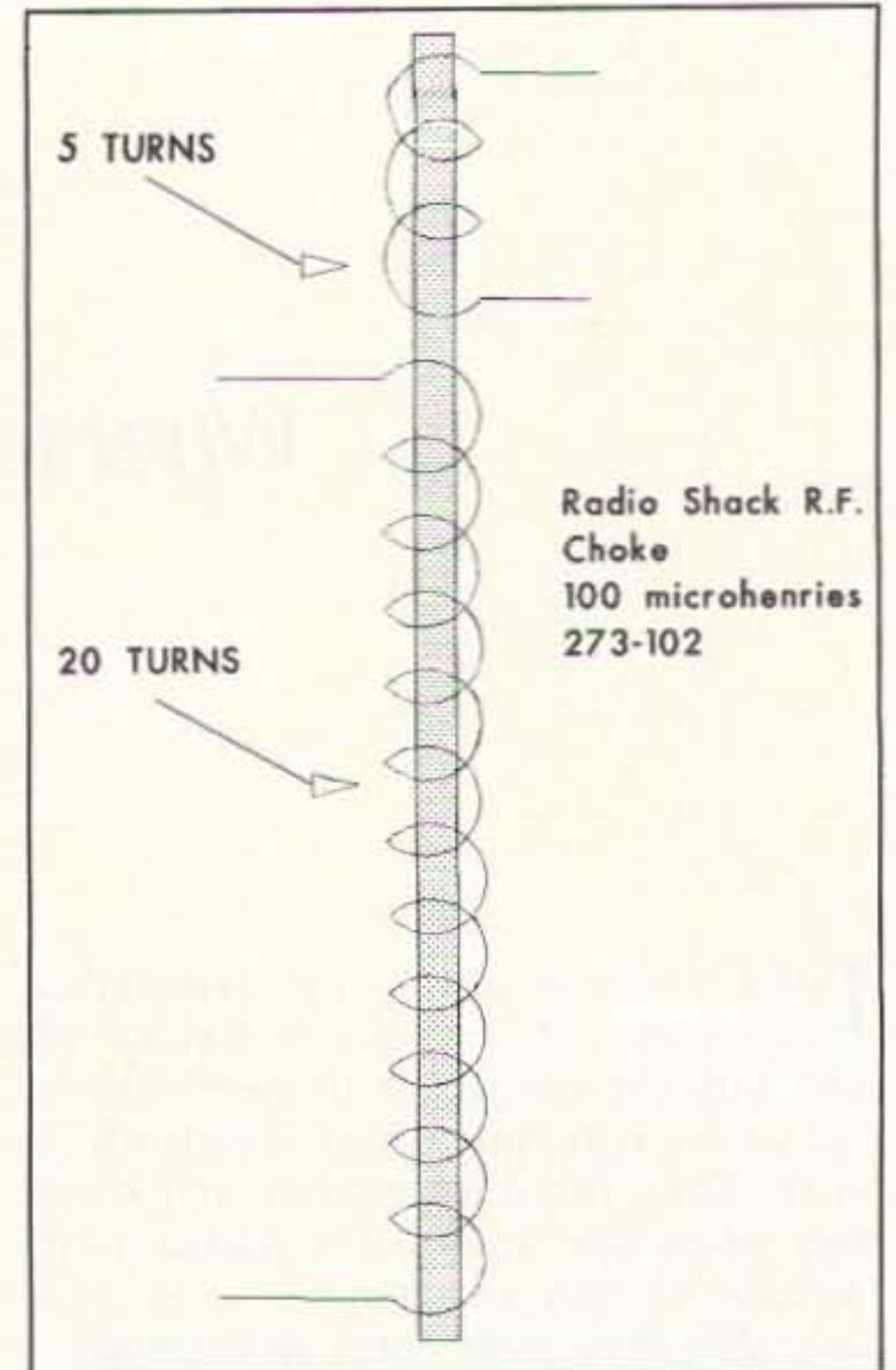


Figure 4. Choke winding diagram.

in T1 and T2, so strip off the excess wire until only 20 turns are left, and then reconnect the free end of the wire.

Take the surplus wire you have cut off and wind five turns for the second winding. Twist the leads to the five turns together to keep them from unraveling. Don't be overly concerned about how neat these transformers look—they do not have to be very precise.

T1 and T2 are made from 100 μ H chokes (Radio Shack #273-102). Each choke comes wound with two layers of wire. Only 20 turns of wire are needed for the large winding

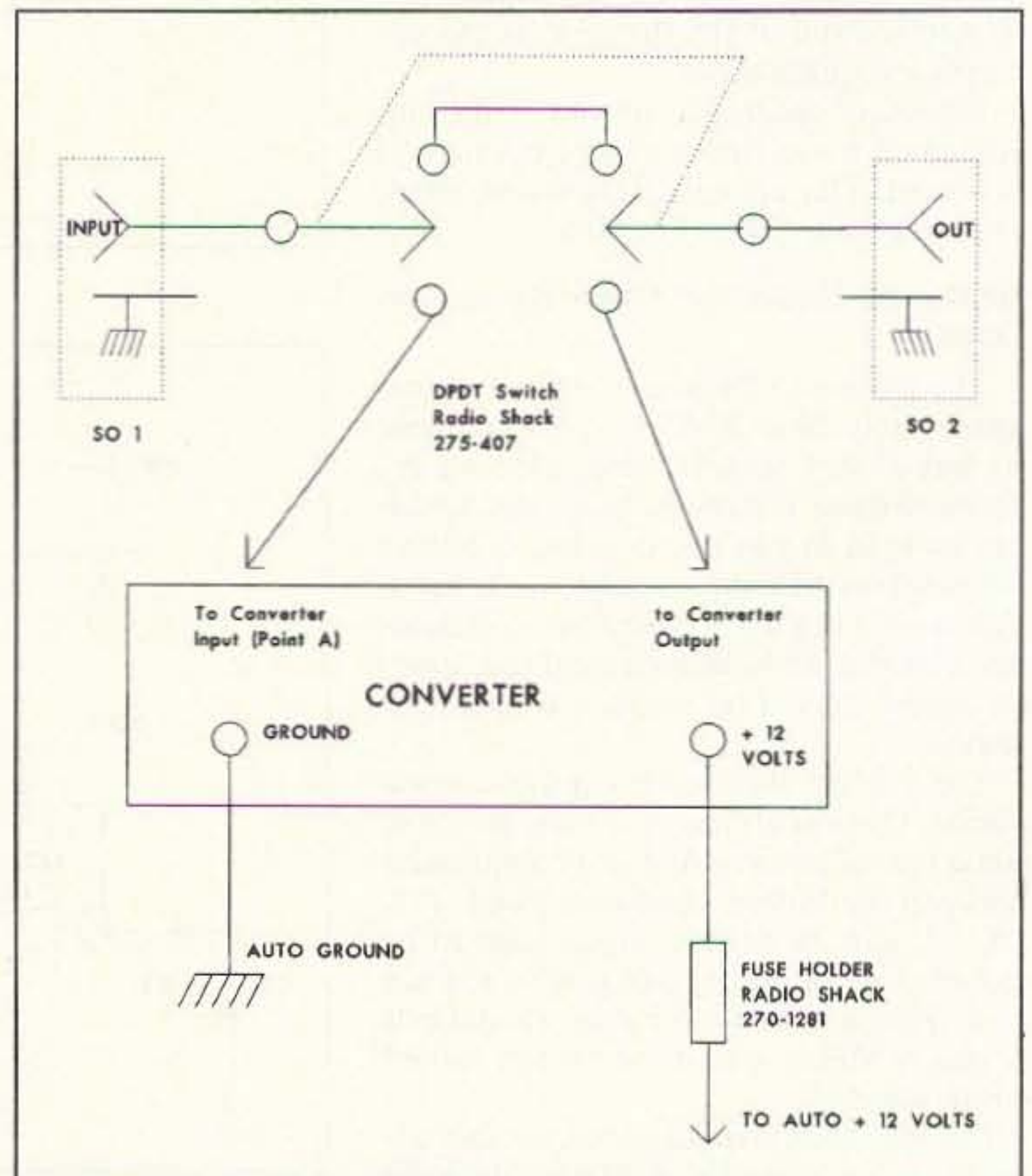


Figure 5. Set up the converter in your car.

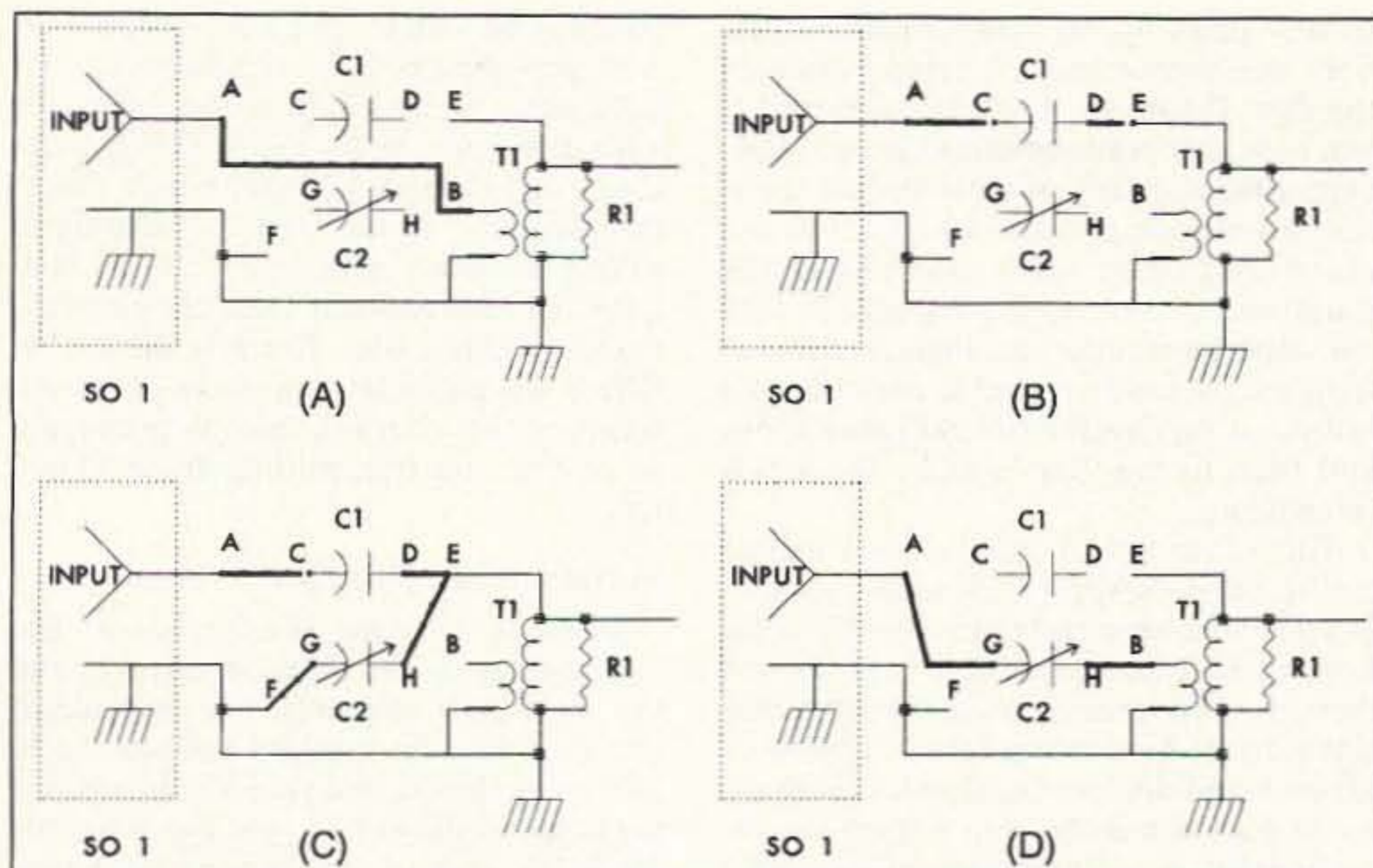


Figure 6. Tune the converter by configuring these jumper wires as shown for best results.

According to the Parts List, C5 is a 4.7 pF. Occasionally you might run into a crystal which does not want to oscillate with this value. In that case wire two identical 4.7 pF capacitors in parallel in place of the single unit.

Plug It In

The converter is connected by removing the antenna lead from your 10 meter rig and connecting the lead to SO1. A new piece of coax with connectors is used to connect the output of the converter at SO2 back to the input connector on the rig. Fi-

nally, the 12 volt input of the converter is connected to a 12 volt source in the car.

It is best to connect the 12 volts through a fuse. The converter draws only a few milliamperes so the fuse will only serve to protect you from a major short circuit. An in-line fuse holder, such as Radio Shack #270-1281 with a 1/4 ampere fuse, will do the job nicely.

If you wish, you can wire the converter with a double-pole double-throw switch, such as that shown in Figure 5. This would allow switching the converter in and out of the antenna line without the bother of removing the antenna line and reconnecting it.

When the converter is connected,

make sure that you do not key your microphone! Transmitting with the converter in the line will probably result in blowing transistor Q1.

Tuning it Up

There is no real tune-up process except for the initial connection of the jumpers in the input network. As I mentioned before, your 10 meter antenna, depending on its size and type, can look like almost any impedance to the converter at 9 MHz. The input network was designed to allow you to try to get maximum signal from the antenna to the converter.

Each of the suggested connections shown in Figure 6 can be tried to achieve best results. The heavy line represents a jumper. Start with jumping A to B as in Figure 6A. Then try some of the other variations to see which provides best results.

Both 6C and 6D include the use of variable capacitor C2. Adjusting C2 can make a major difference or no difference at all, depending on your antenna.

If you mount the converter in a plastic box, don't be surprised if several shortwave broadcast stations come in loud and clear with no antenna at all. In many areas they are so strong that they tend to ride through no matter what you do.

What You Can Hear

The 9 MHz shortwave band is listed as between 9.5 and 9.9 MHz, meaning that you will hear these stations on 29.5 to 29.9 MHz on your 10 meter rig. But don't be surprised to hear them at frequencies as low as 9.1 MHz. The band is pretty crowded and often stations will migrate just to find a clear spot—just as hams do!

When east-west propagation is down on the 9 MHz band, north-south propagation

Table 1. Marine Band Frequencies

(If only one frequency is listed both the ship and shore station or other ship use that same frequency.)

Ship	Shore	Use
8291		Emergency and Distress
8255	8779	Ship/Shore Calling/Reply
8201		Inland (River) Simplex
8213		Inland (River) Simplex
8725		Inland (River) Simplex
8737		Inland (River) Simplex
8294		Private company use
8297		Private company use
8113	8713	Ship-to-Shore Telephone
8128	8716	Ship-to-Shore Telephone
8198	8722	Ship-to-Shore Telephone
8204	8728	Ship-to-Shore Telephone
8207	8731	Ship-to-Shore Telephone
8216	8740	Ship-to-Shore Telephone
8219	8743	Ship-to-Shore Telephone
8222	8746	Ship-to-Shore Telephone
8225	8749	Ship-to-Shore Telephone
8234	8758	Ship-to-Shore Telephone
8237	8761	Ship-to-Shore Telephone
8264	8788	Ship-to-Shore Telephone
8267	8791	Ship-to-Shore Telephone
8270	8794	Ship-to-Shore Telephone
8279	8803	Ship-to-Shore Telephone
8282	8806	Ship-to-Shore Telephone
8285	8809	Ship-to-Shore Telephone

Table 2. Aircraft Band Frequencies

Frequency	Use or Area
8015	Alaska
8364	Search and Rescue
8822	Flight Test
8825	North Atlantic
8831	North Atlantic
8843	Central East Pacific
8846	Caribbean
8855	Alaska, South America
8861	South Atlantic
8864	North Atlantic
8867	South Pacific
8876	Alaska
8879	North Atlantic, Indian Ocean
8891	North Atlantic
8894	Africa
8897	East Asia
8903	Central West Pacific, Africa
8906	North Atlantic
8918	Middle East, Caribbean
8933	Long-Distance Control
8942	Southeast Asia
8951	Middle East

"FIBERWHIPS"

Mobile HF Antennas

ASA

MODEL/MTR MHZ

HFA 6	50.0-54.0
HFA10	28.0-29.7
HFA12	24.89-24.99
HFA15	21.0-21.45
HFA17	18.1-18.6
HFA20	14.0-14.35
HFA30	10.1-10.15
HFA40	7.0-7.3
HFA75	3.5-4.0

MADE
IN U.S.A.

**\$16.50
EACH**

+ \$5.00 S&H
(SC Residents Add
5% Sales Tax)
Check in Advance
or C.O.D.

HEAVY-GAUGE
NICKEL-CHROME
BRASS FITTINGS
250 WATTS POWER
APPROX. 8' LENGTH
AVAIL. IN BLACK

ASA
PO Box 3461
Myrtle Beach, SC 29578
1 - 800 - 722 - 2681

CIRCLE 18 ON READER SERVICE CARD

Say You Saw It In
73 Amateur Radio Today

AUDIO SPECTRUM ANALYZER



Examine frequency characteristics
of audio signals in near real-time

System Requirements

PC System running Windows 3.1
Sound Card (i.e. Sound Blaster)

\$39 - Software only
\$119 - with Sound Card

Pioneer Hill Software
24460 Mason Rd.
Poulsbo, WA 98370
(206) 697-3472

CIRCLE 311 ON READER SERVICE CARD

QUICK, EASY, & COMPACT

Flash cards *NOVICE thru EXTRA* theory Key words
underlined. Over 4000 sets in use! For beginner, OMs,
XYLs & kids.

NOVICE	\$11.95
TECHNICIAN	\$10.95
GENERAL	\$ 9.95
ADVANCED	\$15.95
EXTRA	\$14.45

Shipping 1 — \$ 3.00
2 or more — \$ 4.00
CLUB DISCOUNTS

Order Today!
from

VIS STUDY CARDS
P.O. BOX 16646
HATTIESBURG, MS 39404

CIRCLE 104 ON READER SERVICE CARD

Celebrating Our 20th Anniversary!!

C. W. WOLFE COMMUNICATIONS
1113 Central — Billings, MT 59102

GE Exec. II 40W UHF Mob,
450-470, w/Acc \$125
Mot Micro 45W Mob
drawers, 132-150 \$90

Call for quote on:
10-MVP, HB, UHF, 450-470
10-Mitek 45W, 132-150
Micor Base/Rptrs, 132-150

BUY — SELL — TRADE
Call or write for current flyer

CIRCLE 20 ON READER SERVICE CARD

usually picks up, so South American stations can predominate at certain times of the day. However, don't be surprised if you hear European stations when you least expect them. Many of them do not transmit from their home countries but use multi-megawatt relay stations in the Caribbean to carry their programs. In fact, the same transmitter, on slightly different frequencies, can be rented to one country's broadcast service for several hours a day and then to another country for a few more hours.

The 8.2 to 8.8 MHz range is a marine traffic band. Several U.S. shore stations provide weather broadcasts on voice at the hour or half hour; the only way to find them for your area is to tune around. Marine stations have two modes of operation: simplex and duplex. On simplex, both the shore station and the ship station use the same frequency. Duplex provides both a ship transmit frequency and a different shore station frequency.

Inter-ship communication (ship to ship) is usually carried on simplex, and telephone calls are carried on duplex. Table 1 provides a number of suggested frequencies to monitor.

The converter also covers the aircraft band of 8.8 to 9.1 MHz. Within this band

you may be able to hear trans-oceanic aircraft providing position reports to air control centers on both U.S. coasts. Listen for a burst of a few audio tones. This is SEL-CAL, or Selective Calling, which means that someone on the ground is dialing or calling a particular aircraft. Table 2 contains the international frequency assignments in this band. There is almost no QRM; you might be surprised at how well some of the aircraft stations propagate when they are transmitting from 35,000 feet.

Variations and Changes

Don't be hesitant to experiment. The converter is not sensitive to changes and has no critical elements. For example, if you use a 13 MHz crystal instead of the 20 MHz unit shown, and take a few turns off the large winding of T1, you can cover the 15 MHz shortwave broadcast band. Changing the crystal to 13 MHz means that your converter output is 13 + 15 = 28 MHz, so the new crystal provides a different shortwave band.

Try the converter! With just one evening's work you can enjoy your 10 meter rig in the car when the band is closed and you would like to hear something other than a 30-year-old pop tune.

Parts List

(All parts numbers given are Radio Shack, unless otherwise noted.)

R1	30k	1/4 watt	271-040
R2	3.3k	1/4 watt	271-028
R3	47k	1/4 watt	271-042
R4	100 ohms	1/4 watt	271-012
C1	4.7 pF	Disk—50W VDC or more	272-120
C2	95-420 pF	Trimmer cap	272-1336
C3	4.7 pF	Disk—50W VDC or more	272-120
C4	001 MFD	Disk—50W VDC or more	272-131
C5	4.7 pF	Disk—50W VDC or more	272-120 (see text)
C6	47 pF	Disk—50W VDC or more	272-121
C7	0.01 MFD	Disk—50W VDC or more	272-131
C7	100 pF	Disk—50W VDC or more	272-123
C8	0.01 MFD	Disk—50W VDC or more	272-131
C9	10 MFD	Electrolytic—35W VDC	272-1013
Q1	MPF102	Field effect transistor	276-2062
Q2	MPF102	Field effect transistor	276-2062
T1	100 μH	RF choke 273-102 (modified—see text)	
T2	100 μH	RF choke 273-102 (modified—see text)	
L1	100 μH	RF choke 273-102	
SO 1	239 type	UHF socket	278-201
SO 2	239 type	UHF socket	278-201

*XTAL 20 MHz Microprocessor crystal in HU 18/U case (wire leads)

*These crystals are available by mail order from several sources at less than \$3 each. One source is All Electronics Corporation in Van Nuys, California. Their catalog is available by calling (800) 826-5432. The crystal is listed in their catalog as CRY-2018, for \$1.25. Their minimum order is \$10, and you should be able to get many of the parts above for this minimum.

Printed circuit boards are available for \$3.50 plus \$1.50 S&H from FAR Circuits, 18N640 Field Court, Dundee IL 60118.

The no-hole, On-Glass,[®] mobile antenna that installs in 15-minutes.



- **Capacitive coupling** establishes highly tuned circuit through glass with no measurable signal loss.
- **No ground plane:** Full halfwave design — performance equal to practical 5/8 wave installations.
- **DUO-BOND™ mounting** for firm, fast, waterproof bonding. Removable without damaging car or antenna.
- **No holes:** No vehicle damage; fast, easy cable routing.
- **Models for 2 meter, 220 MHz and UHF** amateur bands.



the antenna specialists co.
a member of the ALLEN TELECOM GROUP



30500 Bruce Industrial Parkway
Cleveland, OH 44139-3996
216/349-8400, Telex: 4332133, Fax: 216/349-8407

© 1993 by the Antenna Specialists Co.

CIRCLE 6 ON READER SERVICE CARD

Wayne is mad as hell ...
...and he doesn't want *you* to take it anymore!

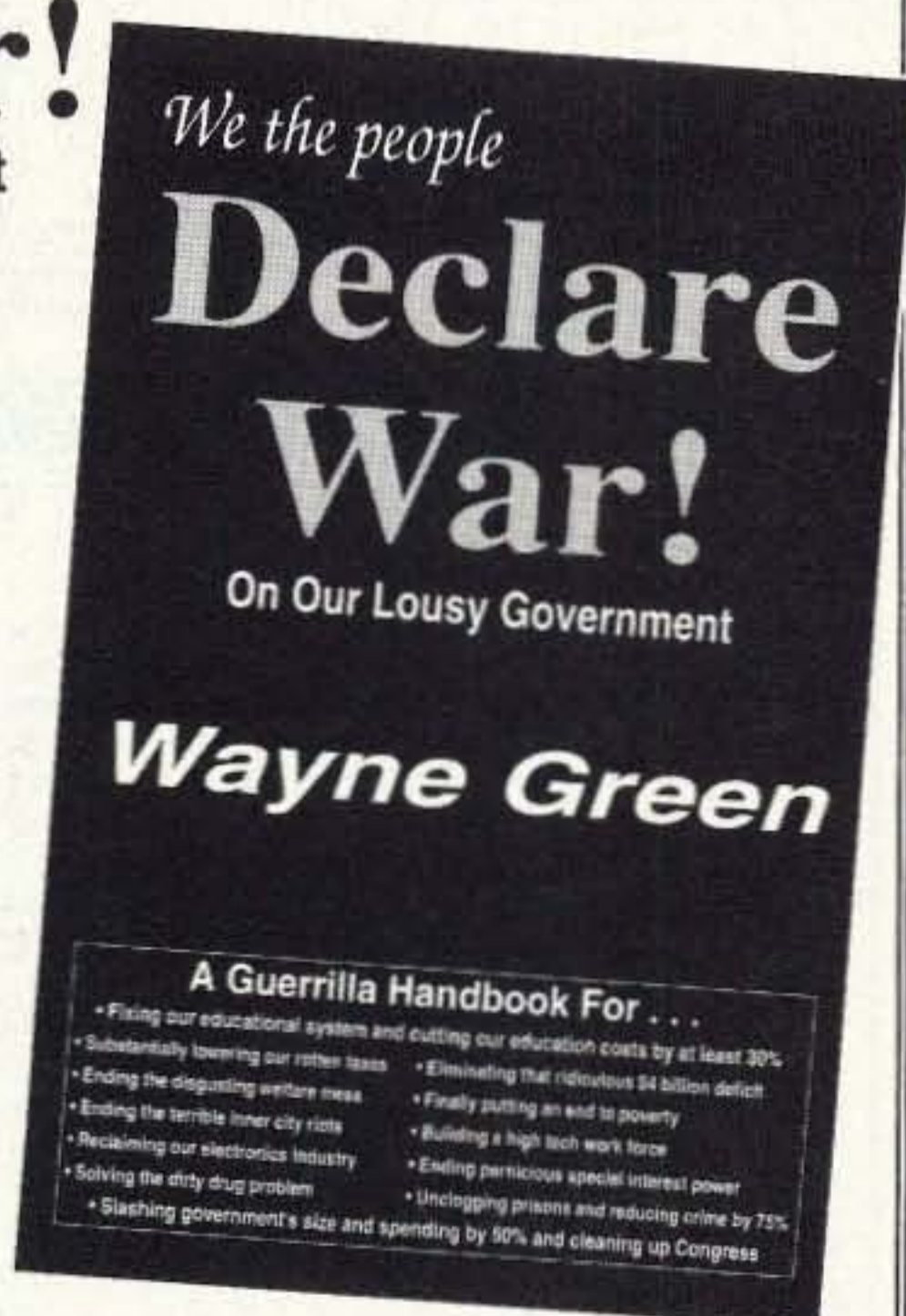
Declare War!

On Our Lousy Government

Fed up with the mess in Washington?
The mess in your state capital?
Poverty, crime, our failing schools?
Wayne Green has solutions.
Clever solutions.

Wayne Green's unique reasoning is intriguing — even delightful. Whether you are horrified by his proposals or you embrace them, it is impossible to ignore the basic lesson he presents: It is time to bring logic — not emotions — to bear on America's dilemmas. His spin on America in the 90's helps us to understand how simple the seemingly complex issues are. All it takes is looking at them from an entirely new viewpoint.

Now available in one complete volume, *Declare War!* is full of thought provoking ideas and solutions to some of the most difficult problems facing our country today.



Regular price: \$12.95

Special For 73 Readers Only—\$10.00

(plus \$3.50 shipping & handling)

Order Toll-Free: 800-234-8458

REMEMBER... A LOW COST POWER PACK WITHOUT PERIPHEX'S QUALITY IS NO BARGAIN

PERIPHEX POWER PACKS FOR
LONGER QSO TIME




SUPER PACKS FOR ICOM 2/4SAT, 24AT & W2A



- BP-83S 7.2V 750mah \$43.50
- BP-84 7.2V 1000mah \$57.00
- BP-84S 7.2V 1400mah \$63.00
- BP-85S 12V 800mah \$76.00
- BP-114S 12V 800mah \$79.00

SAVE ON THESE POPULAR PERIPHEX POWER PACKS
BP-7S 13.2V 1200mah ... \$65.00
BP-8S 9.6V 1200mah ... \$65.00

CALL FOR OUR SPECIAL OFFERS




GREAT YAESU VALUES!

- FNB-2 10.8V 500mah \$22.50
- FNB-12 12V 500mah \$45.95
- FNB-14S 7.2V 1400mah \$59.75
- FNB-26 7.2V 1000mah \$60.00
- FNB-27S 12V 800mah \$65.00

NEW BATTERIES AVAILABLE. CALL!

KENWOOD

- PB-8S 12V 800mah \$59.00
- PB-13S 7.2V 1200mah \$49.75
- PB-25/26S 8.4V 900mah \$65.00



Manufactured in the U.S.A. with matched cells, these Super Packs feature short circuit and overcharge protection, and a 12 month warranty. All inserts and packs in stock or available from authorized dealers.

CALL US TO DISCUSS YOUR BATTERY REQUIREMENTS.



Add \$4.00 S & H FOR FIRST BATTERY, \$1.00 FOR EACH ADD'L BATTERY - U.S. ONLY. Connecticut residents add 6% tax.

PERIPHEX inc.

115-1B Hurley Road, Oxford, CT 06478

800-634-8132

In Connecticut 203-264-3985 - FAX 203-262-6943

CIRCLE 68 ON READER SERVICE CARD

PACKET & COMPUTERS

Number 14 on your Feedback card

Jeffrey Sloman N1EWO
75 Herriott Street
Franklin IN 46131

Hierarchical Addressing

This month we'll take a look at a part of packet operation that is both very simple and (apparently, based on mail received here at N1EWO) confusing. It takes just a little understanding of this scheme to make it crystal-clear.

What Is Hierarchical Addressing?

Hierarchical addressing is a scheme which allows packet traffic to be routed easily by the stations that comprise the amateur packet network. It eliminates the need for each station in the chain to know exactly where to send a particular message or bulletin. To understand how it works, let's take a look at the term itself.

Working backwards, we have "addressing." The idea of addressing is easy for all of us to understand. Addressing a packet message is just like addressing a letter. It tells the delivery system—packet network or post office—where to route the addressed item. Then there's "hierarchical," a

word that many people have a tough time pronouncing. Say "hi-ur-ark-ik-ul." What is meant by this word is that the addressing scheme has a hierarchy from very specific—a particular ham—

to very general—a continent. These elements are arranged in a "hierarchy," hence the name.

This is really no different from our previous example of an ordinary letter. Let's compare the two:

To send me mail, you address your envelope:

Jeffrey Sloman
P.O. Box 636
Franklin IN 46131

To send me a packet message, you address it:

N1EWO@N0ARY.#NOCAL.CA.US
A.NA

There are clear parallels between the two schemes. Ignoring for the moment the ZIP code, which actually uses its own hierarchical scheme, let's compare elements directly. The most specific information in each case is the recipient—me, Jeffrey Sloman or N1EWO. This says exactly who should receive the message. It is, therefore, at the very top of the hierar-

formation to the delivery system. However, in order for the system to work, it must already know *something* about what the address means. If it did not, you would have to provide detailed instructions (e.g.: "go three blocks on Main Street and turn left—it's the green house on the right," or a list of every PBBS between you and your recipient) that would be impossible to handle. So the point of the address is to let the delivery system know, in

"Let me point out something interesting here: When you address a message you are providing certain information to the delivery system. However, in order for the system to work, it must already know something about what the address means."

chy. If this were the only information the address provided, a huge file listing the addresses of every possible recipient would have to be kept by the post office—(an impractical situation, since names are not unique)—and by the PBBSs (Packet Bulletin Board Systems) that make up the forwarding network—(not as difficult, but still hard to maintain).

Let me point out something interesting here: When you address a message you are providing certain in-

formation, some generic and specific information about the desired destination that it can use to get your message there.

The next, less specific, element is P.O. Box 636 or N0ARY. This is the place that the mail will be delivered for me to retrieve (note that a street address serves the same purpose). This is followed by a Franklin and #NOCAL. Notice that there is a "#" in front of "NOCAL." This is because it is an optional, regional destination. The "#"

CABLE T.V. CONVERTERS

Jerrold™, Oak, Scientific Atlantic, Zenith, & many others. "New" MTS stereo add-on: mute & volume. Ideal for 400 & 450 owners.

1-800-826-7623

B & B INC.

3584 Kennebec, Eagan MN 55122

CIRCLE 21 ON READER SERVICE CARD

Where's the Fun?

The 10 meter test had started, and I expected the band to open about the time I arrived at the motel. Rig and gel cell were in the trunk. Maxi-J was right beside, rolled up inside the launcher pail. Room with a view. Maxi takes off from the balcony sloping down to a tree. His tail slips under the door. And I'm 59 in Japan.

J-10	J-15	J-17	J-20	J-30	J-40	Info
\$39	\$42	\$47	\$49	\$59	\$69	Pack \$1

Add \$6 Post & Handling USA & Canada \$14 others

AntennasWest Order Hotline:
Box 50062-S, Provo UT 84605 800-926-7373

CIRCLE 132 ON READER SERVICE CARD

THE ISOTRON
COMPACT ANTENNAS FROM 160-10 METERS

NO TUNERS
NO RADIALS
NO RESISTORS
NO COMPROMISE

FIVE EXCELLENT REVIEWS JUST DON'T HAPPEN BY CHANCE
CALL US FOR A FREE CATALOG.

*See review in Oct. 73, 1984 *Sept. 73, 1985 March 73, 1986
CQ, Dec. 1988 Mar. W.R. 91

BILAL COMPANY
137 Manchester Drive
Florissant, Colorado 80816
(719) 687-0650

VISA
MasterCard

CIRCLE 42 ON READER SERVICE CARD

NEW! Tone-Master™ Touch Tone Decoder



MoTron Electronics

310 Garfield St., Suite 4 Eugene OR 97402

Info: (503) 687-2118

Orders: (800) 338-9058 • Fax: (503) 687-2492

Decode and display Touch Tones from a telephone, tape recorder, scanner, or nearly any audio source. ✓ 16 digit LCD display, 80 digit scrollable buffer ✓ High speed decoding, up to 25 digits per second ✓ Built-in speaker ✓ 9V battery or external power ✓ Metal case ✓ TM-16 PLUS includes RS-232 output and Software for optional automatic date/time/number logging using your IBM Compatible computer ✓ Battery and audio cables included.

TM-16 Standard Model	\$169	\$228.
TM-16 PLUS RS-232 Model with Software	\$239	\$299.
PS-12 AC Power Adapter		\$10

S/H \$5 USA/Canada, \$15 Foreign

30 day money back guaranteed! Try at no risk!
Visa, MasterCard & American Express Accepted

CIRCLE 248 ON READER SERVICE CARD

SCARED OF THE CODE?

IT'S A SNAP WITH THE ELEGANTLY SIMPLE MORSE TUTOR ADVANCED EDITION FOR BEGINNERS TO EXPERTS—AND BEYOND

Morse Code teaching software from GGTE is the most popular in the world—and for good reason. You'll learn quickest with the most modern teaching methods—including Farnsworth or standard code, on-screen flashcards, random characters, words and billions of conversations guaranteed to contain every required character every time—in 12 easy lessons.

Sneak through bothersome plateaus in one tenth of a word per minute steps. Or, create your own drills and play them, print them and save them to disk. Import, analyze and convert text to code for additional drills.

Get the software the ARRL sells and uses to create their practice and test tapes. Morse Tutor Advanced Edition is approved for VE exams at all levels. Morse Tutor is great—Morse Tutor Advanced Edition is even better—and it's in user selectable color. Order yours today.

For all MS-DOS computers (including laptops). Available at dealers, thru QST or 73 or send \$29.95 + \$3 S&H (CA residents add 7.75% tax) to:
GGTE, P.O. Box 3405, Dept. MS, Newport Beach, CA 92659
Specify 5¼ or 3½ inch disk
(price includes 1 year of free upgrades)



73

CIRCLE 193 ON READER SERVICE CARD

BATTERIES

Nickel-Cadmium, Alkaline, Lithium, Sealed Lead Acid For Radios, Computers, Etc. And All Portable Equipment

YOU NEED BATTERIES?
WE'VE GOT BATTERIES!

CALL US FOR FREE CATALOG



E.H. YOST & CO.

7344 TETIVA RD.
SAUK CITY, WI 53583

(608) 643-3194

FAX 608-643-4439

CIRCLE 114 ON READER SERVICE CARD

lets the PBBS know how to interpret this element. Many states have regional addresses which help speed forwarding. Your area probably has at least a couple of divisions that you can use to direct traffic. You can ask a local user, write a message to the PBBS sysop (SYSTEM OPERATOR), or just watch traffic go by to find out how your area works.

The next element is IN or CA. These are exactly alike—they name the state to which the traffic will be sent. The packet address has additional information: USA—for United States of America, of course—and NA for North America. This information is assumed by the post office, so it is left off.

Now, while a packet address is written from top to bottom, it is used exactly the other way. By sending a message to the station responsible for the next element, (starting from the least specific), any particular station needs only to know about its own area in detail, (and only generally about other areas). In the example of my packet address, let's pretend we are sending me a message from France. We log on to a local PBBS and compose a message. We address it using the full hierarchical address. The local PBBS sees the very bottom of the address—NA. We are in Europe, so the PBBS knows that this message isn't even on the right continent yet!

The French PBBS need not be concerned with any other address information—it will just squirt the message across the HF link to the North American PBBS which it knows is responsible for handling message bound for North America. Now the North American PBBS, located in Canada, receives the message. It looks at the next element in the address and sees that it is USA. No problem—it sends the message to a PBBS in Boston which it uses to forward US messages. This PBBS—you guessed it—

a message makes is completely dependent upon the network resources available at the time. I just wanted you to get a feel for the utility of hierarchical addresses.

Practical Addressing

So now that you have a feel for what hierarchical addressing is, how do you use it? The fact of the matter is, you are probably better off just using an abbreviated address. That is, you should use just the recipient and PBBS:

“Now you can venture out into the world of packet radio, armed with your new knowledge and ready to send messages to anyone, properly addressed.”

looks at the next element, CA. The message gets forwarded to the next PBBS in the chain because it is on the path to California. This process continues until the message arrives at its destination.

Please note that the example above may not reflect reality. Depending upon the availability of links, the French PBBS might have forwarded directly to California. How many hops

N1EWO@N0ARY

This is because the rest of the address is most likely already stored in the PBBSs database, and if you make a mistake, even a small one, in writing out the whole address, your mail will sit until the sysop can straighten it out. If you are confident of your ability to not screw up, you can include the whole address. If you have regular correspondence with a user of a re-

mote PBBS, you need only use the whole address once and the PBBS will remember. If you use a truncated address, and the PBBS cannot fill in the rest, you will probably get mail from the sysop asking for the information.

So, while I can't say you now know everything about hierarchical addressing, you should know enough to feel comfortable with it. Now you can venture out into the world of packet radio, armed with your new knowledge and ready to send messages to anyone, properly addressed.

Survey News

By now, I had hoped to have the survey results compiled for publication. Unfortunately, the whirlwind of activity here at N1EWO has prevented me from doing it. I will, however, have the data available for the next issue. Thanks to all who responded. 73 de N1EWO.

How to Reach Me

Paper Mail:

N1EWO
P.O. Box 636
Franklin IN 46131

Packet (No business, please; I cannot respond to messages doing business):

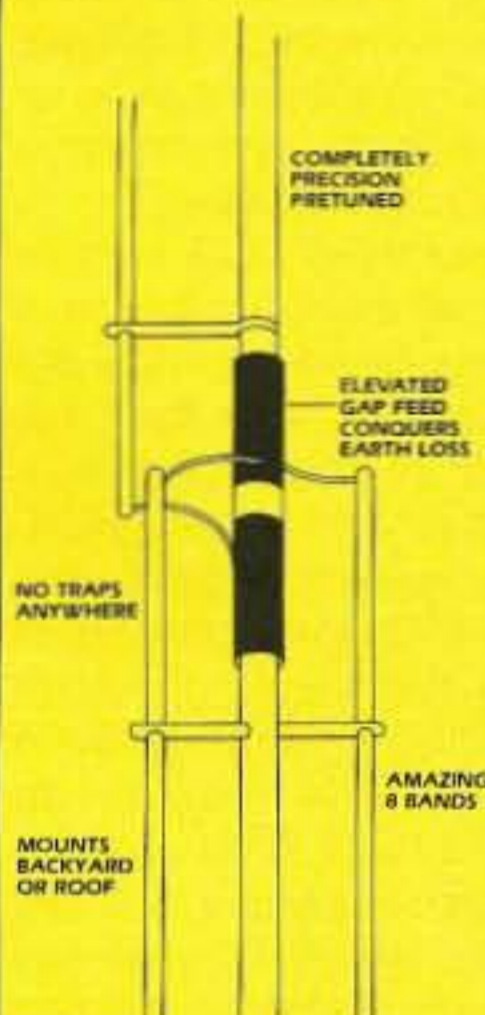
N1EWO@N0ARY.#NOCAL.CA.US
A.NA

E-mail (Internet):
jsloman@bix.com

73

THE ANSWER IS GAP TECHNOLOGY • THE ANSWER IS GAP TECHNOLOGY

Q An Antenna with No Earth Loss?
A Yes... the answer is GAP'S revolutionary technology.



If you're looking for an antenna that can out perform the others and give you the edge, you're looking for a GAP. The Challenger DX-VIII is the revolutionary design that answers your demands for multi-band operation and unequalled efficiency with low noise. This is the technology that eliminates Earth Loss. GAP delivers from an elevated feed; your power doesn't disappear into the ground. Put it up. Turn it on. No tuning. No frustration. GAP delivers everything but the hassles. And — GAP delivers at a fraction of the cost of the "so-called" competition.

The Challenger DX-VIII
10m 40m 20m 15m 12m 10m 6m 2m

\$249
plus shipping

All out efficiency.
All out performance.
GAP gets it all out.



6010 Bldg. B
N. Old Dixie Hwy.
Vero Beach, FL 32967
(407) 778-3728
Commercial Frequencies Available

THE ANSWER IS GAP TECHNOLOGY • THE ANSWER IS GAP TECHNOLOGY

Why buy a TNC?
PC HF FAX + PC SWL \$179.00

SPECIAL COMBINATION OFFER

For a limited time, if you order PC HF FAX \$99 (see our other ad in this issue), you can add our new and improved PC SWL 3.0 for \$80.00 instead of our regular low price of \$99.00.

PC SWL contains the hardware, software, instructions and frequency lists needed to allow you to receive a vast variety of digital broadcasts transmitted over shortwave radio. All you need is any IBM PC or compatible computer and an SSB shortwave receiver. The product consists of:

Demodulator
Digital Signal Processing Software
200 Page Tutorial Reference Manual
World wide Utility Frequency List
Tutorial Audio Cassette with Samples
PC SWL automatically decodes Morse code, RTTY, AMTOR, SITOR, NAVTEX and ASCII.

PC SWL lets you tune in on world press services meteorological broadcasts, ham radio operators, coastal shore stations, aviation telex and much more digital action on the shortwave bands. Why pay for another expensive box when a simple interface and your PC can do the job?

ADVANCED FEATURES:

- Tuning Oscilloscope
- Digital Waveform Presentations
- Auto Calibration and Code Recognition
- Continuously Tunable Filter Frequencies
- Variable Shift
- Adjustable CW Filter Sensitivity
- Unattended Capture and Printing
- Integrated Text Editor
- Integrated Log and Database
- Shell to DOS applications
- Seamless Integration with PC HF Facsimile

Call or write for our complete catalog of products. Visa & MasterCard welcome.

Software Systems Consulting
615 S. El Camino Real, San Clemente, CA 92672
Tel: (714) 498-5784 Fax: (714) 498-0568

CIRCLE 244 ON READER SERVICE CARD

RF ENTERPRISES

TO ORDER: 1-800-233-2482

Service & Info: 218-765-3254 Fax: 218-765-3308

Complete Inventory

ANTENNAS

TELEX/hy-gain
CUSHCRAFT
DIAMOND

TOWERS

ROHN
HY-GAIN
ACCESSORIES

YAESU ICOM MFJ AEA

BELDEN COAX:

9913
Low loss: 50 ohm.
RG-213/U
(8267) 50 ohm. Mil-spec.
RG-8/U
(8237) 50 ohm
RG-8/U
(8214) 50 ohm. Foam.
RG-8X
(9258) 50 ohm; foam

Don't settle for less than the best

ASTRON POWER SUPPLIES

RS-4A RS-7A RS-12A
RS-20A RS-35A RS-50A
RS-20M RS-35M RS-50M
VS-20M VS-35M VS-50M

CALL US FOR YOURS!

COPPERWELD ANTENNA WIRE:

Solid: 12 ga.; Solid: 14 ga.; &
Stranded 14 ga. Cut to your specs.

ROTOR CABLE:

Standard (6-22, 2-18)
Heavy Duty (6-18, 2-16)

We stock Amphenol Connectors
Connectors installed! Jumpers & custom cable assemblies.
Call or write today! We ship worldwide.

VISA Mastercard

Prices subject to change without notice.
Shipping additional except as noted.
Returns subject to 20% restocking fee.
No antenna or tower returns.

RF ENTERPRISES

HC 86 Box 580
Merrifield, MN 56465

CIRCLE 171 ON READER SERVICE CARD

CARR'S CORNER

Number 15 on your Feedback card

Joseph J. Carr K4IPV
P.O. Box 1099
Falls Church VA 22041

Selecting Variable Capacitors, Part I

Variable capacitors are a regular part of amateur radio circuits. While the new generation of hams might see fewer variable capacitors in their modern equipment (phase-locked-loop synthesizers and solid-state RF power amplifiers don't use them like the "old stuff" did), they are still found extensively in antenna tuners, preselectors, and in many—perhaps most—home-brew rigs. Selecting the right variable capacitor requires a little insight into the different types of variable capacitors available. Also, you might be interested in where these "antiquities" can be purchased.

What Are Variable Capacitors?

Capacitors are formed by placing two conductors opposite each other, separated by an insulating dielectric. Different types of dielectrics are used in variable capacitors: vacuum, air,

mica, and poly film are the most common. The capacitance is inversely proportional to the spacing between the metal plates of the capacitor (moving them closer together raises capacitance). In transmitters and antenna tuning units, there must be a trade-off between the wide spacing necessary to increase the working voltage and the narrow spacing required to increase capacitance. The capacitance is directly proportional to the area of the metal plates facing each other (whether by size of the plates or by the number of plates) and the dielectric constant of the insulator between the plates.

Making a capacitor "variable" can be accomplished in several ways: changing the spacing between plates (in compression capacitors), or changing the proportion of total plate area "shading" each other (in most rotary variable and piston capacitors). Compression capacitors are typically used for "trimmer" or "padder" applications. A trimmer capacitor is placed in parallel with the main tuning capacitor in an LC resonant tank circuit,




Photo A. Two forms of variable capacitor: straight line frequency (left), and straight line capacitance (right).

while a padder is placed in series with the main tuning capacitor.

Another way to classify capacitors is according to the manner of the capacitance change when the tuning shaft changes. Photo A shows the two different forms: a straight line frequency capacitor on the left; a straight line capacitance form on the right. A straight line capacitance capacitor has a constant capacitance change per degree of shaft rotation

($\Delta C/\text{degree}$). For example, suppose a capacitor is designed to provide a capacitance range of 7.7 to 100 pF, or a range of 92.3 pF over 180 degrees of shaft rotation. That capacitor will show 0.513 pF/deg all across the range. A straight line frequency capacitor uses shaped plates to account for the fact that the resonant frequency of an LC tank circuit changes as the square root of the capacitance changes. These capacitors have a constant frequency change per degree of shaft rotation.

The type of capacitor selected can have a profound effect on the look of a calibrated dial. A straight line capacitance device will cause the frequency units to scrunch up on one end of the dial (you've seen that effect on some AM band radios), while a straight line frequency device will show equal frequency change for every linear dial division. Radio receiver LOs and transmitter VFOs will usually want a straight line frequency type, while certain instruments (such as an impedance bridge) might require a straight line capacitance type.

Two different types of air variable capacitor construction are shown in Photo B. The capacitor in Photo B-1 uses two end plates (one front and one rear), while the capacitor in Photo B-2 uses a single end plate. "Conventional wisdom" suggests that the dual end-plate units offer better mechanical stability so they are better for VFO/LO applications. But in reality, there seems to be a trade-off. After building a lot of VFOs and LOs during the past 30+ years, I can't see the advantage, especially when you consider other sources of drift and shift appear far more severe in those circuits.

Note that the capacitor shown in Photo B-2 uses a ceramic end plate. Others will use a metal end plate, which also serves to ground the capacitor when it is directly mounted to a chassis. The ceramic type end plate makes it easier to "float" the capacitor. There are two ways to do this trick. First, cut a hole in the metal panel wider than the 3/8" threaded

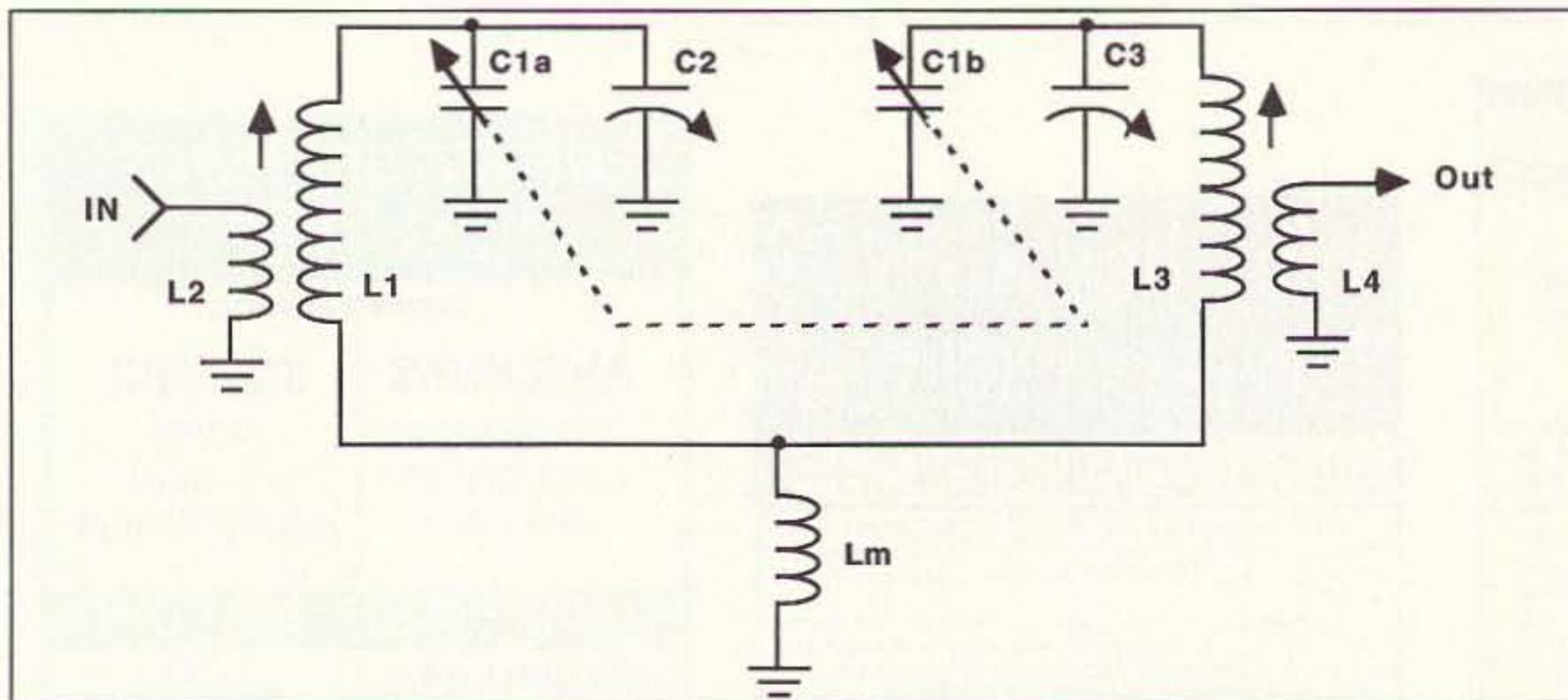


Figure 1. Doubly tuned RF "front-end" selector.




Photo B. 1) Two-end plate variable; 2) single-end plate variable.

BATTERIES

You've bought our replacement batteries before...
NOW YOU CAN BUY DIRECT FROM US, THE MANUFACTURER!



YAESU/MAXON

FNB-2	10.8v @	600 MAH
FNB-3/3A	9.6v @	1200 MAH
FNB-4	12v @	750 MAH
FNB-4A	12v @	1000 MAH
*FNB-10(S)	7.2v @	1000 MAH
FNB-12	12v @	500 MAH
FNB-12(S)	12v @	600 MAH
FNB-17	7.2v @	600 MAH

equiv. to FNB-11 (1/2" shorter)
 *Same size case as FNB-12
 *FNB-25 7.2v @ 600 MAH
 FNB-26 7.2v @ 1000 MAH
 *FNB-26A 9.6v @ 800 MAH
 *Same size as FNB-26 case
 FNB27 12v @ 600 MAH
 **FNB-27S 12v @ 800 MAH
 ** (1/4" longer than FNB27)

SPECIAL FOR THE MONTH OF JULY

NEW 10% OFF

Replacement Batteries for Standard

CNB-152
 12v @ 600 MAH

CNB-153
 7.2v @ 1100 MAH

MONTHLY DISCOUNTS APPLICABLE TO END-USERS ONLY

Powerpac+®

6 V for Camcorders & 12 V for 2-way



NEW! CHARGERS

FINALLY... ONE CHARGER THAT CHARGES ALL BATTERIES

By simply switching plug-in cups, the **MasterCharger®** will charge any Yaesu, Motorola, Icom, Kenwood, Alinco, etc. radio battery.

MasterCharger I

- A constant current rapid charger utilizing a PHILIPS' Microprocessor base control unit which uses a negative delta V technique to determine when the battery is fully charged.
- Works with an AC adapter (115v AC or 220v AC) as well as with a cigarette lighter adapter cord in a car, boat or plane.

MasterCharger II

- Can charge any Nicad battery from 6v to 13.2v
- 115v or 220v AC adapter included.
- Utilizes a taper charge principle.
- Can charge a battery in 5 to 8 hours, then automatically goes into a reduce current state.

MANUFACTURED IN U.S.A. BY W & W ASSOCIATES



DISCOVER now accepted. NYS residents add 8 1/4% sales tax. Add \$4.00 for postage and handling.



Prices and specifications subject to change without notice.

SOURCE FOR ALL YOUR COMMUNICATION BATTERY REPLACEMENT NEEDS.

W & W ASSOCIATES

29-11 Parsons Boulevard, Flushing, N.Y. 11354

WORLD WIDE DISTRIBUTORSHIPS AVAILABLE. PLEASE INQUIRE.

MADE IN THE U.S.A.
 SEND FOR FREE CATALOG AND PRICE LIST

In U.S. & Canada Call Toll Free (800) 221-0732 • In NYS (718) 961-2103 • FAX: (718) 461-1978

CIRCLE 191 ON READER SERVICE CARD




Photo C. Two-section variable capacitors: A) both sections the same; B) front section smaller to tune LO (used in superhet radio receivers).

bushing, and a 3/8" hole in an insulated piece of material. The capacitor is mounted to the insulator, and the insulator is mounted to the panel. The second way is to cut the hole larger than 3/8", but also drill two mounting holes on either side of the shaft hole and use the holes in the ceramic end plate to hold small screws.

Photo C shows a pair of dual variable capacitors. The capacitor in

Photo C-1 has two sections that each have the same capacitance range. For "broadcast variables," the normal capacitance range is 10 to 365 pF, although 10-380 pF, 10-300 pF, 9-140 pF, 10-440 pF and 12-500 pF capacitors are available. The 140 pF are typically used in transistor portable radios, and the other values are found in radios from other countries. For most broadcast receiver variables

used in this country, if the two sections are identical, the range is 10-365 pF.

One application of dual capacitors is to tune two ends of a double-tuned RF input LC tank circuit (Figure 1). This circuit consists of two LC resonant tank circuits (L1/C1A/C2 and L3/C1B/C3) that are coupled together through a small mutual inductance L_m . Information on selecting the val-

ue of the mutual inductance can be found in nearly any edition of the ARRL *Radio Amateur's Handbook* (or *Handbook for Radio Amateurs* in later editions). The RF signal is coupled into the circuit through a low impedance link (L2), and out of the tank circuit by another low-Z link (L4).

Getting the two halves of the double-tuned tank circuit to "track" to the same frequency is done by making use of the variable tuning feature of inductors L1 and L3, and the trimmer capacitors (C2 and C3). In most cases, the inductors are adjusted for peak signal output at the low-end of the band, and the trimmers are adjusted at the high end of the band.

Another application of the dual variable is to simultaneously tune both the RF amplifier input and the local oscillator in a superheterodyne radio receiver. The frequencies of these circuits differ by the amount



HamCall / CD-ROM

500,000 HAMS plus
1,000's of Public Domain
Amateur Radio Programs and Data
Now with International

CD-ROM Disc \$50.00
Shipping (per order) \$5.00

BUCKMASTER Publishing
Route 4, Box 1630 Mineral, VA 23117
703-994-5777 - 800-282-5628




CIRCLE 56 ON READER SERVICE CARD

No-Hands!

When your hands are busy, where do you want your HT? ARES teams and paramedics designed our chest mounted RescuePouch so they could listen without an earpiece and talk straight into it no-hands. Diagonal positioning of HT places antenna over the shoulder not in your face. Made of padded rot-proof Cordura with quick-release buckles. Adjusts to grab any size HT. Unique Double model holds two HT's or HT and spare battery. Single \$31. Double \$41. +\$3 P&H.



AntennasWest
Box 50062-S, Provo UT 84605

ORDER HOTLINE:
801-373-8425

CIRCLE 138 ON READER SERVICE CARD

CB-TO-10 METERS

We specialize in CB radio modification plans and hardware. Frequency and FM conversion kits, repair books, plans, high-performance accessories. Thousands of satisfied customers since 1976! Catalog \$2.

CBC INTERNATIONAL
LOU FRANKLIN/K6NH - Owner
P.O. BOX 31500X, PHOENIX, AZ 85046



ARK 40

SYNTHESIZED QRP CW TRANSCEIVER KIT

- Superhet single signal receiver
- Synthesized to 100 Hz
- RIT +/- 500 Hz
- IIP > +10 dbm
- Sensitivity 0.3 μ V
- CW crystal filter
- CW audio filter
- Immediate recovery AGC
- 3-4 watts out
- FULL QSK
- Sinewave sidetone
- 12 VDC powered
- Rugged extruded chassis
- 2 1/4" X 5 1/2" X 8"
- Coils pre-wound
- Silkscreened PCB's
- GUARANTEED TO WORK*
- Product of USA

Complete - just add key, power & Antenna

40 Meter Kit \$269.95
Optional adj. speed Keyer \$ 39.95
Shipping & Handling \$ 5.50
MD residents add 5% sales tax

*Call or write for details

S & S ENGINEERING
14102 BROWN RD
SMITHSBURG, MD 21783




(301) 416-0661 FAX (301) 416-0963

CIRCLE 294 ON READER SERVICE CARD

Townsend Electronics, Inc.
presents
C.M. Howes Kits
for
H.F. Amateur Equipment



"RIG SAVER"
H.T. and Mobil Mounts

\$29.95 \$39.95

THE WORLD'S BEST
in ham radio books and publications
28 page catalog \$1.00
Outside USA \$2.00
1-219-594-3661

Townsend Electronics, Inc.
Box 4155 • Pierceton, IN 46562

CIRCLE 299 ON READER SERVICE CARD

RANDOM OUTPUT

Continued from page 96

of being a first QSO, this one on the 10 meter Novice phone portion. It was surprisingly similar to my own first QSO. The young newcomer was at a friend's house, "borrowing" the station for his first QSO. He was quite nervous, and admitted to being so. I told him about my first QSO, which helped to break the ice. Boy, first QSOs are sure easier on SSB! I explained to him that he didn't have to give our callsigns before and after every transmission, that the goal was to be as conversational as simplex communication will allow (advice I give to every new ham I find myself in contact with). We ended up having a nice little QSO, with his friend interjecting comments now and then. I felt I was sort of "paying back" that ham in Dallas, and my high school radio club buddies.

A few days later, I received a QSL card in the mail, thanking me for being a first QSO. I've been a ham for almost 20 years, and I've got a box full of QSL cards. I keep a half dozen or so at my operating position, to remind me of particularly pleasant contacts. I keep the "first QSO" card at the top of the pile. It reminds me of some things it would do us all well to remember now and then.

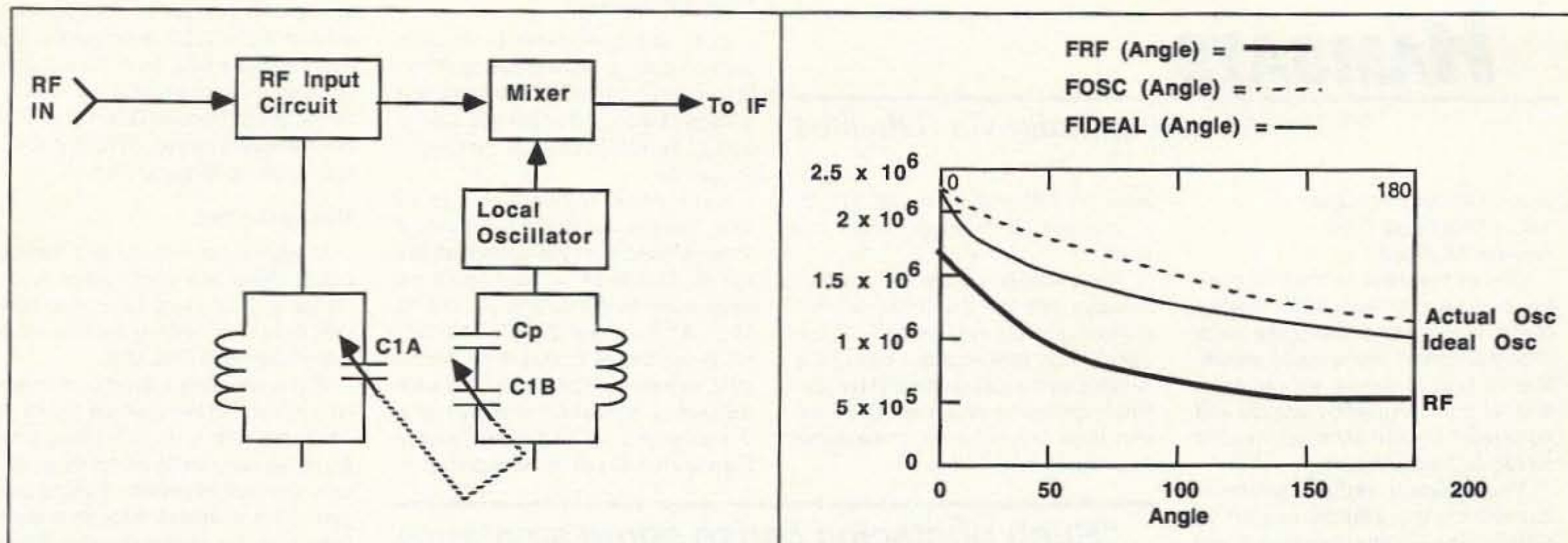


Figure 2. A) Block diagram of superheterodyne front-end showing use of the padder capacitor; B) MathCAD tuning curve for an AM BCB case using a padder capacitor.

of the IF frequency. For example, in a 75/80 meter receiver that uses a 455 kHz IF amplifier, the RF circuit will tune 3,500 to 4,000 kHz, while the local oscillator tunes from 3,955 to 4,455 kHz. The frequency ratio of the RF is 1.143:1, suggesting a required capacitance ratio of 1.143^2 , or 1.306. The LO, on the other hand, has a frequency ratio of 1.126:1, requiring a capacitance ratio of 1.126^2 , or 1.268:1. One method for achieving improved tracking between the RF

and LO is to use a padder capacitor (C_p) in series with the section of the main tuning variable that tunes the LO ($C1B$ in Figure 2A).

There is a little bitty problem with using a padder capacitor to achieve tracking, even though it was once very popular. Figure 2B shows a MathCAD plot of the RF frequency, ideal oscillator frequency, and actual oscillator frequency for an AM BCB case (225 μ H inductor, and 2X 365 pF capacitor). Note the large separ-

ture between the ideal and actual local oscillator frequency curve. This problem is fixed by using a specially designed variable capacitor, like Photo C-2, in which the front section is smaller (and has slightly differently shaped plates in some models). The front section is designed to tune the LO frequency range, while the rear section tunes the RF frequency range. Popular combinations include 8.5-105 pF/15-480 pF and 10-140 pF/12-420 pF.

Next Month ...

In the final installment of this two-part series we will take a look at transmitting variable capacitors, the differential variable, the split-stator variable and some of the circuits in which these are used. Another topic in Part II will be calculating the trimmer values and inductance values needed for tuning a specified frequency range (like a ham band). We will also look at some sources of supply for variables. 73

1993 CALL DIRECTORY
(On Microfiche)

Call Directory \$10
Name Index 10
Geographic Index 10

All three — \$25
Shipping per order \$3

BUCKMASTER PUBLISHING
Mineral, Virginia 23117
703: 894-5777 800: 282-5628

CIRCLE 170 ON READER SERVICE CARD

CornerBeam?

SWR < 1.2:1 across the band
Gain of a 15 ft Yagi
No dimension over 7 ft
40 dB Front-to Back Ratio
60° Half-power Beamwidth
Mounts directly to mast
Vertical or Horizontal Polarization

2meters \$145, 220 MHz \$145, 70 cm \$115, Dual 146/440 \$165
Weights only 10 lbs. Add \$11 Shipping & Handling. Info \$1.

AntennasWest Order HotLine
Box 50062 Provo UT 84605 801 373 8425

CIRCLE 380 ON READER SERVICE CARD

SURVEILLANCE
& COUNTER SURVEILLANCE Electronic Devices

Transmitter Kits.. \$39.95 ppd., Voice Changers,
Telephone Recording Systems, Vehicle Tracking,
Bug & Phone Tap Detector & More!

NEW! Telephone PRIVACY PLUS- defeats bugging devices
and automatic tape recorders on your line. \$199.00

FOR CATALOG SEND \$5.00 TO...
EDE P.O. Box 337, Buffalo, NY 14226 (716) 691-3476

Simplex Repeater System

- Handie Talkie ready - Plugs into spk/mic jacks
- 32 or 65 Second operation - 32K bit operation
- 2 mode operation, Announce or Repeater

- Commercial quality 3.2 kHz pass band
- Amateur supporting emergency communications
- Club meetings announcements
- Test repeater sight locations
- Aeronautical relays
- Security personnel
- Hiking, fishing, back packing, exploring
- Licensed to your call
- Great wired into your mobile

Radio Not included Icom & Yaesu Ready

\$166.00 + S.H. US Currency \$22.50 Optional Leather Case

It's Amazing what Simplex can do Better!

US Digital Co US Money Order - Prompt Service
380 Rougeau Ave Certified Cheque - Prompt Service
Winnipeg, MB. Personal Cheque - Clearing Time
Canada R2C 4A2 phone (204) 661-6859

CIRCLE 190 ON READER SERVICE CARD

Sell your product in **73 Amateur Radio Today**
Call Dan Harper today. . . 1-800-274-7373

MADISON SHOPPER

ORDERS: 1 (800) 231-3057
1 (713) 729-7300 or 729-8800
FAX 1 (713) 729-4766

New and Used Meters,
Tubes, Transformers,
Filter Capacitors
And More

VISA FREE List Call MasterCard

Madison Electronics
12310 Zavalla Street
Houston, TX 77085

CIRCLE 25 ON READER SERVICE CARD

VECTOR FINDER

ZERO-IN THE SIGNAL!

HAND-HELD PHASE SENSE ANTENNAS FOR VHF DIRECTION FINDING. USES ANY FM XCVR. COMPASS GIVES DIRECTION. ARMS FOLD FOR STORAGE. TYPE VF-142 COVERS BOTH 2-MTRS & 220MHZ. OTHER MODELS AVAILABLE. WRITE OR CALL FOR MORE INFO.

\$3.50 SHIPPING & TYPE VF-142
CA. ADD TAX) \$139.95 619-

RADIO ENGINEERS 565-1319
3941 MT. BRUNDAGE AVE.
SAN DIEGO CA. 92111

CIRCLE 58 ON READER SERVICE CARD

Amateur Radio Via Satellites

Andy MacAllister WA5ZIB
14714 Knightsway Drive
Houston TX 77083

One of the most formidable challenges for the amateur radio satellite chaser is to make a successful voice or packet contact with a space shuttle. Making such a contact will require a level of operating skill, patience and equipment performance not needed for regular hamsat activity.

The amateur radio equipment carried on the shuttle is part of SAREX, the Shuttle Amateur Radio EXperiment. Various equipment configurations have been in use since 1983 when Owen Garriott went to space in the *Columbia* on mission STS-9. He operated voice on 2 meters. Many SAREX missions have followed.

STS-56 flew in April 1993, carrying equipment for packet, voice, SSTV and FSTV reception. The mission was a success, with a full schedule of school contacts, FSTV tests, some SSTV activity and general QSOs.

In May, STS-55 carried packet and voice gear, known as configuration "C," in conjunction with the German SAFEX (Shuttle AmateurFunk EXperiment) equipment for 70cm FM operation. Comparisons were made between the window-mounted SAREX antenna and the quarter-wave whip attached to the outside of the German spacelab. The whip performed 12 dB better than the window antenna.

Three more SAREX flights are planned this year, including STS-57 in

June, STS-58 in August and STS-60 in November. They will use packet and voice.

The shuttle is typically in a low orbit between 120 and 310 miles, with an inclination between 28 and 57 degrees. This means short passes, a variable orbital decay rate and low elevation angles for antennas. There are also large Doppler shifts of the signal frequencies.

"Such obstacles cause some amateurs to give up while inspiring others to try every means available to make a contact. Before attempting a shuttle contact be sure to observe the rules of the game."

The ham-astronauts cannot operate on every pass for general contacts. The work timeline and scheduled contacts with schools and families take precedence. The packet equipment, if on board, is usually active for those passes when the astronauts plan no other ham activity. But even the packet has been shut down when the antenna window is required for photography and other experiments.

The SAREX antenna is mounted in one of the cabin windows and can be shadowed by the spacecraft. Signals can be difficult to copy for as much as half the pass. This affects uplink signals as well.

SAREX Procedures

Such obstacles cause some amateurs to give up while inspiring others to try every means available to make a contact. Before attempting a shuttle contact be sure to observe the rules of the game.

First, *never* transmit on 145.55 MHz; second, *never* call the shuttle if transmissions from the spacecraft are not on 145.55 MHz. Many stations have been heard calling on 145.55 MHz. Although the SAREX Motorola HT is capable of reception on 145.55 MHz, experience has shown that split-frequency operation is necessary. Voice uplinks for all stations except Europe start at 144.91 MHz and go to

144.99 MHz in 20 kHz increments. Except in emergencies, the SAREX HT will *never* be set to receive on 145.55 MHz.

For packet activity, the uplink is 144.49 MHz and the downlink is 145.55 MHz. When sending connect requests, call W5RRR-1. The specially modified Heathkit TNC uses the call-sign of the Johnson Space Center Amateur Radio Club with a "-1" SSID (sub-station identifier) at the end. The packet operation does not currently use a standard 600 kHz split, so be sure to use a radio capable of the odd split.

During voice activity, if the ham-astronaut appears to be engaged in a

scheduled contact on 145.55 MHz *wait* until the QSO is complete. It's better to get a QSL for a "heard" contact than to interfere with a school or family pass. Special QSL cards that differentiate between SWL and QSO activity are no longer printed.

Making Contact

Using the rules above as a starting point, there are many ways to increase your chances for a good contact, or at least hearing SAREX activity to qualify for a SWL QSL.

If you are using a directional antenna you need to know where to aim. A computer with a good tracking program that can handle orbital decay data is the best approach. Several programs are available through bulletin boards for free or as shareware. Some of the best programs are sold by AMSAT, the Radio Amateur Satellite Corporation (850 Sligo Ave., Silver Spring MD 20910; telephone: 301-589-6062).

Accurate orbital data is needed to give the program information to locate the shuttle and determine antenna pointing angles for your location. This data is commonly referred to as element sets. Due to the high and variable decay rate of the shuttle's low orbit, current element sets are a necessity. They can be found on packet radio bulletin boards, CompuServe, the Dallas Remote Imaging BBS (214-394-7438), the AMSAT BBS (201-261-2780), SPACELINK BBS at (205-895-0028) or from WA3NAN at the Goddard Spaceflight Center. WA3NAN operates on several HF frequencies during missions including 3860, 7185, 14285, 21395 and 28650 kHz. Most flights require accurate tracking data not more than two days old for accurate antenna pointing. If an omnidirectional antenna is used it is still a good



Photo A. Typical configuration "C" for SAREX voice and packet. (NASA photo.)




Photo B. End view of the Motorola SAREX HT shows channel selection knobs and other controls. (NASA photo.)

idea to know where the shuttle is located in the sky.

If you are aiming the antenna with an autotracking computer system, set the computer time exactly or slightly ahead, depending on how often the system updates the antenna position. For those with manual control, lead the shuttle by 30 seconds to a minute

to allow time for typing or calling as the spacecraft travels through the center of your beam pattern. Keep this up for the duration of the pass.

Be ready for voice or packet operation. The passes are short, usually about eight to 12 minutes. Antennas should be pre-aimed, receivers set to 145.55 MHz and transmitters set for




Photo C. Repackaged Heathkit TNC for SAREX operation. (NASA photo.)

144.49 (packet) or 144.95 (voice).

Additional frequency correction can be dialed in for Doppler shift. When the shuttle is approaching on a high-elevation pass, the received signal will be a few kHz high, so listen around 145.553 MHz. If possible, the transmitter should be set a few kHz low. This will center your signal in the receiver

on board the shuttle. When the shuttle is at its closest approach, there is no apparent Doppler shift so set both frequencies as listed. As the shuttle heads away, transmit a few kHz high and receive a few kHz low.

For packet operation set RETRIES=0. Many calls may be necessary to get through, and a timeout is

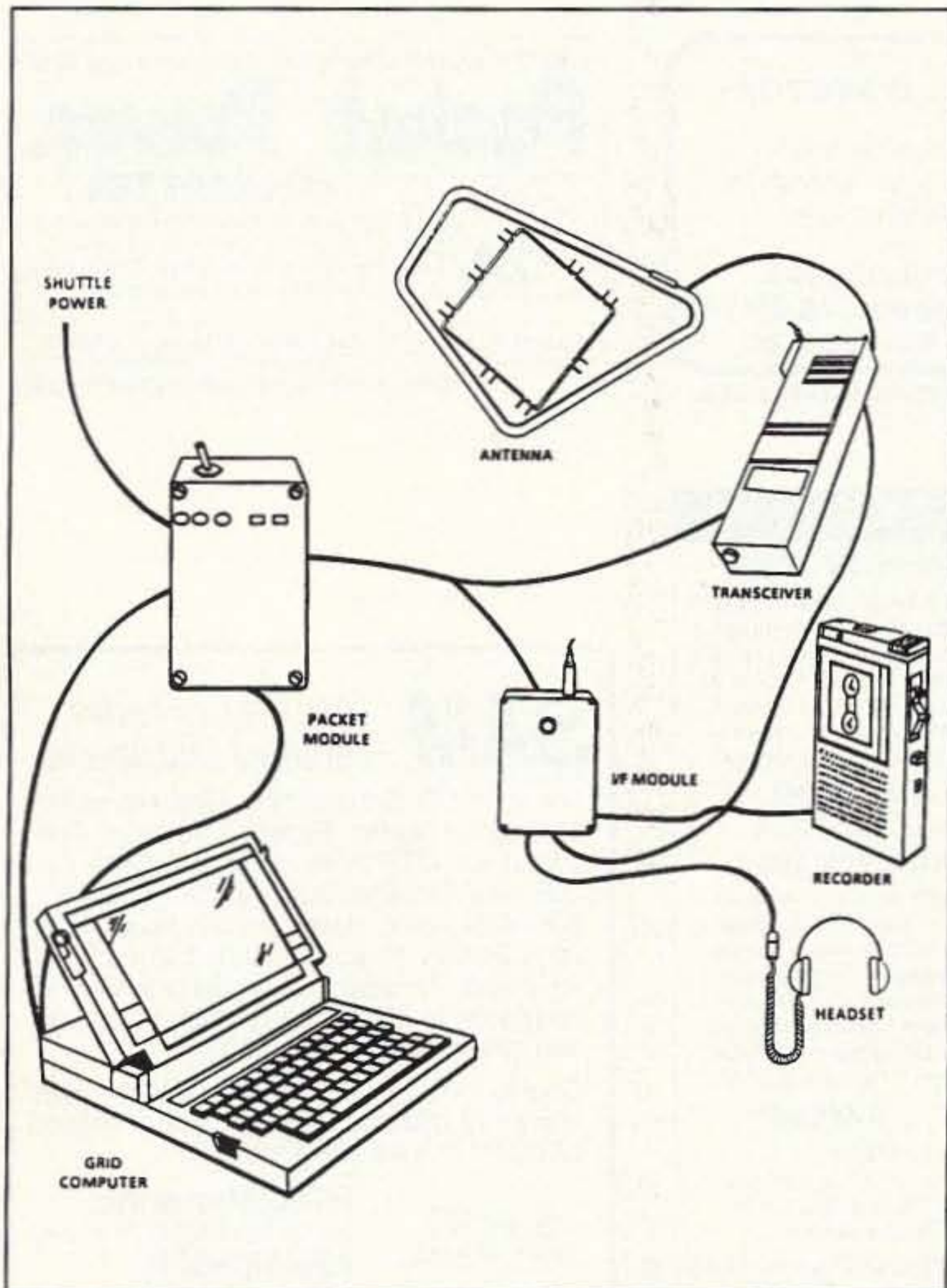


Figure 1. Pictorial of configuration "C." (NASA drawing.)

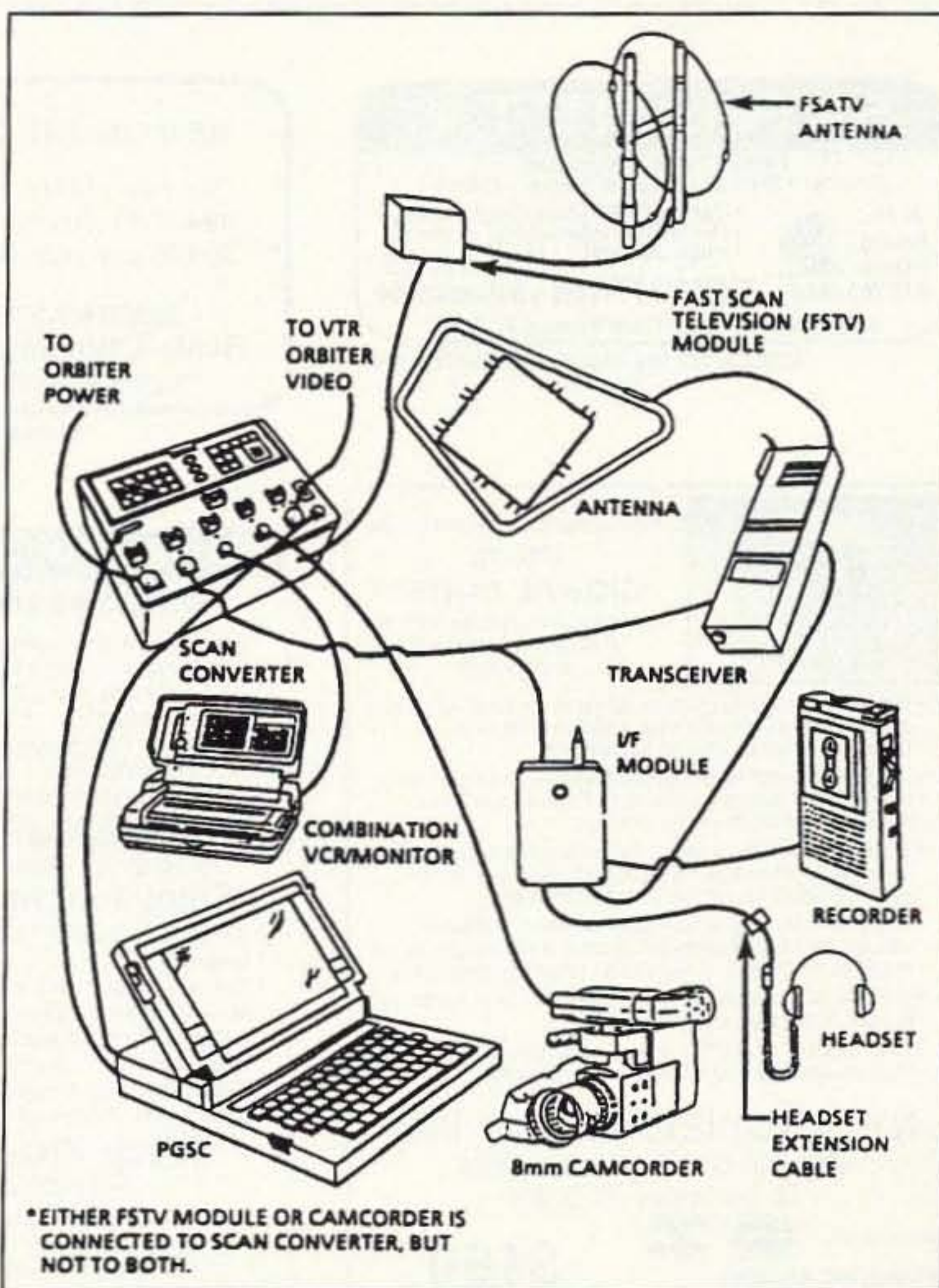


Figure 2. Pictorial of SAREX system used on STS-56 for voice, packet, SSTV and FSTV reception. (NASA drawing.)

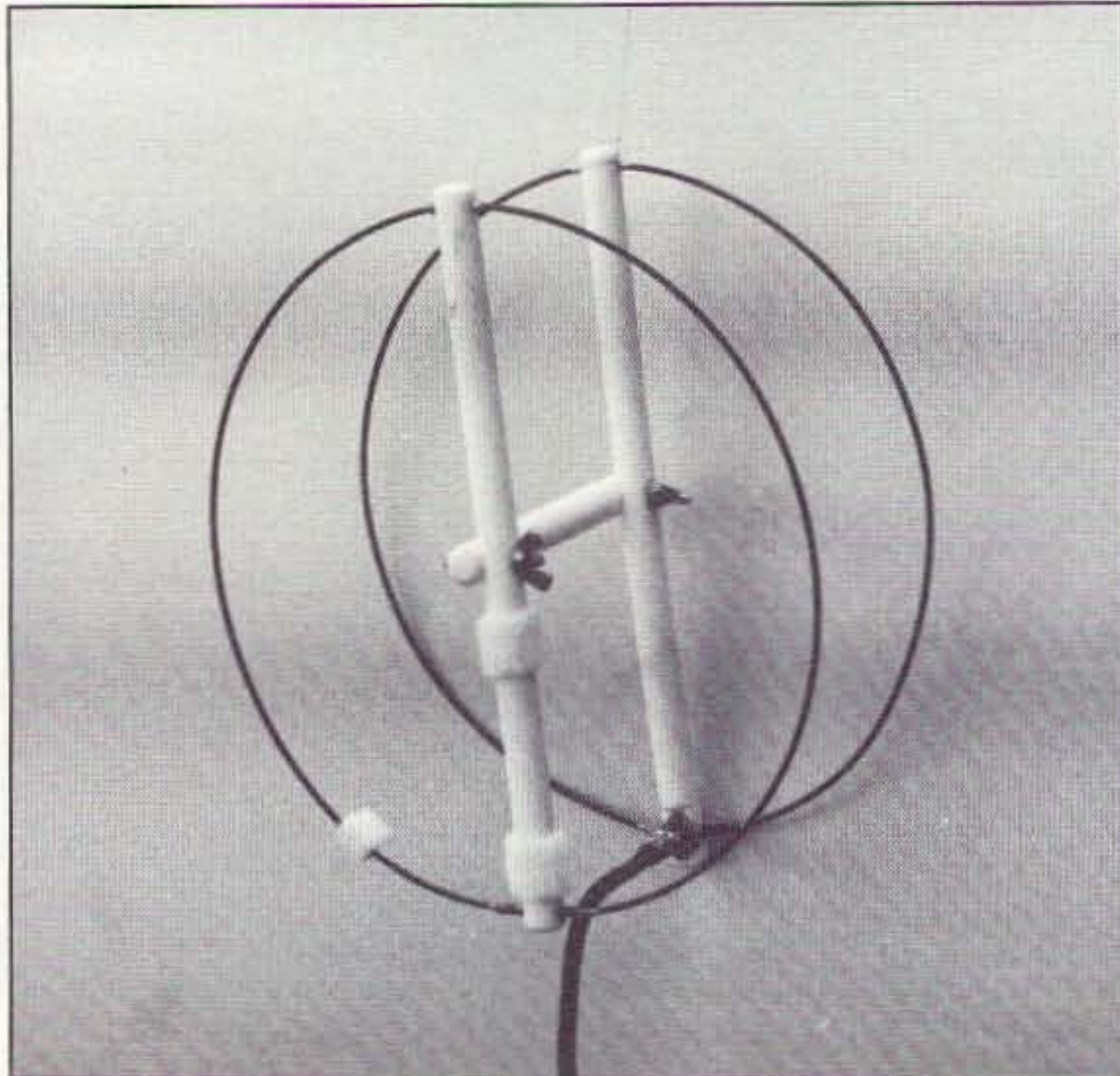


Photo D. Prototype of SAREX 70cm loop yagi for FSTV reception.

inconvenient. Other parameters may be adjusted for faster and more aggressive operation. Check the TNC (Terminal Node Controller) manual and experiment. If the SAREX TNC hears your call it will respond. Your system will register the connect and hopefully receive a QSO number. Your system

will then "ACK" back to the shuttle. The SAREX TNC will register the "ACK" and send a disconnect packet. Your system will respond and show "DISCONNECTED." If all goes well, your call will show up in the "QSL" list with a QSO number. If the complete contact was not successful, your call will be in

the "QRZ" or heard list. The SAREX TNC can capture and hold 650 stations in the "QSL" list, but only a few dozen in the "QRZ" list. It is up to the laptop computer on the shuttle to collect "QRZ"-list data. Be sure to capture the data in your own machine for confirmation later since there is no guarantee that the SAREX laptop is on and collecting data. Beacon packets with the latest lists are sent every two minutes by the SAREX TNC.

For a voice pass use 144.95 MHz as the default uplink. Most operations on STS-56 and STS-55 earlier this year used this frequency. It is 600 kHz below the downlink on 145.55 MHz and can be used on all 2 meter FM rigs with standard repeater offset capability. Once again Doppler correction helps. If other stations are making contacts with the shuttle using the alternate uplinks (145.91 MHz, etc.)—try them. If the QRM on 144.95 MHz is fierce, the ham-astronaut will likely listen for signals on one of the other uplinks.

If you have an amplifier, use it. For packet, make one good contact and quit. The same goes for voice. Hundreds of stations are calling and multiple contacts or attempted rag-chewing won't help. A few hams have been known to make as many packet connects as possible for several passes. This inconsiderate activity makes it hard or impossible for everyone else.

It's a good idea to monitor as many

passes as possible, even after a successful QSO, just to practice antenna aiming and frequency tuning. The next shuttle flight might not be as easy.

If no activity is heard on 145.55 MHz, tune around. Scheduled contacts with schools or home may be taking place on unlisted downlinks. Early in a mission most passes are set aside for schools. Just listening to the astronauts' answers to questions from the school children is exciting. These kids may be future scientists, hams or even astronauts who got their first inspiration from the direct interactive conversation with an astronaut via SAREX. Don't even try to call if the downlink is not on 145.55 MHz. The SAREX Motorola HT uses much different uplink frequencies for these downlinks. The radio has 48 "channels" defining specific uplink/downlink pairs.

When a shuttle mission goes for an extra day due to bad weather at the primary landing site, or to allow more scientific studies, additional ham activity is common. The scheduled contacts are usually done and the ham-astronauts may have time for just "playing with the radio." A lot of good contacts have been made this way. The "big-guns" have made their contacts and are off chasing other DX on HF. Stations with less power or smaller antennas can usually get through with these conditions. Mobile stations and even those with HTs have had success. It's worth a try.

SATELLITE T.V.
 Factory Direct to Your Door
 Echostar • Startrak • Houston Tracker • Orbitron
 24 Hr. Pricing Hotline 516-763-6842
 • Call for FREE Huge Color Catalog
 • Domestic & International Systems
 • Huge Savings!
ECHOTRAK™ Info & Orders 305-344-6000
 4749 NW 98th Lane • Coral Springs, FL 33076
 CIRCLE 157 ON READER SERVICE CARD

NEW ONLINE CALL DIRECTORY
 Our new *HAMCALL* service gives you 494,114+ Hams, via your computer. \$29.95 per year — unlimited use!
BUCKMASTER PUBLISHING
 Route 4, Box 1630 Mineral, VA 23117
 703: 894-5777 800: 282-5628
 CIRCLE 7 ON READER SERVICE CARD

Like ♥ Packet? Chock Full of Features and Tips!
Packet Power
 NEWSLETTER
 12 ISSUES ONLY \$24
 Subscribers worldwide. Professionally written and edited. Mention 73 and receive 3 bonus issues! Sample copy \$2. Send check or money order (US funds) today to:
Packet Power • PO Box 189 • Burleson, TX 76097
 CIRCLE 233 ON READER SERVICE CARD

DIGITAL FIELD STRENGTH METER FS 73 "SIGNAL CUBE"®
 High Performance, Precision Instrument measures in relative and absolute units
 • Relative measurements from 60 Hz to the GHz range and absolute measurements from 1 MHz to 100 MHz. (Broad band with no tuning adjustment).
 • Adjustable length dipole antenna sets required sensitivity (At high gain settings, ambient R.F. fields from local sources will indicate on the display).
 • Dipole antenna eliminates need for a counterpoise. (A single antenna type field strength meter utilizes the person holding the unit as the counterpoise).
 • Consistent and repeatable readings can be obtained with the Nye Engineering unit since it is not necessary for the observer to hold or be in close proximity to the meter.
 • A heavy duty cast aluminum, gasketed cubical enclosure is used. It does not easily tip over.
 • The "SIGNAL CUBE"® is factory calibrated to a standard for both absolute and relative measurements.
NYE ENGINEERING CO. INC.
 4020 Galt Ocean Drive Suite #606
 Ft. Lauderdale, FL 33308
 Made in USA
 Phone: 305-566-3997 Fax: 305-537-3534
\$169
 plus \$5.00 shipping
 CIRCLE 290 ON READER SERVICE CARD

BIG performance . . . SMALL price
Design yagis the easy way
 • Unparalleled speed, accuracy & ease-of-use • Scaler
 • SWR/Imped. & pattern bndwidth charts • Auto design
 • Auto-optimizes gain, F/B, & bandwidth • Fast Elev. & Azimuth polar plots • 17 elem. to 1 Ghz. • Metric & US ft./in. • Auto director calc. • Prints files & charts
 • Includes math co-proc. & no-math co-proc. versions
 • Too many features to list • Callsign or PO required
Quickyagi . . . \$40.00
 For PC-XT/AT w/640k, & Hero/CGA/EGA/VGA
Enjoy logging the easy way
 • 4 time-zone clocks • CW keybd w/mem. 5-40 wpm
 • Iambic keyer • DXCC & WAS tracking • Calendar
 • Contest mode • Auto entries • QSL tracking & repts
 • Mailing labels • Personal database • Auto-reminder
 • Notepad • Icom & Kenwood Tx control • DOS shell
 • Beamheadings • Search any item • Scrolling display
 • Full db mngmnt • Voice recorder control • Interface schem. incl. • Callsign required • Demo disk \$5.00
EZlog Plus . . . \$40.00
 For PC-XT/AT with any display
 Add \$3.00 s&h to non-USA orders - 3.5" or 5.25" disk
 SASE for Quickyagi info. - US Check or Money order
 Arizona orders must include 5.5% state tax
RAI Enterprises (602) 848-9755
 4508 N. 48th Dr. Phoenix, AZ 85031 USA

SAM Amateur Radio Callsign Database
 For your PC Compatible. Find Hams by Callsign or Name. Browse thru calls. Full export by QTH with custom output. All U.S. and Canada Calls. Ideal for mailing lists, QSLs, etc. Uses 16 MB Hard Disk. High Density Floppy (1.44 or 1.2) required for install. Updates and options available. Interfaces to LOGic, LogMaster, HyperLog and others. Demo disk \$3.00.
 County Cross Reference Option adds county to address info. Lookup or export all Hams in a county. Only \$7.50.
\$39.95
 \$5 s/h VISA/MC
RT Systems Inc.
 Box 8, Lacey's Spring, AL 35754
205-882-9292

Amateur Radio Teletype

Marc I. Leavey, M.D., WA3AJR
6 Jenny Lane
Baltimore MD 21208

With all the traditional hoops and hoopla, I am happy to inform all of you that this column marks the beginning of the seventeenth year of "RTTY Loop." Believe me, it would not be possible, it would not even be thinkable, without all of your support.

In that regard, I appreciate the recent messages from Richard J. Molby and Tom Vicinanza (both via CompuServe), with their words of encouragement. Tom is looking for hands-on help in the Orlando area to help get his TTY machine online. Any takers?

Another CompuServe junkie, George F. Franklin W0AV, is looking for software to interface a TRS-80 Model 4 with a KAM TNC. George is one of a number of us who upgraded his business computer and is looking for a use for this otherwise-good orphan. Well, other than a modem communications package, I have no specific suggestions. Again, is anyone out there using such a combination?

That's the thing with RTTY—folks are always finding new ways to use old devices. For instance, Roger Owen WD8DJR of Eaton, Ohio, says that at one time he had an AEA PK-64 on RTTY, without much success. A short while ago, though, he found a used AEA CP-1 Computer Patch for a very good price and made the purchase.

"The CP-1 seems to be a very good RTTY modem, and I interface it with my Commodore 64 computer, which the CP-1 was designed for. So I have made a few RTTY contacts, but I can't say that I find much activity on any band.

"Twenty meters seems to be the most-used RTTY band but, of course, it fades out when I have the chance to

get on the air. (Isn't that always the case, no matter what mode?)

"The main objective in writing to you is that for those of us who can't afford a super whiz bang megabyte computer, with all the bells and whistles, and a RTTY unit with even more bells and whistles, I find the AEA CP-1 and Commodore 64 hard to beat. The problem I find, though, is that the CP-1 seems to be as scarce as hen's teeth.

"I use the CP-1 with a Kenwood TS-530S, and it seems to do the job. When I tried RTTY before, I found that the '530 did not have good filtering, so it was difficult to copy, mark, and space signals on RTTY. With the CP-1, the filtering is already built in. Hot dog, I'm now on RTTY!"

Roger's success should be a lesson for all of us. You don't need the latest and greatest to get onto RTTY. I know I have been saying this for quite some time, but it's a message worth repeating.

Some solve problems, others pose them. Henry Fales, Jr., of Orleans, Massachusetts, writes that he has "a friend who is a confirmed satellite QSOer. This guy has very elaborate radio equipment but is using a C-64 for tracking and decoding. Until now, the bit rate has not exceeded 1200 baud, so he has been able to get away with a C-64. Soon, however, things are going to change. The new packet satellites will operate at 9600 baud, and my friend will have to change computers.

"This person will not use a computer for anything other than amateur radio. Therefore, I would like the changeover to be as inexpensive as possible. Is it possible that a Commodore 128 could read and write ASCII at 9600 baud? If this were possible, I believe that he might be able to continue to use his disk drive and printer.

"I feel certain that an Amiga A500 could do it, but I hesitate to recommend a computer which is now an orphan. Please roll this around and let me know what you think. Perhaps there are readers of the column who are facing the same choice."

This is a problem with many low-end computers, Henry. The Radio Shack Color Computer is in much the same boat, with a significant upper limit on the speed of data communication. Personally, I would think you should be able to get an inexpensive PC compatible to serve, particularly if nothing too demanding is required of the thing. A used XT-style machine shouldn't set you back more than a couple hundred dollars, and might just include a hard drive, software, and other goodies. Shop around, and don't be surprised at what might be sitting in someone's basement.

Finally, here's a letter from Steven Petrecz N5WKL of Bossier City, Louisiana, asking a simple question that has a complex answer. Steven says that he is interested in starting to monitor RTTY on HF, and transmitting on VHF. He is in the process of building the FSK demodulators that are described in the Tab Books' publication *1001 Electronic Circuits*, and he wants to build a video display, or "glass teletype," such as the HAL RVD-1005. He says that he does not want to use a computer as he feels he cannot justify such a purchase at this time.

Steven is looking for articles, books, and sources for parts for such an endeavor. No novice to construction, his ultimate desire is to build a basic solid-state RTTY station without having to resort to a computer.

At this time, this month, a complete answer to your question is really beyond the scope of this column. Over the past several years, several such terminals have been described in the pages of *73 Magazine*. A search through the 73 index will show some built from discrete chips, and others from integrated circuits. There really are many ways to


skin this cat. The reason more of these circuits are not published now is that simple, cheap, and readily available used computers work better. However, that is no reason to abandon the older technology, if that is your preference.

So, if there is some demand for it, I'll see what I can do about abstracting or serializing a project like this. I hesitate to do it if there is only very limited interest, but I will gladly dive in if some of you let me know that you would like the information.

Remember that readers of "RTTY Loop" continue to have access to the vast collections of PC-compatible amateur radio programs. RTTY and amateur radio programs are in collections #1, #2, and #4. Collection #3 is a bunch of archiving and utility programs for both DOS and Windows. Each collection will fit on a 1.44 Mb, 3.5" disk. One or two programs may be lost trying to cram them onto a 1.2 Mb 5" disk, and you will need to send a whole bunch of low density disks, if that is your system requirement. Anyway, for any or all of the collection, send me sufficient media, a return mailer with sufficient postage affixed, and \$2 in US funds for each disk to be filled, to the above address. I am trying to turn these around within a few days so, if you have sent me a disk or disks and haven't heard in a reasonable period of time, drop me a note or an E-mail message to make sure I received the original package.

We'll try to get a schematic in next month for those of you with solder to spare and a hankering to strip some wire. One thing about this column, folks, is that you never really know in what direction we will go. Be sure to share your thoughts with me via mail at the above address, CompuServe (ppn75036,2501), Delphi (username MarcWA3AJR), or America On-line (screen name MarcWA3AJR). During our seventeenth year I will continue to address your questions and concerns about digital communication, from RTTY to computers, here in 73's "RTTY Loop." 73

MIDWEST WOOD PRODUCTS



Display your license and call sign on a 12 or 24 hour solid oak clock. Letters can be changed. Both size licenses accepted. A great gift for that special ham, or for yourself!

Only \$69.95 plus S & H

Catalog Available

Call Today

616-677-3706

Six Year Warranty



Midwest Wood Products
16141 24th Ave
Coopersville MI 49404

CIRCLE 24 ON READER SERVICE CARD

TOUCH TONE DECODER:



T-2000

SURVEILLANCE/
COUNTERSURVEILLANCE
catalog \$5.

EMCOM

10 HOWARD ST., BUFFALO, NY 14206

(716) 852-3711 Made in U.S.A.

Decodes DTMF tones from audio source, (tape, phone, radio).

Displays numbers on LCD display, 200 Digit memory. \$169 ppd. USA

NEW! 70 CM TRANSVERTER 15 WATTS

New for 1993. Assembled in rugged die-cast box. IF 28-30 MHz; output 15 watts min; rvr N.F. 3dB typical; 13.8V @ 4 a.max. Switchable dual L.O. allows operation on 432-434 MHz and 435-437 MHz (also available 430 or 436 MHz). Internal coax relay with type N conn. Requires separate rx and tx I.F. lines with approx. 1 mw drive on tx (compatible with many HF transceivers) and PTT line grounded on tx. Internal power amp uses SAU4 linear hybrid module.

DEM 432-15S 15 watt transverter with 2 frequencies (432 & 435 MHz) assembled and tested. Price: \$395


STILL AVAILABLE

DEM 432K Transverter Kit 100mw 3 PCB's plus parts & xtal (432 or 435) \$155
DEM 432PCB 3 PCB'S ONLY \$30
432PAK Basic Linear Amp, Kit 15w. \$80

also transverters & preamps 432-5760MHz antennas 50-5760 MHz by DEM & Rutland Arrays



Write for Free Catalog



DOWNEAST MICROWAVE

RR1 BOX 2310
ph. (207) 948-3741

TROY, ME 04987
fax (207) 948-5157

HOMING IN

Number 18 on your Feedback card

Radio Direction Finding

Joe Moell P.E. KØOV
P.O. Box 2508
Fullerton CA 92633

A "Swiss Army" Foxbox

Hams who enjoy hidden transmitter hunting are some of the most creative people I know. Not only do they delight in finding devilish hiding places for "T-hunts" or "foxhunts," as these contests are called, but they are also creative in choosing and using radio direction finding (RDF) equipment.

"Homing In" regularly features hams who are pioneering new RDF devices and techniques. This month, the spotlight is on Marty Mitchell N6ZAV and Byon Garrabrandt KD6BCH. If it's the second Tuesday or first Thursday evening of the month, Marty and Byon will probably be competing in the informal 2 meter "progressive" hunts in Orange County, California.

One participant starts a progressive hunt by activating his hidden T at 7:30 p.m. The first person to find it immediately sets out in search of another hiding spot and puts T #2 on the air about the time the last hunter finds T #1. Now everyone else, including hider #1, looks for T #2. The first finder of #2 goes out to hide T #3, and so on. The hunt continues until about 11 p.m., or whenever everyone decides to quit and head for a coffee shop.

Progressive hunts, sometimes called "leapfrog" hunts, are great practice for rapidly tracking down jammers and QRN sources. In order to participate you need your own RDF gear, plus a rig to hide when it's your turn. Since more than one fox may be active at a time, each should transmit regularly for only a few seconds, then be silent.

Marty and Byon set out to design an easy-to-use tone source and transmission cypher. Marty started with the versatile 8-bit HCMOS Motorola MC68HC705C8 microcontroller IC, which has on-board 8K ROM, 304-byte RAM, and I/O ports. He added ICs for RS-232 interface, tone decoding, and audio switching. Byon began writing the software.

Before long they had created a device that they decided to market. It is more than just a foxbox. It's a multi-function radio controller—hence its name.

The RaCon 6805

All you need to be the quarry for your club's next foxhunt is the RaCon 6805, a transceiver (mobile or handheld) for the hunt frequency, and a command transceiver (Photo A). You trigger RaCon to start transmitting or change its transmission sequence with dual-tone (DTMF) digits from the command radio's keypad. An intermittent-signal fox can be commanded on the hunt frequency by connecting RaCon's control input to the external

speaker/earphone jack on the hidden T.

Your callsign is permanently programmed into the microcontroller's ROM, as are nine transmission modes. They include three distinctive tone patterns and six on/off sequences, with transmit times from five seconds to four minutes. Dead times range from five seconds to one minute.

Preferences for foxhunt transmission sequences vary greatly across the country. For instance, in Southern California 15 to 30 seconds on, followed by an equal off period, is a popular mode. In some Midwestern and Great Plains states there aren't any big hills to reflect 2 meter signals or woods to conceal transmitters. To make the hunts more of a challenge there, rules often allow several minutes between fox transmissions.

To prepare for national distribution, Byon upgraded the firmware to accommodate these various local customs. In version 1.01, transmission mode #2 is user-programmable. With commands from your DTMF pad you can make its key-down periods as long or short as you want, with dead-time breaks from 0 to 15 minutes.

Mode #2 encourages you to unleash your creativity. You can use one or more of the ROM-programmed tone sequences, or invent your own. Key in up to 40 digits, each representing one of 16 tone pitches, and tell RaCon how rapidly to play them. With the right command sequence, RaCon will simulate sounds such as ringing telephones. Pseudo-random tone patterns are also on the menu.

Want to loan your RaCon to another hider? It's easy to change callsigns with a DTMF command. Worried about someone else accidentally or deliberately commanding your foxbox? Lock it with a DTMF command and RaCon will not respond to further commands until it hears its unique unlocking security code. (You cannot change the security code, so be careful about giving it out.) FCC rules prohibit auxiliary control links below 222 MHz, so if you're using the RaCon with a 2 meter transceiver, you must stay close to your hidden T so you'll be in "local control."

If you have a dual-band rig, the possibilities become more interesting. RaCon has a duplex mode, so you can command your dual-bander on 70 or 125 centimeters while it transmits on 2 meters. You can even play ventriloquist and talk through the hidden transmitter on the control link from your remote observation post.

By selecting the proper jumper configuration on the board, RaCon goes into the simplex or duplex fox mode when you apply power. Other jumpers select the proper PTT connections for various brands of handhelds and mobile rigs. RaCon requires +7 to +35

VDC at 33 milliamperes. Reverse supply polarity protection is provided.

Wait, There's More . . .

RaCon doesn't have to sit on a shelf between T-hunts. It has additional features that are useful around the shack. With a change of board jumpers or a command from your computer it becomes a DTMF decoder, a remote controller, a CW keyer or an automatic pager.

When someone makes a call on your local autopatch without identifying, you might be able to tell if it was a bootlegger and identify the culprit by decoding the number dialed. The RaCon board, connected to your computer's COM port, will do it. Digits received by RaCon's DTMF decoder IC are processed by the 6805 and sent to the computer in ASCII at 1200 BPS for display. In my tests, the SSI202 decoder had a wide audio level range and good performance even with noisy signals.

If you have an application for remote control by DTMF, you could write a PC

program to use the RaCon's ASCII output. For even more versatility, Byon has included a DTMF controller mode with eight CMOS output lines on the data port. Tone commands set or toggle each bit individually. Return telemetry is provided.

The CW keyer function is useful for remote telemetry projects. RaCon converts ASCII letters and numbers from its RS232 port to MCW into your transceiver or an audio amplifier. Automatic push-to-talk keying during code transmission is included. You can set CW speed from 5 to 25 wpm with computer keystrokes.

With a one-line buffer, you can type ahead and have good-sounding code at 13 to 25 wpm. But if you use this feature to teach slow-speed Morse in your club's class, you'll have to time the character spacing yourself because Farnsworth letter spacing is not included. Byon plans to add it to a future upgrade.

The auto-page feature allows you to initiate telephone paging via radio with a five-character DTMF command.




Photo A. The RaCon and a dual-band handheld with high-capacity battery make a complete remotely-controlled station. Progressive hunt enthusiasts have found these foxes hidden in hedges, tethered in trees, and buried on beaches. (Photo by KØOV.)




Photo B. The RaCon 6805 circuit board measures 4" x 5-3/8" and mounts in the cabinet of your choice. Timing is crystal-controlled, so two or more foxes can go on and off in sequence, staying in sync for hours. (Photo by N6ZAV.)

RaCon stays at your base station, connected to a transceiver and a 1200 BPS telephone modem with the X4 result code set. By your radio command from the field, RaCon tells the modem to dial one of four pager numbers and send one of four messages to the receiving beeper.

RaCon ID's back to you via radio that the page command was received. You can command it to beep your own pager to verify that your page was successfully sent. Enter pager and message numbers into RaCon's memory with your computer and COM port. You cannot reprogram the four pager numbers and messages from the field via DTMF.

This would be a great use for your old 1200 BPS modem. (Doesn't everyone use at least 9600 these days?) I couldn't test this feature with my modem because it's so old it doesn't have X4 result codes. However, I know it

works because N6ZAV and KD6BCH regularly page each other on T-hunts using a RaCon and modem at Marty's house.

Three Hours Well Spent

RaCon is available in kit form only. Assembly instructions are minimal, but parts are easy to identify and component locations on the board are well-marked (see Photo B). Sockets for ICs are included, so you can test the board before IC insertion to accommodate firmware upgrades.

The unit that I tested had been assembled by N6ZAV. To get an independent view of the kit version, I questioned Mike Musick NØQBF, who bought one for T-hunts in St. Louis, Missouri. "As a fox, it's marvelous," he wrote back on CompuServe. "It went together in about 90 minutes, but I'm an experienced board stuffer. I'd guess that it would take a ham with more con-

ventional background about two and a half or three hours." Mike built his board into an aluminum box with a Yaesu FT-411E handheld and two 1.2 ampere-hour batteries. "I field-tested it with a friend yesterday and everything worked fine," he wrote. "It came right up with nary a hitch, took commands the first time, coughed up the chosen cycles right on cue, and went on its merry way. Very, very clean operation."

It was hard to find anything negative in Mike's assessment of RaCon, but he had one suggestion: "Connectors and controls are on adjacent edges of the board, so it makes a poor fit in typical aluminum boxes with U-shaped walls. I would have preferred all the connectors on one end."

The RaCon 6805 kit, including circuit board and all components, is available for \$79 from Marty Mitchell, 340 Otero, Newport Beach CA 92660. Add \$3 for shipping. As usual, this offer is

not guaranteed by 73 Amateur Radio Today or by me. You must supply cables and cable connectors for your radio and computer.

The RaCon is truly a "one-gadget-does-almost-everything" device. However, it has a few important limitations. RaCon performs only one function at a time. For example, it will not do DTMF controlling and CW keying at the same time. Select your mode with computer or jumpers at turn-on; cycle it off and on to change modes.

RaCon has no EEPROM. User-programmed callsigns, tone sequences, pager numbers and so forth are lost when power is removed, and it reverts to ROM defaults. If you need user programming, be sure to provide battery backup to cover momentary power interruptions. A 9 volt transistor radio battery works fine for this.

When talking through your hidden transmitter in duplex foxbox mode, remember that the fox's carrier remains on until you command it off, since there is no COR and no time-out timer. Be sure to include a CW ID cycle in user-programmed tone sequences. (It is automatically sent in the ROM-programmed modes.)

RaCon, like all digital devices, has the potential for radio interference (RFI), both incoming and outgoing. I found that RF from a hand-held scrambles RaCon's brains, but only if the antenna is within inches of the unenclosed board. Putting the board in a shielded metal case should prevent RFI problems.

Marty is upgrading the 14-page instruction manual to include troubleshooting information and more detailed descriptions of the various modes. N6ZAV and KD6BCH are giving good telephone support to RaCon builders. They seek user ideas for improved and expanded RaCon functions.

Heard of a new product for T-hunters? Let me know about it so "Homing In" can review it. A T-hunting Buyer's Guide installment of this column is in the works for later this year. Write to my Fullerton address above or send E-mail via CompuServe (75236,2165) or Internet (JoeMoell@cup.portal.com).

RACK AND CHASSIS BOXES

RACK BOXES				CHASSIS BOXES				
MODEL	H	D	PRICE	MODEL	W	D	H	PRICE
1RU5	1.75	5	\$28.40	MC-1A	4	3	2	\$15.75
1RU7	1.75	7	31.50	MC-2A	6	3	2	17.85
1RU10	1.75	10	33.60	MC-3A	8	3	2	19.95
2RU5	3.50	5	31.50	MC-4A	4	4	3	17.85
2RU7	3.50	7	33.60	MC-5A	6	4	3	19.95
2RU10	3.50	10	35.70	MC-6A	8	4	3	22.05
3RU5	5.25	5	39.90	MC-7A	4	7	4	19.95
3RU7	5.25	7	42.00	MC-8A	6	7	4	22.05
3RU10	5.25	10	44.10	MC-9A	8	7	4	24.15

FEATURES: EASY TO FABRICATE SHIPPED (FLAT) ALL MAIN PANELS ARE FLAT FRONT AND REAR ARE CLEAR BRUSHED ANODIZED. TOP, BOTTOM AND THE END PANELS ARE BLACK BRUSHED ANODIZED.

NOT SHOWN

VISA / MC We also accept VISA and MASTERCARD. ORDER DIRECT FROM THE FACTORY. ON PREPAID ORDERS SHIPPED UPS GROUND NO CHARGE SECOND DAY AIR \$1.00, NEXT DAY AIR \$2.00

SESCOM INC. 2100 WARD DRIVE HENDERSON, NV U.S.A. 89015-4249 (ORDERS) 800-634-3457 (TECHNICAL HELP) 702-565-3400 FAX 702-565-4828

CIRCLE 167 ON READER SERVICE CARD

ROANOAK DOPPLER DF

At last there is a P.C. board to build the famous Roanoak Doppler Direction Finder. Good for locating interference! Ready to assemble board and components. . . \$87.50

"Transmitter Hunting" TAB Books 323 ppg. . . \$19.95 (The calibration procedure for this unit can only be found in this book.)

California residents add 7.75% sales tax.

Douglas RF Devices, P.O. Box 246925
Sacramento, CA 95824-6925, (916)688-5647

CIRCLE 231 ON READER SERVICE CARD

HAMS WITH CLASS

Number 19 on your Feedback card

Carole Perry WB2MGP
Media Mentors, Inc.
P.O. Box 131646
Staten Island NY 10313-0006

Having Fun With Youth Forums

Now that the Dayton '93 Youth Forum is one weekend behind me, I can look back with a great deal of pride at the outstanding job done by all the youngsters who participated in it this year. A youth forum is one of the most effective recruiting projects for a club or radio organization, but you must be prepared and be willing to put lots of time and effort into it!

To a large degree, the preliminary work spent on getting the children and the event organized will determine how successful it will be. When preparing for a national convention, you should begin soliciting for articulate and accomplished young people months in advance. Most of the amateur radio publications will be happy to help you get

the word out if you give them enough advance notice. You should also take advantage of local club newsletters and school publications.

When getting ready for something as big as Dayton (I'm not sure anything else is), you'll want to attract children who will be at ease speaking in front of a large audience. I have found the recommendations of local hams to be valuable. Very often, the children they recommend have friends who are also licensed amateurs. Getting the word out on local repeaters is another good way to let folks know that you're interviewing young people who are interested in sharing ideas with other children and lots of other interested ham radio operators.

Contacting amateur radio equipment manufacturers is another important step to take. Let them know on official stationery that you will be conducting a youth forum. Advise them of how many people you

expect to have attending the forum, and be professional in detailing what your goals for the forum are. Yaesu, ICOM and Kenwood, along with AEA, MFJ and others, have always been generous in donating gifts or handouts to be won by youngsters attending these forums. At Dayton, Yaesu donated a 2 meter handie-talkie for the drawing at the Youth Forum. Let's be sure to support the manufacturers who are supporting educational efforts.

help available. There's no need to reinvent the wheel. Anyone contemplating a new youth forum or teaching young people should leave your forum knowing what to do next.

It is extremely critical that you spend time conversing with your prospective speakers at length. I try to get at least two phone conversations in before I make decisions. It's true that there is no fool-proof way to guarantee that a child

"Anyone contemplating a new youth forum or teaching young people should leave your forum knowing what to do next."

Next, it would be a good idea to contact the ARRL Educational Activities Department. Either Tracey or Rosalie will be happy to send you materials that you can distribute to interested teachers, instructors, and recruiters who will undoubtedly be attending the forum. Be sure to emphasize to prospective amateur radio teachers that there are lots of materials, books, curriculum packages and

won't get nervous or freeze up in front of a crowd, but you should be able to get a good handle on who is articulate.

Since all your speakers will probably be under 18 years of age, you should make it a point to introduce yourself to their parents. In many cases, parents will not be attending the convention and you will become the contact person for their child. Have all the information

INTRODUCING THE UNIVERSAL M-400 A totally new concept in code / tone readers!



- A RTTY-reader and tone-decoder in one!
- Easy to read two-line 40 character LCD.
- No computer or monitor required.

- Baudot
- Sitor A/B
- ASCII
- Swed-ARQ
- FEC-A
- FAX
- POCSAG
- GOLAY
- ACARS
- DTMF
- CTCSS (PL)
- DCS (DPL)

Forget the limitations you have come to expect from most "readers". The self-contained Universal M-400 is a sophisticated decoder and tone reader offering an exceptional range of capabilities. The SWL will be able to decode Baudot, SITOR A & B, FEC-A, ASCII and SWED-ARQ. Weather FAX can also be decoded to the printer port. The VHF-UHF listener will be able to copy the ACARS VHF aviation teletype mode plus GOLAY and POCSAG digital pager modes. Off-the-air decoding of DTMF, CTCSS (PL) and DCS is also supported. The M-400 can even be programmed to pass only the audio you want to hear based on CTCSS, DCS or DTMF codes of your choosing. The M-400 can run from 12 VDC or with the supplied wall adapter. The American-made Universal M-400 is *the* affordable accessory for every shortwave or scanner enthusiast.

Only \$399.95 (+\$6 UPS).

Universal Radio
6830 Americana Pkwy.
Reynoldsburg, OH 43068
◆ Orders: 800 431-3939
◆ Info.: 614 866-4267

FREE CATALOG

This huge 100 page catalog covers everything for the shortwave, amateur and scanner enthusiasts.

Request it today!

Our New COMMUNICATIONS DECODER Is A MUST For All Serious FM'ers!



Introductory
price: **\$199**

THE MODEL CD-1 DECODES & DISPLAYS:

- 104 DCS CODES (Digital)
- 50 CTCSS TONES (Analog)
- 16 DTMF DIGITS (Touchtone)

The CD-1 reveals everything you need to know to operate any open repeater or phone patch. Simply connect the CD-1 to your base, scanner or mobile radio.

When someone uses a system, the CD-1 decodes and displays the CTCSS or DCS code and in addition any DTMF codes that were used to control the system. (Including phone patch access codes and the phone number dialed). DTMF sequences are stored and automatically replayed just in case you missed something important. Use the CD-1 to learn police and fire codes too!

Toll Free (800) 545-1349

Phone (805) 642-7184 • FAX (805) 642-7271



Connect Systems Inc.
2064 Eastman Ave. #113
Ventura, CA 93003

CSI is a registered trademark of Connect Systems Inc.

CIRCLE 12 ON READER SERVICE CARD



Photo A. Some of the 1993 Dayton Hamvention Youth Forum speakers. Left to right: Rusty KD4GLC, Alex N9KYJ, Shauna N7NGT, Mike KB8LCC, Matt KC6VIM, Luke KO4IQ, and Eric KBØKQF.

Prepare a list of all the children's names, callsigns, addresses, and a brief summary of their accomplishments. This should be handed out to the audience members so that interested people can contact the youngsters if they wish.

I always make it a point to call everyone involved with the forum a week ahead of time just to make sure there are no last-minute hang-ups. You might feel more comfortable if you have each child supply you with a copy of his or her presentation. When you call them for the final time you can offer suggestions about what they plan to say. Make sure that the speakers understand what you are trying to achieve with the forum. One of my main goals is for non-ham children to attend these youth forums and listen to upbeat and enthusiastic youngsters relate what it is that they enjoy most about amateur radio.

There's lots of work and preparation involved in organizing a successful youth forum, but it's worth every minute to be part of a well-spoken, highly accomplished group of youngsters who are indeed the future of amateur radio.

Be sure to come and say hello at my next youth forum. 73

available for them, such as possible airline discounts, hotel recommendations and other transportation arrangements. Many conventions offer the speakers free admission, banquet tickets, food scrip, or

other amenities. Check it all out ahead of time.

Make a check list ahead of time to anticipate the audio-visual needs of your speakers and yourself. Double- and triple-check with the

convention forum liaison person that all the equipment necessary for the youth forum will be available. Don't forget to check out the equipment ahead of time on the day of the forum.

- Packet Radio - Portable & Affordable!



Model BP-1
Packet Modem
Made in U.S.A.

- ★ Simple Installation
- ★ No External Power
- ★ Smart Dog™ Timer
- ★ Perfect For Portable
- ★ Assembled & Tested
- ★ VHF, UHF, HF (10M)

Whether you're an experienced packeteer or a newcomer wanting to explore packet for the first time, this is what you've been waiting for! Thanks to a breakthrough in digital signal processing, we have developed a tiny, full-featured, packet modem at an unprecedented low price. The BayPac Model BP-1 transforms your PC-compatible computer into a powerful Packet TNC, capable of supporting sophisticated features like digipeating, file transfers, and remote terminal access. NOW is the time for YOU to join the **PACKET REVOLUTION!**

Just...
\$49.95
+Shipping

Tigertronics
Incorporated

400 Daily Lane
P.O. Box 5210
Grants Pass, OR
97527

1-800-8BAYPAC

VISA 1-800-822-9722
(503) 474-6700

CIRCLE 269 ON READER SERVICE CARD

QUALITY THAT'S AFFORDABLE

Tri-Ex is pleased to announce the reduction in price on the most popular models of quality Tri-Ex towers for the Amateur radio enthusiast. The overwhelming acceptance of the listed models has made it possible for Tri-Ex to pass on substantial savings to our valued customers.

LM-470 WAS \$3,945 NOW! \$3,658

Was \$1,245 Now \$1,050
WT-51

Was \$1,865 Now \$1,300
LM-354

The LM-354 is supplied with a hand winch brake system. The LM-470 is motorized.

VISA TO ORDER CALL 800-328-2393 MasterCard
TECH SUPPORT 209-651-7859
FAX 209-651-5157

All towers are complete with rigid concrete base mount and rotator mounting plate. Tri-Ex prints and calculations provided with tower are compliant with 1991 Uniform Building Code (U.B.C.) Engineering designed to 1991 U.B.C. - 70 MPH

Tri-Ex® TOWER CORPORATION

7182 Rasmussen Ave. • Visalia, CA 93291

Unsurpassed Quality since 1954



CIRCLE 22 ON READER SERVICE CARD

Low Power Operation

Michael Bryce WB8VGE
2225 Mayflower NW
Massillon OH 44646

The Ten-Tec Argonaut 509

Several months ago I described a home-brew classic, the Two-Fer. This month we'll look at another classic—the Ten-Tec Argonaut 509.

Even though this radio is slowly showing its age, it continues to be heard on all the bands, with the exception of the WARC frequencies. It has both SSB and the famous Ten-Tec QSK keying, making it a sought-after rig at hamfests.

One of the local hams called and asked me if I could look at his 509 because it would not transmit. After a few minutes on the phone to make sure that there weren't any misplaced wires or connections, we made arrangements for him to bring it over.

Since I have a 509 in my shack, I simply swapped out the plugs and connectors and replaced my rig with his. Turning on the power and setting the band switch to the proper position quickly proved that the receiver was very much alive and well. Several more minutes of knob-twisting proved that the receiver worked on all bands. So, switching over to the dummy load, I turned the mode knob to tune and adjusted the RF power control. Sure enough, the output meter just barely moved with the gain control fully clockwise. Yup! The transmitter was dead. Just to make sure the

problem was not only on one band, I tested the rig for transmit on all bands. Again, the RF output meter just barely inched up, telling me that the transmitter was indeed dead. Off to the testbench we went.

Fixing an Argonaut 509

The Argonaut 509 is easy to work on. You'll be flipping the 509 back and forth, so place something soft on your work surface to protect the case from scratches. A heavy bath towel works very well. Most of the case parts come apart to allow you access to the insides.

“Under no circumstances should you try to adjust the sealed coils (T1 and T2) on the receiver front end.”

Start by removing the top case. There are two screws on the back holding the case top to the back panel. After the screws have been removed the top slides off. A small metal bracket holds the speaker to the top case. Release the speaker by removing the screw holding the speaker. The speaker will still be connected to the audio jack so be careful that you don't pull the wire either off of the speaker or out of the jack. After you remove the top, what you see is just the top half of the 509; the bottom is just about as full of modules.

The first thing to do is check for loose plug-in boards. When Ten-Tec originally installed the sockets for the plug-in modules they got a good batch. Unless you constantly plug in and remove a board, you won't see the socket wear out. I've never seen a bad socket in a 509. Still, let's not ignore what may be the obvious problem. The plug-in boards also have screws holding them in place. As I said, it's very rare to find a loose module in a 509, but check just the same.

The top half of the Argonaut 509 consists mostly of receiver boards and the control board. Looking down into the rig, with the front panel directly in front of you, you will see the control board on the right. On the left are the ganged tuned circuits for the front-end receiver; the low-level RF drivers for the transmitter are right under the cage.

Under no circumstances should you try to adjust the sealed coils (T1 and T2) on the receiver front end. You must have the proper test equipment to align these coils. You can't do it by ear, and you can't align them by watching the meter. In two words, “DON'T TOUCH!”

Without missing a heartbeat, I went directly to the PA, located on the bottom half of the 509. You must remove the bottom plate to get to the PA. There are several screws you must remove before you can get to the bottom of the rig. Notice what

screw goes where as which have machine threads and which are self-tapping. After the screws have been removed, slide the bottom plate off.

Right behind the large VFO box, toward the rear of the chassis, is the PA module. It's a plug-in module too, but the heat sink for the transistors is screwed to the main chassis. You must remove this screw to release the module.

I worked for a computer shop part-time fixing Apple computers way back when. Their service policy is outstanding. It went like this: “Try this . . . try that . . . replace the motherboard.” So, having a second 509 at my disposal, the cheap and dirty way to check the PA was to swap it out with my known good unit. That's exactly what I did. After I tore apart my 509, I exchanged the PA modules.

Powering up the suspect rig, I plugged in a dummy load and flipped the mode switch to tune. Rats! I had just put in a known working PA module and there was still no power coming from the transmitter. So, not to be outdone by a simple problem like this, I installed the “dead” PA module in my 509, applied power, and the RF output meter swung up full-scale. It looked like the PA was good and there was something else wrong with the 509. Back to the testbench with another game plan.

The next step was to look for the proper T/R voltages. It's a simple test and requires only a VOM. Ten-Tec's manuals are very complete when it comes to voltage checks and circuit schematics for each module. All the needed T/R voltages are clearly listed. They are labeled “T” and “R” voltages on the schematics.

The T/R voltage must change when going from receive to transmit. It's a very sharp jump in voltage from less than 1 volt to about 10 volts. There should not be any voltage in between the two—it's either on or off.

Everything seemed to be fine, but since I had my 509 apart, why not switch out the control board. The control board generates the REF voltage for the VFO, along with the T/R switching voltages. This sounded good to me so I put my good control board into the dead 509. Again, no transmit with the new control board. I reinstalled the board I had removed from the dead 509 into my 509. It worked just fine. I then swapped the boards back, and guess what? My 509 wouldn't transmit. What started out as a simple fix had now killed two Argonaut 509s. For some people the birds sing!

Was there something in the rig that blew up my control board? Nah, the one I took out seemed to work just fine. But what could have killed my control board after I put it into the second rig? Well, first things first, and that meant fixing the transmit problem in the first 509.

I knew that the PA module was OK so lack of RF drive had to be causing the problem. The low-level drive comes from a non-removable PC




Photo A. Looking down from the top of the Argonaut 509. The right side of the photograph shows the control board. The large box in the center is the VFO compartment.




Photo B. The PA heat sink is shown directly below the VFO compartment. Notice the screw holding the heat sink down.

board deep down inside the receiver's front end. It's not easy to get to—this requires a major tear-down to accomplish. However, there is an easy way to check for proper operation of the low-level driver.

You'll need either an oscilloscope or an RF probe and VTVM (or high impedance VOM). Since both the low-level driver and the PA driver

transistors have their collectors connected to their cases, we can tell if there is any signal gain between the two. You'll need to remove the top of the receiver front end tuning cage. Be careful—you don't want to break any of the slugs or damage any of the coils. The cage will lift right off the top. Lay it aside for safekeeping. Now, take your test probe

and touch the case of the low-level driver transistor. Set the scope to measure 0.5 volts peak-to-peak. Also, set your scope to read only RF and not DC voltage. Flip the 509 to transmit and slowly increase the drive control. You should see the RF voltage on the case increase. If you don't, that transistor or the stage feeding it is bad.

The next step is to leave the drive control where it is and move your test probe to the collector (case) of the PA driver. You should see a *large* increase of signal. Now, adjust the drive control and verify that the signal increases or decrease as you run the control through its range.

what? Four watts of RF into the dummy load. I still had no indication on the 509's meter, though.

And that's where we'll pick up next month, I'll finish the troubleshooting and tell you where the problem is and how to fix it.

If there is something special you would like to see here in the "QRP" column, please drop me a note. Perhaps we'll dig into a subject you would like to know more about. Who knows, we both might learn something when breaking new ground.

QRP ARCI

If you have been thinking of operating QRP and would like more infor-

"If there is something special you would like to see here in the 'QRP' column, please drop me a note."

If you don't see an increase between the two transistors, then either the PA driver is bad or something in between the two is shot. In my case, I had plenty of gain in both stages but still no output from the RF PA. So, I moved to the collector of the PA itself. Whoa! Plenty of RF coming out of this critter. What I did next should have been done days earlier—I connected up a wattmeter to the 509, flipped the mode switch to lock, and guess

mation about QRP and the QRP ARCI, you're in luck. I've just finished printing the new PR handout for the QRP ARCI. You'll get membership forms, a sample of *The QRP Quarterly*, and a short guide about the club and QRP in general. If you would like a copy, all you have to do is send me (at the address at the beginning of this column) either \$2 for postage or \$2 worth of stamps and I'll send a PR package your way.

How To Get Started In Packet Radio



Enter the exciting world of packet radio today with *How To Get Started In Packet Radio*. Dave Ingram, K4TWJ, wrote this beginner's guide to packet radio in an

easy-to-understand manner. It starts with a non-technical description of packet radio, followed by chapters that include getting started, setting up your station, networks, BBSs, portable and high-frequency operation and even a *Packet Radio Equipment Survey*. There's also an appendix that includes circuits for interfacing equipment. Join the most exciting and rapidly growing area of ham radio today! Order your copy of *How To Get Started In Packet Radio* book for only \$9.95! (plus \$2.00 S&H).


NARA
NATIONAL AMATEUR RADIO ASSOCIATION

CALL US TODAY!

P.O. Box 201407, Arlington, TX 76006
Orders Only 1-800-GOT-2-HAM
Inquiries (817) 860-0978

CIRCLE 223 ON READER SERVICE CARD

ATTENTION ACC OWNERS! AND ALL OTHER REPEATER CONTROLLER OWNERS!



DVMS/1+ Digital Voice Mail System

- * 1024 user voice mail system, works like a voice BBS!
- * All features prompted by a pleasant female voice!
- * Storage limited only by available hard disk space!
- * Communicates with RC-85/96/850 using busy/data lines!
- * 100 event advanced scheduler with real voice clock/calendar!
- * Background upload/download of all files via optional modem!
- * Many other features, too many to list here!

The DVMS/1+ is now available for \$349!
Demo cassette and manuals available!

XPERTEK ELECTRONICS
5312 Ernest Road
Lockport, New York 14094
Call today! (716) 434-3008

CIRCLE 94 ON READER SERVICE CARD

CRAZY BOB'S 73-793

CD-ROM MANIA!

DOS titles:

<p>HAM Radio \$19</p> <p>Incl. Packet, SWL, Exams, SSTV, CW, Control, Mods, FCC regs, FAX, and more!</p>	<p>Encyclopedia of Sound \$19</p> <p>250 WAV sound effects & full length music scores!</p>
---	---

Bibles & Religion - New+Old Testament, + lots of progs! \$19
 Clipart Goliath - 1000s of TIF/PCX images \$19
 Colossal Cookbook - over 4000 recipes, nutrition guides, more! \$19
 Complete Bookshop - Classics, History, Cooking, Jokes! \$19
 Deathstar Arcade Battles: Exciting action + casino games \$19
 Dictionaries & Languages: thesaurus, word proc, 12 langs \$19
 Encyclopedia of Sound: 100s of WAV sound effects & music \$19
 Our Solar System: Exciting NASA photos + astron progs \$19
 Shareware Overload! - 600mb, zipped, recent releases! \$19
 Sound Sensations: sounds, voices for Adlib, Sndblstr, midi \$19
 TechnoTools: C/C++, Basic, dBase, Unix, OS/2, Assy, more! \$19
 Many Typefonts! ATM/Adobe-1, TrueType, HPLJ, utils \$19
 Windoware - progs for Windows, busi, educ, utils, games \$19
 World Traveler: breathtaking multimedia slide show \$19
 Audubon's Birds of America or Mammals (choose one) \$49
 Blazing and the Beast - Multimedia read-along, Educational! \$39
 Blazing Graphics (Danger Hot Stuff) exciting VR demos \$29
 Conan The Cimmerian: Exciting action, and adventure \$39
 Dinosaurs! (Knowledge Adven) interactive childns adventure \$49
 Global Explorer: detailed tour of the earth. Sights, maps \$99
 Grammy Awards: filled with 34 years of music/sound/images! \$39
 Magazine Articles/Summaries - 100s of USA's top periodicals \$9
 Mayo Clinic: illness family health guide and reference \$59
 Motion Picture Guide: Horror/SciFi guide with 100s of photos \$49
 National Geographic Mammals Encyclopedia multimedia \$49
 PC Sig Games: New! Incl Wolfenstein 3D, Cmmdr Keen \$29
 Phoenix Shareware vol 2 \$19; vol 3 New! \$39
 ProPhone '92 (3-discs), \$39 - ProPhone '93 (7-discs) \$128
 Publish It! Full featured desktop publ with fonts! DOS. \$39
 Software JukeBox - Selectware's software sampler & demos \$39
 Space Adventure: (Knowl Adv) interactive childns adventure \$49
 Stellar 7: interactive exciting game \$29
 Street Atlas USA - Maps every street in USA! \$99
 USA Wars Series: choose any one for \$49
 - Desert Storm; Viet Nam; WW II; Korea; Civil War
 World View - Exciting multimedia tour thru space \$39
 * noted CDs contain shareware, public domain, commercial software

Min order \$29. Shipping: 48 states \$6 s&h for 1st 3 CDs, 50¢/CD add'l. Others: call/fax for rates. No surcharge for credit card! Prices subject to change. Not responsible for typographical errors.

CRAZY BOB'S Order Line **800-776-5865**

37 Washington St. Fax (617) 665-4856
 Melrose, Mass 02176 Other calls: (617) 662-9363

CIRCLE 199 ON READER SERVICE CARD

Bill Brown WB8ELK
c/o 73 Magazine
70 Route 202 North
Peterborough NH 03458

Simple Gray-Scale Generator

While at this year's Dayton Hamvention, I had the pleasure to meet with Mike Sheffield ZL1ABS from Auckland, New Zealand. He gave me a schematic of what has to be the simplest and cheapest source of video I've ever come across. Using just one CMOS logic IC, this circuit generates a beautiful gray-scale pattern which is perfect for adjusting monitors and TV receivers for proper contrast and gives you an inexpensive source of video for your ATV transmitter. This gray-scale generator is very compact and draws very little current—I used a 9-volt battery to power my circuit.

How It Works

The heart of the gray-scale generator is a 14-bit binary counter IC with an on-board oscillator (see Figure 1).

As the counter increments, a stepped output voltage is generated, thanks to the voltage divider network connected to outputs Q4-Q6.

When the counter activates Q7, the circuit resets and repeats the sequence. This reset signal essentially divides the 1 MHz clock frequency down to the video horizontal line frequency of 15,625 kHz (European standard). Keep in mind that we are not generating vertical sync with this generator, just a stepped voltage that repeats at the horizontal scan rate. The end result is a series of continuous vertical bars that increase in brightness from left to right on your monitor.

The NTSC Modification

Since this circuit originally appeared in the British Amateur Television Club's magazine *CQ-TV* (issue #138, p. 34; and #145, p. 74—Figure 1 is ZL1ABS' modified version) it was designed for the European horizontal line standard of 15,625 kHz (625 lines of video at a 50 Hz rate). The U.S. horizontal line frequency is

15,750 kHz (525 lines of b/w video at a 60 Hz frame rate). When using the circuit shown in Figure 1, you may have to adjust your TV set's horizontal hold to compensate for the different line frequency.

In order to generate a horizontal line frequency on 15,750 kHz, I searched the catalogs for an appropriate (and cheap) crystal. I finally found a 4.032 MHz crystal in the Digi-Key catalog. By increasing the divide rate by 4, you can now generate an exact NTSC output. Also, since 1 MHz crystals are quite expensive (about \$10), you save quite a bit by using the higher clock frequency). See Figure 2 for the NTSC standard gray-scale circuit. I added a 5 volt regulator to provide a steady video level if the supply voltage varies. The voltage regulator is optional as the circuit will work with a supply voltage from 4 to

12 volts. If you'd like to use this new circuit for European standard video, just use a 4.000 MHz crystal.

I hope you enjoy this unique generator. If you'd like to play with some variations of the gray-scale output, try moving the reset and voltage divider resistors to different divider outputs (i.e. instead of connecting them to output pins Q6-Q9, try connecting them to Q7-Q10).

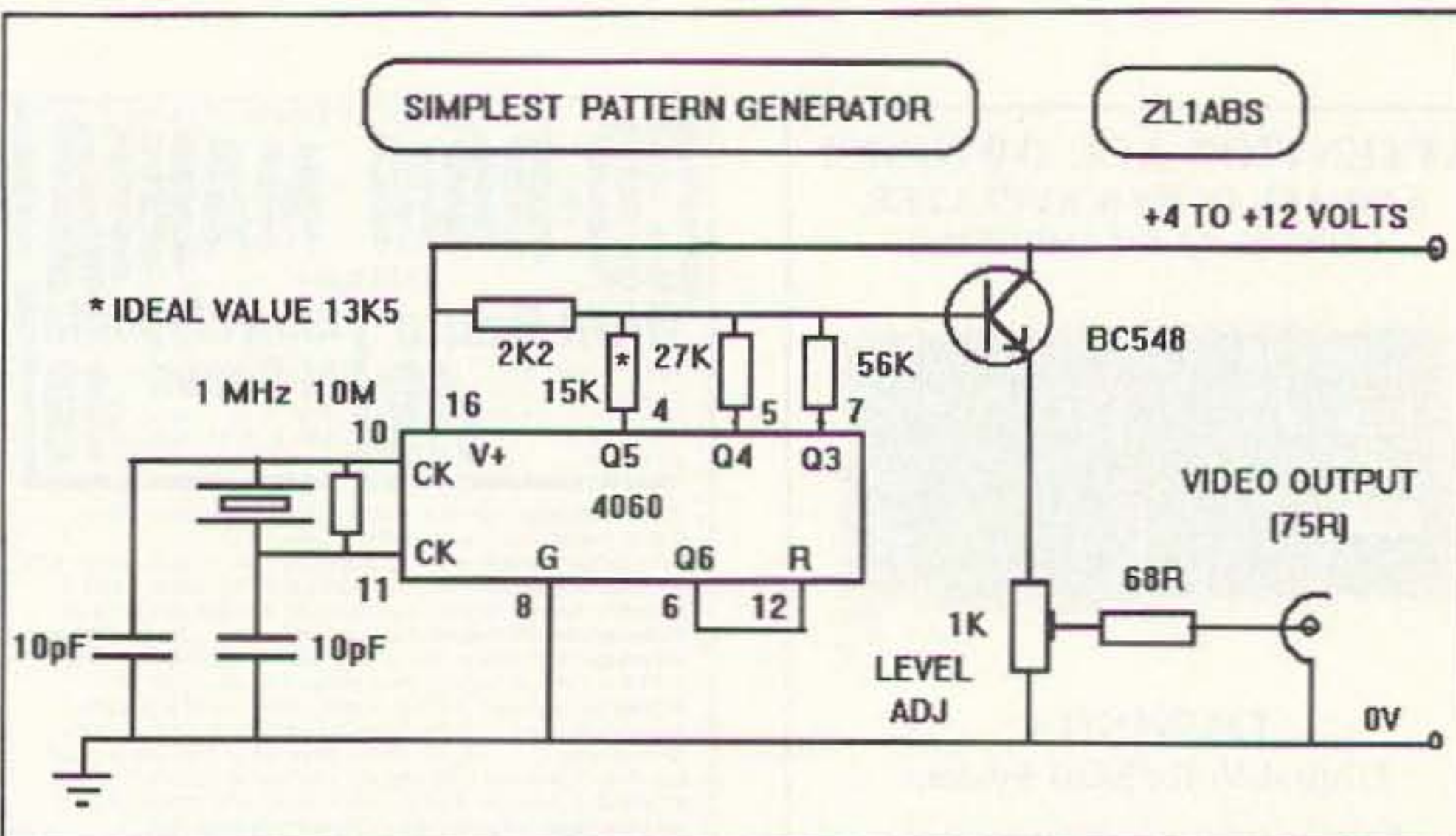


Figure 1. The original gray-scale generator (European line standard). Modified by Mike Sheffield ZL1ABS from circuits appearing in *CQ-TV* #138, p.34 and #145, P74.

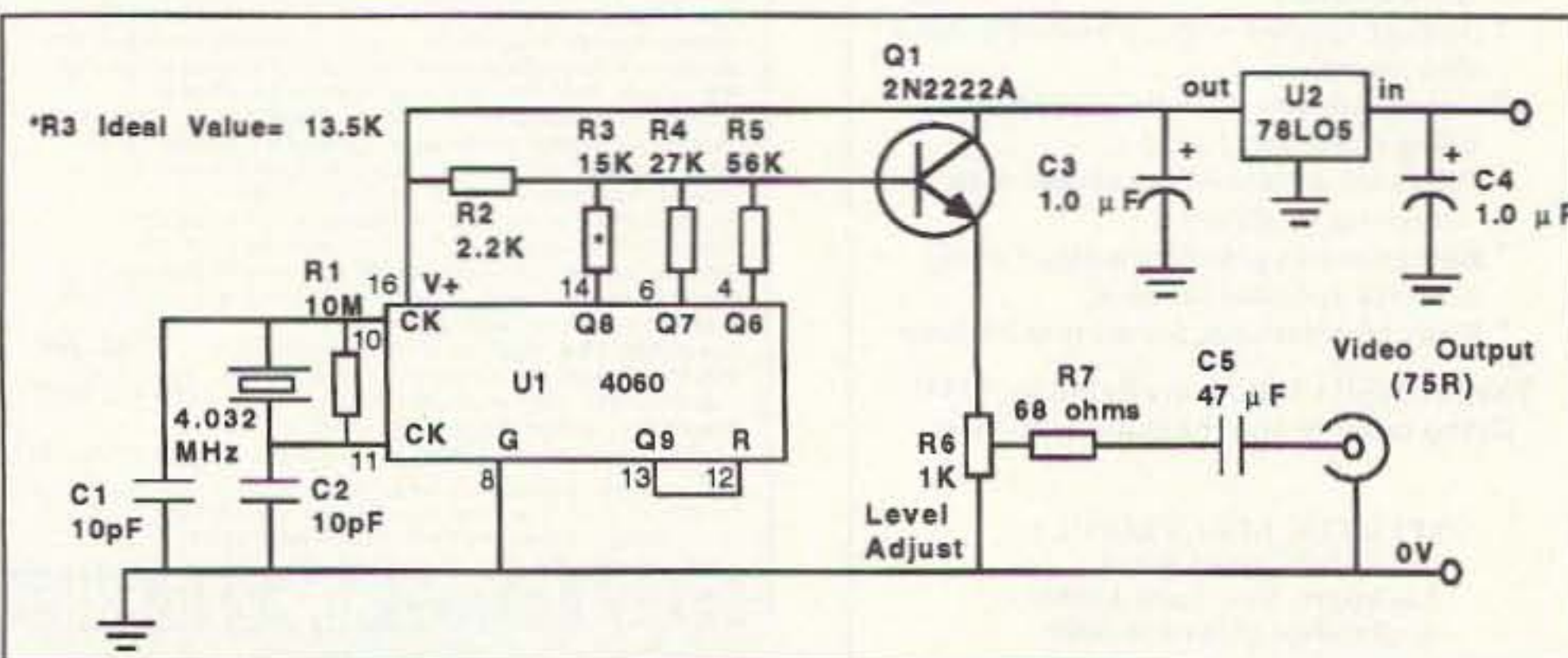


Figure 2. The simple gray-scale generator modified for NTSC U.S. video output (horizontal frequency of 15,750 kHz).

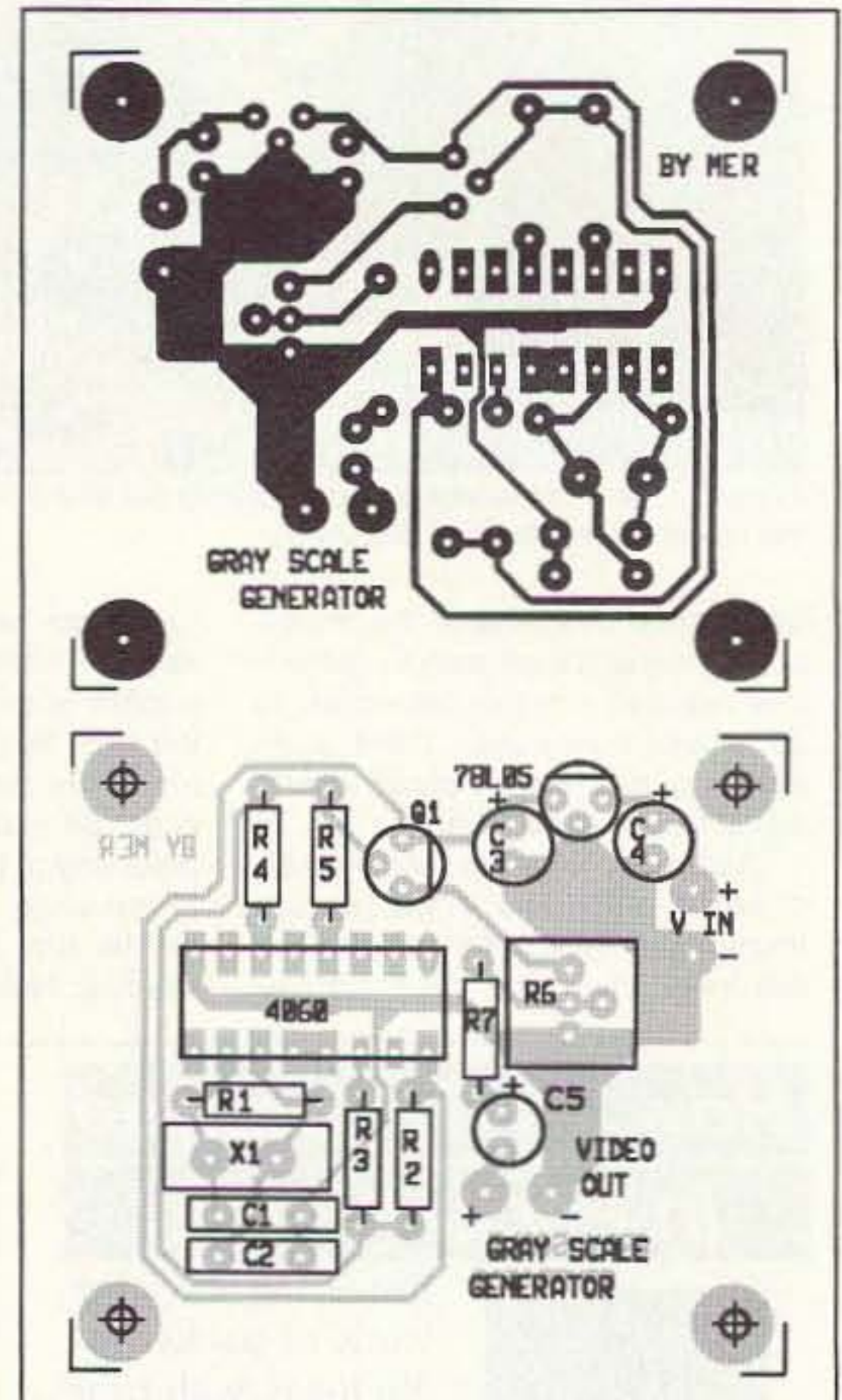


Figure 3. PC board foil pattern and parts placement for the NTSC version of the gray-scale generator.

Parts List for Figure 2	
C1,C2	10 pF capacitor Digi-Key# P4837
C3,C4	1.0 uF tantalum Digi-Key# P2059
C5	47 uF tantalum Digi-Key# P2042
R1	10 MEG resistor Digi-Key# 10MQ
R2	2.2k Digi-Key# 2.2KQ
R3	15k Digi-Key# 15KQ
R4	27k Digi-Key# 27KQ
R5	56k Digi-Key# 56KQ
R6	1k potentiometer Digi-Key# 3386P-1K
R7	68 ohm Digi-Key# 68Q
X1	4.032 MHz crystal Digi-Key# X015
Q1	2N2222A transistor Digi-Key# PN2222A
U1	CD4060B Digi-Key# CD4060BCN
U2	78L05 5-volt regulator Digi-Key# AN78L05

A blank P.C. board is available for \$3.50 plus \$1.50 shipping per order from FAR Circuits, 18N640 Field Court, Dundee IL 60118.

A complete kit including the P.C. board is available for \$15 ppd. from Elkronics, 12536 T.R. 77, Findlay OH 45840; tel: (419) 422-8206.

NEW PRODUCTS

Number 29 on your Feedback card

Compiled by Hope Currier

HEIL SOUND LTD.

The SA-1 (near right) from Heil Sound, a new compact sound system for amateur radio receivers, will allow operators to hear weak signals, sort out the rare DX, and hear audio quality never before available to radio amateurs. The unit contains a high quality 5 watt amplifier and a 4" broadband speaker working into a ported acoustic cavity. A variable equalizer is built into the amplifier, allowing the operator to adjust the audio for maximum articulation. The extended response, added efficiency and additional power output from the SA-1 will lower your noise floor, increase articulation and allow you to copy signals that used to be impossible to hear.


The new PRO-SET (far right), is another entry from Heil Sound's continuing line of products developed by and for the amateur radio market. The unique qualities of this head-



set/microphone make it particularly useful for multi-op contesting and DXpeditions. It has an adapter type cable to facilitate dozens of connector pinouts for various rigs. There are three different PRO-SET models, with differences in the type of microphone element used. The vinyl earpad ring mount snaps into the headpiece for easy removal for

washing or replacement. The headband is fully padded, with detent stops for each side. The unit is light but extremely rugged. The microphone boom is flexible and can be placed in just about any location, or can be folded up for traveling and storage.


The estimated retail price for the SA-1 is \$89.95; \$134.95 for the



PRO-SET. For more information, contact Heil Sound Ltd., Heil Drive, Marissa IL 62257; (618) 295-3000, Fax: (618) 295-3030. Or circle Reader Service No. 201 for the SA-1; Reader Service No. 202 for the PRO-SET.

Continued on page 90

PCB / Schematic CAD - from \$195



EASY-PC - For single sided and multilayer boards to 17"x17". Phenomenally fast and easy to use. Over 14,000 copies sold.

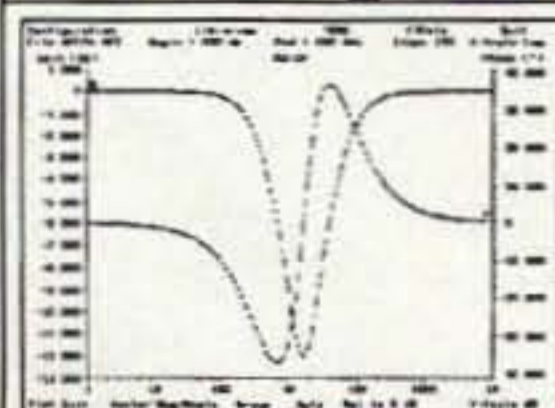
EASY-PC Professional for boards up to 32" x 32" at .001" resolution, 16 layers. Schematic capture and netlist extraction - integrates seamlessly with PULSAR and ANALYSER III. Demo disc available.

Logic Simulation - from \$195



PULSAR and **PULSAR Professional** - Full featured digital logic simulators. Allow you to test your designs quickly and inexpensively without the need for sophisticated test equipment. **PULSAR** can detect the equivalent of a picosecond glitch occurring once a week! Demo disc available.

Analogue Simulation - from \$195



ANALYSER III and **ANALYSER III Pro**. Powerful linear circuit simulators have full graphical output, handle R's, L's, C's, Bipolar Transistors, FET's, Op-Amp's, Tapped Transformers and Transmission Lines etc. Plots Input and Output Impedances, Gain, Phase and Group Delay. Covers 0.001 Hz to >10GHz. Demo disc available.

For info', write, fax, call or use Inquiry #

Number One Systems Ltd.

REF: 73, HARDING WAY, ST. IVES, HUNTINGDON, CAMBS., ENGLAND, PE17 4WR.


Telephone: 011-44-480-461778 Fax: 011-44-480-494042 AMEX, VISA and MasterCard welcome.

BRITISH
DESIGN
AWARD
1989

CIRCLE 1 ON READER SERVICE CARD

AMATEUR TELEVISION

GET THE ATV BUG



New 10 Watt Transceiver Only \$499

Made in USA
Value + Quality
from over 25 years
in ATV...W6ORG

Snow free line of sight DX is 90 miles - assuming 14 dBd antennas at both ends. 10 Watts in this one box may be all you need for local simplex or repeater ATV. Use any home TV camera or camcorder by plugging the composite video and audio into the front phono jacks. Add 70cm antenna, coax, 13.8 Vdc @ 3 Amps, TV set and you're on the air - it's that easy!

TC70-10 has adjustable >10 Watt p.e.p. with one xtal on 439.25, 434.0 or 426.25 MHz & properly matches RF Concepts 4-110 or Mirage D1010N-ATV for 100 Watts. Hot GaAsfet downconverter varicap tunes whole 420-450 MHz band to your TV ch3. 7.5x7.5x2.7" aluminum box.

Transmitters sold only to licensed amateurs, for legal purposes, verified in the latest Callbook or send copy of new license. Call or write now for our complete ATV catalog including downconverters, transmitters, linear amps, and antennas for the 400, 900 & 1200 MHz bands.

(818) 447-4565 m-f 8am-5:30pm pst.

Visa, MC, COD

P.C. ELECTRONICS

Tom (W6ORG)

2522 Paxson Lane Arcadia CA 91007

Maryann (WB6YSS)

ABOVE & BEYOND

Number 22 on your Feedback card

UHF and Above Operation

C. L. Houghton WB6IGP
San Diego Microwave Group
6345 Badger Lake Ave.
San Diego CA 92119

TWT Power Amplifiers

This month I will cover the microwave amplifiers called "TWTs," or Traveling Wave Tube amplifiers. TWTs are the high-powered amps that were used for the moonbounce operations described in last month's column. The 10 watt units that I present here are somewhat lower power than the 28 watt type used by Charles Suckling G3WDG, or the very high-power TWT used by WA7CJO. In either case, the principles are the same but the higher power units are more desirable for moonbounce.

TWTs are the real holdouts for vacuum tubes in this age of solid-state design. The 10 watt TWTs (5 and 10 GHz) in commercial market use have been replaced by solid-state designs. However, in surplus they are somewhat rare. The very high-power devices still have many applications today and are used for satellite transmission both on earth stations and in space.

This month I'll look into the letter file, which is getting deeper due to the fact that I have spent most of my time recently on jury duty—I've been on a case for about five months. Needless to say, this is taking a toll on my amateur radio activities, but I should begin to take up projects again in a few weeks or so. There are so many different projects that I want to get into, but without adequate time I can't do them justice. I'll get back on the ball very soon; please bear with me.

The HP-491C

Jim N5TSP is in the process of building several stations for 1296, 2304, and 3456 MHz, using Down East Microwave transverters (check almost any issue of *73 Magazine* for their advertisements). Jim writes that while he was in Southern California he ran across a Hewlett Packard HP-491C TWT amplifier rated at 1 watt output for 2 to 4 GHz operation.

He has several questions concerning the HP amplifier. First question: Do I know of anyone using these amps on 2304 and 3456 MHz? Well Jim, I do not personally know of anyone using this amp but that does not preclude it from working well for you in this application. I use similar TWT amplifiers and they work quite well. The amplifier you picked up was originally intended to increase the output power from Hewlett Packard

signal generators (max 0 dBm) to higher power levels up to 1 watt for power applications.

Different generators require separate TWT amplifiers for their respective frequency ranges. Drive power for the TWT to put full output power (of 1 watt) is 1 mW or 0 dBm. They will also work "as is" in the FM and SSB mode of operation. The only modification involved is switching. That is because the units were intended to be manually switched on and off by means of toggle switches.

Second question: Can the power output be pushed up if it's being used in an intermittent duty cycle? Power output depends on a lot of things in TWT amplifiers. This type of amp is self-contained, with the high voltage regulated power supply inside the rack mount cabinet. Output power depends on tube condition and the precise voltage ($\pm 1\%$) on each particular element. Power can be increased by making adjustments to peak operation at a particular frequency vs. broadband operation. I would not expect to get much improvement (such as doubling output power). You might get 1-1/4 watt output at best. I suggest you leave it alone unless you want to experiment. What you get initially is about all you will ever get unless the power supply is out of adjustment. A small percent error here can mean a large microwave power output error.

Question three: Does anyone have documentation or info on modifications for the HP amplifier? On this one I will have to wait for help from our readers. I'll keep my eyes open. Our local surplus store has several of these amps for 10 GHz, but no manuals or even a schematic. If you choose to tinker with the unit, be cautious because the power supply for any TWT amplifier uses voltages in the several KV range. True, the current can be low, but the voltage is quite high and that is not only dangerous but lethal.

I hope this answers several questions. As a matter of general interest, these TWT amplifiers came in a series of units like the 491-C. The model 489-A works from 1 to 2 GHz, the 493-A from 4 to 8 GHz, and the 495-A from 7 to 12.5 GHz. Each unit works on different frequency bands from 1 GHz to over 12 GHz. For a low price, these units can make a good mid-power amplifier unit for base operations. All units in this series are rated to 1 watt power output. (Note: Drive requirements of the TWT are near 0 dBm/1 Mw, making it drivable from a mixer or single-stage amplifier for




Photo A. 10 watt ITT power supply and TWT tube.

full output power.)

Many other manufacturers have made similar amplifiers. Hughes Aircraft made a similar unit to the HP-491, but these units are normally rated in the 10 and 20 watt level range. The TWT amplifiers that I am most familiar with are the ITT PW5C11C for the power supply, and the W3MC15C 10 watt TWT tube for 10 GHz. This unit is somewhat different; the power supply and tube are independent of each other and attach together by a single multi-conductor high voltage cable. A little terminology might be in order here. If the TWT unit is self-contained it is called an "amplifier." If it is separate (i.e.: the tube is separate from the power supply), it is called by its component part names even though it is still a complete amplifier in all respects when connected together.

The ITT system that I use requires a DC system that is positive ground, negative 24 or 48 volts for operation. The ITT units were made in England so only surplus quantities of these units appear in the US. Far more popular, though, are the Collins Microwave units which came from Richardson, Texas. (Note: This source does not exist today.) Collins made this unit for the telephone industry, in which negative 24 and 48 volts is standard power.

I have several of these working units, and a couple more dead ones I rob for parts. Needless to say, this is the unit that Kerry N6IZW and I use for our 10 GHz stations. Originally, this unit was made to work in the commercial band of 10.7 GHz to 12.7 GHz. No re-adjustment is needed to operate on 10.368 GHz. I expect a little degradation in output power due to the lower frequency, but for the most part I ignore it. (See Photo A.)

Another manufacturer of TWTs is Varian Electronics in San Carlos, California. I have some of their units, but no schematic details. They are quite similar to the ITT units (positive ground), but do not require internal changes for DC input voltage variations. Both the Varian and the ITT TWT amplifiers operate on the

10 GHz band and have an output power of 10 watts. (See Photo B.)

Another TWT manufacturer is Thompson CSF Electronics. The unit that I have is a 6 GHz TWT very similar to the 10 GHz unit in that both power supplies were made to operate on 24 or 48 volts and positive ground. The TWT is external to the power supply. Again, this is a 10 watt unit. The Thompson model number is TH-21543 RM (rack mount), with a TH-3543 TWT tube. (See Photo C.)

Caution: Please note that while the Thompson and ITT power supplies look alike, they are not interchangeable. All tubes are keyed differently. However, they all have the same type of plug mounted on the end of their short cables. Don't let this cause you to make a mistake and use the wrong power supply with the wrong tube. If you try this you are in for quite a disappointment. Tubes and power supplies are all different and each requires its own special arrangement.

Part of the problem is that each tube requires slightly different voltages on elements of the TWT tube. Additionally, some of the tube elements do not come out on the same pins for all tube types. This is to help prevent the wrong tube from being connected to the wrong power supply. In most cases, interlocks wired into the tube socket prevent the power supply from being activated. But, according to Murphy's Law, it could be devastating at the worst possible moment. If you see such amplifiers in the surplus market, make sure of what you are buying. It might look all right connected up to the external tube, but CONFIRM THAT THE TUBE AND POWER SUPPLY ARE FROM THE SAME MANUFACTURER. I can't stress that enough! See Figure 2 for the DC power supply connections for the units described here.

There are solid-state alternates to TWT amplifiers. These units can take the shape of something similar to the satellite amplifier that I described in the September 1992 issue of *73*. There I de-

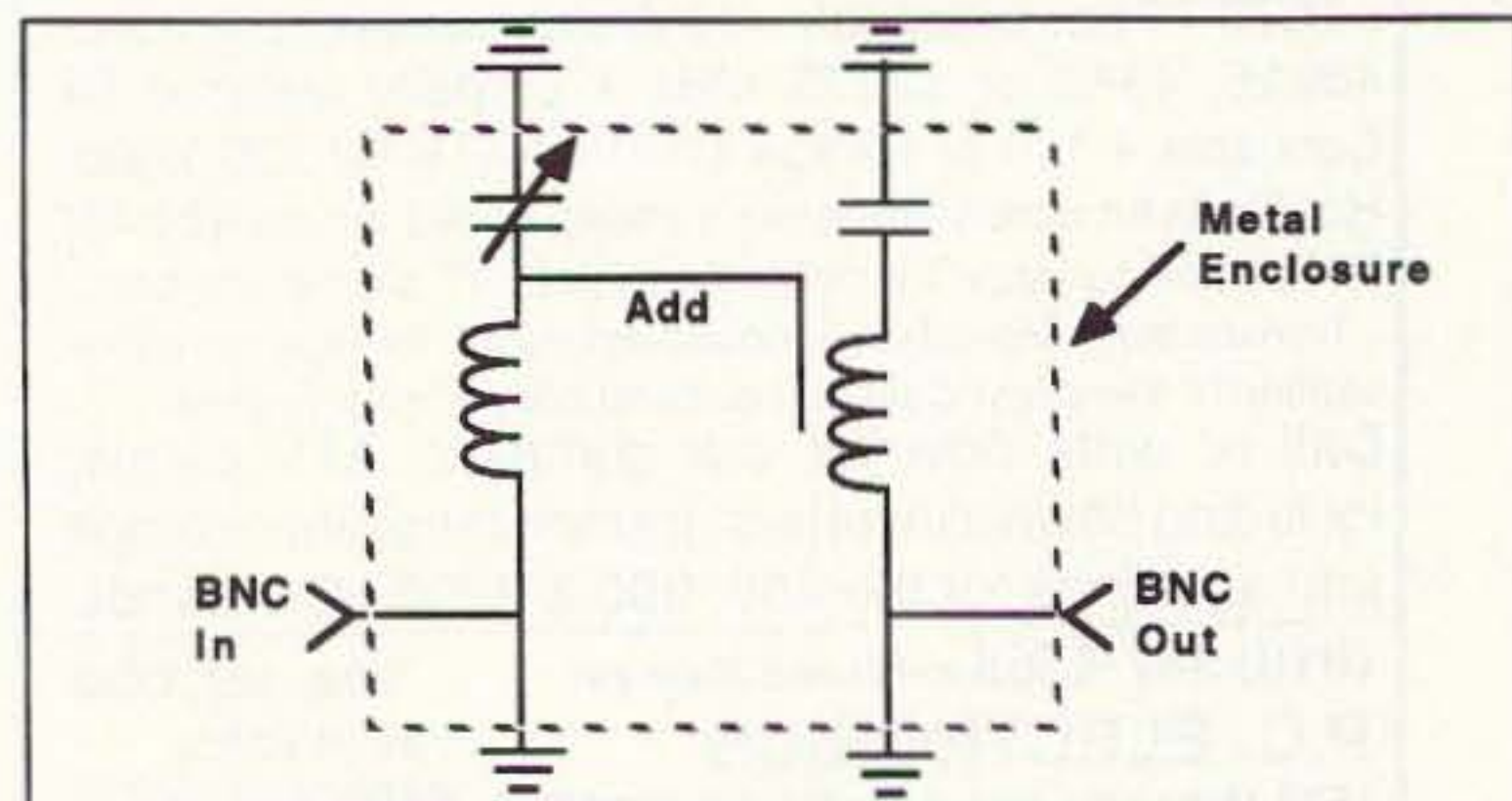


Figure 1. 2 meter filter and added coupling arrangement.




Photo B. 10 watt Varian power supply and TWT tube.

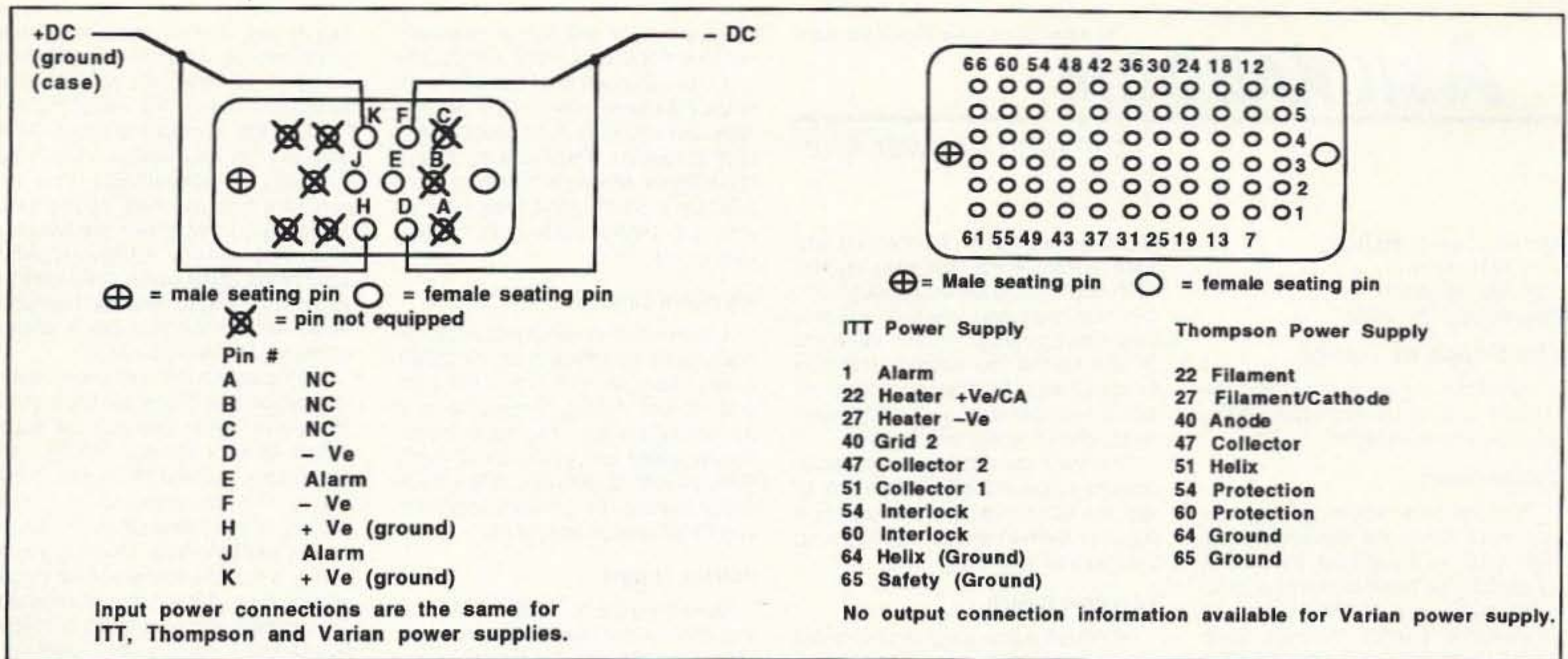


Figure 2. DC TWT power supply connections.

scribed converting a 1/4 watt solid-state amp from 14 GHz to the 10 GHz amateur band. I suspect that there will be quite a few devices similar to this unit, for many different frequency bands, showing up in the surplus market in the not-too-distant future.

Military surplus stores sometimes have some very good buys, but you'll have to really look carefully. If you're lucky you'll arrive just when the truck is unloading and get first shot at it. I've found several solid-state amplifiers, covering many different bands of operation. To date, I have gathered quite a collection of devices to aid construction of converters for several of our microwave amateur bands.

I consider some of these amplifiers as part of the class of hard-to-find materials I call "UNOBTANIUM." With military manufacturing in its current state of transition, I believe that there will be lots of new surplus material, including solid-state amplifiers. You've just got to keep your eyes open and keep a little cash tucked back in your wallet to take advantage of the opportunities when they arise. I'll get into solid-state amps next month.

Concerning the wallet, I was severely bitten by being \$20 short on a deal quite a few years ago. I don't think I will ever get over it. I missed out on a 2-cubic-

foot box full of RF power transistors at an auction due to 20 bucks! What made me so frustrated was that the material was in with some junk that went for peanuts and I was the only one who knew the devices were in that auction lot. I did my homework, but I didn't cover the financing. I have to chalk this one up to experience, for it taught me a very (expensive) valuable lesson. Oh well, you can't win 'em all.

Mailbox

Dominick N2LDJ states that he constructed two filters, the alternate spaced air coil and the variable capacitor filter (see "Filters for 2 Meters," "Above and Beyond," December 1992). "Although both filters work fine in removing intermod during receive, I can't tune up these filters on transmit. I am using an SWR/power meter to adjust and tune, but it appears that the filters on transmit are 'dead,' no power out. I have tried the methods to tune the filters as described in your article and have double-checked my connections, but still no luck. Help!"

Of course I will help. I believe that the spacing or coil-to-coil coupling might be too loose, meaning there's not enough coupling between circuits. As you state, they tune just fine on receive so the filters are peaking up in the receive mode. I suggest you add a coupling capacitor

between sections of the filters. This can be a small 2 to 3 pF capacitor, or even be a "Gimmick Capacitor." By gimmick capacitor I mean we form a capacitor out of a short piece of large diameter wire that is directly soldered to one of the tuned circuit's variable capacitor solder post and the insulated portion of this wire is brought in close proximity to the other coil. This, depending on position, will add the required coupling. See Figure 1 for a brief drawing detail on the added inner coil coupling.

Paul KB8CMW writes that I have provided lots of details on the Frequency West type of brick oscillators and covered some of the mods to these oscillators. "Do you have any information on the California Microwave bricks?" Paul states that he would like to get some information on modifying the filters. He is interested in tuning these filters for the 23 or 13cm bands. Paul is interested in any information on the retuning of this type of filter.

Well Paul, yes I have retuned these filters, but be assured these filters do not move very far from their original frequency. The lower the brick output frequency, the less the filter can be retuned. I use a rule of thumb that says most bricks can be retuned something like 5% of the original frequency. It's not exact, but in most cases it works fine.

On some rare occasions I have moved 8 GHz bricks to the 10 GHz range, but that is stretching the tuning to an extreme. All 8 GHz units will not tune that far, but some will.

I find it's better to retune, say, an 11 GHz brick to the 10 GHz range. This almost always works, except for broken or striped or locked tuning screws in the filter, making readjustment impossible. To retune almost any type brick you have to determine which filter type you have. Frequency West has two types: one with lock nuts on Allen screws, and the other with Allen screws on top (no lock nuts). To tune the one with no lock nuts you have to remove the diode multiplier filter portion from the brick top. The lock screws are on top and the tuning screws are inside the filter opposite the side of the RF output connector. To make adjustments on this type unit, the filter is reversed and placed back on top of the brick in a somewhat unstable position. The RF probe is placed back in the hole for RF drive to the filter multiplier. When it is installed this way, access to the adjust screws is very easy. When it's complete, reposition the filter back in its normal position.

The adjustment procedure for the Frequency West brick that has the lock nuts is quite easy. All you have to do is build a special tool to relieve frustration. Take a nut driver to fit the locking nut and drill a hole through the handle to accept a small brass rod. To the end of the brass rod drill a hole to fit the Allen screw on the adjustment screw. Use the tool to, in one motion, loosen the lock nut and make adjustments with the brass rod/Allen wrench. These screws are under the top blue label.

For the California Microwave brick the procedure is somewhat the same as for the Frequency West brick without lock nuts. Unfortunately, it's a little tougher. The problem is that part of the RF output connector has to be moved in order to reposition the filter back on the brick. This enables you to loosen the top lock screws and gain access to the internal filter screws, all of which are very small Allen-heads. Adjust the frequency in small increments.

As always, I will be glad to answer questions related to this and other topics. For a prompt response please send an SASE. 73, Chuck WB6IGP.




Photo C. 10 watt Thompson CSF power supply and TWT tube.

ASK KABOOM

Number 23 on your Feedback card

Your Tech Answer Man

Michael J. Geier KB1UM
c/o 73 Magazine
70 Route 202 North
Peterborough NH 03458

The Scope of Things

Last time, we were discussing the ins and outs of oscilloscopes. Let's continue where we left off.

Double Vision

Why the heck would you want to see more than one waveform at a time? Well, as it turns out, it's incredibly useful. The basic structure of electronic devices is such that signals can be viewed in a series of stages. Each circuit stage does something to the signal inputted to it and then feeds it to the next stage. Some stages have several inputs, several outputs, or both. But the point is that any given stage changes the signal in some way. Perhaps it's a current amplifier. If so, it makes the signal carry more current so it can drive a bigger load. Or, perhaps it's a mixer. Then, it takes two or more input signals and produces a composite output signal.

A multiple-channel scope lets you see the input and output of a stage at the same time. Let's say you're looking at a voltage amplifier stage in the distorted audio amplifier of your 2 meter rig. The signal goes in and is supposed to come out the same, only bigger, right? So, you look at the input signal and, sure enough, it looks like audio. Then, you look at the output signal and, yup, it looks like bigger audio. So, the stage must be OK, right? Wait a minute. How do you know that the output's a decent replica of the input? Here's a great way: Connect one channel of your scope to the input, one to the output, and then turn the second channel's sensitivity down so that the waveforms are the same size on the screen. You should be able to superimpose them and they should look the same. If not, the radio's stage has significant distortion, which is just what you're looking for! (Actually, there's an even better way to use a dual-channel scope to find such a problem, and we'll get to it a little later.)

Another vital use for multiple channels is observation of the time difference between two signals. If, say, a circuit is supposed to delay a pulse by 15 microseconds, how do you tell if it really is working? By connecting one channel to the input and one to the output, you can actually measure the time difference between them. In fact, alignment of high-tech gadgets like VCRs and digital tape recorders is impossible without such measurements. And digital beasts like the frequency synthesizers in your radios often yield to such techniques, too. For that matter, any kind of phase shift or time delay can easily be seen and roughly measured.

How Many?

It is possible to make scopes with

just about as many channels as you want. Naturally, the cost goes up with each additional channel. Although you can buy quadruple-channel scopes, they aren't common. In fact, there are 8- and 16-channel scopes designed for digital work, but they cost two arms and a leg. Besides, you really don't need something like that anyway.

The most common kind of multiple-channel scope is the dual-trace unit. In fact, the 50 MHz dual-trace scope is a staple of modern electronics servicing. Let's look at how to use one.

I'd Rather Switch

Although some early dual-channel scopes actually had two separate electron beams in their CRTs, that was always uncommon, and it's unheard of today. Today's scopes have two traces, but only one electron beam. How do they do it? Just as you might expect . . . they fake it! There are two ways: One, the first trace is drawn and then the second, so fast that you can't see it happening. Two, the trace rapidly switches back and forth between the two traces, drawing bits of each as the beam sweeps horizontally across the tube. The first method is called an *alternate sweep*, and the second is called a *chopped sweep*.

Both methods work well, but each has advantages and disadvantages. Alternate sweeping becomes visible and annoying if the sweep speed is slow enough; one trace disappears while the other one is being swept. When using slow sweep speeds, the chopped sweep gives a much better illusion of having two simultaneous traces. Chopped sweeping, however, has the limitation that the chopping frequency (the speed at which the beam jumps back and forth between the traces) must be much higher than the horizontal sweep speed itself, or you'll see the chopping as a series of square waves, which, of course, is what it really is. So, you use an alternate sweep at high sweep speeds. Most dual-trace scopes let you select either method, but some do it automatically, depending on the sweep speed you choose.

There's one more way to see two channels at the same time: mixed together! Remember our discussion of the distorted audio amp? Well, what if we take the input and output, connect them to our channels and then mix the channels together? If we use the vertical amplitude controls to make them the same size, they'll exactly double, right? That doesn't do us much good, but what if we *invert* one of the channels? If you'll recall from last month, most scopes have a switch which lets you do that on at least one channel. Now, the signals should exactly cancel each other out, leaving a straight line! If they do, you know there's no distortion in the amplifier. If not, you can actually see the distortion products without the original signal, because you've canceled out what *should* be there! Pretty neat, huh? In practice, you do it

by playing with the output channel's variable amplitude control until the line is as flat as it can be. Whatever's left is the difference between the two signals, not counting their gross amplitude difference. Real circuits always show some difference signal, but you can get a pretty good idea from its size and shape whether it's reasonable or not.

It's About Time

I think we've covered just about everything vertical there is on an oscilloscope. Now we get to the fun part: time. At first musing, it would seem to be pretty simple. You select your sweep speed and you're done, right? Well, you can do that and, often, it's all that's needed. But, there's lots more and it's all pretty handy stuff.

Pull the Trigger

Before we get to all the neat things you can do, we need to consider one interaction between the horizontal and vertical domains. In order for you to see a waveform, it must have one important characteristic: It must repeat. Why? Because otherwise it would flash by and be gone before you'd even notice it. To be visible, the beam must trace over the same places on the CRT over and over. Unless you have some method of storage, such as digital memory (which we'll get to later), waveform repetition is an absolute must. (And, if you're looking at two signals at once, they must be harmonically related or one of them will be just a blur.) In the case of a sine wave, square wave or other simple wave, the point of repetition is obvious: once per cycle. But what about a TV signal or a digital pulse train? Such a complex signal may have all kinds of "cycles" within it and more than one point which could be considered the start of repetition. TV is a good example because it has vertical sync, horizontal sync, color sync, equalizing pulses and more, all organized into a big, long train which truly repeats only every other field! Finding the spot you want takes a good understanding of the entire signal. What's worse, depending on what you pick for your starting point, what you'll see can vary tremendously!

It should be clear that, even for the simplest waveforms, it is necessary to start the scope's trace at the same point on the waveform for each sweep. So how do you pick any spot to begin with? You use the scope's trigger controls. These consist of a variable knob and a few buttons. The knob varies the voltage point at which the trigger "grabs" the signal and starts the sweep. Generally, it's an uncalibrated control; you just turn it until the blur on the screen freezes. Usually, you can pull it out and reverse its *slope*, which refers to whether it grabs the waveform as it rises in voltage or falls. Doing that lets you start with a different part of the waveform, which may be just what you need in a given situation.

The buttons let you select how the signal is coupled to the trigger circuitry. They function in much the same way as the coupling buttons on the vertical channels. With DC coupling, you trigger on an absolute voltage level. Often, that's fine. But, if you want to

trigger, say, on a particular variation in a 100 mv signal that happens to be riding on 12 volts DC, you would be better off using AC coupling and blocking the 12 volts altogether. Some scopes offer low-pass and high-pass filters on the AC coupling. They are very nice because they let you avoid triggering on noise (with the low-pass filter) or trigger on a high-frequency component of the signal while ignoring its slower changes (with the high-pass filter). Ultimately, you use whatever gives you the view you need.

Some signals are so complex that it is impossible to trigger on them at all! No matter what you do, the trace keeps jumping around, making measurements impossible. Digital pulse trains are notorious for it. Some scopes have a *hold off* control which sets a variable time after triggering during which the scope will not trigger again, even if the trace is finished. This blocks some erroneous trigger points, but it often doesn't work very well if there are lots of them within the signal. The solution is to use a separate connection to some other part of the circuit which has a reliable signal for triggering. Most scopes make it possible by providing an external trigger jack and switch. Naturally, the signal you pick to provide your trigger must be synchronous with the one you want to view or you'll just get a mess on the screen. Luckily, many devices deliberately or incidentally provide such signals. In fact, the alignment instructions for many kinds of gear tell you where to find them.

Faster—No, Slower

Once you've got your waveform frozen on the screen, you can decide what to do with it. Here's where the sweep speed control comes into play. Calibrated in TIME/DIV, this control simply sets how long it takes for the beam to sweep across the screen. Set it faster and the waveform stretches out. Set it slower and it all squeezes together. Like the vertical amplitude control, it has a variable knob which must be set to its calibrated position for the marked times to be correct.

The calibration refers to the divisions, or boxes, on the graticule. If you set the knob to 2 ms per division, it will take 2 milliseconds for each box to be swept. Knowing that speed lets you do rough frequency measurements; just divide 1 by the sweep speed. Let's try it: You're looking at a sine wave which repeats every 2.5 boxes. (It really doesn't matter which point on the wave you pick as your starting point, as long as you pick the same one for the next cycle.) Your sweep speed is 2 ms/div. To find the frequency in Hz, just multiply 2 ms times 2.5, which gives you 5 ms (the time period of your waveform). Now, divide 1 over 5 ms, and you get 200 Hz. Of course, this method doesn't have the precision or accuracy of a frequency counter, but it does allow you to figure out the frequencies of intricate signals, including those buried within other signals, which is something no frequency counter can do.

Well, we're getting near the end of our oscilloscope tour, but there's still a bit more and I've run out of space, so we'll have to finish up next time. Until then, 73 de KB1UM.

HAM HELP

Number 24 on your Feedback card

We are happy to provide Ham Help listings free on a space available basis. To make our job easier and to ensure that your listing is correct, please type or print your request clearly, double spaced, on a full 8 1/2" x 11" sheet of paper. You may also upload a listing as E-mail to Sysop, to the 73 BBS/Special Events Message Area #11. (2400 baud, 8 data bits, no parity, 1 stop bit. (603) 924-9343). Use upper- and lower-case letters where appropriate. Also, print numbers carefully—a 1, for example, can be misread as the letters l or i, or even the number 7. Specifically mention that your message is for the Ham Help Column. Please remember to acknowledge responses to your requests. Thank you for your cooperation.

My antennas (VHF and HF) are installed at the top of a building, and to feed them I need 37 meters of coax cable. Presently there are two cables of thin coax. I am losing almost half of my power. I want to feed both antennas with only one coax RG8 and have a relay near the top to connect the antenna in use; or, match both antennas with coax cable. I need information on how to do this. Thank you for your help. *Dawid Wahrsager PY1MV, Rua Santa Clara, 431 - Bloco 2 - Apt. 402, Copacabana, 22041-010 - Rio de Janeiro, R.J.*

Wanted: Sony CRF 320/330; Panasonic RF 9000; Philips D 2999; Zenith Transoceanic, and the relative literature for each. Please advise regarding conditions and prices, including air mail costs. Send to *Sabino FINA, via Cesinali 80, 83042 ATRIPALDA, Avellino Italy.*

Wanted: Service information or source for same, for automobile digital instrument clusters. *Bill Mollenhauer N2FZ, 136 Cedar Ave., Pitman NJ 08071.*

Unemployed, newly licensed, Caribbean Ham seeking goodwill donation of ham equipment and related items. If it works I'll take it. No items too big or too small. I will make minor repairs. Age and external appearance not a factor. *Jerry Aberdeen J39DF, Westerhall, St. David's, Grenada.*

Needed: A pictorial guide and schematic for a Heath Kit Model HX-1681. I will pay for the copy and postage. *George Therien KB1AHX, 20 Metcalf Ave., Centerdale RI 02911. Tel. (401) 354-6514.*

Wanted: Manual or schematic for the Maverick Dual Power HF Amplifier. If you can help locate these items, please call *Jim Hassen KB3ANX, (301) 422-1209.*

Attention Hams: If you are using the Apple IIGS Computer for Packet, please write to me. Thank you. *William J. Kerr, Sr. KA2KAN, RD3 Box 371, Everett PA 15537.*

ITECH

ICOM Service Specialist

17 years experience with ICOM will service most ICOM models

NO MINIMUM LABOR CHARGE!
MODS PERFORMED! FAST TURNAROUND!
Also service KDK and some Kenwood (call first)

ITECH

Lewisville West Center
701 S. I-35E, Suite 115
Lewisville, TX 75067
NW corner of I-35E & Fox Av.

Phone: 214-219-1490 Fax: 214-219-1687
Fred Palmer WA5WZD Bea Palmer WB5QCY
ITECH also buys inoperative ICOM & KDK ham, business, marine or aviation radios.

CIRCLE 295 ON READER SERVICE CARD

Sell your product in
73 Amateur Radio Today
Call Dan Harper
today . . .
1-800-274-7373

42,398

ELECTRONIC COMPONENTS

Whether you order 1 part or all 42,398...MOUSER stocks and...ships same day!!

CALL...
(800) 992-9943

for your
FREE CATALOG

2401 Hwy 287 N.
Mansfield, TX 76063

MOUSER ELECTRONICS

Sales & Stocking Locations Nationwide

CIRCLE 64 ON READER SERVICE CARD

DSP NOISE FILTER

NEW!

LOW COST - \$149

Available Now!

Reduce noise and interference

- Automatic noise filter for voice

Eliminate heterodynes

- Multi-tone automatic notch filter

Razor-sharp audio filters

- 1.8, 2.4 & 3.1 kHz voice bandpass

- 100, 200 & 500 Hz CW bandpass

Simultaneously reduce noise, kill heterodynes, and filter QRM. Digital Signal Processing (DSP) technology provides unmatched performance in reducing noise and interference. Simply connect between your radio and loudspeaker. Enjoy cleaner, quieter speech and CW. **Money-back guarantee!**

Ask about our advanced model DSP-59 with over 300 filter combinations.

Factory assembled - high quality. ORDER TODAY!

Timewave Technology Inc.

2401 Pilot Knob Road, St. Paul, MN 55120

612-452-5939

FAX 612-452-4571

VISA/MC



\$149

Model DSP-9

CIRCLE 154 ON READER SERVICE CARD

Arnie Johnson N1BAC
43 Old Homestead Hwy.
N. Swanzey NH 03431

Notes from FN42

This is another busy month with lots of great information. I'm sure that you would rather read about what is happening around the world rather than have me ask you to get involved. Instead, I will let our ambassadors tell you how they and others got involved.

We are lucky to have another ham step forward to let us know what is happening in his country. David Plett 3A2LZ has volunteered to keep us up-to-date on the happenings in the Principality of Monaco. I'm sure that you will enjoy his first of many submissions. 73—Arnie N1BAC.

Roundup

Australia Downloaded from packet, WS1O @ W1EHD: IARU Region 3 Chairman David Rankin 9V1RH reports that Ron Henderson VK1RH, President of the Wireless Institute of Australia (WIA), has become a Silent Key. Ron died of cancer on April 26. He was an active operator and a good leader in administrative matters. His passing is mourned by amateurs worldwide, with condolences to his family, the WIA, and his many friends around the world.

Bangladesh From the Bangladesh Amateur Radio League (BARL) Bulletin: Finally, amateur radio activities from Bangladesh! S21A, Saif Shahid, the first licensed amateur radio station from Bangladesh, has now been on the air for more than six months and during that time he has made more than 5,000 contacts all over the world. Saif is active on 10, 15, 20, and 40 meters on voice and digital modes, including RTTY, AMTOR, and packet. Saif is also the president of BARL.

S21B, Nizam, is also regularly heard on 20 meters. He works mainly between 1300 and 1600 UTC on SSB and has made over 1,000 QSOs.

The BARL regular monthly meetings, the first Wednesday of the month, are becoming more and more popular. These monthly open forums are open to anyone who is interested in amateur radio and electronics.

Further information about BARL can be requested from BARL, GPO Box 3512, Dhaka, Bangladesh.

Kazakhstan Downloaded from packet, WB2DHY @ KC2FD: Beginning March 1, 1993, new call signs are being issued. They have

begun assigning a "UN" series of calls in several oblasts. This will continue throughout this year and all the "UL" series will be replaced. UL7 = UN7, RL7 = UN9, & UL8 = UN8. Kazakhstan is getting UN, UQ, and UP call signs. UL calls will go to Uzbekistan.

Please make note of this information as more confusion will inevitably follow. I anticipate some serious frustration. 73 de Ed NT2X.

Sweden From the Sveriges Sändareamatörer (SSA) Awards Program: The SSA sponsors four different awards: Worked All Sweden Award (WASA), Heard All Sweden Award (HASA), Swedish Locator Award (SLA), and the Field Award. Both the WASA and HASA have classes and groups for HF, 144 MHz, 432 MHz, 1296 MHz, and satellite. The SLA will be issued to licensed radio amateurs for verified contacts made with the various Maidenhead locator squares in Sweden. All radio bands may be used and endorsements can be obtained for individual bands and modes. The Field Award will be issued to licensed radio amateurs for verified contacts with fields, as defined by the Maidenhead locator system. Endorsements will not be issued.

For further information contact: Sveriges Sändareamatörer, Östmarksgatan 43, S-123 42 Farsta, Sweden.

Ukraine Downloaded from packet, UB5LCV @ N8GTC.#CIN. IN.USA: The first Ukrainian International Hamfest, under the motto "Who Is UB5?" will be held 21-22 August in Kharkov. The hamfest will include a Ukrainian Amateur Radio League (UARL) presentation, DXpedition reports, awards, contest information, a slide show, VCR tapes, and great cultural programs. Open forums will give everyone an opportunity to find out who we are.

Further information can be obtained from: Igor L. Zeldin UB5LCV, PO Box 4808, 310103 Kharkov, Ukraine; or, for those with packet: UB5LCV @ UB5LMJ. KHA.UKR.EU.

HONG KONG

Phil Weaver VS6CT
Flat 39C Two Park Towers
1 Kings Road
Hong Kong

Spring has arrived in Hong Kong after one of the coolest periods I can remember in 19 years here. It has also been one of the most disappointing periods of propagation that we have had since I first started operating amateur radio here in

1979. Periods of activity have been severely limited this winter by few openings and there hasn't been a lot of rare DX since last year's bonanza, when it seemed like we had new countries coming along every week, giving us more and more of that elusive Honor Roll status. I am one of the lucky ones! Having worked D, ET, FO, HKØ, SØ1, VP8, XE4, YA, ZA, 7ICENI/O, and 1SØ in the last 15 months, I have finally achieved Honor Roll status after 13 years of operating.

Fernando Nacedo Pinto, known when active a few years ago as CR9AK, is in the process of "folding his tent" in Macau to return to Portugal and retire, finally. He had planned to leave in December, and we managed to see him at the ELARCS Annual Dinner. A few days later a farewell party was held at the Yacht Club for his many friends from the many interests in which he participated, from motor racing to yachting to amateur radio. He is a fine example of someone who gave a lot to the hobby. Any ham was welcome in his home in Macau, and I remember doing two expeditions from "Fern's" house in the early '80s.

After nearly three years of negotiation and cooperation between the Telecommunications Authority and the amateur clubs in Hong Kong, we have just been advised that the New Amateur Radio License will be issued in the very near future, having been approved by the Executive Council last December. Considerable improvements, from the point of view of amateurs, have been introduced and many of the previous restrictions imposed have been relaxed. This is not the place to enumerate them all. Suffice it to say, I think we should be grateful to all the people who got themselves involved in this exercise and say "thank you one and all." A new credit-card-size operator's license will also be issued this year. This should overcome the difficulty of being stopped by the police when operating a handie-talkie on the street or if you have amateur radio in the car.

For those of you who are interested in visiting amateur radio festivals or expeditions (by whatever name) but cannot make it to the world's biggest, Dayton in Ohio, USA, I would like to draw your attention to the second biggest, which takes place each year in Tokyo Harumi district during the last weekend in August. I attended this festival once, in 1988, and thoroughly enjoyed it. We hope this year to have a group of Hong Kong amateurs to attend and if we can get a sizable group together, I am sure that we can get some interest in our visit from the JARL, who could probably lay on a party or two. If you want any further information about it, please give me a call at 887-6366.

ISRAEL

Ron Gang 4X1MK
Kibbutz Urim
D. Negev 85530
Israel

[The following are a few small tidbits from Ron. More will be published next month.—Arnie] For the first time, the "Open University" has instituted a correspondence course for the advanced amateur license—the Class "A."

Packet radio continues to grow in popularity. 4X1MJ in Beer Sheva has made available kits for building the Baycomm modem, which can be put together for a very low cost. With the freeware program, the PC-clone computer takes over the functions of a TNC so that the TNC, an often hard-to-find and expensive commodity, is not needed. In the Beer Sheva area, thanks to Danny's efforts, quite a few new, young hams have been seen on the packet 4XNet.

Congratulations are due to Shlomo 4X6LM, who has completed his first year of editing HAGAL, the IARC magazine. He instituted many changes in the magazine, making it bimonthly and chock-full of technical articles, ham news, and more. The printing and graphics, coupled with the contents, have put the magazine in the first line of the ham publications in the world.

The Holyland Certificate Grid-Square collecting has become a serious mania! Those desirous of the squares should check the following frequencies: 14.265 daily at 1300 UTC, as well as 21.320 and 28.565. Many mobiles are active, putting the rarer squares on the air, and interest is running high. Saturdays on 7.050 MHz, there's great activity with the locals getting in on the fun. For further info on the award, check the back issues of this newsletter.

MONACO

Daniel Plett 3A2LZ
B.P. 349
MC 98007
Monaco

3A . . . JN33RR . . . 44 degrees 44 minutes North, 7 degrees 25 minutes East . . . Monte Carlo . . . These are all representative of the Principality of Monaco. Famous for its casinos and images of royalty and richness, Monaco is also well-known by amateur radio operators as one of the smallest and most rare countries to contact. Monaco is indeed quite small, one square mile to be exact. However, within this small area, there are about 50 licensed amateur radio operators.

The Association des Radio-Amateurs de Monaco (ARM) is the national society and has 29 members. The society's meeting place is open each Saturday for members to pick up or send QSLs through the bureau, check out recent magazines

Continued on page 82

ADVERTISERS

R.S.#	page	R.S.#	page	R.S.#	page	R.S.#	page
18	A.S.A.56	146	Creative Control Products17	234	Lentini Communications87		RT Systems66
164	Ace Communications of Indianapolis27	13	Doppler Systems36	335	Lightning Industries93	294	S&S Engineering62
	• Advanced Electronic Applications ..9*	231	Douglas RF Devices69	47	Link-Com87		• Sams66
67	Alinco Electronics13*		• Down East Microwave67	25	Madison Electronics63	36	Scrambling News41
194	All Electronics Corporation17	114	E. H. Yost58	233	Maingate Resources66	167	Sescom, Inc.69
	• Alphaslab92		• Eavesdropping Detection63	86	MFJ Enterprises11		• 73 Amateur Radio Today30
132	Antennas West58	157	Echotrak66	160	Micro Computer Concepts91	188	SGC Inc.5
138	Antennas West62		• Electron Processing42*	144	Micro Control Specialties84	250	Software Systems30
380	Antennas West63		• Emcom Industries67	30	Micro Video Products85	244	Software Systems59
324	Antennas West89		• Engineering Consulting83	24	Midwest Wood Products67	183	Spectrum International92
340	Antennas West91	199	ERM/Electronic Liquid73	114	Mr. Nicad58	247	Startek1
349	Antennas West92	344	FF Systems41	248	MoTron Electronics58	232	TE Systems25
5	Antennas West93	33	FB Enterprises15	64	Mouser Electronics79	124	Texas Bug Catcher Antenna91
	• Antique Radio Classified92	118	Flytecraft22	223	National Amateur Radio73	6	The Antenna Specialist57
276	Artsci Publications83	251	Flytecraft17	54	NCG33		• The Ham Center22
16	Astron Corporation23		• G.S. Manufacturing93	1	Number One Systems Ltd.75	384	The Ham Contact41
21	B & B, Inc.58		• Gap Antenna Products59	290	Nye Engineering66	131	The Ham Station82
41	Barry Electronics Corporation21		• Get-Tech39	227	Ocean State Electronics26	269	Tigertronics71
	• BB & W Printing89	193	GGTE58*	102	ONV Safety Belt29	154	Timewave Technology79
42	Bilal Company58	192	Grapevine Group27	233	Packet Power66	374	TNR89
176	Bird Electronics25		• Hamtronics, Inc.7		• P.C. Electronics75*	374	TNR91
137	Box Products17	182	Handie-Base30	68	Periphex57	374	TNR92
273	Boyd Electronics30	284	Heights Tower Systems25	198	Personal Computer Repeater Controller29	374	TNR93
56	Buckmaster Publishing62*	293	IC Engineering39		Phillips Industries, Inc.29	299	Townsend Electronics62
168	Buckmaster Publishing29*	179	IcomCV2*	249	Pioneer Hill Software56	22	Tri-Ex71
170	Buckmaster Publishing63*	283	Innotek, Inc.22	311	Pioneer Hill Software56	190	U.S. Digital63
7	Buckmaster Publishing66*	100	Interconnect Specialists86	394	PKT Electronics89		• Universal Radio70*
	• Burghardt Amateur Radio35	42	Isotron58	49	Polyphaser31		• Vanguard Labs36
222	Byers Chassis Kits93	112	ITC2	145	QSO Software15	259	Versatel Communications41
390	C & J Engraving93	295	Itech79	147	R.L. Drake Company14	14	VHF Communications91
184	C & S Sales, Inc.29	39	J-Com42	110	Radio Amateur Satellite31	104	Vis Study Guides, Inc.56
	• CB City International62	55	J-Com89	153	Radio City (1B-8B)45-52*	191	W & W Associates61
265	Chipswitch30	175	J-Com93	58	Radio Engineers63	20	Wolfe Communications56
99	Communication Concepts, Inc.27	159	Japan Radio37		• Radio Fun81	94	Xpertek73
10	Communications Specialists, Inc.84*		• K-Comm22		• RAI Enterprises66		• Yaesu Electronics Corporation ..CV3
12	Connect Systems70	46	K-Quest Software42	34	Ramsey Electronics19*	Bold Listings Are 73's New Advertisers This Month.	
199	Crazy Bob's73	2	Kawa Productions91	171	RF Enterprises59	*Advertisers who have contributed to the National Advisory Committee (NIAC).	
		151	KDC Sound30	134	Rose29		
			• Kenwood USA CorporationCV4	254	Ross Distributing27		



Radio Fun

“The beginner’s guide to the exciting world of amateur radio.”

Radio Fun is packed full of information to help you get more fun out of amateur radio. Basic “how-to” articles will get you up and running on packet, ATV, RTTY, DXing, and the dozens of other activities that make amateur radio such a great hobby. You’ll get equipment reviews geared toward the newcomer. We’ll help you upgrade to a higher class license with monthly columns designed to teach you what you need to know in a fun and exciting way. You’ll find it all, and more, in the pages of *Radio Fun*.

Don’t wait another minute. Subscribe today for only \$12.97 for one year. That’s 12 issues of the only ham radio magazine that is geared especially for the newcomer, or any ham who wants to get more fun and excitement out of amateur radio—*Radio Fun*!

12 issues for only \$12.97

1-800-257-2346

YES! Sign me up right now! 12 issues of *Radio Fun* for \$12.97.

NAME _____ CALL _____

ADDRESS _____

CITY _____ STATE _____ ZIP _____

Check _____ MC _____ Visa _____

CARD # _____ EXPIRES _____

Class License _____ Year licensed _____ 73 Subscriber _____

QST subscriber _____ CQ Subscriber _____

Mail to: *Radio Fun*, P.O. Box 4926, Manchester, NH 03108

[Or call 800-257-2346 (in NH call 625-1163), FAX: 603-669-2835]

Canada add \$7.00 plus .70 GST. Foreign add \$12.00 surface, \$36.00 airmail. Newsstand Rate \$18.00. Basic Subscription Rate \$14.97.

05N

73 INTERNATIONAL

Continued from page 80

from other countries, or just catch up on the latest news.

Here are a few bits of information to help you learn more about some of the distinctions of amateur radio in Monaco. All 3A1 callsigns are VHF only, no-code licenses. 3A2 callsigns are for stations with full operating privileges. Probably the two major differences in Monaco are that there are no 6 meter privileges at all, and that the legal limit for all stations is 100 watts. Due to space restrictions, most stations have limited antennas too.

Comments and inquiries are welcome. We look forward to chatting with you on the air.

OKINAWA

David Cowhig 7J6CBQ/WA1LBP
AmCon Naha
FBU PSC 556, Box 840
FPO AP 96372-0840

The coming of New Year 1993 brought New Year's greetings lasting throughout the month of January on the Japanese ham bands. Akemashite omedeto gozaimasu! If you plan to visit Japan, be sure to write the International Section, JARL, Sugamo 1-14-2, Toshima-

ku, Tokyo 170 Japan, about two months before you go for an application form. Once JARL receives your application, they will translate it into Japanese and send it on to the Japanese telecommunications authorities. Your license will be ready in about two weeks. The JARL does a great job helping foreign hams who come to Japan. The Japanese use the 144-146 MHz band largely for FM simplex and packet (in kanji characters and kana as well as alphanumeric characters) while repeaters (all-tone access—here in Okinawa mostly 88.5 Hz) are found on the 430-440 MHz band. You may need to modify your "made for the US market" handie-talkie to transmit in this range by cutting the right wire (and not the wrong wire, like I did).

In Okinawa, where Japan's spring begins, spring is starting its long northward trek towards snow-bound Hokkaido. Nago in northern Okinawa is now celebrating its annual Cherry Blossom Festival. Five Japanese professional baseball teams as well as two others from Korea and Taiwan began spring training in early February.

During our two-week-long Chinese New Year's visit to my wife's family at Bamboo Mountain (Chushan) in central Taiwan, I visit-

ed ham operator Jan Yigong BV5BR in his ham radio store in nearby Douliu. Mr. Jan's five-bay 2 meter antenna makes his downtown ham store hard to miss. Mr. Jan told me that the lower age limit for hams is 18, that the ham exam is given only once a year, and that since there is only one class of ham license, passing the exam (which includes an English language test!) is difficult. I told Mr. Jan about the US multiple-grade ham radio licensing system in the USA and about the Springfield Estates Amateur Radio Club started by Keith and Luke KO4IQ Ward in Springfield, Virginia, to show how young people can play a big role in ham radio [See the ARRL Education Workshop Proceedings 1991 for the story of this club]. Mr. Jan would like to see these things for Taiwan, too, but revising the Taiwan ham regulations will have to wait until the Taiwan radio world settles down.

Taiwan hams have had permission to set up repeaters since January 1, 1993. Although Taiwan hams have the 2 meter assignment of 144-146 MHz, they cannot use the lower 500 kHz of the band until the police move off it, perhaps sometime during 1993. There are college ham clubs in Taiwan at

Chenggong University and at Tsinghua University in Hsinchu. Mr. Jan explained to me that in Taiwan, hams (numbering about 2,000) are called huotui (hams), while their unlicensed brethren, the 300,000 or so xiangchangzu (sausage tribe), wander at will through various frequencies (they like 141 MHz best), in and out of the ham bands. Ham radio equipment is freely available and affordable in Taiwan so hams end up being much in the minority on the VHF and UHF ham bands. The HF ham bands are, in practice as well as theory, mostly reserved for hams. Fishing boats from Taiwan and southern Asia are often heard on 27-29 MHz.

The Taiwanese have been allowed to use radio transmitters only since martial law ended three years ago. Before then the only radio rule was that you were absolutely not allowed to transmit or possess a radio transmitter. The opening up of radio makes necessary a complex set of regulations which are not yet in place, although the Legislative Yuan of the ROC Taiwan government will probably make some progress on this during 1993. Taiwan hams regularly contact and visit in person their ham friends in the Chinese mainland. 73

YAESU



FT-530
New 2M/440



FT-5200
2 Meter/440 Mobile



FT-212RH, 2 Meter
FT-712RH, 440MHz
FT-7400H, 440 MHz
FT-912RH, 1.2 GHz
FT-6200, 440/1.2GHz



FT-416
New 2 Meter
FT-816, 440 MHz



FT-2400
2 Meter Mobile



FT-411E, 2 Meter
FT-811E, 440MHz
FT-911E, 1.2GHz
FT-415, 2 Meter
FT-815, 440MHz
FT-26, 2 Meter
FT-76, 440 MHz
FT-23R, 2 Meter
FT-33, 220 MHz
FT-470, 2M/440MHz



FT-1000
FT-767GX
FT-747





the HAM STATION

P.O. Box 6522
220 N. Fulton Avenue
Evansville, IN 47719-0522

Store Hours
MON-FRI: 8AM - 5PM
SAT: 9AM - 3PM
CENTRAL TIME

SEND A SELF ADDRESSED STAMPED
(2 STAMPS) ENVELOPE (SASE) FOR
NEW AND USED EQUIPMENT SHEETS.

WARRANTY SERVICE CENTER FOR:
ICOM, KENWOOD, YAESU

FOR SERVICE INFORMATION CALL
(812) 422-0252
MONDAY - FRIDAY

TERMS:
Prices Do Not Include Shipping.
Price and Availability Subject to
Change Without Notice
Most Orders Shipped The Same Day
COD's Welcome






ORDERS & PRICE CHECKS

800-729-4373

NATIONWIDE & CANADA

LOCAL INFORMATION

812-422-0231

FAX 812-422-4253

CIRCLE 131 ON READER SERVICE CARD

SPECIAL EVENTS

Number 26 on your Feedback card

Ham Doings Around the World

JULY 10

OAK CREEK, WI The South Milwaukee ARC will hold its 23rd annual "SWAPFEST" at American Legion Post #434, 9327 South Shepard Ave., from 7 AM-2 PM. Talk-in on 146.580 MHz FM simplex and most local rptr. freq. For details and a map, contact *The South Milwaukee ARC, P.O. Box 102, South Milwaukee WI 53172-0102. Tel. (414) 762-3235, ext. 58.*

PETOSKEY, MI The Straits Area ARC Swap & Shop will be held at Emmet County Fairgrounds from 8 AM-1 PM. VE Exams at 10 AM. Call *Harry Leiber N8OIV, (616) 347-6610.*

SALISBURY, NC The North Carolina Chapter of the Triple States RAC will sponsor a Firecracker Hamfest at Salisbury Civic Center from 9 AM-4 PM. W5YI-VEC Exams (pre-register with Form 610, copy of license and \$5.60 to *Isabell Ledford, P.O. Box 826, Coolemeec NC 27014*). Talk-in on 146.985/625. Contact *Walter Bastow N4KVF, 3045 High Rock Rd., Gold Hill NC 28071.*

SUMMERVILLE (CHARLESTON), SC The Trident ARC will sponsor CHARLESTON II - Summer HAMFEST & Computer Expo at the Charleston Ex-

change Club Fairgrounds from 0830-1430 hrs. True-Auction at 1450 hrs. Talk-in on 147.27+, 146.52. For info, call *Scott WB3EFS, (803) 572-9459.* To pre-register, call *Gordon N4JNU, (803) 851-2165.* Vendors contact *Bubba N4CII, (803) 821-8100.* Address all inquiries to *Charleston II, c/o TARC, P.O. Box 73, Summerville SC 29484.*

JULY 11

AUGUSTA, NJ The Sussex County ARC will sponsor "SCARC '93" at the Sussex County Fairgrounds, Plains Rd., off Rte. 206. Doors open at 8 AM. Talk-in on 147.90/.30, 222.90/224.50, and 146.52. Contact *Don Stickle K2OX, 185 Weldon Rd., Lake Hopatcong NJ 07849. Tel. (201) 663-0677.*

BOWLING GREEN, OH The Wood County ARC will be celebrating its 28th annual Hamfest from 8 AM-1 PM, at the Wood County Fairgrounds. VE Exams. Talk-in on 147.18/.78. Contact *W.C.A.R.C., P.O. Box 534, Bowling Green OH 43402. Tel. (419) 352-0856.*

BREWSTER, NY P.E.A.R.L., the Putnam Emergency and Amateur Rptr. League, will sponsor their annual "PEARLFEST" Hamfest and Fleamarket at Brewster High School on Foggintown

Rd., from 8 AM-2 PM. VE Exams. Talk-in on KG1O rptr/145.130 -600. Contact *Shirley Dahlgren N2SKP (914) 736-0717.*

PITTSBURGH, PA The 8th annual Hamfest sponsored by the North Hills ARC, will be held from 8 AM-3 PM at the Northland Public Library, 300 Cumberland Rd. Talk-in on 147.09, the North Hills ARC Rptr. Get details from *Don Jackson N3LAZ, 8 Dale Ave., Bradford Woods PA 15015. Tel. (412) 935-3343.*

JULY 16-18

EAST GLACIER, MT The Glacier-Waterton Internat'l Hamfest will be held at Three Forks Campground, 16 miles west of East Glacier Park, on Highway #2. VE Exams. Contact *George Smith KC7OD, 1822 14th Ave. South, Great Falls MT 59405. Tel. (406) 452-5958.*

JULY 17

WELLINGTON, OH "NOARSFEST" (sponsored by the Northern Ohio ARS) will be held at the Lorain County Fairgrounds on Route 18, beginning at 8 AM. Contact *Dee Dee Ohman KA8VTS, 4122 Bush Ave., Cleveland OH 44109. Tel. (216) 398-8858* between 6 PM and 11 PM EST weekdays; anytime on weekends.

JULY 18

CAMBRIDGE, MA A TAILGATE electronics, computer and amateur radio FLEA MARKET will be co-sponsored by the MIT Electronics Research Soc., the MIT Radio Soc., and the Harvard Wireless Club, from 9 AM-2 PM at Albany and Main St. Talk-in on 146.52 and 449.725/444.725 - pl 2A W1XM/R. Contact *Steve Finberg W1GSL, P.O. Box 82 MIT BR, Cambridge MA 02139. Tel. (617) 253-3776.*

VAN WERT, OH The Van Wert ARC will hold their "Hamfest 93" at the Van Wert County Fairgrounds (US 127 South) from 8 AM-4 PM. For VE Exams, contact *Bob High KA8IAF, 12838 Tomlinson Rd., Rockford OH 45882; (419) 795-5763,* (deadline July 10th). For Hamfest details, call *Jack WD8MLV, (419) 495-2209, before 5 PM;* or *Bob WD8LPY, (419) 238-1877, after 5 PM.* Talk-in on 146.850

WASHINGTON, MO The Zero Beaters ARC will hold its 31st annual Hamfest at the Bernie H. Hillerman Park (Washington Fairgrounds) from 6 AM-3 PM. VE exams at 10 AM. Contact *Ed Southall WD0ELL, P.O. Box 24, Dutzow MO 63342. Tel. (314) 459-6581, or (314) 239-0060.* Talk-in on 147.240+rptr.

New Amateur Publications



Radio/Tech Modifications 5A & 5B

Expanded RX/TX Modifications & alignment controls
Vol 5A for Kenwood, Icom & Scanners
Vol 5B for Alinco, Standard, Yaesu, CB's & others \$19.95 each




Lost Users Manuals \$19.95

Alinco, Kenwood, ICOM, Yaesu
VHF/UHF radios &
Uniden Scanners
Replacement operating/owner manuals for
VHF & UHF Mobile and Hand-held radios.
Replaces the stock owner manuals.
All in one volume

Amateur HamBook \$14.95

Amateur useful information in a handy reference book.
Band Allocations, Morse code, Q signals, Phonetics tables, SWR Gauges, Log book, Lat/Lon. table, WAS worksheets, Antenna construction, Coax tables and connectors, PL hookups, Resistor/Cap tables, & more.

arts ci
Add \$4.00
Shipping to all orders in USA



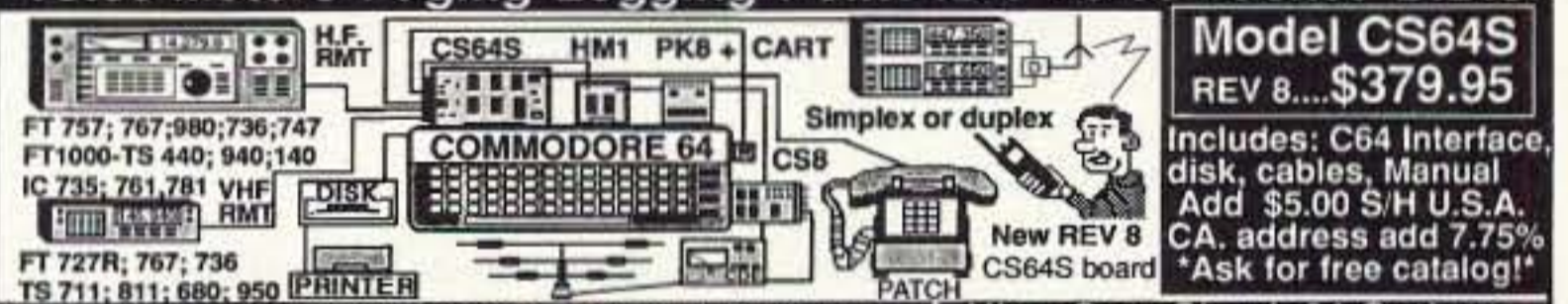
Artsci inc.
P.O. Box 1848
Burbank, CA 91507
(818) 843-4080
Fax (818) 846-2298

CIRCLE 276 ON READER SERVICE CARD

Computer Controlled Ham Shack for personal or club station

Ultra Comshack 64 Duplex/Simplex Controller

HF & VHF Remote Base & Repeater *Autopatch *Rotor Control *Voice Meters *Paging *Logging *Polite ID's *Voice Packet B.B.S.



Here are just a few of the Ultra's advanced Features:

- *Load, save, change all from 1. tones, Packet, or modem* Unlimited voice vocabulary *Voice clock executes events Daily & Weekly *Super Macros* user programming language! *300-4 digit user access codes
- *Disk & Printer logging of telephone numbers dialed, usage time, functions *18 Rotating Polite ID's* 16 External relay controls *CTCSS Tone Paging* CW Practice with voice *Security mode, T.tone mute* Voice announced user call sign when logging on *Voltage proportional courtesy beep indicates signal strength *18 rotating Polite ID tails* Safety timers & overrides *Ultra Link* provides T. tone control from remote audio monitored *User programmed multi-tone courtesy beeps each mode* Modem or Packet control *9 T.Tone Macros store 28 digit command strings *2 Talking Meter inputs * Packet+ Modem input* Simplex Repeater Mode Optional with DVR * WX1 & PK8 speaks temperature and humidity with polite ID * Autopatch & Rev * Store 1000 (18 digit) tel. #'s * Quick dial & quick answer
- * Directed & general page * 50 tel #'s restricted patch * Telephone control input* Regenerated touchtones * Autopatch auto off, detects calling party hangup * Pulse or touchtone dial * Call waiting & last number redial
- H.F. & VHF Remotes H.F. & VHF SQ. det * Scan up/down, 100Hz step + variable scan rate * Monitor mode defeats PTT * Lock mode allows T. tones to TX through remote * Auto mode & split select * 9 Scan memories store Mode, splits, VFO A & B * Talking Meters, Voltmeter * Voice & CW Beacon * Voice Rotor control Ultra Comshack 64 Model CS64S... \$379.95

Video Multi-Page letter & graphics Gen.
ATV, Slow Scan; Hi Res Autoboot C64 EPROM CART *Used by 100's of CATV sys. for Local channel insertion *Time / date macros send touchtones, vary seq. & load *Multi-page Modem transfer [Video/Audio] *VIDG Model "VIDG" \$189.95 inc. disk+ out cable

AUDIO BLASTER™ Works inside all H.T.'s!
*AB1S ← Miniature Audio Amp/ Used by police Module installs inside all H.T.'s; 1 watt audio amp! When it needs to be loud! Universal installation diagrams AB1S... \$24.95

TSDQ QUAD TSDQ 4 DIGIT Touchtone Decoder QUAD Relay Expansion plug-in option
*TSDQ use as Repeater On/Off, C64 reset, 8/20 VDC, audio in; Field Program 50,000 Codes; Mom. & Latching; Inc. DPDT Relay; LED digit valid & latch; 24 Pin connector. QUAD option adds: four 2 Amp. relays + 5 digit on & off code for each relay. 2"X3"
4 Digit Decoder "TSDQ" \$89.95; Expand "QUAD" \$99.95

Touchtone to RS232 Touchtone audio input +12V
*DAP works with all computers! Inc. 9 pin I/O connector, TTL or RS232 buffered outputs DAP \$99.95

Ultra Com Shack 64 Options

- *Mount All modules including C64, Predrilled & painted incl. mounts & cable clamps ALDX... \$159.95
- Digital Voice Recorder 32 or 64 sec.**
voice Mailbox & ID tail, Inc. 1 Meg Ram, control with CS8 or PK8, incl. cable for REV8 Ultra board, 5 or 12VDC DVM... \$179.95
- 12V Power for C64 & 1541**
with this crystal controlled Switching supply, runs cool & efficient draws <1 amp. Plugs into C64, fused, protected, heavy duty Model DPCS... \$129.95
- Add Duplex Control of Remotes**
with Telephone amplified hybrid, null & gain pots, & audio preamps Plugs into CS64S board, TLCN... \$159.95
- Autoboot EPROM cart**
plugs into C64 or PK8, disk or System version CART... \$109.95
- 8 On/Off relays** Inc. 3 DPDT 2 A. relays +5 SW. outputs, Use with HM1 to rotate beam... CS8... \$99.95
- Add 2 Voice Meters + 2 Alarm Inputs + 8 Relay On/Off Switches, PK8** \$159.95
- *PK1 adds Control of Ultra via Packet or Tel. modem and provides a Packet to Voice BBS, Req. 2nd C64 & PK8, Inc. 4 ft. data cable to PK8. PK1 \$99.95
- Speak Temperature & Humidity** (Req. PK8) inc. 25 ft. remote cable, or WX1 plugs into PK8. WX1... \$189.95
- Rotor control** Analog to digital converter; use with CS8; voice bearing +/- 5 deg. for all rotors HM1... \$69.95
- Ultra Com Shack 64 Manual**
All schematics, diagrams and how to operate & set up remote base. Refund with purchase of CS64S.MN.\$25.00
- *Mastercard *Visa *Amex *Disc

ENGINEERING CONSULTING
583 CANDLEWOOD ST.
BREA, CA 92621
Tel: 714-671-2009 Fax: 714-255-9984

JULY 24

GOWANDA, NY The 4th annual Swap 'N Shop, presented by the Tri-County ARS, will be held at Gowanda Firemans Grounds, Sand Hill (Rt. 62), beginning at 7 AM. Talk-in on 146.745 rptr. Contact *Andy K2ISN*, (716) 532-2250; or *Tom KD2EG*, (716) 532-5743.

LANCASTER, PA A Computer & Electronics Show will be sponsored by the Red Rose Repeater Assn., from 9 AM-3 PM, at McCaskey High School. Talk-in on 147.015/615. Contact *Wade Mackey*, 5 Sunrise Terrace, Millersville PA 17551. Tel. (717) 872-5328.

JULY 24-25

MANCHESTER, NH The New England Div. Convention will be sponsored by the New Hampshire ARA, and will be held at The Center of New Hampshire Conference Center, from 8 AM-4:30 PM. Walk-in VE Exams. Talk-in on 146.85- (wide area), 147.255+ and 223.9 (local). Contact *New Hampshire ARA*, P.O. Box 573, Derry NH 03038.

WOODLAND PARK, CO The Mountain ARC will hold its 12th annual Swapfest/Campout in the Colorado Rockies at Red Rocks Campground in the Pike Nat'l Forest (4 miles north of the city center on Hwy. 67). Campers: Advance reservations are a must. Talk-in on 146.82 rptr. Get details from *Bob*, (719) 687-9025; or *Fred or Patty*, (719) 687-9727. For reservations or info sheet, write *MARC*, Box 1012, Woodland Park CO 80863-1012.

JULY 25

BALTIMORE, MD The Baltimore Radio Amateur Television Soc. (BRATS) will hold its annual Maryland Hamfest and Computer Fest at the Timonium Fairgrounds. VE Exams will be given at 10 AM only. Pre-registration is required. Call *Les McClure W3GXT*, (410) 833-8667 to pre-register. Talk-in on 147.03 and 224.96 MHz rptrs. For info call (410) 467-4634, or write: *BRATS Hamfest*, P.O. Box 5915, Baltimore MD 21208.

JULY 30-31

MANISTIQUE, MI The "93" U.P. Hamfest will be held at the Schoolcraft County Fair Building, Sat., July 31st, 6 AM-5 PM. There will be a Fish Fry Fri. night. Contact *Debra K. Barton WB8IBT*, eves., (906) 341-5694; or write *M.A.R.A.*, P.O. Box 144, Manistique MI 49854.

JULY 30-AUG 1

REGINA, SASKATCHEWAN, CANADA Luther College at the University of Regina Campus will be the stage for "Regina Hamfest '93," sponsored by the Regina ARA. Address inquiries to: *Lyle Hopwood VE5HL*, @VE5AGA.SK.CAN. NOAM, 4530 3rd Ave., Regina Saskatchewan S4S 0E8, Canada.

AUG 1

SUGAR GROVE, IL The Fox River Radio League will hold a Hamfest at Waubensee Community College starting at 8 AM. VE Exams at 10 AM. Talk-in on 144.87/145.47. Contact *Bill Schaben*

WA9AUW, (708) 208-4870; or *Don Rasmussen N9III*, (800) 472-7826.

CROOKED LAKE, IN The annual Land of Lakes Angola Hamfest will be held at Steuben County 4-H Park, from 6 AM-1 PM. Talk-in on 147.180; packet 145.090; 444.350-131.8 tone; 224.94, 53.050. Contact *Land Of Lakes Angola Hamfest*, Sharon Brown WD9DSP, 905 W. Parkway Dr., Pleasant Lake IN 46779. Tel. (219) 475-5897.

SPECIAL EVENT STATIONS

JUNE 16-27

FT LAUDERDALE, FL N4PZN/MPS will operate from the manual-powered submarine races 1200Z-2400Z. Frequencies: SSB - 14.230, 21.300, 28.500; FM - 146.300 simplex; CW - 7.110. Sponsored by AUTEK ARC, Andros, Bahamas.

JULY 4

THOMPSON, OH Station KD8FJ will operate (starting at 1400 UTC) from Heritage Hill Camp, in conjunction with the 7th "Heritage of Our Country" celebration. Operation will be in the lower portion of the 40m General phone band, and on 10m phone at 28.453 (if conditions allow). QSL with a large SASE to *KD8FJ*, 386 Cedarbrook Dr., Painesville OH 44077-2849.

JULY 8-11

WICHITA, KS The YLRL Convention will operate Station KB0FUN, on all bands, 1700Z July 8th thru 1600Z July

11th. QSL cards will be mailed to all stations worked.

JULY 9-11

NORTH DAKOTA, USA - MANITOBA, CANADA Station VE4IHF/0 will operate from the U.S. Lodge Internat'l Peace Garden during the Internat'l Hamfest. Frequencies: 3.937, 7.255, 14.255, 21.355, and 28.355. QSL with an SASE and a IRC or a green stamp, to *John Swanke KA0SLI*, Box 304, Lakota ND 58344.

JULY 10

CAPE VINCENT, NY The Jefferson County RAC will operate N2JOA 1200Z-2400Z to celebrate the 25th Annual French Festival, commemorating our French heritage in Northern New York State. Operation will be in the lower General CW and SSB portion on 80m, 40m, 20m, and 15m, and the lower Novice CW and SSB portions on 10m. For a certificate, send QSL and SASE to *JCRAC*, P.O. Box 523, Brownville NY 13615.

ENDICOTT, NY Station KB2JZG will operate from 1300Z-1900Z, (in conjunction with a M1 Rifle Clinic) to recognize the US Dept. of the Army, Office of the Dir. of Civilian Marksmanship programs for firearms competence. Operation will be in the lower portions of the General 40m, 20m, and 10m phone subbands. For a certificate, send QSL and SASE to *M1 Special Event*, P.O. Box 572 Union Station, Endicott NY 13760.

ID-8 Automatic Morse Station Identifier

Compatible with Commercial, Public Safety, and Amateur Radio applications. Uses include Repeater Identifiers, Base Station Identifiers, Beacons, CW Memory Keyers, etc. Great for F.C.C. ID Compliance.

- Miniature in size, 1.85"x1.12"x0.35".
- Totally RF immune.
- All connections made with microminiature plug and socket with color coded wires attached.
- CMOS microprocessor for low voltage, low current operation: 6 to 20 VDC unregulated at 6ma.
- Low distortion, low impedance, adjustable sinewave output: 0 to 4 volts peak to peak.
- Crystal controlled for high accuracy.
- Transmitter PTT output (to key transmitter while ID is being sent), is an open collector transistor that will handle 80 VDC at 300ma.
- Field programmable with SUPPLIED keyboard.
- Confirmation tone to indicate accepted parameter, plus tones to indicate programming error.
- All programming is stored in a non-volatile EEPROM which may be altered at any time.
- Message length over 200 characters long.
- Trigger ID with active high or low.
- Inhibit ID with active high or low. Will hold off ID until channel is clear of traffic.
- Generates repeater courtesy tone at end of user transmission if enabled.
- Double sided tape and mounting hardware supplied for quick mounting.
- Operating temperature range, -30 degrees C to +65 degrees C.
- Full one year warranty when returned to the factory for repair.
- Immediate one day delivery.

Programmable Features

- Eight programmable, selectable, messages.
- CW speed from 1 to 99 WPM.
- ID interval timer from 1-99 minutes.
- ID hold off timer from 0-99 seconds.
- CW tone frequency from 100 hz to 3000 hz.
- Front porch delay interval from 0 to 9.9 seconds.
- CW or MCW operation.



\$89.95 each
programming keyboard included

COMMUNICATIONS SPECIALISTS, INC.
426 WEST TAFT AVENUE • ORANGE, CA 92665-4296
(714) 998-3021 • FAX (714) 974-3420
Entire U.S.A. (800) 854-0547 • FAX (800) 424-3420

CIRCLE 10 ON READER SERVICE CARD

PERFORMANCE AND VALUE WITHOUT COMPROMISE

KRP-5000 REPEATER


2 METERS-220-440

Word is spreading fast- "Nothing matches the KRP-5000 for total performance and value. Not GE, not even Motorola."

RF performance really counts in tough repeater environments, so the KRP-5000 receiver gives you 7 helical resonators, 12-poles of IF filtering, and a precise Schmitt trigger squelch with automatic threshold switching. The transmitter gives you clean TMOS FET power

Enjoy high performance operation with: remote programmability, sequential tone paging, autopatch, reverse autopatch, 200-number autodial, remote squelch setting status inputs, control outputs, and field-programmable Morse messages.

Call or write for the full performance story... and the super value price!



KRP-5000 Repeater shown with PA-100 Amplifier

Micro Control Specialties
23 Elm Park, Groveland, MA 01834
(508) 372-3442
FAX: (508) 373-7304

The first choice in
Transmitters - Receivers
Repeaters
Repeater Controllers
Power Amplifiers
Voice Mail Systems

CIRCLE 144 ON READER SERVICE CARD

JULY 10-11

FULTON, NY The Oswego County AR Emergency Service (ARES), will operate KY2F 1200Z-2100Z, each day, from the Central NY Internat'l Air Show at the Oswego County Airport. Operation will be in the middle of the General 80m, 40m, 20m, 15m, and 10m phone bands; the Novice portion of 10m; 147.75/15 MHz; and packet on 144.91 MHz. For a certificate, send your QSL card and a large SASE to Fred Swiatlowski KY2F, P.O. Box 5227, Oswego NY 13126.

U.S./CANADA Amateurs affiliated with the American Sunbathing Assn, The Naturist Soc., and the Federation of Canadian Naturists, will be celebrating National Nude Weekend by operating a series of Special Event Stations at nudist parks and nude beach sites across the U.S. and Canada. Operation will be from 10 AM-3 PM local time on 40-2m. For a certificate, indicate all sites worked and send QSL(s) with a 9 x 12 SASE to Naturist Society Amateur Radio SIG, Box 74A Ash Rd., Coatsville PA 19320.

JULY 11

TATAMY, PA Tatamy PA will celebrate its 100th Anniversary, and will operate KA3OEG from 1400Z-2000Z as a part of the Centennial celebration. Frequencies: 3.965, 7.2675, 14.265, 21.365, 28.365. To get a certificate, send QSL info and a SASE to KA3OEG, Box 193, Tatamy PA 18085.

JULY 17

BATH, NY The Keuka Lake ARA, Inc., will operate AA2CJ, 1300Z-2400Z to commemorate Living History Day, as part of the Town of Bath's 200th Anniversary. Frequencies: CW - 3700, 7125, 28200; phone - 3875, 7240, 14250, 28400. For a certificate, send QSL and a 9 x 12 SASE to Reginald Gehret N2MAH, 125 E. Washington, Bath NY 14810.

JULY 17-18

STRATFORD, NY The Fulton County Historical Soc. will operate W2ZZJ 1400Z-2000Z, July 17th and 18th, to celebrate the 167th anniversary of the birth of Dr. Mahlon Loomis, the American wireless telegraphy pioneer, who was born at nearby Oppenheim. For a certificate, send QSL, contact #, and a #10 SASE ONLY to W2ZZJ, HC Box 80, Stratford NY 13470.

JULY 24-25

PORT HURON, MI The Eastern Michigan ARC will operate K8EPV 1400Z Jul 24-0200 Jul 25; 1400Z Jul 25; and 1400Z-0200Z Jul 26, to commemorate the 68th Port Huron to Macinac Island Yacht Race. Frequencies: CW - 3.710, 7.110, 21.110; SSB - 3.910, 7.262, 14.262, 21.312, 28.393. For a unique certificate, send QSL and 9 x 12 SASE to K8EPV, 1640 Henry St., Port Huron MI 48060.

PORT ORCHARD, WA Kitsap County ARES will operate AA7LP from 1700Z on July 24-0300Z July 25 (0900-2000

July 24 PDT) to celebrate the 20th anniversary of Silverdale Whaling Days. Operations will be on 28.330 MHz (USB) and 147.510 MHz (FM simplex). For a QSL card, send your QSL and an SASE to Matt Amis AA7LP, 2196 California Ave. E, Port Orchard WA 98366.

JULY 26-AUG 1

CANTON, OH The Canton ARC will operate Station W8AL (1000 UTC-0200 UTC) to celebrate the Pro Football Hall of Fame Greatest Weekend. Frequencies: SSB - 28.350, 24.950, 21.350, 18.150, 14.270, 7.270, and 3.870 MHz; CW - 28.125, 24.910, 21.125, 18.080, 14.050, 10.120, 7.125, and 3.700 +/- QRM. There will also be RTTY, packet, AMTOR, satellite, and 2-meter FM/SSB. SWLs are welcome. For an unfolded certificate, send your QSL with contact number and a 9 x 12 SASE, with two units of first-class postage. For a QSL or a folded certificate, send your QSL with contact number and a #10 (business size) SASE to Randy Phelps K8BJN, 1226 Delverne Ave. SW, Canton OH 44710-1306.

JULY 30-AUG 1

WIESBADEN, GERMANY CQ de Frankenstein! The Wiesbaden ARC will operate Station DA1WA from 2000 UTC July 30-1200 UTC Aug. 1, on 80-10m in SSB, CW, and digital modes, from the famous castle near Darmstadt, during their 4th annual Castle Frankenstein DX-pedition. QSL via the bureau or direct with two or three IRCs or "Green-

stamps" to Robert Kipp DJ0PU, Hügelsstraße 25, D-6070 Langen, Germany.

JULY 30-AUG 8

MIDDLETOWN, OH The Dial ARC will operate club station W8BLV from the National Hot Air Balloon Championships, evenings and weekends. Frequencies: SSB - 3.965, 7.265, 14.265, 21.365, 28.365 and 2 meters. CW - 10 kHz from the bottom of Novice bands. For a special balloon QSL, send your QSL and a SASE to Ernest Howard AG8Y, 4003 Lewis Street, Middletown OH 45044.

AUG 2-8

GRAND HAVEN, MI Members of the North Ottawa ARC will operate K8AR 1200Z-2100Z Aug. 2-8, to commemorate the 203rd Anniversary of the U.S. Coast Guard from Coast Guard City USA. Operation will be in the bottom portion of the General phone subbands. For a certificate, send QSL card and a 9 x 12 SASE to NOARC, P.O. Box 44, Ferrysburg MI 49049.

AUG 12-14

GLENS FERRY, ID The Southern Idaho Hams will operate K7QQP to celebrate the Three Island crossing of the Oregon Trail. Operation will be on SSB - 75m, 40m, 20m 15m General portion; 10m Novice/Tech portion, Thurs. 1800Z-Sun. 0600Z, or as long as conditions last. For a 3 x 6 card, send your QSL card and an SASE to Paul KB7QHH, 5107 Grover, Boise ID 83705.

Number 27 on your Feedback card

DEALER DIRECTORY

DELAWARE New Castle

Factory authorized dealer! Yaesu, ICOM, Kenwood, ARRL Publications Callbook, ARE Hamlink, AEA, Kantronics, Ameritron, Cushcraft, HyGain, Heil Sound, Standard Amateur Radio, MFJ, Hustler, Diamond, Butter-nut, Astron, Larsen, and much more. **DELAWARE AMATEUR SUPPLY, 71 Meadow Road, New Castle DE 19720. (302) 328-7728.**

NEW JERSEY Lodi

North Jersey's newest Two Way Radio and Electronics Dealer is now open. Sales of Ham, Business, Marine and C.B. two way equipment as well as Scanners, Shortwave, Electronic Kits, Antennas, Books, Cable Boxes and more. Friendly service and low prices. **Advanced Specialties, 114 Essex Street, Lodi NJ 07644. (201) VHF-2067.**

NEW JERSEY Park Ridge

North Jersey's oldest and finest Shortwave and Ham Radio Dealer. Three minutes from Garden State Pkwy and NY Thruway. Authorized Dealers for AEA, Alpha Delta, Diamond, ICOM, Japan Radio Company, Kenwood, Vectronics, Yaesu, Ham Sales, Lee WK2T. **GILFER SHORTWAVE, 52 Park Ave., Park Ridge NJ 07656. (201) 391-7887.**

NEW YORK Manhattan

Manhattan's largest and only ham Radio Store, also full line of Business, Marine, Aviation, Shortwave Radios and Scanners, and Cellular Phones and Beepers. Large selection of Books, Antennas, Test Equipment, coaxial

cable and parts. Full Service Repair Lab on premises. Our 44th Year...We carry all major lines: MOTOROLA, ICOM, KENWOOD, YAESU, BENDIX KING, ASTRON, AEA, SONY, PANASONIC, MFJ, CCTV CAMERAS AND MONITORS, BIRD WATTMETERS, FREQUENCY COUNTERS, SCANNERS, HY-GAIN, VIBROPLEX, HEIL, CALLBOOK, ARRL OTHER PUBLICATIONS. Open 7 days M-F, 9-6 p.m.; Sat., 10-5 p.m., Sun. 11-4 p.m. We ship Worldwide. Call, Fax, or write for information and prices. Your one Source for HAM and Business Radios... **BARRY ELECTRONICS, 512 Broadway, New York NY 10012. (212) 925-7000. FAX (212) 925-7001.**

OHIO Columbus

Central Ohio's full-line authorized dealer for Kenwood, ICOM, Yaesu, Alinco, Japan Radio, Standard, AEA, Cushcraft, Hustler, Diamond and MFJ. New and used equipment on display and operational in our new 10,000 sq. ft. facility. Large SWL Department too. **UNIVERSAL RADIO, 6830 Americana Pkwy., Reynoldsburg (Columbus) OH 43068. (614) 866-4267.**

PENNSYLVANIA Trevose

Authorized factory sales and service. KENWOOD, ICOM, YAESU, featuring AMERITRON, B&W, MFJ, HYGAIN, KLM, CUSHCRAFT, HUSTLER, KANTRONICS, AEA, VIBROPLEX, HEIL, CALLBOOK, ARRL Publications, and much more. **HAMTRONICS, INC., 4033 Brownsville Road, Trevose PA 19047. (215) 357-1400. FAX (215) 355-8958. Sales Order 1-800-426-2820. Circle Reader Service 298 for more information.**

VIDEO SYSTEMS

MINI-CAMERA

Size: 1x1x2 in. Weight: 2.5 oz.
Power: 7-14V/80mA. Sens: 2 lux @ f1.8
Lens: 3mm, 4mm. Output: NTSC @ 1V.
The camera has been used in: ATV, Security and Surveillance, R/C airplanes and Robots!
\$269 +s/h



TRANSMITTER, 434MHZ.

ATVM-70, a 80mW. Mini-size 1x1.3 in., 2.5 oz.
Power: 7-9.6V/80mA.
\$129 +s/h

**Satisfaction
Guaranteed!**

DOWN-CONVERTER

For 434 MHz. Low noise MOSFET front-end for greater sensitivity. Output on TV channels 3-4.
\$89 +s/h

**Order Now,
from stock!
(800) 473-0538
or (714) 957-9268
for technical
information.**

MICRO VIDEO PRODUCTS

1334 S. Shawnee Drive, Dept H
Santa Ana, CA 92704-2433

Dealers: Your company name and message can contain up to 50 words for as little as \$420 yearly (prepaid), or \$210 for six months (prepaid). No mention of mail-order business please. Directory text and payment must reach us 60 days in advance of publication. For example, advertising for the April '92 issue must be in our hands by February 1st. Mail to 73 Amateur Radio Today, 70 Rte. 202 N, Peterborough, NH 03458

CIRCLE 30 ON READER SERVICE CARD

NEVER SAY DIE

Continued from page 4

Data Communications

It's one thing to be able to talk and another to find out what to talk about. I'd like to see some sort of system where I could get a dump of subjects of interest to the chap I'm talking with. My computer would highlight anything of mutual interest, giving us an edge in starting a conversation of interest to both of us. We should be able to dump something like that in a couple of seconds. Work on it, okay?

Yes, I know we aren't permitted to mix packet and voice on the same frequencies, so we'll need to get some Special Temporary Authority (STA) permits to develop these multimode communications systems. You shouldn't have any problem getting the permits.

A New Day Dawning

If we can pull this off I believe this could completely revolutionize the amateur service. We'll be able to really build some international friendships. Special interest nets will start growing around certain frequencies. For the first time we'll be able to actually talk with each other instead of lecturing.

It's going to be a lot easier to get kids interested in hamming. We may even be able to get our growth rate back where it was 30 years ago!

We've got 100,000 ham channels sitting unused just on 10 GHz, so we could use a few more hams.

With our being able to talk in groups sharing channels we'll be able to handle substantially more operators on our HF bands. We may have to insist that the ARRL shelve its confounded DXCC award so operators in rare countries aren't swamped with wallpaper hunters.

I would never say it, but there are those who claim that country hunters are trying to compensate for inferiority complexes. There are thousands of addicted ops who will fight the pile-ups for hours to get a five-second signal report from some damned rock sticking out of the ocean. I'd like to see their explanations to St. Peter about this silly waste of a life.

How Was Dayton?

Well, I had a good time . . . how about you? Oh, it was crowded. No, it was far beyond being crowded . . . it was packed solid. On Saturday there wasn't any way to get around. The exhibits had people stacked two and three deep, which left almost no room for anyone trying to get through the aisles. I got around as best I could, jumping up near each booth to try and see over the crowd what was being exhibited. I'd hoped to pick up literature, meet the entrepreneurs, and ask a lot of questions, but getting close

enough to talk turned out to be difficult.

Yet many dealers were complaining that sales were way down from last year. I did see a lot of stuff being carried from the flea market to cars, but not much in the way of new gear going that way.

There was an industry meeting on Thursday evening . . . run by CQ magazine. It turned out to be mostly a promotion effort for a series of professional hamfests they're planning. They seem to feel there's big bucks to be made in hamfests. Maybe. I guess the thing that puts me off is that hamfests haven't seemed to change much in the 55 years since I attended my first. Well, maybe they don't need to.

One motivation for the commercializing of hamfests seemed to be the lack of any regular hamfests in Northern and Southern California. With over a hundred thousand hams in that area, obviously (they opined) it should be able to support two yearly hamfests. Having attended quite a few California hamfests, I'm skeptical. In case you haven't been out there, California hams are different. They have shown that they are able to stay away from hamfests in huge numbers. Perhaps whatever weird psychological forces drove these strange people to move to California doesn't encourage them to seek the comfort of crowds. They seem to be a bunch of individuals, with little of the lemming-drive of Eastern-

ers to pile up into large human masses such as we see at Dayton, Boxborough, Atlanta and other such hamfests.

Armed with what seemed to be an instant statistic that 41% of all ham gear is bought at hamfests, the CQ team is going to try and organize the hamfest business. What's the "Q" code for "good luck"?

I Lusted.

I saw an awful lot of new equipment that got my juices going. Great stuff. Wait'll you get a load of the stuff AEA has for you. They've got a great SWR gadget that plots the SWR vs. frequency for you. At \$400 it's a bit pricey for most hams, but what a great gadget for clubs to buy and share. Once you see it, if you ever want to have your antennas working at their best, you're going to have to get one of these killers.

And of course their new packet contraption does so much that they should have a 10-hour video training course just to get you familiar with what they've crammed into that little box.

There were some fabulous new linear amplifiers that would look great in my shack. And maybe it's time to decide which new rig to get, and what kind of an antenna will give me a monster signal on 20m.

Continued on page 88

Uncle Wayne's Bookshelf



Your One-Stop Shopping Headquarters

In stock and ready to ship direct to you.

Reference Manuals, Shortwave Handbooks, ARRL Books, Antenna Handbooks, UHF/VHF, Books For Beginners, Code Tapes and Software For The Computer.

Turn to pages 94 & 95 to see our current selection

Don't Delay—Call Today

Our order department is just a phone call away.



800-234-8458



739307

AUTOMATIC SIMPLEX REPEATER



THE SR-7110 CONNECTS TO ANY TRANSCEIVER TO MAKE A SIMPLEX REPEATER

- Portable or mobile repeater to increase the range of HTs
- Emergency repeater
- Test repeater to hear your own signal
- Test for skip conditions
- Unmanned hidden transmitter
- Calling frequency machine

The 7110 has two modes of operation. In the automatic mode the repeater only repeats when there is no reply to a transmission within two seconds. In the continuous mode all transmissions are repeated without delay. The 7110PL has a PL decoder so the frequency can be used without the repeater.
SR-7110 \$200.00 SR-7110PL \$275.00



INTERCONNECT SPECIALISTS INC.

474 CHARLOTTE ST.
LONGWOOD, FL 32750
TOLL FREE 800-633-3750

CIRCLE 100 ON READER SERVICE CARD

BARTER & BUY

Number 28 on your Feedback card

Turn your old ham and computer gear into cash now. Sure, you can wait for a hamfest to try and dump it, but you know you'll get a far more realistic price if you have it out where 100,000 active ham potential buyers can see it than the few hundred local hams who come by a flea market table. Check your attic, garage, cellar and closet shelves and get cash for your ham and computer gear before it's too old to sell. You know you're not going to use it again, so why leave it for your widow to throw out? That stuff isn't getting any younger!

The 73 Flea Market, Barter 'n' Buy, costs you peanuts (almost)—comes to 35 cents a word for individual (noncommercial) ads and \$1.00 a word for commercial ads. Don't plan on telling a long story. Use abbreviations, cram it in. But be honest. There are plenty of hams who love to fix things, so if it doesn't work, say so.

Make your list, count the words, including your call, address and phone number. Include a check or your credit card number and expiration. If you're placing a commercial ad, include an additional phone number, separate from your ad.

This is a monthly magazine, not a daily newspaper, so figure a couple months before the action starts; then be prepared. If you get too many calls, you priced it low. If you don't get many calls, too high.

So get busy. Blow the dust off, check everything out, make sure it still works right and maybe you can help make a ham sure it still works right and maybe you can help make a ham newcomer or retired old timer happy with that rig you're not using now. Or you might get busy on your computer and put together a list of small gear/parts to send to those interested?

Send your ads and payment to the Barter 'n' Buy, Judy Walker, 70 Rt. 202N, Peterborough NH 03458 and get set for the phone calls.

The deadline for the August classified ad section is June 10, 1993.

ALL ABOUT CRYSTAL SETS. Theory and construction of crystal set radios. \$7.95 each, ppd USA. Send to: **ALLABOUT BOOKS**, Dept. S, P.O. Box 22366, San Diego, CA 92192. BNB200

FUN! EASY! COMPUTER BUSS ANALYZER. Plans, schematics, Theory of Operation: \$19.00 plus \$3.00 S&H. **CV ENTERPRISES**, P.O. BOX 2001, Stillwater OK 74076. BNB210

SUPERFAST MORSE CODE SUPEREASY. Subliminal cassette. \$10. **LEARN MORSE CODE IN 1 HOUR.** Amazing supereasy technique. \$10. Both \$17. Moneyback guarantee. Free catalog: SASE. **BAHR-T3**, 150 Greenfield, Bloomington IL 60108. BNB221

QSL CARDBOXES & INDEX DIVIDERS. Send SASE. 7-Mike **HAM-STUFF**, P.O. Box 14455, Scottsdale AZ 85267-4455. BNB224

RADIOS! RECONDITIONED WITH WARRANTY. Drake, ICOM, Kenwood, Yaesu. SASE for list or call (215)497-5795. Buy, sell, trade, or consignments. **R.R.I.**, P.O. Box 1041, Linwood PA 19061. BNB228

FINALLY HEAR THOSE UNREADABLE SIGNALS buried in QRM, electrical noise, hetrodynes, tuner-uppers, etc. **REVOLUTIONARY JPS Audio Filters**, Digital Signal Processing. **NIR-10: DISCOUNTED: \$329.95 DELIVERED** continental U.S.! (elsewhere \$350). Also new **NRF-7: \$235.95**, or **NF-60 DSP Notch Filter ELIMINATES MULTIPLE NOISE TONES**, \$139.50 delivered, see 3/92 "73 Mag." **DON'T SETTLE FOR JPS CLONES!** Authorized Dealer. **DACRON ROPE**, Mil Type, black, strong, high UV/stretch resistant, 3/32":\$.06/ft, 3/16" (770 lb. test): \$.11/ft, 5/16": \$.16/ft. **DAVIS RF CO.** POB 230-SR, Carlisle MA 01741. **24-HOUR ORDERS: (800)484-4002, CODE: 1356. FAX: (508)369-1738.** BNB254

MOST complete and comprehensive-resistor color code identification chart-

coil winding data chart-L, C, F nomograph- capacitor decipher chart. Stop mystery of component identification. Post charts at work bench for quick component identification. Specify required chart, each chart \$3.00 all for \$10.00. Send payment to **TMS ELECTRO-DATA INC.**, 4906 S.E. Mills, Lawton OK 73501. BNB255

LOW COST ANTENNAS, GADGETS, & GILHICKIES for the beginning ham. SASE or call **TYRO HAM SUPPLIES**, 5 Glendale Rd., Thornhill, Ontario, Canada L3T 6X4. (416)731-3135. BNB270

QSL-1) Famous KOAAB custom with background collection. 2) Railroad employees and railfan's specials. 3) Front report styles. 4) Multiple call signs. 5) Ham business cards. State your sample wants. 52 cent self-addressed business size envelope required for free samples and catalog. **MAHRE & SONS PRINT SHOP**, 2095 Prosperity Avenue, Maplewood MN 55109-3621. BNB290

COMMODORE 64 REPAIR. Fast turn around. **SOUTHERN TECHNOLOGIES AMATEUR RADIO**, 10715 SW 190th Street #9, Miami FL 33157. (305)238-3327. BNB295

RADIO RUBBER STAMPS free brochure. **REID ASSOCIATES**, 6680 Mellow Wood, West Bloomfield MI 48322. BNB297

TRI-EX STEEL CRANK-UP TILT-OVER TOWER. Model MW 33 with 10 foot mast and wall bracket. Extends to 33 feet, \$500.00. **HARDASH**, P.O. Box 460623, Escondido CA 92046. (619)432-0744. BNB305

WANTED ELECTRON TUBES, ICS, SEMICONDUCTORS. **ASTRAL** P.O. Box 707ST, Linden NJ 07036. Call (800)666-8467. BNB307

KENWOOD AUTHORIZED REPAIR. Also ICOM, Yaesu. **GROTON ELECTRONICS**, Box 379, Groton MA 01450. (800)869-1818. BNB310

Continued on page 89

TOLL FREE 1-800-666-0908 PRICING AND ORDERS ONLY

KENWOOD



CALL FOR ALL KENWOOD

YAESU



CALL FOR ALL YAESU RADIOS & ACCESSORIES

ALINCO



CALL FOR ALL ALINCO

ICOM



CALL FOR ALL ICOM

STANDARD



CALL FOR ALL STANDARD

AEA • ASTRON • AZDEN • COMET • CUSHCRAFT • DIAMOND • KANTRONICS
MFJ • SANGEAN • SONY SHORTWAVE • DRAKE • MANY MORE...

NEW EQUIPMENT PRICING AND ORDERS 1-800-666-0908 OUT OF STATE
TECHNICAL, USED GEAR, INFO 203-666-6227 24HR. FAX 203-667-3561


LENTINI COMMUNICATIONS INC.

21 GARFIELD STREET, NEWINGTON, CT 06111

Hours: M-F 10-6, SAT. 10-4
MasterCard VISA Discover C.O.D.s Same Day Shipping
OK Shipping

CIRCLE 234 ON READER SERVICE CARD

Link Communications RLC-II Repeater and Linking Controller



RLC-II Features:

- (1) Full Featured Repeater port
- (2) Linking Full-Duplex ports
 - Linking ports capable of operating as stand alone repeater ports
 - Separate ID's, Time-Out Timers, Hang timers, and Courtesy Beeps
- (4) Analog Lines Programmable for Temperature and Voltage Readings
- (4) Input Lines for Contact closure Readings
- (8) Output Lines for control of external peripherals
- Clean and Understandable Voice Synthesizer with 400+ words
- All Ports have both COR and PL inputs allowing off site access changes
- DTMF Access from ALL Ports
- 2400 Baud Serial Port allows remote programming of the RLC-II
- Optional Full Duplex Autopatch with 200 Number Dialer Only \$199.95 plus s&h
- Optional 19" Steel Rack Mountable Enclosure Only \$100.00 plus s&h
- (20) Time Scheduler Slots with Hourly, Daily and Weekly Events Voice Time of Day Clock
- Complete Remote Programming using DTMF Tones
- Multiple Password Priority Assignable to each command
- All Commands can be renamed from 1 to 6 digits in length
- Independent DTMF mute function can be assigned to all ports
- Doug Hall RBI-1 Remote Base control of Kenwood Radio support

ONLY \$599.95 plus s&h
Link Communications
P.O. Box 1071
Bozeman, MT 59771-1071
(406)587-4085



CIRCLE 47 ON READER SERVICE CARD

NEVER SAY DIE

Continued from page 86

And I Talked, Too.

For two hours! And it was only Sherry pulling my sleeve, reminding me that we might miss our plane . . . and the increased signs of frustration of the AMSAT bunch, who had the next stint in the room, that stopped me. What did I talk about? Oh, all this stuff I've been writing in my editorials, in my *Declare War* book, and *Declare War Updates*. I talked about my sneaky plan to get everyone off simplex and into duplex operation . . . a move which we should have made 50 years ago.

I talked about EMFs and cancer. I talked about how our cells communicate. And ecoscams; the plight of IBM and what could be done to save the collapsing giant . . . if anyone thinks Big Blue is worth saving. I talked about our basis and purpose (97.1) being totally obsolete, the stupid proposed VAT, defunding NASA and the superconducting supercollider, how America can make money on foreign loans instead of just throwing it away, and so on.

Oh yes, I also mentioned a huge coincidence that I've recently discovered. You're probably going to disagree with my take on this, but I'll tell you anyway. I've noticed that there seem to be almost no well-educated poor people . . . and almost no poorly-educated rich people. Now, it struck me that this may not be entirely an accident. Could there be a correlation between education and success? And if there is, do you think this might be enough to convince kids that education really is important if they're interested in not being poor all their lives?

Of course they may prefer to play the odds that they'll become successful performers, athletes, politicians, or clergy, where an education isn't critical. At least for a while. Then, how many rich boxers are there? How many rich ballplayers? Dozens. And how many rich business people? Millions. But is that enough to get people to think?

The cold, wet, windy weather drove the flea market scavengers inside, making it even more difficult to move around. It finally got to where it was no longer possible to talk with exhibitors . . . I couldn't get near 'em . . . so Sherry and I headed back to crowd-free New Hampshire.

I did enjoy meeting a bunch of old friends. Not having a booth this time gave me a lot more freedom to get around. I wore a 73 hat so people could spot me, but I found that no one looked at hats. Too bad, because I had it all decorated with badges and buttons . . . my submarine combat pin from WWII, my Royal Jordanian Radio Society (JY8AA) pin, my Korean Amateur Radio League (HL9WG) pin, one from New Zealand, one from China, Russia, and one from Poland. My hat was decked out like a CBer's vest at a CB picnic. No one noticed. Heck,

I even had a little gold hand key, my Old Old Timer's Club pin, and my old Boy Scout pin from the '30s. I used to have some pins for winning ARRL contests, but some ex-employee mercifully swiped 'em. Yes, of course I had my ARRL 50-year pin on there, right up front. And one from Erasmus Hall High School. Well, what on earth else could I do with all that memorabilia? Waste of time. It was invisible. Phooey.

The post office has been putting out some postage stamp pins, so I put on the 5¢ ham stamp, ugly as it is . . . and a Scott Joplin stamp pin, promoting the five Greener Pastures Joplin CDs I've put out so far. I put on a skin diving pin, but couldn't find any of my skiing pins. Just as well.

So I'll put the hat, with all the pins on it, up in the attic, and go bareheaded at future hamfests. You had your chance to admire my collection and you muffed it . . . all 30,000 or so of you.

Ham of the Year!

I was delighted to see that the Hamvention Ham of the Year award went to Harry Dannals W2HD. Harry and I go way back.

The main reason for giving him this prestigious award was Harry's getting the QCWA to support the no-code proposal . . . a change of heart on his part which amazed me at the time. That's what I would have expected of Harry Gartsman W6ATC, the previous president, for whom I have a ton of respect, but Dannals has been so steadfastly pro-CW all of his life that I was certainly surprised.

I first ran into Harry when he ran for ARRL Hudson Division Director in the '50s. I think this was when he became a big Wayne Green fan. He's been talking about me at hamfests and over the air to anyone who will listen ever since. I understand that now that he's retired all he does is sit and talk on a Virginia repeater day and night, mostly about me. I count him as one of my number one fans.

Harry's big aim in life was to be an ARRL director. I think his father had been one and he wanted to prove to his father that he could do it too. I remember his father, a true CW fanatic. I remember him diligently jamming DX phone ops on the low end of 80m with endless CQs. This is still one of the more popular aspects of our hobby.

When I worked with Chet K2EAF on the 1960 ARRL National Convention in New York City, Harry was the president of the Hudson Amateur Radio Council, which sponsored the show. Harry came across to many people as a small-minded, fatuous, ARRL apparatchick. I was there when he was elected to that position by the newly formed Council. He managed this coup by outtalking everyone else, even though he didn't really have anything to say. No, I was not jealous. I was busy starting 73 at the time, so running HARC was not an option for me. Plus, I was the president of the Porsche Club of America. I was just

amused that the deciding factor in who was elected turned on who talked the most, and never mind what they had to say. I filed that away in my mind just in case something like that ever came up where I wanted to be a club president.

After Mort Kahn W2KR retired as Hudson Division director, Harry grabbed that job. It was Mort, a retired millionaire, who was the brains (a term which obviously I am using loosely) behind the ARRL's "Incentive Licensing" fiasco . . . by far the worst disaster in the history of the hobby. Harry, a devoted company man, rose to the presidency of the League. I attended several of his talks at conventions and found no reason to change my early opinion of him.

I always admired the League's ability to overlook their rules against directors working in the communications industry when it came to Harry, who worked in the communications department of an aviation company. I got the feeling that they invoked that rule only when someone was running for director who had not come up through the League traffic-handling system.

I saw no signs that Harry had shown any signs of initiative while ARRL president, so his turn-around with the QCWA was an eye-opener. The new Harry was a winner, so I'm delighted that he's been honored by the Hamvention. I've known most of their award winners . . . such as Bill Pasternak WA6ITF, who wrote for 73 for years. Heck, he helped me move the magazine from Brooklyn to New Hampshire back in 1962. Another winner was Carole Perry WB2MGP, who writes our Novice column, and has had a profound impact on our hobby.

We ought to have more awards for outstanding hams. Naturally my twisted mind suggests that we should have both good and bad awards. We ought to have some way to honor Herb KV4FZ for his yeoman work in erecting an outhouse over 14.313 and giving amateur radio its biggest-ever black eye. And a posthumous award to W2BIB for his great work in jamming medical emergency nets. And let's not forget K1MAN, the man who rains on our parade with endless self-promoting blind broadcasts.

The good guys, like John Williams W2BFD, who pioneered RTTY; and Sam Harris W1FZJ, who showed us what could be done with moonbounce and invented the parametric amplifier, got passed by. How about Bill Hoisington K1CLL, who got a whole generation building UHF equipment?

Now that Harry has turned against CW, will we see the QCWA promoting no-code Extra Class licenses? That'll increase Harry's esteem even more in my tired old eyes. And if you're ever near Virginia please look for Harry and find out why he's such a devoted fan of mine. He's on the repeater day and night, so you can't miss him. But I do wish he'd take off at least a hundred pounds so he'll live longer and

thus be able to spread the good old Wayne Green word longer.

Reflecting The Recession?

Despite the crowds, many exhibitors I talked with felt that attendance was down this year. And I was surprised to find some areas where there had been exhibitors in the past, but were now sitting empty and unused. Apparently the recession has hit amateur radio. Well, it isn't going to be anything like the disaster of 1964, when amateur radio sales dropped 85% in one year.

As I explained a few months ago, it wasn't the recession that caused 73 to not have a booth this year. We looked at the sales figures over the last few years and found that most of the Dayton bunch were already subscribers. We weren't picking up enough new subscribers to pay for the booth, shipping the exhibit, plus a couple people to handle it. And I found that having a booth kept me from seeing as much of the show as I wanted . . . crowds permitting.

I'll be interested to hear from any exhibitors on how the show went. Was it profitable? If you're not sure how you can tell, use the same yardstick as you would for any other promotion...did you sell at least 10 times the total cost of the show in merchandise? And that's if you're making at least a 10% net profit with your product. If you're making 20% net, then you can get away with only five times the cost of the convention in sales to break even.

If sales are really down, this may turn out to be a poor time for CQ to launch a series of commercial hamfests.

Review: Universal Time Piece

What kind of a crummy hamshack doesn't have a large clock on the wall? Pathetic! No wonder I get so many QSL cards with the wrong time on 'em. Nitwits. Lids. You want a nice big clock that'll keep accurate. Further, since this is your hamshack you don't want just any lousy big clock up there. You want to cream your visitors with a high-tech scientific clock . . . one that will have them asking questions you can smugly answer, but which they won't understand. It's the only way to run a hamshack. You are an electronic genius and they are morons, and remember that. But please be kindly in your condescension.

The epitome of clock one-upmanship is the Spectra-Com WWV-format Universal Time Piece, available from JZO Research. This 10-inch colorful beaut deciphers the scratches, buzzes, bleeps, tones, clicks, and announcements from WWV. It tells you when to listen to get solar storm activity reports, which is something no bone-and-fried amateur can be without for more than a day. (Regular price, \$49.95; limited introductory offer, \$29.95; plus \$4.50 S&H. JZO Research, 7140 Colorado Avenue North Minneapolis MN 55429.)

WANTED: TEN GOOD HAMS. K7JBQ is looking for a few good hams to join him in his growing consumer electronics business. Seeking quality, not quantity. Put your electronics knowledge to work for you. Write: **BILL, K7JBQ**, 916 SE 5th Ave., Delray Beach FL 33483. Include call sign and home phone number. **BNB315**

THE RADIO CRAFTSMAN, newsletter for those who want to build their own equipment. Send large SASE for sample issue, information. **NONZQ**, Box 3682, Lawrence KS 66046. **BNB325**

LIKE NEW: ICOM IC765 with FL101, 102, 55A and ICSM-6 mic, \$2,000 firm. Call (304)457-3200 or (304)457-4372. John, N8MBT. **BNB330**

RCI-2950 OWNERS: New modification manual including Power increase. Clarifier modification. Modulation increase. Operating hints, and more. Parts included. Only \$20.00 ppd in U.S. (Missouri residents add \$1.15 tax). **SCOTT**, P.O. Box 510408, St. Louis MO 63151-0408. (314)846-0252. Money Orders or C.O.D. **BNB340**

YAESU FT-101, fan, stock mike, Swan desk mike, extra plug-in crystals, new finals (1986), clean, owner's manual, asking \$300. Call Lou (607)647-5001. **BNB345**

CONNECTICUT'S FAVORITE HAM STORE. ROGUS ELECTRONICS, 250 Meriden-Waterbury Turnpike, Southington CT 06489. (203)621-2252. **BNB355**

OFFERED PEANUTS FOR YOUR TRADE-IN RIG? I pay cash! **RADIO RECYCLERS**, 7730 W. National Avenue, West Allis WI 53214. (414)771-7121. **BNB400**

MAX SYSTEMS-Two Meter Quads: 3 element, \$39.95; 5 element, \$59.95; + shipping. **ANDERS ELECTRONICS**, 78 Ronald Road, Gorton CT 06340. (203)445-0042. **BNB415**

WANTED: Schematic Siltronix model 1011-C, copy OK, reasonable fee. (704)333-9363 EST. **BNB425**

BROWNIES QSL CARDS SINCE 1939. Catalog & samples \$1 (refundable with order). 3035 Lehigh Street, Allentown PA 18103. **BNB430**

QRP KITS IN CANADA! CW Transceiver kits for most bands, superior quality, full warranty. Exciting new products! Send Large SASE for catalog. "**CQ RADIO KITS**", Box 1546, Bradford, Ontario. L3Z-2B8 CANADA. (416)775-9119. **BNB433**

QSL CARDS- Look good with top quality printing. Choose standard designs or fully customized cards. Request free brochure, samples (stamps appreciated) from: **CHESTER QSLs**, 310 Commercial, Dept. A, Emporia KS 66801. FAX (316)342-4705. **BNB434**

FINALLY AVAILABLE! A rugged, reliable, reasonably priced handheld carrying case, \$18.95. Lifetime Warranty. **THE CASE** (800)276-6179. **BNB580**

DON'T BUY QSL CARDS UNTIL YOU SEE MY FREE SAMPLES. Also I specialize in custom cards and QSL business cards. Write or call for free samples and custom card ordering information. **LITTLE PRINT SHOP**, Box 1160, Pflugerville TX 78660. (512)990-1192. **BNB595**

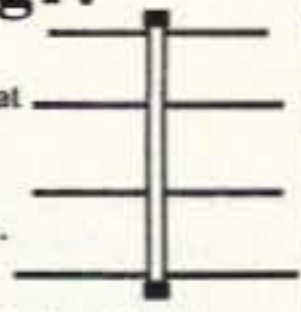
DX PACKET PROGRAM-extracts & saves DX spots from AK1A type DX packet cluster net w/o being connected! Requires TNC & IBM PC/AT. Controls Kenwood TS-440/940, \$15. **KK4LP**, 9606 Todd Mill, Huntsville AL 35803-1108. **BNB655**

RIG REPAIR by 20-year ham. Fast, reasonable. Skip Withrow, 5404 S. Walden Street, Aurora CO 90015. (303)693-0997. **BNB702**

Continued on page 91

Walking-Stick Yagi?

Hold it in your hand—it's a walking stick made of aluminum with rubber ends. But inside are all the elements of a 4 element yagi that goes together in 2 minutes. Ready for the T-Hunt. Ready to get your signal out of a hole into the repeater. No little bits to drop and get lost. Everything fits clean and tight and tough. 2meters \$79, 70 cm \$49. Weighs only 1 lb. Add \$6 Shipping & Handling. Info \$1.



AntennasWest
Box 50062-S Provo UT 84605

Order HotLine
801 373 8425

CIRCLE 324 ON READER SERVICE CARD

ALINCO BATTERIES DJ-580

EBP - 22S 12V 800 MAH\$65.00
EBP - 24S 7.2V 1500 MAH\$60.00

Shipping add \$3.00 VISA, M.C. DISC.

TNR Your Battery Store
279 Douglas Ave. • Altamonte Springs, FL 32714
800-346-0601

CIRCLE 374 ON READER SERVICE CARD

We have what you're looking for BRIGHT NEON QSLs

You'll love our numbers
\$36.95 per 1000

plus \$3.95 shipping U.S.

Bright Neon QSLs that jump off the wall. Black ink on 65# Postcard Stock with six Neon colors to choose from: Neon Blue, Neon Purple, Neon Lemon, Neon Orange, Neon Red, and Neon Pink. Printed in format shown, state outline & logo included at no extra charge. (Please indicate if you want **ARRL** logo when ordering). Ham it up with all six Neon colors, order the **Rainbow Box** for only \$4.00 more. You'll be hard pressed to beat the price while creating such **STAND OUT** quality.



Send your check or money order along with **(Printed or Typed)** Name, Address, (including County), Call Letters and Color of Stock

TO: BB&W Printing
803 N. Front Street
McHenry, IL 60050

Custom job or Different Stock, No Problem,
Call: (815) 385-6005

Sell Your Used Gear In **BARTER 'N' BUY** Call Judy Walker today. 1-800-274-7373

Heterodyne Headache #14.226.5

Get fast relief with a

Magic Notch®
automatic notch audio filter



Magically removes all heterodynes caused by tuners, carriers, CW, computer RFI and other similar QRM!

Why listen to carriers?

The MagicNotch filter:

- is fully automatic. No tuning is necessary.
- easily installs between the rig and an external speaker or headphones.
- can be left on all the time while operating SSB.
- shows filter operation with its 2 color LED.
- allows you to work an s4 SSB signal under a 20 over 9 carrier.
- requires 12 VDC—usually available from the accessory jack on your rig.

30 day money back guarantee



\$109⁹⁵

Shipping & handling \$5.00
Foreign orders \$10.00

j•Com • 793 Canning Pkwy • Victor NY 14564 • (716) 924-0422 • FAX (716) 924-4555

CIRCLE 55 ON READER SERVICE CARD

GET ON PACKET RADIO...

FAST and EASY...

With the "PC Packet Station"

By PKT Electronics, Inc.

The "PC Packet Station" is a *complete packet radio station* for the IBM PC including:

-> **VHF Radio Transceiver** by Motorola <-

-> **1200 baud modem** <- -> **TNC Software** <-

You just plug the PC Packet Station into a half slot in your PC, plug in your VHF antenna into the card, load the software and you're on packet, it's just that easy! PC

PACKET STATION FEATURES: * Fast, easy installation * Selectable, Com 1 through Com 4 with selectable interrupts * **Built in the USA** * The Radio is totally shielded from the computer * Have a custom application or a commercial use? Call us about Motorola radio modules, Motorola Telemetry Radios and Motorola Telemetry Modems. Dealer inquiries welcome.

PKT Electronics, Inc. 2668 Haverstraw Ave. Dayton, Ohio 45414 1-513-454-0242



CIRCLE 394 ON READER SERVICE CARD

PKT ELECTRONICS

PKT Electronics' PC Packet Station™ is a complete 2 meter packet amateur radio station on card for IBM compatible computers—simply plug in the PC, add an antenna and you're on the air. The PC Packet Station contains a quality Motorola 5 watt transceiver and a modem. It fits a standard IBM PC half-card slot and is compatible with both XT and AT computers. No external power is required. This is an ideal amateur station for computer users with the new no-code Technician Class license. There is no

significant RFI interference—Flexlam RF shielding and proper RF bypassing keeps RF out of your computer and CPU "noise" out of your radio. It comes complete with TNC software and a manual.

The PC Packet Station is priced at \$419 for a single channel and \$459 for a dual-channel unit. For more information, contact *PKT Electronics, Inc.*, 2668 Haverstraw Ave., Dayton OH 45414; telephone: (513) 454-0242, Fax: (513) 454-0242. Or circle Reader Service No. 205.



known instructor Gordon West WB6NOA. The Advanced book covers all 507 examination questions, four possible answers for each question, and West's unique explanations. The first 18 pages are devoted to bringing the licensed radio amateur up to date on recent changes within the Amateur Radio Service. Chapter 3 specifically guides the radio amateur through testing procedures for the Advanced Class exam. Gordon West covers each question including why the right answer is correct and offers tips on how to solve some of the Advanced Class math problems. West gives some formula shortcuts not found in any other publication.

The Advanced Class FCC license preparation book is available through most amateur radio dealers, or mail order from the W5YI Group at (800) 669-9594 for \$9.95. For more information, contact *Gordon West's Radio School*, 2414 College Drive, Costa Mesa CA 92626; (714) 549-5000. Or circle Reader Service No. 209.

GORDON WEST

Amateur radio operators wishing to upgrade to Advanced Class may now obtain the 173-page FCC license preparation book written by well-

LIGHTNING INDUSTRIES

MacRadio™ from Lightning Industries is an interactive study program for the new pool of FCC test questions for the Novice and Technician Class licenses. It contains all possible questions and answers that can be asked on a test. The questions and answers can be studied as flash cards or as practice tests. MacRadio's test generating function produces FCC-style examinations at the push of a button. The test can be taken on-screen or printed for use in a class-

room. MacRadio is fully compatible with the Macintosh System 7.0 and 6.07, and is shipped with a HyperCard 2.1 player. Minimum hardware requirements are the Macintosh Plus with 2 MB of RAM and a hard disk.

MacRadio is priced at \$29, plus \$3 shipping. California residents add sales tax. For more information, contact *Lightning Industries*, 1806 Millmont Dr., #125, Milpitas CA 95035; (408) 942-7998, Fax: (408) 262-5441. Or circle Reader Service No. 203.

CURRY COMMUNICATIONS

Curry Communications is offering two new products. The LF2A is a compact active antenna system for optimum low frequency reception in noisy environments. It features broadband coverage from 4 kHz through 450 kHz and more than 90 dB attenuation at 540 kHz. Low-profile and portable, it mounts easily to any pole or mast.

It virtually eliminates power line noise and hash, 10-element filtering eliminates AM/SW broadcast interference. There is substantial reduction in TV horizontal oscillator interference and light dimmer interference is eliminated.


The Model ANB-1089 receiving processor provides any long-wave receiv-

MILESTONE TECHNOLOGIES

Milestone Technologies has released Milestone LOGMASTER II, an update of the popular ham radio and SWL log-keeping program for DOS computers. The new version represents a complete redesign, incorporating a lot of changes requested by our customers, especially in the areas of the user interface, performance, contest operation and reporting. Milestone LOGMASTER and the CODEMASTER Morse training application have been continuously upgraded since their initial release in 1985, and this upgrade takes advantage of the latest compiler, database and processor technology. User control of the program has been significantly enhanced and there is a completely new user interface which supports (but still

does not require) the use of a mouse. A completely reworked database design allows for the maintenance of multiple logs for special purposes, such as DXCC and contesting, and the number and size of logs is limited only by the available disk storage space. A key feature is ease-of-use: Anyone who can keep a paper log can use LOGMASTER straight out of the box.

LOGMASTER II is priced at \$29.95. Current users of LOGMASTER can upgrade for a nominal handling charge of \$10. For more information, contact *Milestone Technologies*, 3140 South Peoria St., Unit K-156, Aurora CO 80014-3155; telephone: (303) 752-3382. Or circle Reader Service No. 204.



DOUGLAS RF DEVICES

Douglas RF Devices has released a PC board and component kit for the Roanoak Doppler DF Unit featured in *Transmitter Hunting—Radio Direction Finding Simplified* by KØOV and WB6UZZ. This unit offers the same

ease and flexibility of use as other systems costing 10 times as much. The Roanoak Doppler DF Unit features a 16-LED circular indicator which provides 22.5 degree resolution which is quite adequate for mobile use. The kit comes ready-to-assemble, with over 95% of the entire project on the PC board and it can be assembled in about an hour.

The board and component kit sell for \$87.50 postpaid; *Transmitter Hunting* is \$19.95 plus \$2.90 shipping. Enclosure kits and antenna array kits will be released soon. California residents add sales tax. For more information, contact *Douglas RF Devices*, P.O. Box 246925, Sacramento CA 95824-6925; telephone: (916) 688-5647. Or circle Reader Service No. 206.

er with improved flexibility and reception capabilities. The ANB-1089 features: a selectable 20 dB gain preamplifier; a 15 kHz bandwidth filter; automatic noise blanking (threshold adjustable); adjustable IF shift; continuous coverage from 10 kHz to 450 kHz; and a connection for oscilloscope monitoring of noise blanking. It's ruggedly built, small, and portable.

The LF2A is \$155 ppd.; the recom-

mended collapsible 60" stainless steel antenna is \$13; and additional 25-foot interconnecting cables are \$6 each. The ANB-1089 is \$108.52. California residents must include sales tax. For more information, contact *Curry Communications*, 737 North Fairview Street, Burbank CA 91505; (818) 846-0617. Or circle Reader Service No. 207 for the Model LF2A; No. 208 for the Model ANB-1089.

ROSS' \$\$\$\$ NEW July (ONLY): ICOM IC-726, \$950.00; R-9000A, \$4,800.00; LC-14, \$18.00; AG-1, \$67.00; BP-3, \$33.00; BP-70, \$55.00; HUSTLER 5BTV, \$115.00; FX-2, \$28.00; G6-144G, \$87.00; RM-20, \$19.00; KENWOOD TH-315A, \$340.00; TH-225A, \$300.00; PB-10, \$40.00; PB-12, \$55.00; ALINCO DJ-120T, \$200.00; DJ-160T, \$235.00; EBP-12N, \$42.50; YAESU FT-470, \$PHONE; FT-736R, \$PHONE; G-5400B, \$427.00; FT-411E, \$383.50; FT-709R, \$300.00; FT-41625B, \$300.00; FT-73RTT, \$265.00; U.S. SILVER TEFLON PL-259TS, 10 FOR \$13.50. ALL LIMITED TIME OFFERS. OVER 9,035 ham-related items in stock for immediate shipment. Mention ad. Prices cash, F.O.B. Preston. HOURS TUESDAY-FRIDAY 9:00 TO 6:00, 9:00-2:00 P.M. MONDAYS. CLOSED SATURDAY & SUNDAY. **ROSS DISTRIBUTING COMPANY, 78 SOUTH STATE, PRESTON ID 83263. (208)852-0830.**

BNB707

GIANT SOLAR PANELS \$44.00 EACH! Excellent Prices/Solar Equipment/Accessories. Free Information/Send Stamped Envelope, Catalog \$3.00. To: **QUAD ENERGY, P.O. Box 690073, Houston TX 77269. (713)893-0313.**

BNB715

SIMPLEX REPEATERS \$149.00! We manufacture them ourselves. **QUAD ENERGY. (713)893-0313.**

BNB716

ELECTRON TUBES: All types and sizes. Transmitting, receiving, microwave . . . Large inventory = same day shipping. **DAILY ELECTRONICS, 10914 NE 39th ST. Suite B-6, Vancouver, WA 98682. (800)346-6667 or (206)896-8856.**

BNB719

MINIATURE POLICE RADAR TRANSMITTER One mile range, \$41 assembled, \$31.00 kit, (219)489-1711. P.O. Box 80096, Fort Wayne IN 46898. **BNB725**

HAM RADIO REPAIR—Prompt service. **ROBERT HALL ELECTRONICS, 1660 McKee Rd., Suite A, San Jose CA 95116. (408)729-8200. BNB751**

DIGITAL AUTOMATIC FREQUENCY DISPLAYS. Please specify radio. Business 52 cent SASE. **GRAND SYSTEMS, POB 3377, Blaine WA 98230. BNB758**

THERMOGRAPHED CARDS! Raised print QSLs at flat printing prices. Samples: Phone (817)461-6443 or write: **W5YI Group, Box 565101, Dallas TX 75356. BNB761**

WANTED; HAM EQUIPMENT AND OTHER PROPERTY. The Radio Club of Junior High School 22 NYC, Inc. is not only the Big Apple's largest Ham club but also the nations only full time, non-profit organization, working to get Ham Radio into schools around the country as a theme for teaching, using our EDUCOM-Education Thru Communication-program. Send your radio to school. Your donated amateur or related property, which will be picked up or shipping arranged, means a tax deduction to the full extent of the law for you as we are an IRS 501 (c) (3) charity in our thirteenth year of service. Your help will also mean a whole new world of educational opportunity for children around the country. Radios you can write off, kids you can't. Please, write-phone-or FAX the WB2JKJ "22 Crew" today: The RC of JHS 22, POB 1052, New York NY 10002. Telephone (516)674-4072 and FAX (516)674-9600. Young people, nationwide, can get high on Ham Radio with your help. Meet us on the WB2JKJ CLASSROOM NET: 7.238 MHz. 1100-1230 UTC and 21.395 MHz. 1300-1900 daily also at the ARRL National Convention in Huntsville AL, August 14-15.

BNB762

SOLAR POWERED HAMS! The Sunswitch is a charge controller to protect your batteries from over charge. Power MOSFETs are used, no relays! Assembled tuned and tested \$39.95 plus \$2.50 shipping. **SUNLIGHT ENERGY SYSTEMS, 2225 Mayflower NW, Massillon OH 44647. BNB774**

Continued on page 92

BackPack Solar?

10 watt DesertStorm panel is size of open 73 magazine, weighs 1lb, and delivers 600mA for 12v charging or direct operation. Tough, Solid, with no glass to break. So rugged Uncle Sam used this for spotter communications and portable repeaters in Desert Storm. Ready to use. \$169. Add \$5 S&H. Info \$1.



AntennasWest
Box 50062 Provo UT 84605

Order HotLine
801 373 8425

CIRCLE 340 ON READER SERVICE CARD

YAESU BATTERIES

FT-23R/33R/73R	
FT-411R/811R/470R	
FNB-10	7.2V / 600 MAH\$24.00
FNB-11	12V / 750 MAH\$35.00
FNB-12	12V / 600 MAH\$29.95
FNB-14	7.2V / 1000 MAH\$35.00
FNB-17	7.2V / 100 MAH\$25.00

Shipping add \$3.00 VISA, M.C. DISC.

TNR Your Battery Store
279 Douglas Ave. • Altamonte Springs, FL 32714
800-346-0601

CIRCLE 374 ON READER SERVICE CARD

Texas BugCatcher

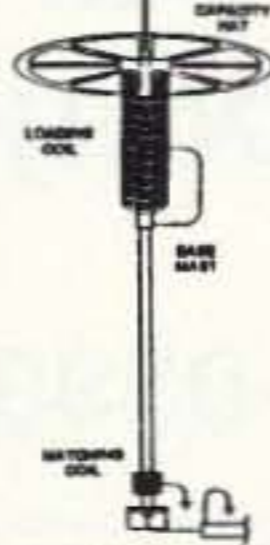
"The SERIOUS HF Mobile Antenna"

Unmatched in Quality
Unmatched in Performance

CALL OR WRITE FOR
FREE BROCHURE
GLA SYSTEMS
P.O. Box 425
Caddo Mills, Texas 75135
903-527-4163

We can supply everything you need for that
BIG mobile signal you have always wanted!
The Texas BugCatcher can be custom
designed to fit YOUR particular vehicle.
Are you ready to own the BEST???

HENRY ALLEN WB5TYD --- TINA ALLEN



FOLD-AWAY ANTENNA MOUNT



FOLDS TO ALLOW DOORS TO OPEN
FOR MINI VANS AND UTILITY VEHICLES
BOLTS TO TRAILER HITCH OR FLAT PLATE
SUPPORTS LARGE HF MOBILE ANTENNAS
NON FOLD OVER MODEL ALSO AVAILABLE

CIRCLE 124 ON READER SERVICE CARD

SELL YOUR PRODUCT IN 73 MAGAZINE
CALL DAN HARPER 800-274-7373



ICOM

VHF COMMUNICATIONS

453 Buffalo Street
Jamestown, New York 14701

Listen to
"Let's Talk Radio"
7 nights a week
6pm to 12 pm on
Spacenet-3,
Transponder-21,
Audio 6.2

**9:00 am - 5:30 pm
weekdays**

**Weekends and evenings
by appointment.**

Western New York's finest amateur radio dealer.
PH. (716) 664-6345
(800) 752-8813 for orders only

CIRCLE 14 ON READER SERVICE CARD

MORSE CODE MUSIC?

New-Powerful-Breakthrough, All 43 Morse Code characters sent with a rhythmic beat. A fun & easy way to learn or retain Morse Code skills. Now the secret is yours! order "THE RHYTHM OF THE CODE"™ Version II cassette today!

The HIT of the 1993 Dayton Hamvention!

KAWA PRODUCTIONS
P.O. Box 319-RF.
Weymouth, MA 02188.

Send \$9.95 and we'll pay the shipping to:

Check or money order only. We ship all orders within 10 days. Outside U.S.A. please add \$2. for air mail. MA residents please add 5% sales tax.

CIRCLE 2 ON READER SERVICE CARD

From
Micro
Computer
Concepts

RC-1000 REPEATER CONTROLLER

• Autopatch • Reverse Autopatch
• User Programmable CW ID,
Control & User Codes & Timeouts

Manual with schematics • 90-Day Warranty
Wired & Tested w/ manual **\$239.95**



Micro Computer Concepts
8849 Gum Tree Ave.

New Port Richey, FL 34653



813-376-6575

CIRCLE 160 ON READER SERVICE CARD

G5RV All-Band QuickKits™

created by AntennasWest Box 50062F, Provo, UT 84605

- Fast & Easy to Build
- Fail-Safe visual instructions
- No measuring or cutting
- Everything included
- Finish antenna in minutes

Quality Components

- Presoldered Silver Fittings
- Kinkproof QuietFlex wire
- Fully insulated, wx sealed, no-corrode, low noise design
- Tune All Bands incl WARC
- Build your own from scratch. Order TechNote #124-C \$5.95 ppd USA

• Double Size G5RV 204 ft 160-10 Dipole	\$59.95
• Full Size G5RV 102 ft 80-10 Dipole	\$35.95
• Half Size G5RV 51 ft 40-10 Dipole	\$25.95
• Quarter Size G5RV 26 ft 20-10 Dipole	\$21.95
• Marconi Adapter kit converts any dipole to Marconi	\$ 11.95
• 200' Dacron 250# line	\$11.95

Order Hot-Line: Add \$5 P&H
1-801-373-8425

CIRCLE 349 ON READER SERVICE CARD

NEED BATTERIES? TWO-WAY RADIOS - MOTOROLA CELLULAR/CORDLESS TELEPHONE LAPTOP COMPUTER - CAMCORDERS

Shipping add \$3.00 VISA, M.C. DISC.
TNR Your Battery Store
279 Douglas Ave. • Altamonte Springs, FL 32714
800-346-0601

CIRCLE 374 ON READER SERVICE CARD

AMATEUR RADIO REPAIR SERVICE: Most makes and models. Kenwood Authorized Service Center. Over 30 years of Amateur Service experience. **INTERNATIONAL RADIO & COMPUTER**, 3804 South US #1, Fort Pierce FL 34982. (407)489-5609.

BNB776

R-390-A SERVICE: Module repair and alignment to complete remanufacture, new front panels, knob sets, VFO calibration, new filter capacitors, tubes, squelch modification, 20 years expert service, 2-week turnaround, very reasonable, any condition accepted. (419)726-2249.

BNB813

FREE SHAREWARE AND HAM CATALOG for IBM or CoCo. Morse code Computer Interfaces, \$49.95. **DYNAMIC ELECTRONICS**, Box 896, Hartselle AL 35640. (205)773-2758, FAX-773-7295.

BNB815

PROFESSIONAL COMPUTER DRAWN SCHEMATICS from your artwork. Klaus Spies. (708)966-4835.

BNB820

SENSATIONAL NEW WAY TO LEARN CODE-Do Aerobics, Sing, Jog, or Drive while learning code! Now the secret is yours! Order **THE RHYTHM OF THE CODE-Morse code music cassette** today! \$9.95 ppd **KAWA RECORDS** P.O. Box 319-S, Weymouth, MA 02188. The HIT of the 1993 Dayton Hamvention!

BNB824

SEIZED GOODS, radios, stereos, computers, and more by the FBI, IRS, DEA. Available in your area now. Call (800)436-4363 ext. C-6223.

BNB826

DIGITAL SWR and POWER METER, Assemble, Kit, or Plans, with Alarm and Set Points. **FREE** information. **RUPP ELECTRONICS**, 5403 Westbreeze, Fort Wayne IN 46804. (219)432-3049.

BNB831

FCC COMMERCIAL LICENSE PREPARATION RADIOTELEPHONE-RADIOTELEGRAPH. Latest home study fast easy audio video. **FREE** details **WPT PUBLICATIONS** (800)800-7588.

BNB840

AMATEUR RADIO REPAIR: FCC licensed, 17 years experience, lab quality NBS traceable test equipment, reasonable rates. **G.B. COMMUNICATIONS, INC.**, 963 Birch Bay Lynden Rd., Lynden WA 98264: (206)354-5884.

BNB860

NEVER BEFORE! 20,000 shareware programs on three CD-ROM discs, \$69 plus \$5 shipping. Including many useful ham programs. Amazing value! Dealers wanted! **CROSLY SOFTWARE**, Box 276G, Alburg VT 05440. (514)739-9328.

BNB871

WANT A SUPERIOR KEY? Hi-Mounds paddle, hand-keys, bug, thigh strapped mobilekey have smooth responsive handling. Eye-catching quality, appearance, eliminate fist fatigue! **SASE** information. **K8XF**, 9929 Foxsquirrel, Newport Richey FL 34654-3517.

BNB873

FREE Ham BBS. (317)742-2214.

BNB899

AMATEUR RADIO REPAIR!! all makes & models average labor per unit, \$96.00. **W7HBF, DAN RUPE**, 1302 S. Uplands Dr., Camano WA 98292. (206)387-3558.

BNB900


PRINTED CIRCUIT BOARDS for 73 Magazine projects. Drilled, plated, G10. Techno Whizzy-1 VFO, \$7.50; Matrix, \$8.00; Amp \$5.50. Also boards for **QST**; **HamRadio**; **Nuts & Volts**; **Electronics Now**; **ETI Magazine**; **ARRL Handbooks**. Full list free. U.S. orders **DEDUCT 20%**. **B-C-D ELECTRONICS**, Box 20304, 858 Upper James Street, Hamilton, Ontario Canada L9C-7M5.

BNB910

WANTED: BUY & SELL All types of Electron Tubes. Call (612)429-9397, Fax (612)429-0929. **C & N ELECTRONICS**, Harold Bramstedt, 6104 Egg Lake Road, Hugo MN 55038.

BNB915

FREE SAMPLE COPY!



ANTIQUE RADIO CLASSIFIED
Antique Radio's Largest-Circulation Monthly Magazine

Articles - Classifieds - Ads for Parts & Services
Also: Early TV, Ham Equip., Books, Telegraph, 40's & 50's Radios & more...
Free 20-word ad each month. Don't miss out!

1-Year: \$29.95 (\$44.95 by 1st Class)
6-Month Trial - \$16.95. Foreign - Write.
A.R.C., P.O. Box 802-E8, Carlisle, MA 01741


Or Call: (508) 371-0512

Subscribe to
73 Amateur Radio Today
Call....
1-800-289-0388

Sell Your Used Gear In BARTER 'N' BUY
Call Judy Walker today. 1-800-274-7373

OSCAR MODE-J FILTERS

PREVENT DESENSE OF YOUR DOWN-LINK RECEIVER




MMf200-7 (usually sufficient)	\$59.00	PSf432 (for extra protection)	\$105.00
I.L. @ 145 MHz	0.5dB	I.L. @ 435 MHz	0.1 dB
Loss @ 435 MHz	40 dB min	Loss @ 145 MHz	70 dB typ

Write for detailed specs on all VHF & UHF products. Shipping FOB Concord, MA

PRICES SUBJECT TO CHANGE WITHOUT PRIOR NOTICE



SPECTRUM INTERNATIONAL INC.
P.O. Box 1084, Dept. S Concord, MA 01742 USA
(508) 263-2145 Fax: (508) 263-7008



CIRCLE 183 ON READER SERVICE CARD

▼ ELECTROMAGNETIC FIELD METER ▼

Reduce exposure to potentially harmful electromagnetic fields. AlphaLab's handheld TriField™ Meter measures AC electric fields, AC magnetic fields and radio/microwave power density. Find ground faults, AC current wires or measure high-field generators with the **Magnetic** setting (.2 - 100 milligauss, 60 Hz); identify poorly grounded or shielded equipment, high VDT or fluorescent light fields, distinguish hot vs. ground wires with **Electric** setting (.5 - 100 kV/m, 60 Hz); measure antenna radiation patterns, leaky microwave ovens, etc. on **RF/microwave** setting (50 MHz to 3 GHz, .01 to 1 mW/cm²).

Electric and magnetic settings are omnidirectional, measuring full magnitude of fields without the need to reorient the meter. Price of \$145 includes delivery and one-year warranty.

AlphaLab, 1272 Alameda Ave, Salt Lake City, UT 84102
Call (801) 532-6604 for speedier service or free literature on electromagnetic radiation health risks.



COMMODORE 64 HAM PROGRAMS-8 disk sides over 200 Ham programs \$16.95/.\$29 stamp gets unusual software catalog of Utilities, Games, Adult and British Disks. **HOME-SPUN SOFTWARE**, Box 1064-BB, Estero FL 33928. BNB917

ACS NU0B BBS! Free access, over 16,000 programs. (316)251-2761. BNB923

INEXPENSIVE HAM RADIO EQUIPMENT. Send postage stamp for list. Jim Brady WA4DSO, 3037 Audrey DR., Gastonia NC 28054. BNB927

USED AND NEW AMATEUR RADIO, SWL, AND SCANNERS. We buy, sell, consign and trade used equipment. Thirty day warranty. Western Pennsylvanias' newest Amateur Radio supplier. **FOR HAMS ONLY.** (412)825-9450. Robb KE3EE. BNB929

RADIO REPAIR Amateur and commercial, professional work. Fred Fisher WF9Q, 6866 W. River Rd., South Whitley IN 46787. (219)723-4435. BNB930

FREE HAM GOSPEL TRACTS. SASE. N3FTT, 5133 Gramercy, Clifton Heights PA 19018. BNB960

AMIGA, MACINTOSH, ATARI XL/XE/ST Amateur Radio PD software, \$4.00 disk. Two-stamp SASE brings catalog. Specify computer! **KINETIC DESIGNS HAMWARE**, Box 1646, Orange Park FL 32067-1646. BNB965

PRINTED CIRCUIT BOARDS for projects in 73, *Ham Radio*, *QST*, *ARRL Handbook*. List SASE. **FAR CIRCUITS**, 18N640 Field Ct., Dundee IL 60118. BNB966

OUT OF SIGHT: Put HF rig in trunk and control Frequency, Volume, RIT modes with the "REMOTE" 20 ft away. Operate from armchair! \$130. Also TTL/RS232 shifter required to hook rig to computer/remote \$30. **DIGITAL AUDIO EQUIPMENT**, P.O. Box 10393, Cedar Rapids IA 52406. BNB975

AZDEN SERVICE by former factory technician. **SOUTHERN TECHNOLOGIES AMATEUR RADIO, INC.**, 10715 SW 190 St. #9, Miami FL 33157. (305)238-3327. BNB979

COMPUTER & PRINTER USERS: SAM Amateur Radio Callsign Database \$39.95, \$3.00 shipping. Renew your ribbons. Ink for 20 to 30 reinking \$6.00 plus \$3.00 shipping. **C & S ENTERPRISES**, P.O. Box 561, Clinton MS 39056. Sid Wilson, WB5GFM. BNB980

SURPLUS Huge quantities. Lowest prices in America! Dealers wanted. Catalogs \$3. **SURPLUS TRADERS**, Box 276A, Alburg VT 05440. BNB985

I BUY ELECTRON (VACUUM) TUBES Magnetrons, Klystrons, Planar Triodes, etc...Jeremy Madvin at the **VACUUM TUBE EXCHANGE**. (800)995-TUBE or fax at (800)995-6851. BNB987

CELLULAR HACKERS BIBLE- \$54.45; Cellular Programmers Bible-\$84.45; Cable Hackers Video-\$39.95; Satellite Hackers Bible-\$56.95; Scanner Hackers Bible-\$34.45. **TELECODE**, P.O. Box 6426-RF, Yuma AZ 85366-6426. BNB993

VIDEOCIPHER/SATELLITE/SCANNER/CABLE/AMATEUR/CELLULAR. Repair Manuals, Modification Books & Software. Catalog-\$3.00. **TELECODE** P.O. Box 6426-RF, Yuma AZ 85366-6426. BNB994

ROTOR PARTS ROTOR SERVICE, ROTOR accessories: Brak-D-Lays, Quik-Connects, Pre-Set mods. NEW models for sale. Free catalog. **C.A.T.S.**, 7368 SR 105, Pemberville OH 43450. BNB996

Next Day



Baraboo, Wisconsin
Sauk County
Info \$1
Antennas West
(801) 373-8425

Call Today &

We Ship	Next Day	2nd Day	ASAP
100	\$29.95	\$24.95	\$19.95
200	\$39.95	\$34.95	\$29.95
400	\$49.95	\$44.95	\$39.95
500	\$54.95	\$49.95	\$44.95
1000	\$99.95	\$89.95	\$79.95

All orders ppd 2nd day air/ priority mail.
For overnight air delivery add \$10.
Box 50062-S, Provo, UT 84605

CIRCLE 5 ON READER SERVICE CARD

QSLs

Two-Color
Rainbow Assortment

All Aluminium

Chassis Kits	Rack Shelves
Cabinet Kits	Rack Equipment Cabinets
Assembled Cabinets	Antenna Grounding Kits
Slope Box Kits	Tower Mounted Box Kits
UHF & VHF Antenna	Dipole Hangers
Power Divider Kits	Other enclosures

Small sheets Aluminum and Brass

Byers Chassis Kits

Charles Byers K3IWK
5120 Harmony Grove Road, Dover, PA 17315
Phone 717-292-4901

Between 6PM and 9:30PM EST. Eves.
"Distributorship Available"

CIRCLE 222 ON READER SERVICE CARD

BATTERIES ICOM INSERTS

BP 3	270 MAH.....	\$10.00
BP 5	600 MAH.....	\$18.00
BP 7	600 MAH.....	\$20.00
BP 8	1200 MAH.....	\$21.00

Shipping add \$3.00 VISA, M.C. DISC.

TNR Your Battery Store
279 Douglas Ave. • Altamonte Springs, FL 32714
800-346-0601

CIRCLE 374 ON READER SERVICE CARD

PERSONALIZED BELT BUCKLES and RUBBER STAMPS

Solid brass Belt Buckle uniquely designed for ham radio operators and personalized with your call sign for only \$22.00 plus \$3.50 shipping and handling per buckle ordered, outside the U.S. add \$7.50. Rubber Stamps with call sign, name and address for \$6.00 plus \$2.30 shipping and handling, outside the U.S. add \$3.80.

PLEASE ENCLOSE YOUR CALL SIGN

Please send check or money order to:

C & J ENGRAVING

P.O. Box 1433
Broken Arrow, OK 74013-1433

CIRCLE 390 ON READER SERVICE CARD

SELL YOUR PRODUCT IN 73 MAGAZINE CALL DAN HARPER 800-274-7373

W9GR DSP FILTER

11 Switch Selectable Filters in One



Just turn the switch to select one of:
4 Filters which enhance SSB signals by reducing hiss, static, ignition, and powerline noise with no perceptible time delay combined with **Multiple Automatic Notch** filters to remove heterodynes instantly.

4 "Brick-wall" CW Filters with bandwidths of 50 Hz to 200 Hz.

3 unique linear phase bandpass filters for RTTY, HF Packet, and SSTV.

Installs easily between the receiver and external speaker or headphones.

W9GR DSP Filter	\$299.95
12 VDC Power Supply	\$11.95

Shipping and Handling US \$5, overseas \$15



30 day money back guarantee.
90 day parts & labor warranty.



j-Com · 793 Canning Pkwy · Victor NY 14564
(716) 924-0422 · FAX (716) 924-4555

CIRCLE 175 ON READER SERVICE CARD

MOBILE & PORTABLE ANTENNAS

- ALL BANDS 80-10 meters
- QSY From Drivers Seat
- GS-1 11/2" Dia. 36" High
- GS-3 3" Dia. 24" High
- DK-3 2" Dia. 32" High
- (W6AAQ Design)
- 160 Meter Version
- Custom Mounts (OPT)
- INCLUDES Control Box
- Brass Stud Mount
- QUALITY CONSTRUCTION
- Prices Start at \$195

G.S. MANUFACTURING

4691 Beagle Road
White City, OR 97503
(503) 826-1067



MacRadio™

Amateur Radio License Exam
Tutorials & Test Generators for
Macintosh Computers
New Question Pool
Technician & Novice Class

\$29.00 plus \$3.00 shipping
(CA add 8.25% tax)

Lightning Industries

1806 Milmont Dr., #125S, Milpitas CA 95035
Tel: (408) 942-7998 Fax: (408) 262-5441

Dealer Inquiries Invited

CIRCLE 335 ON READER SERVICE CARD

Uncle Wayne's Bookshelf

REFERENCE

20N102 Practical Digital Electronics Handbook by Mike Tooley BA Contains nine digital test gear projects. Digital circuits, logic gates, bistables and timers, microprocessors, memory and input/output devices. \$14.50

20N103 Electronic Power Supply Handbook by Ian R. Sinclair Covers many types of supplies—batteries, simple AC supplies, switch mode supplies and inverters. \$16.25

20N104 Electronic Test Equipment Handbook by Steve Money A guide to electronic test equipment for the engineer, technician, student and home enthusiast. \$18.00

20N105 Digital Logic Gates and Flip-Flops by Ian R. Sinclair A firm foundation in digital electronics. Treats the topics of gates and flip-flops thoroughly and from the beginning. \$18.00

01C80 Master Handbook of 1001 Practical Electronic Circuits Tried and proven solid state circuits. \$19.95

01P68 Pirate Radio Stations by Andrew Yody Tuning in to underground broadcasts. \$12.95

01T01 Transmitter Hunting by Joseph Moell and Thomas Curlee Radio direction finding simplified. \$19.95

02C30 Commodore Ham's Companion by Jim Grubbs Commodore computer and the Ham. \$9.50

03R02 Rtty Today by Dave Ingram Modern guide to amateur radioteletype. \$8.50

03S04 Hidden Signals on Satellite TV by Thomas Harrington The secret signals on the satellites. \$19.50

05E03 First Book of Modern Electronics Unique projects that are money saving. \$12.95

09D22 The World Ham Net Directory by Mike Witkowski New—2nd edition. Introduces the special interest ham radio networks and shows you when and where you can tune them in. \$9.50



10F093 1993 International Callbook The new 1993 International Callbook lists 500,000+ licensed radio amateurs in the countries outside North America. It covers South America, Europe, Africa, Asia, and the Pacific area (exclusive of Hawaii and the U.S. possessions). \$39.95

10D093 1993 North American Callbook The 1993 North American Callbook lists the calls, names, and address information for 500,000+ licensed radio amateurs in all countries of North America. \$29.95

05H24 Radio Handbook, 23rd Ed. by William I. Orr W6SAI 840 pages of everything you wanted to know about radio communication. \$29.50

02B10 Heath Nostalgia by Terry Perdue K8TP 124 page illustrated history of the Heath Company. Includes many fond memories contributed by long-time Heathkit employees. \$9.50

10DF92 1993 Callbook Supplement An update to the 1992 International and American callbooks. \$10.00

12E76 Basic Electronics Prepared by the Bureau of Naval Personnel Covers the important aspects of applied electronics and electronics communications. \$10.95

12E41 Second Level Basic Electronics Prepared by the Bureau of Naval Personnel Sequel to Basic Electronics, thorough treatment of the more advanced levels of applied electronics. \$9.95

01D45 The Illustrated Dictionary of Electronics, 5th Ed by Rufus P. Turner and Stan Gibilisco An exhaustive list of abbreviations, and appendices packed with schematic symbols and conversion tables. \$26.95

20N091 Most-Often-Needed Radio Diagrams and Servicing Information, 1926-1938, Volume One compiled by M.N. Beitman An invaluable reference for anyone involved in Vintage Radio restoration. \$11.95

20N096 How To Read Schematics (4th Ed.) by Donald E. Herrington Written for the beginner in electronics, but it also contains information valuable to the hobbyist and engineering technician. \$14.95

20N097 Radio Operator's World Atlas by Walt Stinson, W0CP This is a compact (5x7), detailed, and comprehensive world atlas designed to be a constant desk top companion for radio operators. \$17.95

20N098 Electromagnetic Man by Cyril Smith and Simon Best Health and hazard in the electrical environment. \$29.95

20N020 Secrets of RF Circuit Design by Joseph J. Carr Written in clear non-technical language, covers everything from antennas to transistors. \$19.50

20N107 Ham Stuff A comprehensive buyer's guide and directory. \$9.95

20N109 73 Magazine Index 1960-1990 A complete index to every article published in 73 Magazine through 1990. Book \$15.00 IBM software (specify type) \$20.00

20N110 Product Reviews Since 1945 Contains an index to 3,400 product reviews that have appeared in QST, CQ, HR, 73 and Radcom. Book \$12.95 IBM Software 5.25 \$10.00

SHORTWAVE

06S57 1993 Passport to World Band Radio by International Broadcasting Services, Ltd You'll get the latest station and time grids. \$16.50

03S11 Shortwave Receivers Past and Present edited by Fred J. Osterman Guide to 200+ shortwave receivers manufactured in the last 20 years. The Blue Book of shortwave radio value. \$8.95

07R25 The RTTY Listener by Fred Osterman New and expanded. This specialized book compiles issues 1 through 25 of the RTTY Listener Newsletter. Contains up-to-date, hard-to-find information on advanced RTTY and FAX monitoring techniques and frequencies. \$19.95

03C09 Shortwave Clandestine Confidential by Gerry L. Dexter Covers all clandestine broadcasting, country-by-country: tells frequencies, other unpublished information: spy, insurgents, freedom fighters, rebel, anarchist radio, secret radio. \$8.50

03M221 US Military Communications (Part 1) US Military communication channels on shortwave. Covers frequencies, background on point-to-point frequencies for the Philippines, Japan and Korea, Indian and Pacific Oceans, and more. \$12.95

03M222 US Military Communications (Part 2) Covers US Coastguard, NASA, CAP, FAA, Dept. of Energy, Federal Emergency Management Agency, Disaster Communications, FCC, Dept. of Justice. From 14 KC to 9073 KC. \$12.95

03M223 US Military Communications (Part 3) Completes the vast overall frequency list of US Military services, from 8993 KC to 27,944 KC. \$12.95

09S42 The Scanner Listener's Handbook by Edward Soomre N2BFF Get the most out of your scanner radio. \$14.95

11T88 Tune in on Telephone Calls by Tom Kneitel K2AES Formatted as a frequency list with detailed description of each service and its location in RF spectrum. \$12.95

03K205 Guide to Radioteletype (RTTY) Stations by J. Klingenfuss Updated book covers all RTTY stations from 3MHz-30MHz. Press, Military, Commercial, Meteo, PTTs, embassies, and more. \$12.95

11AS10 Air Scan Guide to Aeronautical Communications (5th Ed.) by Tom Kneitel K2AES Most comprehensive guide to monitoring US aeronautical communications. Cover all Canadian land airports and seaplane bases, plus listings for Central America, the Caribbean, North Atlantic, and the Pacific Territories. \$14.95

15A002 Scanner and Shortwave Answer Book by Bob Grove Most frequently asked questions by hobbyists. \$13.95

07A66 Aeronautical Communications Handbook by Robert E. Evans Exhaustive, scholarly treatment of shortwave aeronautical listening. \$19.95

11RF13 The "Top Secret" Registry of US Government Radio Frequencies (7th Ed.) by Tom Kneitel K2AES This scanner directory has become the standard reference source for frequency and other important information relating to the communications of federal agencies. \$21.95

11F52 Ferrell's Confidential Frequency List, New Revised Edition compiled by A.G. Halligey All frequencies from 4 MHz-28MHz covering ship, embassy, aero, Volmet, Interpol, numbers, Air Force One/Two, more. \$19.50

11SR97 National Directory of Survival Radio Frequencies by Tom Kneitel K2AES Handy and concise reference guide to high interest communications frequencies required by survivalists. \$8.95

11SM11 Scanner Modification Handbook, Vol. 1 by Bill Creek provides straightforward step-by-step instructions for expanding the operating capabilities of VHF scanners. \$17.95

11EE06 Guide to Embassy Espionage Communications by Tom Kneitel K2AES Candid and probing examination of worldwide embassy and (alleged) espionage communications systems and networks. \$10.95

15D93 1993 Shortwave Directory (8th Ed.) by Bob Grove Extensively revised, the new 1993 Shortwave Directory is the consummate DXer's bible for the first 30 MHz of radio spectrum, including up-to-date and accurate. \$21.95

20N093 Vintage Radio 1887-1929 by Morgan E. McMahon The authoritative reference book for historians and collectors. \$8.95

20N094 A Flick of the Switch, 1930-1950 by Morgan E. McMahon Discover the fast-growing hobby of radio collecting. \$11.95

07R26 World Wide Aeronautical Communications by Robert E. Evans Aircraft/Air Traffic Control, Aircraft/Company Operations, Aviation Weather Broadcasts, Aeronautical Flight Tests, Worldwide Military Air Forces, Aero Search & Rescue, Aero Law Enforcement, NASA Flight Support, Aero Terms & Abbreviations and Aero Tactical Identifiers. \$6.95

11T89 Scanner Modification Handbook Vol. 2 by Bill Creek Here it is—a companion to Vol. 1. In fact, Vol. 2 has a section that provides improved approaches and updated techniques for the mods in Vol. 1. There's 18 new exciting modifications for popular scanners. \$17.95

03R01 World Press Services Frequencies (RTTY) New 5th Ed A comprehensive manual covering radioteletype news monitoring—contains all information—antenna, receiving, terminal units, plus three extensive frequency lists. \$8.95

SOFTWARE

04M54 GGTE Morse Tutor From beginner to Extra class in easy self-paced lessons. Code speeds from 1 to over 100 words per minute. Standard or Farnsworth mode. Adjustable tone frequency. Create your own drills, practice or actual exams. Exams conform to FCC requirements. 5 1/4" floppy for IBM PC, XT, AT, PS/2 or compatibles. \$19.50

04M55 Advanced Edition \$29.95

20N021 No Code Ham Radio Education Package Computer software package. Includes computer aided instruction software (IBM compatible), 200 page Ham Radio Handbook. \$29.95

20N022 Ham Operator Education Package Computer software contains five IBM compatible discs with all questions for all license classes, plus "Morse Academy" code teaching software that takes you from 0-20 wpm. \$39.95

Lanze Code Programs—(Available on 5 1/4" disk.) Inexpensive complete study guide code programs for both the C64/128 Commodores and the IBM compatibles. Programs include updated FCC questions, multiple choice answers, formulas, schematic symbols, diagrams, and simulated (VE) sample test.

IBM Part#	Commodore Part#	Price
Novice	IBM01 COM01	\$14.95
Tech	IBM02 COM02	\$14.95
General	IBM03 COM03	\$14.95
Advance	IBM04 COM04	\$19.95
Extra (New Pool)	IBM05 COM05	\$19.95

IBM06, COM06 IBM/Commodore Tech No Code—Lanze Code Program Contains all the authorized FCC questions and answers used in testing formulas, schematic symbols, diagrams, and sample test for passing the new Technician No Code license. \$24.95

IBM97 Amateur Radio Part 97 Rules Includes updated, revised Commission's Rules, September 30, 1989 5 1/4" disk IBM compatible only. \$9.95

VIS Study Cards Compact, up-to-date Flash Cards with Key Words, Underlined, Quiz on back. Formulas worked out. Schematics at your fingertips. Used SUCCESSFULLY by ages 6 to 81!		
NOVICE	VIS01	\$11.95
TECH	VIS02	10.95
GENERAL	VIS03	9.95
ADVANCED	VIS04	15.95
EXTRA	VIS05	14.45

July - 1993

ARRL BOOKS

- AR1993 **ARRL 1993 Handbook (69th Ed.)** 39 chapters, featuring 2,100 tables, figures and charts. Comprehensive, well organized and affordable. \$25.00
- AR1086-4 **ARRL Operating Manual (4th Ed.)** Information on how to make the best use of your station, including: interfacing home computers, OSCAR, VHF-UHF. \$17.00
- AR0194 **Antenna Compendium Vol. 1** Materials on verticals, quads, loops, yagis, reduced size antennas, baluns, Smith Charts, antenna polarization. \$10.00
- AR2545 **Antenna Compendium Vol. 2** Covers verticals, yagis, quads, multiband and broadband systems, antenna selection. \$12.00
- AR2626 **Companion Software for Antenna Compendium Vol. 2** 5 1/4" MS-DOS floppy. \$10.00
- AR0488 **W1FB's Antenna Notebook** by Doug DeMaw *W1FB* Get the best performance out of unobtrusive wire antennas and verticals. Build tuners and SWR bridges. \$9.50
- AR0348 **QRP Notebook** by Doug DeMaw *W1FB* Presents construction projects for the QRP operator. \$9.50
- AR4141 **W1FB's Design Notebook** by Doug DeMaw *W1FB* Filled with simple practical projects that can be built using readily available components and common hand tools. \$10.00
- AR2200 **Antenna Impedance Matching** by Wilfred N. Caron Most comprehensive book written on using Smith Charts in solving impedance matching problems. \$15.00
- AR0402 **Solid State Design** Good basic information, circuit designs and applications: descriptions of receivers, transmitters, power supplies, and test equipment. \$12.00
- AR3193 **Weather Satellite Handbook (4th Ed.)** by Dr. Ralph Taggart *WB8DQT* Expanded and revised to reflect today's weather-fax satellite technology. \$20.00
- AR3290 **Companion Software for Weather Satellite Handbook** 5 1/4" MS-DOS Floppy. \$10.00

- AR3291 **Now You're Talking! Discover the World of Ham Radio.** Covers everything you need to know to earn your first Amateur Radio license. More than a study guide, this book will help you select equipment for your ham radio station and explain how to set it up—everything you'll need to know to get on the air! \$19.00
- AR3292 **Your Introduction to Morse Code: Practice Cassettes** Kit includes two 90 minute cassette tapes. Prepares you for the 5 WPM Morse code exam to earn your Novice license or add high-frequency worldwide communications privileges to your code-free Technician license. \$10.00
- AR0437 **ARRL Repeater Directory 1992-1993** 19,000+ listings with digipeaters, bandplans, CTCSS (PL(TM)) tone chart, frequency coordinators, ARRL special service clubs, and beacon listings from 14 MHz to 24GHz. \$6.00
- AR1033 **The DXCC Companion** by Jim Kearman *KR1S* Spells out in simple, straightforward terms what you need to be a successful DXer. \$6.00
- AR1250 **Log Book—Spiral** \$3.50
- ARA341 **Interference Handbook** RFI sleuth's experience in solving interference problems. \$12.00
- AR2197 **ARRL Data Book** Valuable aid to the RF design engineer, technician, radio amateur, and experimenter. \$12.00
- AR2960 **Transmission Line Transformers (2nd Ed.)** by Dr. Jerry Sevick *W2FMI* Practical designs and specific information on construction techniques and sources of material. \$20.00
- AR0410 **Yagi Antenna Design** A *Ham Radio* series polished and expanded by Dr. Lawson. \$15.00
- AR2171 **Hints and Kinks** Ideas for setting up your gear for comfortable, efficient operation. \$8.00
- AR3169 **QRP Classics** Compilation of ARRL publications on building receivers, transmitters, transceivers, accessories. \$12.00

- ARRL License Manuals Complete FCC question pools with answers.
- AR2375 **Technician Class** \$6.00
- AR2383 **General Class** \$6.00
- AR0166 **Advanced Class** \$6.00
- AR2391 **Extra Class** \$8.00
- AR3185 **The Satellite Experimenter's Handbook, (2nd Ed.)** by Martin Davidoff *K2UBC* Expanded and revised. Focusing on satellites built by and for the international radio amateur community. \$20.00
- AR2456 **FCC Rule Book (8th Ed.)** A must for every active radio amateur. \$9.00
- AR2030 **Your Gateway to Packet Radio (2nd Ed.)** Tells everything you need to know about this popular new mode. \$12.00
- AR2898 **Space Almanac** by Anthony R. Curtis *K3KXK* Recent news from space. \$20.00

- AR2103 **Satellite Anthology** The latest information on OSCARs 9 through 13 as well as the RS satellites, the use of digital modes, tracking antennas, RUDAK, microcomputer, and more! \$5.00
- AR2083 **Complete DX'er (2nd Ed.)** by Bob Locker *W9KNI* Learn how to hunt DX and obtain hard-to-get QSL cards. \$12.00
- AR2065 **ARRL Antenna Book** The new 16th Edition represents the best and most highly regarded information on antenna fundamentals, transmission lines, design, and construction of wire antennas. \$20.00
- AR3293 **Morse Code: The Essential Language** by L. Peter Carron Jr. *W3DKV* Expanded and revised in its 2nd edition. How to handle distress calls heard not only on the hambands but on maritime and aircraft frequencies. \$6.00

CODE TAPES

- 73T05 **"Genesis"** \$5.95
5 wpm—This beginning tape, takes you through the 26 letters, 10 numbers, and necessary punctuation, complete with practice every step of the way.
- 73T06 **"The Stickler"** \$5.95
6+ wpm—This is the practice tape for those who survived the 5 wpm tape, and it's also the tape for the Novice and Technician licenses. It is comprised of one solid hour of code. Characters are set at 13 wpm and spaced at 5 wpm.

- 73T13 **"Back Breaker"** \$5.95
13+ wpm—Code groups again, at a brisk 13+ wpm so you'll be really at ease when you sit down in front of a steely-eyed volunteer examiner who starts sending you plain language code at only 13 per.
- 73T20 **"Courageous"** \$5.95
20+ wpm Congratulations! Okay, the challenge of code is what's gotten you this far, so don't quit now. Go for the extra class license. We send the code faster than 20 per.

WAYNE'S PICKS

- SS8756 **Warning! The Electricity Around You May Be Hazardous To Your Health** by Ellen Sugarman An invaluable guide to the risks of electromagnetic fields and steps you can take to protect yourself and your family. \$11.00
- ED86751 **Dumbing Us Down: The Hidden Curriculum of Compulsory Schooling** by John Gatto If you enjoyed "Declare War", you'll

- enjoy this also. A Wayne Green recommended reading. \$9.95
- "We The People" Declare War! On Our Lousy Government** by Wayne Green A "must read" for every American taxpayer. Solutions to every problem facing our government today. \$12.95

ANTENNAS

- 01A70 **Practical Antenna Handbook** by Joseph J. Carr Design, build, modify, and install your own antennas. \$22.95
- 20N108 **The Easy Wire Antenna Handbook** by Dave Ingram *K4TWJ* Gives you all of the needed dimensions for a full range of easy to build and erect "sky wires." \$9.50
- 10A342 **All About Verticle Antennas** by William Orr Comprehensive coverage of amateur communications. \$10.50
- 10A345 **Beam Antenna Handbook** by William Orr and Stuart Cowan Everything you need to know about beam design, construction, and operation. \$11.95

UHF/VHF/PACKET

- 09V11 **The Basic Guide to VHF/UHF Ham Radio** by Edward M. Noll Provides a first rate introduction to the 2.6 and 1.25 meter bands as well as 23, 33, and 70cm. \$6.50
- 20N019 **U.S. Repeater Mapbook** by William Smith *N6MQS* The Guide for traveling radio amateurs. \$9.95
- 03R02 **RTTY Today** by Dave Ingram *K4TWJ* Most comprehensive RTTY guide ever published. \$8.50
- 01P22-2 **The Packet Radio Handbook (2nd Ed.)** by Jonathan L. Mayo *KR3T* "...the definitive guide to amateur packet operation."—Gwyn Reedy *W1BEL* Only \$16.95

BOOKS FOR BEGINNERS

- 02D42 **Digital Novice** by Jim Grubbs Geared to make you a more knowledgeable participant. \$8.50
- 01A87 **Shortwave Listener's Antenna Handbook** Primer antenna theory. \$13.95
- 05C25 **Basic A.C. Circuits** A step-by-step approach for the beginning student. \$24.50
- 20N018 **Technician Class License Manual: New No-Code** by Gordon West This book covers everything you need to become a Technician Class Ham. Every question and answer on the examinations is found in this one book. FCC Form 610 application. \$9.95
- 20N100 **Electronics Build and Learn (2nd Ed.)** by RA Penfold Combines theory and practice so that you can "learn by doing." \$12.50
- 20N092 **The Wonderful World of Ham Radio** by Richard Skolnik, *KB4LCS* Simple, clear, and fun. Introduces young people to amateur radio. \$7.95
- 20N099 **Digital Electronics Projects for Beginners** by Owen Bishop Contains 12 digital electronics projects suitable for the beginner to build with the minimum of equipment. \$12.50
- AR2073 **Novice Antenna Notebook** A beginners guide to easy and effective antennas and tuners you can build. \$9.50
- AR2871 **W1FB's Help for New Hams** by Doug DeMaw *W1FB* Complete for the newcomer. Put together a station and get on the air. \$10.00
- AR2286 **First Steps in Radio** by Doug DeMaw *W1FB* Series of *QST* articles. \$5.00

Uncle Wayne's Bookshelf Order Form

You may order by mail, telephone, or fax. All payments are to be in US funds. Allow 3 weeks for delivery.

Item	Title	Qty.	Price	Total

SHIPPING

TOTAL

- SHIPPING
All orders add \$5.00 shipping.
U.S. orders shipped UPS, (Alaska & Hawaii shipped via mail.)
Airmail to Canada and all overseas orders FOB Peterborough, NH.
Make checks payable to "Uncle Wayne's Bookshelf."

Name _____

Street _____

City _____ State _____ Zip _____

TOTAL \$ _____ Check/Money Order

AE MC VISA

Card # _____ Expiration Date _____

Telephone: (603) 924-4196 (800) 234-8458

FAX: (603) 924-8613

Mail: Uncle Wayne's Bookshelf, 70 Route 202N,
Peterborough, NH 03458

UW0793



"The FT-416 comes in black - or gray!"

"New sculpted design, built-in VOX, back-lit DTMF pad, Yaesu's "Straight A's"! Wow!"

"Yaesu did it again!"

FT-416/816

2-Meter/70cm Handheld

- Frequency Coverage
FT-416:130-174 MHz RX
140-150 MHz TX
FT-816:430-450 MHz RX/TX
- 41 Memories (Odd splits on any channel)
- 4 TX Power Levels
w/FNB-25 2.0, 1.5, 1.0, 0.5W
w/FNB-27 5.0, 3.0, 1.5, 0.5W
- CTCSS Encode/Decode
- ATS, Automatic Tone Search
- ATT, Advanced Track Tuning
- ABS, Automatic Battery Saver
- APO, Automatic Power Off
- Direct 12V DC Input (5 Watts Output) 5 Watts w/FNB-27 Battery
- Back-lit Keypad and Display
- DTMF Paging and Coded Squelch
- Built-in VOX
- **Accessories:**
Compatible with most FT-530 and FT-415 Series accessories. Selected batteries in gray.

In great design "form follows function." Only then does breakthrough design evolve. Our new generation of HTs exemplifies this with the exciting FT-416.

An industry first, a choice of colors - traditional black or new-age gray, and a dynamic ergonomically sculpted case that fits your palm like a friend's handshake are only the beginning. New ridged Control Knobs with numbered VOL insure perfect tuning. And, there's a new molded PTT with functions so perfectly aligned they respond to the slightest thumb flex.

Packed with features, the FT-416 has built-in VOX, four-way scan, the largest, brightest DTMF key pad in its class and Yaesu's famous "Straight A's": ATS - Automatic Tone Search, ATT - Advanced Track Tuning, ABS - Automatic Battery Saver and APO - Automatic Power Off. And, Power Output up to 5 Watts.

During testing amateurs found this newest evolution in design remarkably unique. "You have to try it to believe it!", they said. So we invite you to do just that. Contact your Yaesu dealer today and find out what true evolution in design means to you.



FT-416 choice of black or gray
FT-816 black only

YAESU

Performance without compromise.SM

The newest evolution in design.

© 1993 Yaesu USA, 17210 Edwards Road, Cerritos, CA 90701 (310) 404-2700

Specifications subject to change without notice. Specifications guaranteed only within amateur bands. Some accessories and/or options are standard in certain areas. Check with your local Yaesu dealer for specific details.

KENWOOD

...pacesetter in Amateur Radio

To get the most out of handheld communications, choose Kenwood's TH-78A (144MHz/440MHz) which offers all the latest features. Or the TH-28A (144MHz) and TH-48A (440MHz) single-band transceivers, which are equally impressive. All three represent a winning combination of top-flight technology and ergonomic design.

- **Alphanumeric memory**
Alphanumeric data (max. 6 characters) can be entered directly into memory.
- **Alphanumeric message paging**
In addition to standard DTSS and paging functions, alphanumeric messages can be stored in memory for immediate transmission.
- **Dual-frequency receive**
In addition to full-duplex cross-band operation, the TH-78A is equipped to receive two frequencies simultaneously, even on the same band. There's also independent double-band scan and ABC (automatic band change). The TH-28A and TH-48A feature dual-band receive capability, enabling semi-duplex cross-band operations (TH-28→TH-48A).
- **Frequency coverage**
TH-28A: 118-173.995 MHz, sub RX: 438-449.995 MHz; TH-48A: 438-449.995 MHz, sub RX: 136-173.995 MHz; TH-78A: 118-173.995, 438-449.995 MHz. Transmit on Amateur bands only. (MARS/CAP modifiable, permits required).
- **2.5W power with supplied battery pack**
5W with 12 VDC power source (PB-14, PB-17, or external DC).
- **Non-volatile memory**
The TH-78A has 50 memory channels (expandable to 250 with the ME-1 option), while the TH-28A and TH-48A have 40 channels (expandable to 240 with the ME-1 option).



TH-78A/28A/48A

FM Handheld Transceivers

Look for
FREE HT accessory
offer at your dealer!
(limited time)

Handful of Performance

Dynamic performance plus handheld
convenience—from Kenwood

KENWOOD COMMUNICATIONS CORPORATION
AMATEUR RADIO PRODUCTS GROUP
P.O. BOX 22745, 2201 E Dominguez Street
Long Beach, CA 90801-5745

KENWOOD ELECTRONICS CANADA INC.
6070 Kestrel Road, Mississauga,
Ontario, Canada L5T 1S8