

AMERICAN RADIO

SPRING 1999
NATIONAL RANKINGS SUPPLEMENT
to the Spring 1999 American Radio

Subscribe NOW!
Guarantee you'll receive all
the Duncan publications you
need



DUNCAN'S AMERICAN RADIO

Introduction

The following pages include the national ratings and national format data from the Spring 1999 AMERICAN RADIO. Your support of this work is sincerely appreciated by all of us at DUNCAN'S AMERICAN RADIO. Please make any comments or suggestions at any time to me or Thom Moon at:

Duncan's American Radio, LLC
P. O. Box 8446
Cincinnati, OH 45208
513-731-1800 (General Offices)

ALL ARBITRON AUDIENCE ESTIMATES ARE COPYRIGHT © 1999 BY THE ARBITRON COMPANY AND MAY NOT BE QUOTED OR REPRODUCED WITH THE PRIOR PERMISSION OF ARBITRON.

Subscribers may quote AMERICAN RADIO for sales and advertising purposes. However, you must be an Arbitron subscriber if any of their data is involved. Secondly, we must be notified. We always give permission, but we like to make certain our work is properly quoted. The phrase "American Radio by Duncan's American Radio" must always be cited.

Copyright ©1999 by Duncan's American Radio, LLC. Printed in the United States of America.

Every effort has been made to make these national numbers as accurate as possible. However, we are responsible for errors only to the extent that subscribers will be notified if such action is justified.

Comments herein are the thoughts/insights of Duncan's Senior Analyst Tony Sanders and Operations Director Thom Moon. Work on this summary was completed on 12 December 1999. If your copy is defective in any way, call us at 513-731-1800 and we will promptly mail you another copy. If you have ordered, but not received your AMERICAN RADIO Spring 1999 edition mailed in October, please let us know so we can mail one to you. Thank you for your continued support of AMERICAN RADIO.

DUNCAN'S AMERICAN RADIO

James H. Duncan, Jr.

J.T. Anderton

Thom Moon

Tony Sanders

Nancy Nally

Table of Contents

| | |
|--|-------|
| Executive Summary | 1 |
| Average Persons Ratings and Markets with Highest and Lowest APRs | 2 |
| National FM Share | 3 |
| Markets with Highest and Lowest Time Spent Listening | 4 |
| Markets with Highest and Lowest FM Listenership | 4 |
| Markets with the Highest Percentages of "Below-the-Line" Listening | 5 |
| Markets with the Highest Percentages of "Non-Listed Station" Listening | 5 |
| America's 600 Most-Listened-to Radio Stations | 6-13 |
| America's Leading Stations — 12+ TSA Cume | 13-15 |
| America's Leading Stations — 12+ Metro Share | 15-17 |
| America's Leading Stations — Metro Cume Rating | 17-18 |
| Format Listenership | 18-20 |
| Best Markets for Various Formats | 20-22 |
| America's Leading Stations by Format — ¼-hour Average | 23-24 |
| America's Leading Stations by Format — Metro Share | 25-27 |
| Market Diary Return Rates | 27 |
| Market Audience and Revenue Concentration | 28 |

Duncan's American Radio

**is on
the Web
at**

www.duncanradio.com

**The Bottom Line
in Radio News and Analysis**

National Rankings Supplement—Spring 1999

Executive Summary

General statistics

- APRs are at 15.43%, down 2% from 1998's 15.78% and 12% lower in the last 10 years—page 2.
- National FM Share is now 78.91%, up from last year's 78.45%—page 3.
- The average market's Time Spent Listening is now 20.50 hours, down from 1998's 21 hours—page 4.
- 13.1% of listening in the average market is to "below-the-line" (not home to the market) stations, slightly lower than last year's 13.2%—page 5.
- Unlisted Listening in the average market is 13.5%, slightly higher than 1998's 13.1%—page 5.
- Diary return rates are down again. Spring 1999's 51.0% is a disturbing decrease from last year—page 27.

New research into America's Most Listened-To Stations

- Collectively, 39 groups own 541 of America's 600 most-listened-to radio stations (based on 12+ TSA AQH for Spring 1999). Duncan's examined ownership and ratings information (for TSA AQH 12+) to rank America's 600 Most Listened-To Stations—page 6.
- Together, Clear Channel and AMFM own more of those stations than any other radio group—208. Separately, Clear Channel owns 98 of these 600 stations and AMFM holds 110.
- Only CBS/Infinity comes close, owning 102.
- In third place is Entercom, with 32.

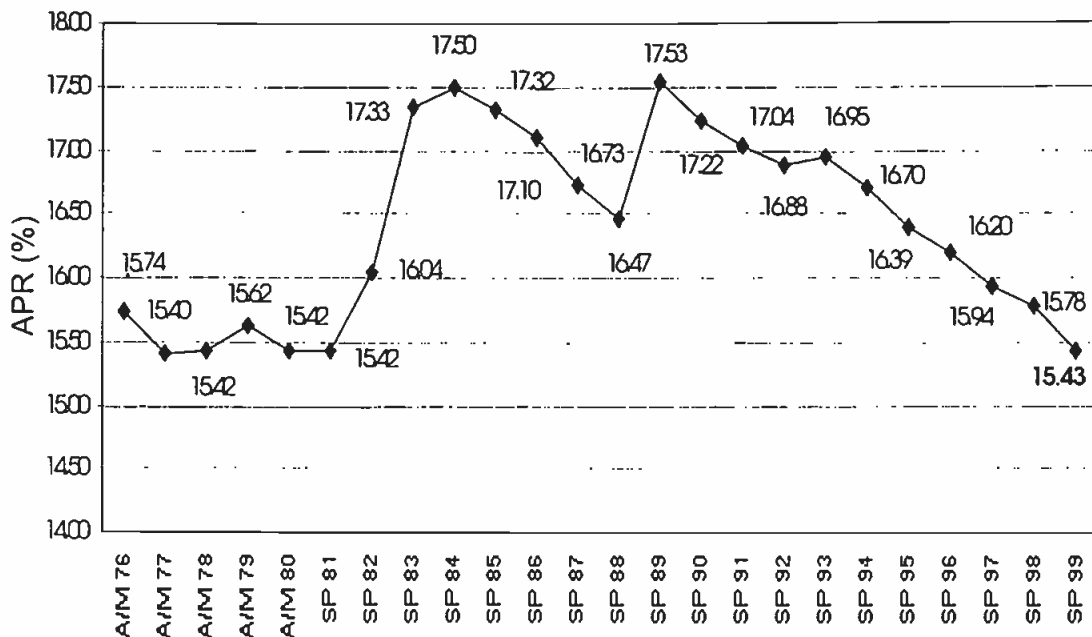
Stations and Formats

- America's Most Listened-To Station is Emmis's Urban-formatted "Hot 97," WQHT-FM New York, garnering 143,400 persons 12+ in the TSA in an average quarter hour—page 7.
- AOR/Classic Rock/New Rock is the most-popular format category nationally, attracting 14.88% of all identified radio listening. Black/Urban is second, at 11.65%. CHR is third (11.07%) and posted a substantial 11% increase—page 18.
- AOR/Classic Rock/New Rock is the most-popular format category for the Most Listened-To Stations; 102 of these 600 stations are in the format. Next in popularity is Country, with 78 of the stations—page 6.
- WHTZ-FM New York is the #1 station in 12+ TSA Cume, with 2,536,000 listeners—page 13.
- WFGY-FM Altoona is the #1 station in 12+ Metro Share, with a 22.7—page 15.
- WTHI-FM Terre Haute is the #1 station in 12+ Metro Cume Rating, with a 38.6—page 17.

Industry consolidation: Clustering breaks 70%, but revenue share dips

Radio industry consolidation now encompasses over 70% of all listed stations in the 168 markets we studied. Last year, the figure was 67%. Consolidated revenue has actually dropped a bit, from 1998's 83.8% to this year's 76.9%. (For an explanation of the drop, see page 28.) Consolidated entities control only slightly more of the 12+ and 25-54 audiences this year. In an average market, 61.4% of all 12+ shares are attributable to consolidated stations, up from 1998's comparable 60.6%. As for the 25-54 demo, 63.3% of those shares are now going to consolidated stations, up from 1998's 62.2%—page 28.

Mean APRs for all Standard Rated Markets: 1976-99



Markets with the Highest and Lowest APRs

The APR shows the average percentage of the 12+ population which is using any and all radio in any quarter-hour, Mon-Sun, 6 AM-12 Midnight. The figure is comparable to television's PVT (Persons Viewing TV).

Highest APRs

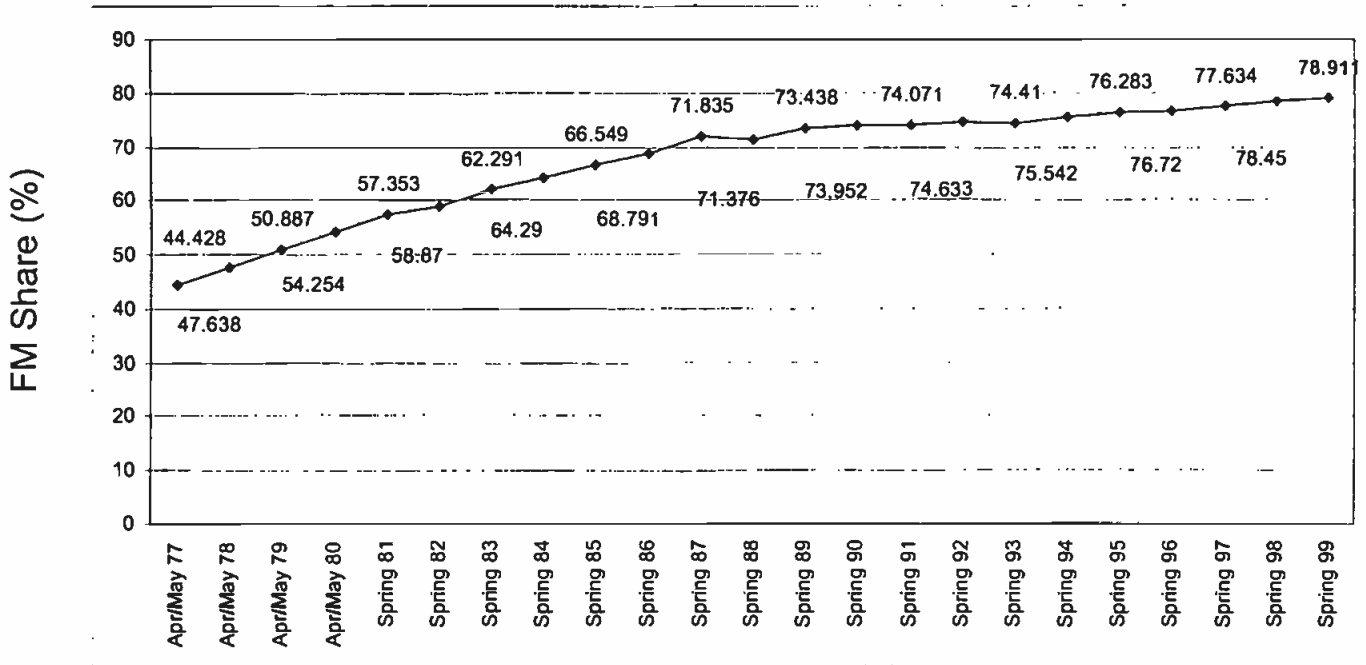
| Rank | Market | Rank | APR |
|------|------------------------|------|-------|
| 1 | SIoux FALLS | 210 | 18.70 |
| 2 | YOUNGSTOWN | 92 | 17.80 |
| 3 | MIAMI-FORT LAUDERDALE | 12 | 17.60 |
| | NEW YORK | 1 | 17.60 |
| 5 | APPLETON-OSHKOSH | 135 | 17.00 |
| | BRIDGEPORT | 108 | 17.00 |
| | CHICAGO | 3 | 17.00 |
| | FARGO-MOORHEAD | 211 | 17.00 |
| 9 | LOS ANGELES | 2 | 16.90 |
| | LUBBOCK | 175 | 16.90 |
| | PHILADELPHIA | 5 | 16.90 |
| 12 | BALTIMORE | 20 | 16.80 |
| | CANTON | 123 | 16.80 |
| | ORLANDO | 39 | 16.80 |
| 15 | CHARLESTON, SC | 104 | 16.70 |
| | CORPUS CHRISTI | 128 | 16.70 |
| | SAINT LOUIS | 19 | 16.70 |
| | TAMPA-SAINT PETERSBURG | 22 | 16.70 |
| 19 | DETROIT | 6 | 16.60 |
| | EL PASO | 70 | 16.60 |
| | PROVIDENCE | 32 | 16.60 |
| | WILKES BARRE-SCRANTON | 64 | 16.60 |

Lowest APRs

| Rank | Market | Rank | APR |
|------|----------------------|------|-------|
| 1 | LAFAYETTE, IN | 230 | 12.10 |
| 2 | ASHEVILLE | 179 | 13.40 |
| | HUNTINGTON-ASHLAND | 143 | 13.40 |
| | SAVANNAH | 153 | 13.40 |
| 5 | ANN ARBOR | 145 | 13.50 |
| | WHEELING | 220 | 13.50 |
| 7 | BLOOMINGTON | 229 | 13.60 |
| | KALAMAZOO | 174 | 13.60 |
| 9 | ERIE | 155 | 13.70 |
| | SALT LAKE CITY | 35 | 13.70 |
| | WATERLOO-CEDAR FALLS | 228 | 13.70 |
| 12 | BOISE | 126 | 13.90 |
| 13 | PEORIA | 134 | 14.00 |
| | TERRE HAUTE | 190 | 14.00 |
| 15 | AUGUSTA, GA | 110 | 14.10 |
| | CHARLESTON, WV | 162 | 14.10 |
| | DAYTONA BEACH | 91 | 14.10 |
| | EUGENE-SPRINGFIELD | 144 | 14.10 |
| | KNOXVILLE | 69 | 14.10 |
| | LEXINGTON | 107 | 14.10 |
| | WILMINGTON, NC | 177 | 14.10 |

National FM Share: 1977-99

(Standard Rated Markets)



National FM Share and FM Growth Rate

Based on Metro average ¼-hr. persons 12+, Mon-Sun 6 AM-12 Midnight.
All stations reported in Arbitron are included.

| Survey | FM Share | % Chg. | Survey | FM Share | % Chg. | Survey | FM Share | % Chg. |
|-----------|----------|--------|-----------|----------|--------|------------|----------|--------|
| Spring 99 | 78.911 | +0.588 | Spring 89 | 73.438 | +2.133 | Fall 82 | 60.571 | +2.889 |
| Spring 98 | 78.450 | +1.051 | Fall 88 | 71.904 | +0.740 | Spring 82 | 58.870 | +0.373 |
| Spring 97 | 77.634 | +1.191 | Spring 88 | 71.376 | +1.092 | Fall 81 | 58.651 | +2.263 |
| Spring 96 | 76.720 | +0.573 | Fall 87 | 70.605 | -1.712 | Spring 81 | 57.353 | +2.205 |
| Spring 95 | 76.283 | +0.981 | Spring 87 | 71.835 | +3.123 | Oct/Nov 80 | 56.116 | +3.432 |
| Spring 94 | 75.542 | +1.521 | Fall 86 | 69.655 | +1.256 | Apr/May 80 | 54.254 | +1.169 |
| Spring 93 | 74.410 | +0.700 | Spring 86 | 68.791 | +2.506 | Oct/Nov 79 | 53.627 | +5.384 |
| Fall 92 | 73.893 | -0.992 | Fall 85 | 67.109 | +0.841 | Apr/May 79 | 50.887 | +0.373 |
| Spring 92 | 74.633 | +1.580 | Spring 85 | 66.549 | +2.333 | Oct/Nov 78 | 50.698 | +6.423 |
| Fall 91 | 73.472 | -0.809 | Fall 84 | 65.032 | +1.154 | Apr/May 78 | 47.638 | +2.445 |
| Spring 91 | 74.071 | +0.339 | Spring 84 | 64.290 | +0.954 | Oct/Nov 77 | 46.501 | +4.666 |
| Fall 90 | 73.821 | -0.177 | Fall 83 | 63.058 | +1.231 | Apr/May 77 | 44.428 | +1.392 |
| Spring 90 | 73.952 | +1.916 | Spring 83 | 62.291 | +2.840 | Oct/Nov 76 | 43.818 | |
| Fall 89 | 72.562 | -1.193 | | | | | | |

Based on Metro avg ¼-hr. persons 12+, Mon-Sun 6 AM-12 Midnight. All stations reported in Arbitron are included.

Notes and Comments: APRs down 12% over 10 years

APR is down again for the sixth straight year, from 15.78% to 15.43%. This most-recent loss is the largest decline to date: a 2.2% erosion. Over the last decade, there has been a 12% drop in listenership, from 17.53% to 15.43%. For obvious reasons, these consecutive decreases in overall usage continue to disturb us. As

was the case last year, the decreases are widespread. For instance, one of the best markets for APR, Miami, has had an APR decline from 18.9% in 1997, to 18.3% in 1998 to this year's 17.6%. Last year's weakest APR market, Lafayette, IN (at 13.0%) maintains that title, but at an even-lower APR of 12.1%.

Highest and Lowest Time Spent Listening

(Number of quarter-hours the average person spends listening during a specified time)

(Market average =20.50)

TSL results generally mirror those of Average Persons Ratings. APR is a function of how many different people listen to radio and for how long; the latter is TSL. The highest TSL (this year, 24.50 hours in Sioux Falls) is even with last year's 24.50 hours registered in Wilkes Barre-Scranton. However, that number is below

1997's highest (25.00 hours in Lafayette, LA and Miami). The lowest (16.50 hours in Lafayette, IN) is a full hour lower than 1998's lowest, 17.50 hours in Ann Arbor. Lafayette's 16.50 is also lower than the 17.25 hours posted in that market in Spring 1997. The average market's TSL to radio is 20.50 hours per week.

| Highest Standard Market Avg. = 20.50 | | Lowest Standard Market Avg. = 20.50 | | |
|---|------------------------|--|----------------------|-------|
| 1 | SIoux FALLS | 24.50 | 1 LAFAYETTE, IN | 16.50 |
| 2 | MIAMI-FORT LAUDERDALE | 23.25 | 2 ANN ARBOR | 18.00 |
| | NEW YORK | 23.25 | ASHEVILLE | 18.00 |
| | YOUNGSTOWN | 23.25 | 4 BLOOMINGTON | 18.25 |
| 5 | ORLANDO | 22.75 | KALAMAZOO | 18.25 |
| 6 | CHICAGO | 22.50 | SALT LAKE CITY | 18.25 |
| | CORPUS CHRISTI | 22.50 | 7 HUNTINGTON-ASHLAND | 18.50 |
| | FARGO-MOORHEAD | 22.50 | WHEELING | 18.50 |
| | LUBBOCK | 22.50 | 9 BOISE | 18.75 |
| 10 | APPLETON-OSHKOSH | 22.25 | ERIE | 18.75 |
| | BALTIMORE | 22.25 | PEORIA | 18.75 |
| | BRIDGEPORT | 22.25 | WATERLOO-CEDAR FALLS | 18.75 |
| | LAFAYETTE, LA | 22.25 | WILMINGTON, NC | 18.75 |
| | LOS ANGELES | 22.25 | | |
| | PROVIDENCE | 22.25 | | |
| 16 | TAMPA-SAINT PETERSBURG | 22.25 | | |

Based on Metro avg. ¼-hr. persons 12+, Mon-Sun, 6 AM-12 Midnight, listening to any and all radio.

Highest and Lowest Percentages of FM Listening

Listed FM stations' share of total listed listening, Metro average ¼-hr. persons 12+, Mon-Sun, 6 AM-12 Midnight.

FM's share of listed-station listening continues to grow, this time up 0.6% to 78.911%. That growth rate was a bit slower than 1998's 1.05% rate or the 1.19% gain of 1997, but is right in line with the 0.57% gain of 1996. This year's 78.911% continues a six-year streak of rate increases. FM's share generally is creeping up across

all markets, from those with the highest rate (95.99% this year; 95.98% last) to those with the lowest.

This year's single-market low was 65.47%. Last year's lowest was 63.39%. Both are well above the 61.01% low in Spring 1997.

| Market | | 12+ FM Listening | Market | | 12+ FM Listening |
|------------------------|--------------------------|---------------------|------------------------|----------------|---------------------|
| National Avg.: 78.911% | | | National Avg.: 78.911% | | |
| 1 | GREENVILLE-NEW BERN-JACK | 95.99 | 1 | SANTA ROSA | 65.47 |
| 2 | TALLAHASSEE | 94.61 | 2 | ASHEVILLE | 67.71 |
| 3 | WILMINGTON, NC | 94.37 | 3 | BRIDGEPORT | 68.76 |
| 4 | TERRE HAUTE | 92.23 | 4 | BLOOMINGTON | 70.29 |
| 5 | GREENVILLE-SPARTANBURG | 92.08 | 5 | FARGO-MOORHEAD | 70.70 |
| 6 | JOHNSTOWN | 91.86 | 6 | SAN FRANCISCO | 71.09 |
| 7 | GAINESVILLE-OCALA | 90.93 | 7 | MILWAUKEE | 72.17 |
| 8 | HUNTINGTON-ASHLAND | 90.88 | 8 | SACRAMENTO | 72.51 |
| 9 | LANCASTER | 90.70 | 9 | SAINT LOUIS | 72.76 |
| 10 | SALISBURY-OCEAN CITY | 90.70 | 10 | SEATTLE-TACOMA | 72.81 |
| 11 | FORT PIERCE | 90.51 | 11 | MEMPHIS | 73.21 |
| 12 | CORPUS CHRISTI | 89.93 | 12 | PITTSBURGH | 73.26 |

Barometers of Lost Listenership: Below-the-Line Listening & Unlisted Listening

The importance of these two tables is that listening to unlisted and out-of-market stations is listening lost to local commercial outlets, which affects both CPMs and the impact of local radio.

Markets with the Highest Percentages of Below-the-Line Listening

Based on Metro average ¼-hr. persons 12+, Mon-Sun, 6 AM-12 Midnight. Calculated by dividing total listening to stations listed below the line (stations not home to the metro area) by total listening to all radio.

(Average Market: 13.1%)

| | |
|------------------------------|------|
| 1 MONMOUTH-OCEAN | 65.3 |
| ANN ARBOR | 65.3 |
| 3 BRIDGEPORT | 62.7 |
| 4 LAKELAND-WINTER HAVEN | 62.1 |
| 5 VISALIA-TULARE-HANFORD | 59.7 |
| 6 SARASOTA-BRADENTON | 58.8 |
| 7 AKRON | 57.8 |
| 8 MELBOURNE-TITUSVILLE-COCOA | 56.1 |
| 9 PORTSMOUTH-DOVER-ROCHESTER | 55.6 |
| 10 NEW HAVEN | 54.4 |
| 11 STOCKTON | 53.3 |
| 12 DAYTONA BEACH | 53.0 |

Markets with the Highest Percentages of Listening to Unlisted Stations

Based on 12+ Metro average ¼-hr. persons, Mon-Sun, 6 AM-12 Midnight. Calculated by dividing listening to non-listed stations by total listening to all radio. Most non-listed listening is to non-commercial radio; it also includes listening to distant stations and local stations that don't qualify for listing in the market report.

(Average Market: 13.5%)

| | |
|---------------------------|------|
| 1 ANN ARBOR | 24.9 |
| 2 ASHEVILLE | 22.6 |
| 3 TALLAHASSEE | 22.0 |
| 4 EUGENE-SPRINGFIELD | 21.8 |
| 5 STOCKTON | 20.8 |
| 6 LANCASTER | 20.0 |
| 7 TERRE HAUTE | 19.9 |
| 8 LANSING | 19.5 |
| 9 SALISBURY-OCEAN CITY | 19.3 |
| 10 AUSTIN | 19.0 |
| 11 RALEIGH-DURHAM | 18.8 |
| 12 MINNEAPOLIS-SAINT PAUL | 18.7 |

Notes and Comments

“Below the Line” Listening

(Listening to stations not home to the market)

As in the past, the markets with the highest levels of “below-the-line” listening (listening to stations not home to the market) are not surprising: all are proximate to significantly larger markets. Changes are mixed. Ann Arbor's percentage of listening to outside stations decreased again this year, from 69.3% in 1997 to 66.2% in 1998 to this year's 65.3%. Out-of-market listening in Melbourne-Titusville rose again, from 51.2% in 1997 to 54.9% in 1998 to this year's 56.1%. An average of 13.1% of all listening in a market is to outside stations.

Unlisted Listening

(Either non-commercial station listening or listening to stations that don't meet Arbitron's Minimum Reporting Standards)

The average amount of listening to unlisted stations is up again, from 12.9% in 1997, to 13.1% last year, to 13.5% this year. Gainers and losers were evenly split four-to-four this year among the eight markets that reappeared on the list from 1998. In two cases—Asheville and Lansing—this year's decreases follow on gains set the previous year, in 1998. Both markets, however, wind up with higher percentages of unlisted listening this year than they had back in 1997: The biggest increases in 1999 occurred in Ann Arbor (21.5% to 24.9%) and Lancaster (18.5% to 20.0%), followed by Tallahassee (21.3% to 22.0%) and Austin (18.6% to 19.0%). The biggest decreases were in Asheville (26.6% to 22.6%) and Eugene-Springfield (23.6% to 21.8%), followed by Lansing (20.6% to 19.5%) and Raleigh-Durham (19.8% to 18.8%). In 1998, the biggest increases occurred in Asheville (20.5% to 26.6%), Fort Pierce (18.9% to 21.9%) and Lansing (18.4% to 20.6%).

America's Most Listened-to Radio Stations 1999

(12+ TSA AQH)

An ownership profile and format breakdown for the top-600 stations

Collectively, 39 groups own 541 of America's 600 most-listened-to radio stations (based on 12+ TSA AQH for Spring 1999). The remaining 59 stations are owned individually or by other groups.

AOR/Classic Rock/New Rock is the most popular format group for these 600 stations, followed closely by Country, CHR and Black/Urban (see chart below).

| Group Owner | # of Most Listened-To Stations | Group Owner | # of Most Listened-To Stations |
|-----------------------|--------------------------------|-------------------------|--------------------------------|
| AMFM | 110 | Blue Chip Broadcasting | 3 |
| CBS/Infinity | 102 | Dick Broadcasting | 3 |
| Clear Channel | 98 | Inner City Broadcasting | 3 |
| Entercom | 32 | South Central Commun. | 3 |
| Cox Radio | 22 | Ackerley | 2 |
| ABC | 21 | Big City Radio | 2 |
| Hispanic Broadcasting | 14 | Buckley Broadcasting | 2 |
| Emmis | 12 | Cumulus | 2 |
| Greater Media | 12 | EXCL Communications | 2 |
| Bonneville | 10 | Hubbard Broadcasting | 2 |
| Radio One | 10 | Journal Broadcast Group | 2 |
| Susquehanna | 9 | Liberman Broadcasting | 2 |
| Citadel | 8 | Lotus Communications | 2 |
| Jeff-Pilot | 8 | Marlin Broadcasting | 2 |
| SBS | 7 | Mercury Broadcasting | 2 |
| Beasley | 6 | Midwest TV | 2 |
| Saga | 5 | Renda Broadcasting | 2 |
| Sandusky | 5 | Tribune | 2 |
| Fisher Broadcasting | 4 | WPNT Inc. (Frischling) | 2 |
| Hearst | 4 | | |

Rock's on top with Country, CHR next in line:

Format breakdown for Most-listened-to 600

| Format Category | # of Top 600 stations | Format Category | # of Top 600 stations |
|-----------------|-----------------------|-----------------|-----------------------|
| AOR/Classic/NR | 102 | Full Service | 25 |
| Country | 78 | Hispanic | 24 |
| CHR | 70 | Jazz | 19 |
| Black/Urban | 69 | Standards/EZ | 13 |
| AC | 52 | Classical | 10 |
| News/Talk | 52 | Sports | 7 |
| Oldies | 39 | Other/unknown | 7 |
| Soft AC | 28 | Rel/Gospel | 5 |

Based on TSA avg. ¼-hr. persons 12+, Mon-Sun, 6 AM-12 Midnight.

America's Most Listened-to Radio Stations 1999

(12+ TSA AQH)

| | | 12+ TSA | | | | |
|--------|-----------------|----------|--------|----------------|---------------------------------|--------------|
| Market | Calls | Qtr Hr | Format | Owner | Rev. 1998 | |
| 1 | NEW YORK | WQHT-FM | 1434 | Black/Urban | Emmis | \$30,800,000 |
| 2 | NEW YORK | WLTW-FM | 1397 | Soft AC | AMFM (to Clear Channel pending) | 45,400,000 |
| 3 | NEW YORK | WSKQ-FM | 1217 | Hispanic | Spanish Broadcasting System | 26,500,000 |
| 4 | NEW YORK | WKTU-FM | 1182 | CHR | AMFM (to Clear Channel pending) | 34,000,000 |
| 5 | LOS ANGELES | KSCA -FM | 1175 | Hispanic | Hispanic Broadcasting Corp. | 21,000,000 |
| 6 | NEW YORK | WHTZ -FM | 1174 | CHR | AMFM (to Clear Channel pending) | 20,500,000 |
| 7 | LOS ANGELES | KLVE -FM | 1122 | Hispanic | Hispanic Broadcasting Corp. | 31,400,000 |
| 8 | NEW YORK | WCBS-FM | 1086 | Oldies | CBS/Infinity | 36,300,000 |
| 9 | NEW YORK | WXRK-FM | 1057 | AOR/Classic/NR | CBS/Infinity | 45,600,000 |
| 10 | LOS ANGELES | KIIS -FM | 957 | CHR | Clear Channel | 39,100,000 |
| 11 | CHICAGO | WGN -AM | 937 | Full Service | Tribune Broadcasting | 32,600,000 |
| 12 | NEW YORK | WINS -AM | 923 | News/Talk | CBS/Infinity | 39,100,000 |
| 13 | NEW YORK | WBLS -FM | 919 | Black/Urban | Inner City Bcstg Corp. | 13,500,000 |
| 14 | NEW YORK | WABC -AM | 912 | News/Talk | ABC | 17,500,000 |
| 15 | LOS ANGELES | KFI -AM | 899 | News/Talk | AMFM (to Clear Channel pending) | 32,500,000 |
| 16 | NEW YORK | WRKS-FM | 860 | Black/Urban | Emmis | 29,000,000 |
| 17 | NEW YORK | WFAN -AM | 847 | Sports | CBS/Infinity | 54,000,000 |
| 18 | NEW YORK | WCBS-AM | 844 | News/Talk | CBS/Infinity | 33,500,000 |
| 19 | NEW YORK | WPAT -FM | 816 | Hispanic | Spanish Broadcasting System | 11,200,000 |
| 20 | CHICAGO | WGCI -FM | 813 | Black/Urban | AMFM (to Clear Channel pending) | 25,000,000 |
| 21 | NEW YORK | WOR -AM | 806 | News/Talk | Buckley Broadcasting | 23,000,000 |
| 22 | LOS ANGELES | KPWR-FM | 788 | Black/Urban | Emmis | 26,800,000 |
| 23 | NEW YORK | WPLJ -FM | 772 | CHR | ABC | 28,100,000 |
| 24 | NEW YORK | WQCD-FM | 752 | Jazz | Emmis | 20,800,000 |
| 25 | LOS ANGELES | KOST -FM | 736 | AC | AMFM (to Clear Channel pending) | 33,000,000 |
| 26 | LOS ANGELES | KROQ-FM | 715 | AOR/Classic/NR | CBS/Infinity | 30,900,000 |
| 27 | LOS ANGELES | KKBT -FM | 668 | Black/Urban | AMFM (to Clear Channel pending) | 35,900,000 |
| 28 | NEW YORK | WTJM -FM | 665 | Black/Urban | AMFM (to Clear Channel pending) | 8,300,000 |
| 29 | CHICAGO | WLS -AM | 649 | News/Talk | ABC | 12,100,000 |
| 30 | CHICAGO | WBBM-FM | 647 | CHR | CBS/Infinity | 19,800,000 |
| 31 | NEW YORK | WQXR-FM | 645 | Classical | The New York Times Co. | 11,900,000 |
| 32 | SAN FRANCISCO | KGO -AM | 637 | News/Talk | ABC | 36,000,000 |
| 33 | LOS ANGELES | KRTH -FM | 607 | Oldies | CBS/Infinity | 37,100,000 |
| 34 | LOS ANGELES | KTWV -FM | 596 | Jazz | CBS/Infinity | 34,500,000 |
| | LOS ANGELES | KYSR -FM | 596 | AC | AMFM (to Clear Channel pending) | 27,100,000 |
| 36 | PHILADELPHIA | WYSP-FM | 582 | AOR/Classic/NR | CBS/Infinity | 28,800,000 |
| 37 | NEW YORK | WADO-AM | 572 | Hispanic | Hispanic Broadcasting Corp. | 6,600,000 |
| 38 | LOS ANGELES | KLOS -FM | 559 | AOR/Classic/NR | ABC | 27,000,000 |
| 39 | LOS ANGELES | KBUE -FF | 542 | Hispanic | Lieberman Broadcasting, Inc. | 4,500,000 |
| 40 | LOS ANGELES | KLAX -FM | 541 | Hispanic | Spanish Broadcasting System | 14,200,000 |
| 41 | DALLAS-FT WORTH | KKDA -FM | 535 | Black/Urban | Service Broadcasting Corp. | 16,800,000 |
| 42 | CHICAGO | WNUA-FM | 533 | Jazz | AMFM (to Clear Channel pending) | 21,000,000 |
| 43 | LOS ANGELES | KCBS -FM | 532 | AOR/Classic/NR | CBS/Infinity | 28,900,000 |
| 44 | BOSTON | WBZ -AM | 531 | News/Talk | CBS/Infinity | 30,000,000 |
| 45 | NEW YORK | WAXQ-FM | 530 | AOR/Classic/NR | AMFM (to Clear Channel pending) | 12,600,000 |
| 46 | PHILADELPHIA | WBEB -FM | 527 | AC | WEAZ Radio, Inc. | 18,900,000 |
| 47 | HOUSTON | KBXX -FM | 517 | Black/Urban | Clear Channel | 15,750,000 |

Based on TSA avg. ¼-hr. persons 12+, Mon-Sun, 6 AM-12 Midnight. TSA AQH estimates are shown in hundreds (00).

America's Most Listened-to Radio Stations 1999

(12+ TSA AQH)

| | | 12+ TSA | | | | Rev. 1998 |
|--------|------------------|----------|--------|----------------|---------------------------------|--------------|
| Market | Calls | Qtr Hr | Format | Owner | | |
| 48 | DETROIT | WJR -AM | 516 | Full Service | ABC | \$19,300,000 |
| 49 | SAINT LOUIS | KMOX -AM | 509 | Full Service | CBS/Infinity | 23,700,000 |
| | CHICAGO | WKQX -FM | 509 | AOR/Classic/NR | Emmis | 15,100,000 |
| 51 | LOS ANGELES | KCMG -FM | 506 | Black/Urban | AMFM (to Clear Channel pending) | 16,500,000 |
| 52 | CHICAGO | WVAZ -FM | 501 | Black/Urban | AMFM (to Clear Channel pending) | 21,400,000 |
| 53 | ATLANTA | WVEE -FM | 480 | Black/Urban | CBS/Infinity | 26,600,000 |
| 54 | CHICAGO | WLIT -FM | 476 | Soft AC | AMFM (to Clear Channel pending) | 25,600,000 |
| 55 | MINNEAP.-ST PAUL | WCCO-AM | 471 | Full Service | CBS/Infinity | 22,100,000 |
| | DETROIT | WNIC -FM | 471 | AC | AMFM (to Clear Channel pending) | 21,900,000 |
| 57 | LOS ANGELES | KLSX -FM | 470 | News/Talk | CBS/Infinity | 32,400,000 |
| 58 | DETROIT | WJLB -FM | 469 | Black/Urban | AMFM (to Clear Channel pending) | 19,200,000 |
| | ATLANTA | WSTR -FM | 469 | CHR | Jefferson-Pilot | 20,400,000 |
| 60 | DALLAS-FT WORTH | KHKS -FM | 466 | CHR | AMFM (to Clear Channel pending) | 21,500,000 |
| 61 | LOS ANGELES | KNX -AM | 448 | News/Talk | CBS/Infinity | 28,200,000 |
| 62 | PHILADELPHIA | WJJZ -FM | 447 | Jazz | AMFM (to Clear Channel pending) | 9,600,000 |
| 63 | ATLANTA | WSB -AM | 446 | Full Service | Cox Radio | 28,100,000 |
| 64 | PHILADELPHIA | KYW -AM | 444 | News/Talk | CBS/Infinity | 35,000,000 |
| 65 | BOSTON | WXKS -FM | 443 | CHR | AMFM (to Clear Channel pending) | 24,300,000 |
| 66 | LOS ANGELES | KBIG -FM | 442 | AC | AMFM (to Clear Channel pending) | 27,200,000 |
| | PHILADELPHIA | WDAS -FM | 442 | Black/Urban | AMFM (to Clear Channel pending) | 16,500,000 |
| 68 | MINNEAP-ST PAUL | KQRS -FM | 434 | AOR/Classic/NR | ABC | 22,800,000 |
| 69 | LOS ANGELES | KABC -AM | 431 | News/Talk | ABC | 14,400,000 |
| | DALLAS-FT WORTH | WBAP -AM | 431 | Full Service | ABC | 19,900,000 |
| | MIAMI-FT LAUD. | WEDR -FM | 431 | Black/Urban | Cox Radio | 12,400,000 |
| 72 | BOSTON | WJMN -FM | 426 | CHR | AMFM (to Clear Channel pending) | 16,000,000 |
| 73 | PHILADELPHIA | WUSL -FM | 424 | Black/Urban | AMFM (to Clear Channel pending) | 11,500,000 |
| 74 | CHICAGO | WUSN -FM | 422 | Country | CBS/Infinity | 23,300,000 |
| 75 | CHICAGO | WTMX -FM | 418 | AC | Bonneville International Corp. | 17,400,000 |
| 76 | CHICAGO | WBBM-AM | 411 | News/Talk | CBS/Infinity | 21,400,000 |
| 77 | PHILADELPHIA | WIOQ -FM | 409 | CHR | AMFM (to Clear Channel pending) | 11,000,000 |
| 78 | SAN FRANCISCO | KCBS -AM | 408 | News/Talk | CBS/Infinity | 27,500,000 |
| | LOS ANGELES | KZLA -FM | 408 | Country | Bonneville International Corp. | 16,600,000 |
| 80 | CHICAGO | WUBT -FM | 403 | Black/Urban | AMFM (to Clear Channel pending) | 13,400,000 |
| 81 | LOS ANGELES | KKGO -FM | 401 | Classical | Mount Wilson FM Broadcasters | 9,400,000 |
| 82 | HOUSTON | KRBE -FM | 399 | CHR | Susquehanna Radio Corp. | 17,900,000 |
| 83 | PITTSBURGH | KDKA -AM | 398 | News/Talk | CBS/Infinity | 14,500,000 |
| 84 | LOS ANGELES | KSSE -FM | 391 | Hispanic | EXCL Communications | 6,600,000 |
| 85 | BOSTON | WMJX -FM | 383 | AC | Greater Media, Inc. | 16,200,000 |
| 86 | NEW YORK | WNEW-FM | 381 | AOR/Classic/NR | CBS/Infinity | 13,300,000 |
| 87 | PHILADELPHIA | WOGL -FM | 378 | Oldies | CBS/Infinity | 19,000,000 |
| 88 | WASHINGTON, DC | WHUR-FM | 377 | Black/Urban | Howard University | 12,785,000 |
| 89 | DETROIT | WRIF -FM | 373 | AOR/Classic/NR | Greater Media, Inc. | 12,900,000 |
| 90 | NEW YORK | WCAA -FM | 372 | Hispanic | Hispanic Broadcasting Corp. | 4,500,000 |
| 91 | BOSTON | WBCN-FM | 366 | AOR/Classic/NR | CBS/Infinity | 29,200,000 |
| 92 | SAN FRANCISCO | KOIT -AF | 362 | Soft AC | Bonneville International Corp. | 18,500,000 |
| | TAMPA-SAINT PETE | WDUV -FM | 362 | Standards/EZ | Cox Radio | 3,360,000 |
| 94 | CHICAGO | WJMK -FM | 361 | Oldies | CBS/Infinity | 22,500,000 |

Based on TSA avg. ¼-hr. persons 12+, Mon-Sun, 6 AM-12 Midnight. TSA AQH estimates are shown in hundreds (00).

America's Most Listened-to Radio Stations 1999

(12+ TSA AQH)

| | | 12+ TSA | | | | | |
|--------|------------------|----------|--------|----------------|---------------------------------|-----------|--------------|
| Market | Calls | Qtr Hr | Format | Owner | | Rev. 1998 | |
| 95 | WASHINGTON, DC | WPGC-FM | 361 | Black/Urban | CBS/Infinity | | \$22,400,000 |
| 96 | CHICAGO | WLUP -FM | 358 | AOR/Classic/NR | Bonneville International Corp. | | 4,900,000 |
| 97 | BOSTON | WODS-FM | 356 | Oldies | CBS/Infinity | | 15,900,000 |
| 98 | DETROIT | WOMC-FM | 356 | Oldies | CBS/Infinity | | 20,000,000 |
| 99 | DALLAS-FT WORTH | KEGL -FM | 354 | AOR/Classic/NR | Clear Channel | | 6,600,000 |
| | LOS ANGELES | KFWB -AM | 354 | News/Talk | CBS/Infinity | | 25,600,000 |
| 101 | BALTIMORE | WERQ-FM | 352 | Black/Urban | Radio One | | 10,900,000 |
| 102 | DALLAS-FT WORTH | KSCS -FM | 351 | Country | ABC | | 18,250,000 |
| | BOSTON | WRKO-AM | 351 | News/Talk | Entercom | | 9,800,000 |
| 104 | LOS ANGELES | KLAC -AM | 347 | Standards/EZ | AMFM (to Clear Channel pending) | | 4,100,000 |
| 105 | HOUSTON | KODA -FM | 345 | Soft AC | AMFM (to Clear Channel pending) | | 23,000,000 |
| 106 | SAN FRANCISCO | KYLD -FM | 344 | Black/Urban | AMFM (to Clear Channel pending) | | 14,300,000 |
| 107 | CLEVELAND | WTAM -AM | 343 | News/Talk | Clear Channel | | 5,470,000 |
| 108 | MINNEA-ST PAUL | KDWB -FM | 340 | CHR | AMFM (to Clear Channel pending) | | 12,600,000 |
| | LOS ANGELES | KTNQ -AM | 340 | Hispanic | Hispanic Broadcasting Corp. | | 8,100,000 |
| 110 | SAN FRANCISCO | KFRC -AF | 337 | Oldies | CBS/Infinity | | 18,400,000 |
| 111 | PHILADELPHIA | WMGK-FM | 334 | Oldies | Greater Media, Inc. | | 13,900,000 |
| 112 | ATLANTA | WSB -FM | 333 | AC | Cox Radio | | 18,300,000 |
| 113 | HOUSTON | KILT -FM | 331 | Country | CBS/Infinity | | 21,900,000 |
| 114 | PITTSBURGH | WDVE -FM | 329 | AOR/Classic/NR | AMFM (to Clear Channel pending) | | 14,100,000 |
| 115 | WASHINGTON, DC | WKYS -FM | 329 | Black/Urban | Radio One | | 13,500,000 |
| 116 | CHICAGO | WXRT -FM | 328 | AOR/Classic/NR | CBS/Infinity | | 20,900,000 |
| 117 | SAN FRANCISCO | KNBR -AM | 326 | Sports | Susquehanna Radio Corp. | | 29,000,000 |
| 118 | ATLANTA | WKHX -FM | 321 | Country | ABC | | 20,500,000 |
| 119 | PITTSBURGH | WDSY -FM | 320 | Country | CBS/Infinity | | 8,500,000 |
| 120 | CLEVELAND | WMJI -FM | 318 | Oldies | Clear Channel | | 12,500,000 |
| 121 | DETROIT | WWJ -AM | 316 | News/Talk | CBS/Infinity | | 19,100,000 |
| 122 | CHICAGO | WNND-FM | 313 | AC | Bonneville International Corp. | | 9,200,000 |
| 123 | ATLANTA | WALR -FM | 312 | Black/Urban | Midwestern Bcstg Co. | | 20,900,000 |
| | PHILADELPHIA | WXTU -FM | 312 | Country | Beasley Broadcast Group | | 9,000,000 |
| 125 | MINNEA-ST PAUL | KEEY -FM | 311 | Country | AMFM (to Clear Channel pending) | | 13,300,000 |
| | BOSTON | WBMX-FM | 311 | AC | CBS/Infinity | | 15,800,000 |
| | CLEVELAND | WGAR-FM | 311 | Country | Clear Channel | | 10,100,000 |
| 128 | HOUSTON | KHMX -FM | 310 | AC | Clear Channel | | 14,500,000 |
| | BOSTON | WZLX -FM | 310 | AOR/Classic/NR | CBS/Infinity | | 18,600,000 |
| 130 | CHICAGO | WCKG-FM | 309 | News/Talk | CBS/Infinity | | 19,200,000 |
| 131 | WASHINGTON, DC | WBIG -FM | 308 | Oldies | AMFM (to Clear Channel pending) | | 15,300,000 |
| | DETROIT | WVMV-FM | 308 | Jazz | CBS/Infinity | | 8,000,000 |
| 133 | TAMPA-SAINT PETE | WFLZ -FM | 306 | CHR | Clear Channel | | 13,260,000 |
| 134 | KNOXVILLE | WVVK -FM | 305 | Country | Dick Broadcasting Co. | | 10,000,000 |
| | MIAMI-FT LAUD | WPOW-FM | 305 | CHR | Beasley Broadcast Group | | 12,800,000 |
| 136 | PHILADELPHIA | WMMR-FM | 304 | AOR/Classic/NR | Greater Media, Inc. | | 13,800,000 |
| 137 | WASHINGTON, DC | WMZQ-FM | 302 | Country | AMFM (to Clear Channel pending) | | 18,670,000 |
| 138 | HOUSTON | KLTN -FM | 300 | Hispanic | Hispanic Broadcasting Corp. | | 8,260,000 |
| | PHILADELPHIA | WWDB-FM | 300 | News/Talk | Beasley Broadcast Group | | 9,800,000 |
| 140 | WASHINGTON, DC | WJFK -FM | 298 | News/Talk | CBS/Infinity | | 23,270,000 |
| 141 | SEATTLE-TACOMA | KIRO -AM | 297 | News/Talk | Entercom | | 23,900,000 |

Based on TSA avg. ¼-hr. persons 12+, Mon-Sun, 6 AM-12 Midnight. TSA AQH estimates are shown in hundreds (00).

America's Most Listened-to Radio Stations 1999

(12+ TSA AQH)

12+ TSA

| | Market | Calls | Qtr Hr | Format | Owner | Rev. 1998 |
|-----|-----------------|----------|--------|----------------|---------------------------------|-------------|
| | NEW ORLEANS | WQUE-FM | 297 | Black/Urban | Clear Channel | \$6,140,000 |
| 143 | BOSTON | WAAF -FM | 296 | AOR/Classic/NR | Entercom | 8,100,000 |
| | INDIANAPOLIS | WFMS-FM | 296 | Country | Susquehanna Radio Corp. | 12,610,000 |
| 145 | SAN FRANCISCO | KSFO -AM | 294 | News/Talk | ABC | 6,700,000 |
| 146 | SAN FRANCISCO | KKSF -FM | 293 | Jazz | AMFM (to Clear Channel pending) | 16,400,000 |
| | DALLAS-FT WORTH | KVIL -FM | 293 | Full Service | CBS/Infinity | 34,200,000 |
| 148 | HOUSTON | KMJQ -FM | 290 | Black/Urban | Clear Channel | 16,300,000 |
| | DALLAS-FT WORTH | KZPS -FM | 290 | AOR/Classic/NR | AMFM (to Clear Channel pending) | 12,000,000 |
| | DETROIT | WCSX -FM | 290 | AOR/Classic/NR | Greater Media, Inc. | 10,200,000 |
| | CHICAGO | WLEY -FM | 290 | Hispanic | Spanish Broadcasting System | 10,100,000 |
| | MIAMI-FT LAUD | WLYF -FM | 290 | Soft AC | Jefferson-Pilot | 11,700,000 |
| 153 | SAN FRANCISCO | KDFC -FM | 289 | Classical | Bonneville International Corp. | 6,000,000 |
| | WASHINGTON, DC | WRQX-FM | 289 | AC | ABC | 16,000,000 |
| 155 | DENVER | KOA -AM | 288 | Full Service | Clear Channel | 25,130,000 |
| | MIAMI-FT LAUD | WAMR-FM | 288 | Hispanic | Hispanic Broadcasting Corp. | 17,500,000 |
| | CHICAGO | WXCD -FM | 288 | AOR/Classic/NR | ABC | 10,000,000 |
| 158 | SAN FRANCISCO | KMEL -FM | 286 | CHR | AMFM (to Clear Channel pending) | 16,200,000 |
| | PHILADELPHIA | WPEN -AM | 286 | Standards/EZ | Greater Media, Inc. | 5,200,000 |
| 160 | SAINT LOUIS | WIL -FM | 284 | Country | Emmis | 11,100,000 |
| 161 | SAINT LOUIS | KEZK -FM | 283 | Soft AC | CBS/Infinity | 10,900,000 |
| | BOSTON | WEEI -AM | 283 | Sports | Entercom | 18,700,000 |
| 163 | MIAMI-FT LAUD | WHQT-FM | 280 | Black/Urban | Cox Radio | 9,300,000 |
| 164 | ATLANTA | WKLS -FM | 279 | AOR/Classic/NR | Clear Channel | 14,100,000 |
| 165 | CHICAGO | WMAQ-AM | 278 | News/Talk | CBS/Infinity | 18,400,000 |
| 166 | WASHINGTON, DC | WGAY -FM | 277 | Black/Urban | AMFM (to Clear Channel pending) | 9,300,000 |
| 167 | DETROIT | WDRQ-FM | 276 | CHR | ABC | 6,200,000 |
| | ATLANTA | WNNX -FM | 276 | AOR/Classic/NR | Susquehanna Radio Corp. | 15,300,000 |
| 169 | DENVER | KYGO -FM | 275 | Country | Jefferson-Pilot | 16,550,000 |
| | TAMPA-ST PETE | WXTB -FM | 275 | AOR/Classic/NR | Clear Channel | 6,500,000 |
| 171 | INDIANAPOLIS | WFBQ -FM | 274 | AOR/Talk | AMFM (to Clear Channel pending) | 15,670,000 |
| 172 | TAMPA-ST PETE | WTBT -FM | 274 | AOR/Classic/NR | Clear Channel | 7,940,000 |
| 173 | DETROIT | WDTJ -FM | 273 | Black/Urban | Radio One | 4,800,000 |
| 174 | HOUSTON | KTBZ -FM | 272 | AOR/Classic/NR | Clear Channel | 8,000,000 |
| 175 | CINCINNATI | WLW -AM | 271 | Full Service | Clear Channel | 21,000,000 |
| 176 | MIAMI-FT LAUD | WHYI -FM | 264 | CHR | Clear Channel | 11,280,000 |
| 177 | DALLAS-FT WORTH | KTXQ -FM | 263 | Black/Urban | AMFM (to Clear Channel pending) | 4,750,000 |
| 178 | PHILADELPHIA | WPLY -FM | 262 | CHR | Grtr. Media Radio Co. | 8,700,000 |
| 179 | PHOENIX | KNIX -FM | 261 | Country | Clear Channel | 13,800,000 |
| | SAN ANTONIO | KTFM -FM | 261 | CHR | Waterman Bcstg Corp. of Texas | 7,500,000 |
| | WASHINGTON, DC | WMAL -AM | 261 | Full Service | ABC | 12,800,000 |
| | WASHINGTON, DC | WWDC-FM | 261 | AOR/Classic/NR | AMFM (to Clear Channel pending) | 9,790,000 |
| 183 | RIVERSIDE-SAN B | KFRG -FM | 258 | Country | CBS/Infinity | 11,100,000 |
| 184 | DALLAS-FT WORTH | KRLD -AM | 258 | News/Talk | CBS/Infinity | 19,700,000 |
| 185 | NORFOLK | WOWI -FM | 258 | Black/Urban | Clear Channel | 6,400,000 |
| 186 | HOUSTON | KLDE -FM | 257 | Oldies | AMFM (to Clear Channel pending) | 15,975,000 |
| 187 | BALTIMORE | WWIN -FM | 256 | Black/Urban | Radio One | 4,800,000 |
| 188 | MINNEAP-ST PAUL | KQQL -FM | 255 | Oldies | AMFM (to Clear Channel pending) | 10,000,000 |

Based on TSA avg. ¼-hr. persons 12+, Mon-Sun, 6 AM-12 Midnight. TSA AQH estimates are shown in hundreds (00).

America's Most Listened-to Radio Stations 1999

(12+ TSA AQH)

| | Market | Calls | 12+ TSA Qtr Hr | Format | Owner | Rev. 1998 |
|-----|-----------------|----------|-------------------|----------------|---------------------------------|--------------|
| | HOUSTON | KTRH -AM | 255 | News/Talk | AMFM (to Clear Channel pending) | \$18,700,000 |
| 190 | ATLANTA | WPCH-FM | 254 | Soft AC | Clear Channel | 17,100,000 |
| 191 | HARTFORD | WKSS -FM | 253 | CHR | AMFM (to Clear Channel pending) | 6,500,000 |
| 192 | SAN FRANCISCO | KITS -FM | 252 | AOR/Classic/NR | CBS/Infinity | 9,600,000 |
| | DALLAS-FT WORTH | KLUV -FM | 252 | Oldies | CBS/Infinity | 16,400,000 |
| | SEATTLE-TACOMA | KUBE -FM | 252 | CHR | Ackerley Communications | 12,000,000 |
| | SAN FRANCISCO | KZQZ -FM | 252 | CHR | Bonneville International Corp. | 6,900,000 |
| | MIAMI-FT LAUD | WAQI -AM | 252 | Hispanic | Hispanic Broadcasting Corp. | 5,000,000 |
| 197 | BOSTON | WCRB -FM | 251 | Classical | Charles River Broadcasting | 5,000,000 |
| 198 | DETROIT | WMXD-FM | 249 | Black/Urban | AMFM (to Clear Channel pending) | 8,500,000 |
| 199 | SAN FRANCISCO | KIOI -AF | 248 | AC | AMFM (to Clear Channel pending) | 18,300,000 |
| | SAN FRANCISCO | KLLC -FM | 248 | AC | CBS/Infinity | 14,100,000 |

| Calls | Market | 12+ TSA AQH | Calls | Market | 12+ TSA AQH | Calls | Market | 12+ TSA AQH |
|-------|----------------------------------|----------------|---------------------|----------------------------------|----------------|------------------|-----------------------------------|----------------|
| 201 | WNRO-FM NASHVILLE | 247 | WBZZ -FM PITTSBURGH | 221 | 293 | KPRC -AM HOUSTON | 195 | |
| | WTMI -FM MIAMI-FORT LAUDERDALE | 247 | WEBN -FM CINCINNATI | 221 | | WMGF -FM ORLANDO | 195 | |
| 203 | KKHJ -AM LOS ANGELES | 246 | 249 | WFOX -FM ATLANTA | 219 | 295 | WDAF -AM KANSAS CITY | 194 |
| 204 | WLTE -FM MINNEAPOLIS-SAINT PAUL | 244 | 250 | KNDD -FM SEATTLE-TACOMA | 218 | | WYCD -FM DETROIT | 194 |
| 205 | KLTY -FM DALLAS-FORT WORTH | 243 | 251 | WKQI -FM DETROIT | 217 | 297 | WGNA -FM ALBANY-SCHENECTADY-TROY | 193 |
| | WKLB -FM BOSTON | 243 | | WPEG -FM CHARLOTTE | 217 | 298 | KQKS -FM DENVER | 192 |
| | WLVE -FM MIAMI-FORT LAUDERDALE | 243 | | WPHI -FM PHILADELPHIA | 217 | 299 | KFYI -AM PHOENIX | 191 |
| | WPOC-FM BALTIMORE | 243 | 254 | WXDJ -FM MIAMI-FORT LAUDERDALE | 216 | | KGGI -FM RIVERSIDE-SAN BERNARDINO | 191 |
| 209 | WFLA -AM TAMPA-SAINT PETERSBURG | 242 | | WYAY -FM ATLANTA | 216 | | KOAI -FM DALLAS-FORT WORTH | 191 |
| | WIP -AM PHILADELPHIA | 242 | 256 | KSTP -AM MINNEAPOLIS-SAINT PAUL | 215 | | WMMS-FM CLEVELAND | 191 |
| | WNKS -FM CHARLOTTE | 242 | 257 | KKCW -FM PORTLAND, OR | 213 | 303 | KDGE -FM DALLAS-FORT WORTH | 190 |
| | WTMJ -AM MILWAUKEE | 242 | | KOOL -FM PHOENIX | 213 | 304 | KSON -FM SAN DIEGO | 189 |
| 213 | KFBK -AM SACRAMENTO | 241 | | WHTA -FM ATLANTA | 213 | 305 | WWMG-FM CHARLOTTE | 187 |
| 214 | WBAL -AM BALTIMORE | 240 | | WKIS -FM MIAMI-FORT LAUDERDALE | 213 | 306 | WQAM-AM MIAMI-FORT LAUDERDALE | 186 |
| 215 | WDOK-FM CLEVELAND | 239 | | WNCX -FM CLEVELAND | 213 | 307 | KABL -AM SAN FRANCISCO | 185 |
| 216 | KBLX -FM SAN FRANCISCO | 235 | | WWSW-AF PITTSBURGH | 213 | | KESZ -FM PHOENIX | 185 |
| | KPLX -FM DALLAS-FORT WORTH | 235 | 263 | WBGG-FM MIAMI-FORT LAUDERDALE | 212 | | WIBC -AM INDIANAPOLIS | 185 |
| | WRCH-FM HARTFORD | 235 | | WUSY -FM CHATTANOOGA | 212 | 310 | KYOT -FM PHOENIX | 184 |
| | WTOP -AF WASHINGTON, DC | 235 | | WWZZ-FM WASHINGTON, DC | 212 | | WBLI -FM NASSAU-SUFFOLK | 184 |
| | WZAK -FM CLEVELAND | 235 | 266 | KKFR -FM PHOENIX | 211 | 312 | KTCK -AA DALLAS-FORT WORTH | 183 |
| 221 | KBKS -FM SEATTLE-TACOMA | 233 | | KMJM -FM SAINT LOUIS | 211 | | WSIX -FM NASHVILLE | 183 |
| | KDMX -FM DALLAS-FORT WORTH | 233 | 268 | WHAS -AM LOUISVILLE | 210 | 314 | KBSG -AF SEATTLE-TACOMA | 182 |
| | WWWV-FM DETROIT | 233 | 269 | WLIB -AM NEW YORK | 209 | | WFBC -FM GREENVILLE-SPARTANBURG | 182 |
| 224 | KFOG -FF SAN FRANCISCO | 232 | 270 | WLIF -FM BALTIMORE | 207 | | WNWV-FM CLEVELAND | 182 |
| 225 | KMPS -FM SEATTLE-TACOMA | 232 | 271 | WJMJ-FM GREENVILLE-SPARTANBURG | 206 | | WRMA -FM MIAMI-FORT LAUDERDALE | 182 |
| | WTQR-FM GREENSBORO-WINSTON SALEM | 232 | 272 | KSOL -FF SAN FRANCISCO | 205 | 318 | KKBO -FM HOUSTON | 180 |
| | WWYZ-FM HARTFORD | 232 | | WJZW -FM WASHINGTON, DC | 205 | | KXJM -FM PORTLAND, OR | 180 |
| 228 | KMLE -FM PHOENIX | 230 | 274 | KJLH -FM LOS ANGELES | 204 | | WYLD -FM NEW ORLEANS | 180 |
| | KRFX -FM DENVER | 230 | | KOSI -FM DENVER | 204 | 321 | WSSL -FM GREENVILLE-SPARTANBURG | 179 |
| | WQYK-FM TAMPA-SAINT PETERSBURG | 230 | | WBCT -FM GRAND RAPIDS | 204 | 322 | WXXM -FM PHILADELPHIA | 178 |
| 231 | KKRW -FM HOUSTON | 229 | | WJRR -FM ORLANDO | 204 | | WZTA -FM MIAMI-FORT LAUDERDALE | 178 |
| | WNCI -FM COLUMBUS, OH | 229 | | WXDX -FM PITTSBURGH | 204 | 324 | KDGO -AM SAN DIEGO | 177 |
| | WTKS -FM ORLANDO | 229 | 279 | WAMZ -FM LOUISVILLE | 203 | | WWRM-FM TAMPA-SAINT PETERSBURG | 177 |
| 234 | WYXR -FM PHILADELPHIA | 228 | | WMMJ -FM WASHINGTON, DC | 203 | | WYRK -FM BUFFALO | 177 |
| 235 | KLOL -FM HOUSTON | 227 | 281 | KORC -FM KANSAS CITY | 202 | 327 | KJR -FM SEATTLE-TACOMA | 176 |
| | WOJO -FM CHICAGO | 227 | | WLYT -FM CHARLOTTE | 202 | | WKXX -FM SAINT LOUIS | 176 |
| | WUBE -FM CINCINNATI | 227 | 283 | WJMH -FM GREENSBORO-WINSTON SALE | 201 | | WQAL -FM CLEVELAND | 176 |
| 238 | KTAR -AM PHOENIX | 226 | 284 | KISQ -FM SAN FRANCISCO | 200 | | WRBQ -FM TAMPA-SAINT PETERSBURG | 176 |
| 239 | WGMS-FM WASHINGTON, DC | 225 | | KSLZ -FM SAINT LOUIS | 200 | 331 | KALC -FM DENVER | 175 |
| | WLLD -FM TAMPA-SAINT PETERSBURG | 225 | 286 | WHFS -FM WASHINGTON, DC | 200 | | KFMB -FM SAN DIEGO | 175 |
| 241 | KBCO -FM DENVER | 224 | | WHKO -FM DAYTON | 200 | | KXXR -FM MINNEAPOLIS-SAINT PAUL | 175 |
| | WWKA-FM ORLANDO | 224 | | WTIC -AM HARTFORD | 200 | 334 | KIKK -FM HOUSTON | 174 |
| 243 | KMXV -FM KANSAS CITY | 223 | 289 | WGST -AF ATLANTA | 199 | | WYYY -FM BALTIMORE | 174 |
| 244 | KKRZ -FM PORTLAND, OR | 222 | 290 | KVI -AM SEATTLE-TACOMA | 198 | | WRAX -FM BIRMINGHAM | 174 |
| | WQSR -FM BALTIMORE | 222 | | WRMR-AM CLEVELAND | 198 | | | |
| 246 | WASH -FM WASHINGTON, DC | 221 | 292 | WAIT -AM CHICAGO | 196 | | | |

Based on TSA avg. ¼-hr. persons 12+, Mon-Sun, 6 AM-12 Midnight. TSA AQH estimates are shown in hundreds (00).

America's Most Listened-to Radio Stations 1999—12+ TSA AQH

| | | 12+ TSA AQH | | | 12+ TSA AQH | | | 12+ TSA AQH | | | |
|-------|----------|---------------------------|-------|----------|----------------|--------------------------|--------|----------------|------------|------------------------------|-----|
| Calls | Market | | Calls | Market | | Calls | Market | | | | |
| 337 | KISS -FM | SAN ANTONIO | 173 | WYNY -FF | NEW YORK | 160 | 471 | KMXP -FM | PHOENIX | 143 | |
| | KISW -FM | SEATTLE-TACOMA | 173 | WZZK -FM | BIRMINGHAM | 160 | | KNCI -FM | SACRAMENTO | 143 | |
| | KJYO -FM | OKLAHOMA CITY | 173 | 406 | WAMO -FF | PITTSBURGH | 159 | | WFMT -FM | CHICAGO | 143 |
| | KXXM -FM | SAN ANTONIO | 173 | 407 | WTIC -FM | HARTFORD | 158 | | WFYV -FM | JACKSONVILLE | 143 |
| | WBBR -AM | NEW YORK | 173 | 408 | KJUL -FM | LAS VEGAS | 157 | | WSOC -FM | CHARLOTTE | 143 |
| | WFLC -FM | MIAMI-FORT LAUDERDALE | 173 | | KKLT -FM | PHOENIX | 157 | 476 | KMJ -AM | FRESNO | 142 |
| | WKIE -FF | CHICAGO | 173 | | KPRS -FM | KANSAS CITY | 157 | | KZEP -FM | SAN ANTONIO | 142 |
| | WOMX -FM | ORLANDO | 173 | | KUPD -FM | PHOENIX | 157 | 478 | KHOW -AM | DENVER | 141 |
| | XTRA -FM | SAN DIEGO | 173 | | WKKT -FM | CHARLOTTE | 157 | | KLYY -FM | LOS ANGELES | 141 |
| 346 | KPLZ -FM | SEATTLE-TACOMA | 172 | | WLZR -FM | MILWAUKEE | 157 | | WBAB -FF | NASSAU-SUFFOLK (Long Island) | 141 |
| | WEAT -FM | WEST PALM BEACH | 172 | 414 | CKWM -AM | DETROIT | 156 | | WENZ -FM | CLEVELAND | 141 |
| | WTVN -AM | COLUMBUS, OH | 172 | | KFMB -AM | SAN DIEGO | 156 | | WRAL -FM | RALEIGH-DURHAM | 141 |
| 349 | KMEO -FM | DALLAS-FORT WORTH | 171 | | KUFO -FM | PORTLAND, OR | 156 | | WSCR -AM | CHICAGO | 141 |
| | WDRM -FM | HUNTSVILLE | 171 | | WAPE -FM | JACKSONVILLE | 156 | | WZFX -FM | FAYETTEVILLE, NC | 141 |
| | WRZX -FM | INDIANAPOLIS | 171 | | WARW -FM | WASHINGTON, DC | 156 | 485 | KASE -FM | AUSTIN | 140 |
| | WXPT -FM | MINNEAPOLIS-SAINT PAUL | 171 | | WXSS -FM | MILWAUKEE | 156 | | KING -FM | SEATTLE-TACOMA | 140 |
| 353 | KLOU -FM | SAINT LOUIS | 170 | 420 | WBBO -AM | ORLANDO | 155 | | KLYF -AA | LOS ANGELES | 140 |
| | KSTP -FM | MINNEAPOLIS-SAINT PAUL | 170 | | WDRG -FM | HARTFORD | 155 | | KTJM -FM | HOUSTON | 140 |
| | WGRR -FM | CINCINNATI | 170 | | WRFX -FM | CHARLOTTE | 155 | | WDCG -FM | RALEIGH-DURHAM | 140 |
| | WQSX -FM | BOSTON | 170 | 423 | KXSN -FM | PORTLAND, OR | 154 | | WKKO -FM | TOLEDO | 140 |
| 357 | KIOZ -FM | SAN DIEGO | 169 | | KXTN -FM | SAN ANTONIO | 154 | | WRTO -FM | MIAMI-FORT LAUDERDALE | 140 |
| | KLSY -FM | SEATTLE-TACOMA | 169 | | WRVW -FM | NASHVILLE | 154 | 492 | KCCN -FM | HONOLULU | 139 |
| | KUPL -FM | PORTLAND, OR | 169 | | WSHE -FM | ORLANDO | 154 | | WCTK -FM | PROVIDENCE | 139 |
| | WZJM -FM | CLEVELAND | 169 | 427 | CIMX -FM | DETROIT | 153 | | WNNL -AM | RALEIGH-DURHAM | 139 |
| 361 | KBPI -FM | DENVER | 168 | | KBME -AM | HOUSTON | 153 | | WROQ -FM | GREENVILLE-SPARTANBURG | 139 |
| | KPRR -FM | EL PASO | 168 | | KSJO -FM | SAN JOSE | 153 | | WXYV -FM | BALTIMORE | 139 |
| | KYKY -FM | SAINT LOUIS | 168 | | KXKL -FM | DENVER | 153 | 497 | KATM -FM | MODESTO | 138 |
| | WHJY -FM | PROVIDENCE | 168 | | WBZX -FM | COLUMBUS, OH | 153 | | KRXO -FM | SACRAMENTO | 138 |
| | WHTO -FM | ORLANDO | 168 | | WLVO -FM | COLUMBUS, OH | 153 | | WAEB -FM | ALLENTOWN-BETHLEHEM | 138 |
| | WQOK -FM | RALEIGH-DURHAM | 168 | | WPYX -FM | ALBANY-SCHENECTADY-TROY | 153 | | WJMI -FM | JACKSON, MS | 138 |
| | WSJT -FM | TAMPA-SAINT PETERSBURG | 168 | | WSHH -FM | PITTSBURGH | 153 | 501 | KIIM -FM | TUCSON | 137 |
| 368 | WROR -FM | BOSTON | 166 | 435 | KEX -AM | PORTLAND, OR | 152 | | WFJO -FM | TAMPA-SAINT PETERSBURG | 137 |
| | WWMX -FM | BALTIMORE | 166 | | WKRZ -FF | WILKES BARRE-SCRANTON | 152 | | WLTJ -FM | PITTSBURGH | 137 |
| | WXYT -AM | DETROIT | 166 | | WPRO -FM | PROVIDENCE | 152 | | WMOX -FM | GREENSBORO-WINSTON SALE | 137 |
| 371 | KIXI -AM | SEATTLE-TACOMA | 165 | | WSM -FM | NASHVILLE | 152 | 505 | KSEG -FM | SACRAMENTO | 136 |
| | KLUC -FM | LAS VEGAS | 165 | | WSNY -FM | COLUMBUS, OH | 152 | | WBEN -AM | BUFFALO | 136 |
| | KSFM -FM | SACRAMENTO | 165 | | WZGC -FM | ATLANTA | 152 | | WJYE -FM | BUFFALO | 136 |
| | KZZP -FM | PHOENIX | 165 | 441 | KTCZ -FM | MINNEAPOLIS-SAINT PAUL | 151 | | WKRC -AM | CINCINNATI | 136 |
| | WBOS -FM | BOSTON | 165 | | WDJX -FM | LOUISVILLE | 151 | 509 | KPNT -FM | SAINT LOUIS | 135 |
| | WHO -AM | DES MOINES | 165 | | WJHM -FM | ORLANDO | 151 | | KZOK -FM | SEATTLE-TACOMA | 135 |
| | WMXJ -FM | MIAMI-FORT LAUDERDALE | 165 | | XHTZ -FM | SAN DIEGO | 151 | | WHPT -FM | TAMPA-SAINT PETERSBURG | 135 |
| | WPLT -FM | DETROIT | 165 | 445 | KOLA -FM | RIVERSIDE-SAN BERNARDINO | 150 | | WSOL -FM | JACKSONVILLE | 135 |
| | WQDR -FM | RALEIGH-DURHAM | 165 | | KRLA -AM | LOS ANGELES | 150 | 513 | KSSN -FM | LITTLE ROCK | 134 |
| | WXBO -FM | JOHNSON CITY-KINGSPOUR-BR | 165 | | WHAM -AM | ROCHESTER, NY | 150 | | WFLY -FM | ALBANY-SCHENECTADY-TROY | 134 |
| 381 | KACE -FF | LOS ANGELES | 164 | | WHIT -FM | BUFFALO | 150 | | WJJJ -FM | PITTSBURGH | 134 |
| | KBFM -FM | McALLEN-BROWNSVILLE | 164 | 449 | KRWM -FM | SEATTLE-TACOMA | 149 | | WJZF -FM | ATLANTA | 134 |
| | KOMO -AM | SEATTLE-TACOMA | 164 | | WGY -AM | ALBANY-SCHENECTADY-TROY | 149 | | WMYX -FM | MILWAUKEE | 134 |
| | WHUD -FM | NEW YORK | 164 | | WISN -AM | MILWAUKEE | 149 | 518 | KWJJ -FM | PORTLAND, OR | 133 |
| | WRRM -FM | CINCINNATI | 164 | | XHRM -FM | SAN DIEGO | 149 | | WRKZ -FM | HARRISBURG | 133 |
| 386 | KATT -FM | OKLAHOMA CITY | 163 | 453 | KWJZ -FM | SEATTLE-TACOMA | 148 | | WWBB -FM | PROVIDENCE | 133 |
| | KHTS -FM | SAN DIEGO | 163 | | WESC -FM | GREENVILLE-SPARTANBURG | 148 | | WYSF -FM | BIRMINGHAM | 133 |
| | WBHJ -FM | BIRMINGHAM | 163 | | WXXL -FM | ORLANDO | 148 | 522 | KIFM -FM | SAN DIEGO | 132 |
| | WFME -FM | NEW YORK | 163 | 456 | KTRS -AM | SAINT LOUIS | 147 | | KUDL -FM | KANSAS CITY | 132 |
| | WRR -FM | DALLAS-FORT WORTH | 163 | 457 | KGON -FM | PORTLAND, OR | 146 | | WAFX -FM | NORFOLK | 132 |
| 391 | KRBV -FM | DALLAS-FORT WORTH | 162 | | KIEV -AM | LOS ANGELES | 146 | | WIZF -FM | CINCINNATI | 132 |
| | WXX -FM | GREEN BAY | 162 | | KMBZ -AM | KANSAS CITY | 146 | | WLAV -FM | GRAND RAPIDS | 132 |
| | WWLI -FM | PROVIDENCE | 162 | | WBT -AF | CHARLOTTE | 146 | | WPLM -FM | BOSTON | 132 |
| 394 | KATZ -FM | SAINT LOUIS | 161 | | WKKV -FM | MILWAUKEE | 146 | | WRNS -FM | GREENVILLE-NEW BERN-JACKS | 132 |
| | KYNG -FM | DALLAS-FORT WORTH | 161 | | WKLH -FM | MILWAUKEE | 146 | 529 | KGB -FM | SAN DIEGO | 131 |
| | KYXY -FM | SAN DIEGO | 161 | | WKSE -FM | BUFFALO | 146 | | KXXY -FM | OKLAHOMA CITY | 131 |
| | WGUL -AF | TAMPA-SAINT PETERSBURG | 161 | 464 | WKRO -FM | CINCINNATI | 145 | | WOIK -FM | JACKSONVILLE | 131 |
| | WHRK -FM | MEMPHIS | 161 | | WWL -AM | NEW ORLEANS | 145 | | WVKS -FM | TOLEDO | 131 |
| | WVVX -FM | CLEVELAND | 161 | | WZPL -FM | INDIANAPOLIS | 145 | | WZYP -FM | HUNTSVILLE | 131 |
| | WSJZ -FM | BOSTON | 161 | 467 | WNOE -FM | NEW ORLEANS | 144 | 534 | KDND -FM | SACRAMENTO | 130 |
| 401 | WJAS -AM | PITTSBURGH | 160 | | WSSR -FM | TAMPA-SAINT PETERSBURG | 144 | | KMXB -FM | LAS VEGAS | 130 |
| | WMIL -FM | MILWAUKEE | 160 | | WTUE -FM | DAYTON | 144 | | KSAN -FM | SAN FRANCISCO | 130 |
| | WRDU -FM | RALEIGH-DURHAM | 160 | | WXDG -FM | DETROIT | 144 | | WEGR -FM | MEMPHIS | 130 |
| | | | | | | | | | WGCI -AM | CHICAGO | 130 |
| | | | | | | | | | WNIB -FM | CHICAGO | 130 |

Based on TSA avg. ¼-hr. persons 12+, Mon-Sun, 6 AM-12 Midnight. TSA AQH estimates are shown in hundreds (00).

America's Most Listened-to Radio Stations 1999—12+ TSA AQH

| Calls | Market | 12+ TSA AQH | Calls | Market | 12+ TSA AQH | Calls | Market | 12+ TSA AQH |
|--------------|-----------------------|----------------|--------------|--------------------------|----------------|--------------|--------------------------|----------------|
| 540 KROQ -FM | TUCSON | 129 | WWDM-FM | COLUMBIA, SC | 126 | KWVE -FM | LOS ANGELES | 121 |
| KSHE -FM | SAINT LOUIS | 129 | 562 KBRG -FM | SAN JOSE | 125 | WKCO -FM | SAGINAW-BAY CITY-MIDLAND | 121 |
| KUMX -FM | NEW ORLEANS | 129 | KIHT -FM | SAINT LOUIS | 125 | WMIY -FM | GREENVILLE-SPARTANBURG | 121 |
| WCMQ-FM | MIAMI-FORT LAUDERDALE | 129 | 564 KMTT -FM | SEATTLE-TACOMA | 125 | WRRK -FM | PITTSBURGH | 121 |
| WNOR -AF | NORFOLK | 129 | WBEE -FM | ROCHESTER, NY | 125 | 586 KBEO -FM | KANSAS CITY | 120 |
| WOCL -FM | ORLANDO | 129 | WBLK -FM | BUFFALO | 125 | KLAQ -FM | EL PASO | 120 |
| WOFX -FM | CINCINNATI | 129 | WQOK -FM | NASHVILLE | 125 | KWKW -AM | LOS ANGELES | 120 |
| WQXA -FM | HARRISBURG | 129 | WVMX -FM | CINCINNATI | 125 | KYCY -FM | SAN FRANCISCO | 120 |
| 548 KOY -AM | PHOENIX | 128 | 569 KYYS -FM | KANSAS CITY | 124 | WABB -FM | MOBILE | 120 |
| KSSJ -FM | SACRAMENTO | 128 | WINZ -AM | MIAMI-FORT LAUDERDALE | 124 | WCCC -FM | HARTFORD | 120 |
| KYCW -FM | SEATTLE-TACOMA | 128 | WOCT -FM | BALTIMORE | 124 | WCLT -FM | COLUMBUS, OH | 120 |
| WCOX -FM | RICHMOND | 128 | 572 KCMO -FM | KANSAS CITY | 123 | WCOL -FM | COLUMBUS, OH | 120 |
| WJXA -FM | NASHVILLE | 128 | KONO -AF | SAN ANTONIO | 123 | WMAG -FM | GREENSBORO-WINSTON SALE | 120 |
| WSNE -FM | PROVIDENCE | 128 | WHNN -FM | SAGINAW-BAY CITY-MIDLAND | 123 | WRRV -FM | HARRISBURG | 120 |
| 554 WAMJ -FM | ATLANTA | 127 | WKFS -FM | CINCINNATI | 123 | 596 KFKF -FM | KANSAS CITY | 119 |
| WGRF -FM | BUFFALO | 127 | 576 KCFX -FM | KANSAS CITY | 122 | KRMG -AM | TULSA | 119 |
| WJXB -FM | KNOXVILLE | 127 | KXOK -FM | SAINT LOUIS | 122 | KYMX -FM | SACRAMENTO | 119 |
| 557 KZON -FM | PHOENIX | 126 | WCTO -FM | ALLEN TOWN-BETHLEHEM | 122 | WCKX -FM | COLUMBUS, OH | 119 |
| WBLM -FM | PORTLAND, ME | 126 | WZTR -FM | MILWAUKEE | 122 | WGH -FM | NORFOLK | 119 |
| WKTI -FM | MILWAUKEE | 126 | 580 KHHH -FM | DENVER | 121 | WTRG -FM | RALEIGH-DURHAM | 119 |
| WRMX -FM | NASHVILLE | 126 | KLNV -FM | SAN DIEGO | 121 | | | |

America's Leading Stations—12+ TSA Cume (00)

Based on 12+ TSA Cume, Mon-Sun, 6 AM-12 Midnight. Estimates are shown in hundreds (00).

| Calls | Market | 12+ TSA Cume (00) | Calls | Market | 12+ TSA Cume (00) | Calls | Market | 12+ TSA Cume (00) |
|-------------|--------------|----------------------|--------------|-------------------|----------------------|--------------|------------------------|----------------------|
| 1 WHTZ -FM | NEW YORK | 25360 | 40 KTWV -FM | LOS ANGELES | 9815 | 79 KBUE -FF | LOS ANGELES | 6878 |
| 2 WINS -AM | NEW YORK | 22564 | 41 KGO -AM | SAN FRANCISCO | 9753 | 80 WCCO-AM | MINNEAPOLIS-ST PAUL | 6873 |
| 3 WKTU -FM | NEW YORK | 21491 | 42 WBZ -AM | BOSTON | 9701 | 81 WBMX -FM | BOSTON | 6866 |
| 4 WLTV -FM | NEW YORK | 21470 | 43 WIOQ -FM | PHILADELPHIA | 9646 | 82 WPOW-FM | MIAMI-FORT LAUDERDALE | 6831 |
| 5 WOHT -FM | NEW YORK | 21195 | 44 WPAT -FM | NEW YORK | 9559 | 83 WVEE -FM | ATLANTA | 6808 |
| 6 KIIS -FM | LOS ANGELES | 20557 | 45 KCBS -AM | SAN FRANCISCO | 9466 | 84 KSSE -FM | LOS ANGELES | 6756 |
| 7 WCBS -AM | NEW YORK | 18904 | 46 WGCI -FM | CHICAGO | 9446 | 85 KOIT -FM | SAN FRANCISCO | 6753 |
| 8 WXRK -FM | NEW YORK | 16839 | 47 WNEW-FM | NEW YORK | 9434 | 86 WJLB -FM | DETROIT | 6736 |
| 9 KPWR -FM | LOS ANGELES | 16626 | 48 WXXS -FM | BOSTON | 9258 | 87 KZLA -FM | LOS ANGELES | 6717 |
| 10 WPLJ -FM | NEW YORK | 16588 | 49 WOXR -FM | NEW YORK | 9208 | 88 KLAC -AM | LOS ANGELES | 6683 |
| 11 WCBS -FM | NEW YORK | 16380 | 50 WYSP -FM | PHILADELPHIA | 9175 | 89 KZQZ -FM | SAN FRANCISCO | 6654 |
| 12 WBLS -FM | NEW YORK | 15417 | 51 WJZR -AM | DETROIT | 8851 | 90 WUSN -FM | CHICAGO | 6607 |
| 13 WFAN -AM | NEW YORK | 14844 | 52 WSTR -FM | ATLANTA | 8644 | 91 WVAZ -FM | CHICAGO | 6528 |
| 14 KOST -FM | LOS ANGELES | 14456 | 53 K-HKS -FM | DALLAS-FORT WORTH | 8594 | 92 KMEL -FM | SAN FRANCISCO | 6508 |
| 15 WABC -AM | NEW YORK | 14373 | 54 WTMX -FM | CHICAGO | 8518 | 93 WWDC-FM | WASHINGTON, DC | 6471 |
| 16 KFI -AM | LOS ANGELES | 14255 | 55 WJMN -FM | BOSTON | 8498 | 94 WCMC-FM | DETROIT | 6466 |
| 17 KROQ -FM | LOS ANGELES | 14171 | 56 KRBE -FM | HOUSTON | 8352 | 95 WNIC -FM | DETROIT | 6419 |
| 18 WRKS -FM | NEW YORK | 14145 | 57 KLAX -FM | LOS ANGELES | 8341 | 96 WPLY -FM | PHILADELPHIA | 6415 |
| 19 KLVE -FM | LOS ANGELES | 13670 | 58 WBEB -FM | PHILADELPHIA | 7952 | 97 KNBR -AM | SAN FRANCISCO | 6409 |
| 20 KRTH -FM | LOS ANGELES | 13509 | 59 WNUA -FM | CHICAGO | 7872 | 98 WNND -FM | CHICAGO | 6369 |
| 21 KYSR -FM | LOS ANGELES | 13448 | 60 WUBT -FM | CHICAGO | 7850 | 99 KORS -FM | MINNEAPOLIS-SAINT PAUL | 6338 |
| 22 KKBT -FM | LOS ANGELES | 13323 | 61 WJMK -FM | CHICAGO | 7849 | 100 WTOP -AF | WASHINGTON, DC | 6332 |
| 23 WSKQ -FM | NEW YORK | 13189 | 62 WSB -AM | ATLANTA | 7610 | 101 WMMR -FM | PHILADELPHIA | 6326 |
| 24 WBBM -FM | CHICAGO | 12974 | 63 WOGL -FM | PHILADELPHIA | 7549 | 102 WMAQ -AM | CHICAGO | 6312 |
| 25 WTJM -FM | NEW YORK | 12393 | 64 WLS -AM | CHICAGO | 7544 | 103 WKYS -FM | WASHINGTON, DC | 6292 |
| 26 KYW -AM | PHILADELPHIA | 12046 | 65 WUSL -FM | PHILADELPHIA | 7492 | 104 KKDA -FM | DALLAS-FORT WORTH | 6266 |
| 27 WQCD -FM | NEW YORK | 12038 | 66 KYLD -FM | SAN FRANCISCO | 7453 | 105 WXCD -FM | CHICAGO | 6240 |
| 28 WGN -AM | CHICAGO | 11947 | 67 WWJ -AM | DETROIT | 7337 | 106 WMGK -FM | PHILADELPHIA | 6220 |
| 29 KNX -AM | LOS ANGELES | 11701 | 68 KABC -AM | LOS ANGELES | 7311 | 107 WODS -FM | BOSTON | 6205 |
| 30 KSCA -FM | LOS ANGELES | 11639 | 69 KJGO -FM | LOS ANGELES | 7258 | 108 WJUX -FM | BOSTON | 6190 |
| 31 KCBS -FM | LOS ANGELES | 11534 | 70 KLSX -FM | LOS ANGELES | 7241 | 109 WDRQ -FM | DETROIT | 6183 |
| 32 WOR -AM | NEW YORK | 10947 | 71 KMOX -AM | SAINT LOUIS | 7212 | 110 KDWB -FM | MINNEAPOLIS-SAINT PAUL | 6159 |
| 33 KBIG -FM | LOS ANGELES | 10267 | 72 WBCN -FM | BOSTON | 7190 | 111 WSB -FM | ATLANTA | 6147 |
| 34 KLOS -FM | LOS ANGELES | 10166 | 73 WLIT -FM | CHICAGO | 7126 | 112 WKQI -FM | DETROIT | 6113 |
| 35 WAXQ -FM | NEW YORK | 9997 | 74 WPGC -FM | WASHINGTON, DC | 7123 | 113 WEDR -FM | MIAMI-FORT LAUDERDALE | 6107 |
| 36 WBBM -AM | CHICAGO | 9965 | 75 KOIT -AF | SAN FRANCISCO | 7046 | 114 WTAM -AM | CLEVELAND | 6103 |
| 37 WKQX -FM | CHICAGO | 9946 | 76 WLUP -FM | CHICAGO | 6992 | 115 WCAA -FM | NEW YORK | 6096 |
| 38 KCMG -FM | LOS ANGELES | 9921 | 77 WBAP -AM | DALLAS-FORT WORTH | 6935 | 116 WFLZ -FM | TAMPA-SAINT PETERSBURG | 6042 |
| 39 KFWB -AM | LOS ANGELES | 9915 | KBXX -FM | HOUSTON | 6935 | 117 WWZZ -FM | WASHINGTON, DC | 5881 |

Based on TSA avg. ¼-hr. persons 12+, Mon-Sun, 6 AM-12 Midnight. TSA AQH estimates are shown in hundreds (00).

America's Leading Stations—12+ TSA Cume (00)

| | | | 12+ TSA | | | | 12+ TSA | | | | 12+ TSA |
|-------|----------|------------------------|-----------|-------|----------|--------------------------|-----------|-------|----------|--------------------------|-----------|
| Calls | Market | | Cume (00) | Calls | Market | | Cume (00) | Calls | Market | | Cume (00) |
| 118 | KIOI -AF | SAN FRANCISCO | 5868 | 184 | KMXV -FM | KANSAS CITY | 4559 | 250 | WFLC -FM | MIAMI-FORT LAUDERDALE | 3720 |
| 119 | WJJZ -FM | PHILADELPHIA | 5865 | 185 | WVMV -FM | DETROIT | 4545 | 251 | WTIC -FM | HARTFORD | 3713 |
| 120 | WRQX -FM | WASHINGTON, DC | 5822 | 186 | KISQ -FM | SAN FRANCISCO | 4538 | 252 | KKRW -FM | HOUSTON | 3712 |
| 121 | WBIG -FM | WASHINGTON, DC | 5770 | 187 | KSTP -FM | MINNEAPOLIS-SAINT PAUL | 4525 | 253 | WMXD -FM | DETROIT | 3709 |
| 122 | WRIF -FM | DETROIT | 5683 | 188 | WPCH -FM | ATLANTA | 4522 | 254 | KFMB -FM | SAN DIEGO | 3701 |
| 123 | KDMX -FM | DALLAS-FORT WORTH | 5614 | 189 | WKIE -FF | CHICAGO | 4492 | 255 | WALK -FM | NEW YORK | 3674 |
| 124 | WHYI -FM | MIAMI-FORT LAUDERDALE | 5603 | 190 | KEEY -FM | MINNEAPOLIS-SAINT PAUL | 4455 | 256 | WMXJ -FM | MIAMI-FORT LAUDERDALE | 3671 |
| 125 | KFRC -AF | SAN FRANCISCO | 5601 | 191 | KKSF -FM | SAN FRANCISCO | 4441 | 257 | WWSW -FM | PITTSBURGH | 3622 |
| 126 | KITS -FM | SAN FRANCISCO | 5586 | 192 | KILT -FM | HOUSTON | 4436 | 258 | WZJM -FM | CLEVELAND | 3620 |
| 127 | WYXR -FM | PHILADELPHIA | 5585 | 193 | WQAL -FM | CLEVELAND | 4431 | 259 | WBGJ -FM | MIAMI-FORT LAUDERDALE | 3616 |
| 128 | KRLD -AM | DALLAS-FORT WORTH | 5568 | 194 | KNDD -FM | SEATTLE-TACOMA | 4425 | 260 | KBQB -FM | HOUSTON | 3610 |
| | WHFS -FM | WASHINGTON, DC | 5568 | 195 | WASH -FM | WASHINGTON, DC | 4416 | 261 | KMLE -FM | PHOENIX | 3597 |
| 130 | KLLC -FM | SAN FRANCISCO | 5546 | 196 | KFOG -FM | SAN FRANCISCO | 4310 | 262 | KBCO -FM | DENVER | 3590 |
| 131 | KODA -FM | HOUSTON | 5521 | 197 | WNKS -FM | CHARLOTTE | 4297 | 263 | WGMS -FM | WASHINGTON, DC | 3581 |
| 132 | KIOI -FM | SAN FRANCISCO | 5485 | 198 | KNIX -FM | PHOENIX | 4294 | 264 | KBIX -FM | SAN FRANCISCO | 3578 |
| 133 | KTRH -AM | HOUSTON | 5451 | 199 | KLOL -FM | HOUSTON | 4271 | 265 | KRBV -FM | DALLAS-FORT WORTH | 3559 |
| 134 | WDTJ -FM | DETROIT | 5427 | 200 | WBBR -AM | NEW YORK | 4229 | | KOOL -FM | PHOENIX | 3559 |
| 135 | KIRO -AM | SEATTLE-TACOMA | 5426 | 201 | WALR -FM | ATLANTA | 4226 | 267 | WKRO -FM | CINCINNATI | 3540 |
| 136 | KLYY -FM | LOS ANGELES | 5421 | 202 | WHQT -FM | MIAMI-FORT LAUDERDALE | 4206 | 268 | WBOS -FM | BOSTON | 3537 |
| 137 | KDKA -AM | PITTSBURGH | 5367 | | WBLI -FM | NEW YORK | 4206 | 269 | KRFK -FM | DENVER | 3528 |
| 138 | KHMX -FM | HOUSTON | 5340 | 204 | KHTS -FM | SAN DIEGO | 4191 | 270 | WAMR -FM | MIAMI-FORT LAUDERDALE | 3495 |
| 139 | WKHX -FM | ATLANTA | 5331 | 205 | WXPT -FM | MINNEAPOLIS-SAINT PAUL | 4179 | 271 | WQSV -FM | BOSTON | 3491 |
| 140 | WDAF -FM | PHILADELPHIA | 5324 | 206 | KKRZ -FM | PORTLAND, OR | 4176 | 272 | KSJO -FM | SAN FRANCISCO | 3489 |
| 141 | KOA -AM | DENVER | 5284 | 207 | KTXQ -FM | DALLAS-FORT WORTH | 4123 | 273 | KJLH -FM | LOS ANGELES | 3487 |
| 142 | KBKS -FM | SEATTLE-TACOMA | 5268 | 208 | WMMS -FM | CLEVELAND | 4112 | 274 | KFRG -FM | RIVERSIDE-SAN BERNARDINO | 3484 |
| 143 | KTBS -FF | HOUSTON | 5182 | 209 | KZZP -FM | PHOENIX | 4103 | 275 | WTMI -FM | MIAMI-FORT LAUDERDALE | 3476 |
| 144 | WHUR -FM | WASHINGTON, DC | 5164 | 210 | WMAL -AM | WASHINGTON, DC | 4102 | 276 | WLVE -FM | MIAMI-FORT LAUDERDALE | 3463 |
| 145 | WBZZ -FM | PITTSBURGH | 5163 | 211 | KEZK -FM | SAINT LOUIS | 4083 | 277 | WEBN -FM | CINCINNATI | 3460 |
| 146 | WFOV -FM | ATLANTA | 5112 | 212 | WDOK -FM | CLEVELAND | 4072 | 278 | WROR -FM | BOSTON | 3442 |
| 147 | WXRT -FM | CHICAGO | 5082 | | KTNO -AM | LOS ANGELES | 4072 | 279 | KLTY -FM | DALLAS-FORT WORTH | 3418 |
| 148 | WGAY -FM | WASHINGTON, DC | 5036 | 214 | KSLZ -FM | SAINT LOUIS | 4060 | 280 | WTQR -FM | GREENSBORO-WINSTON SAL | 3415 |
| 149 | WMJI -FM | CLEVELAND | 5033 | 215 | WERO -FM | BALTIMORE | 4043 | 281 | KFBK -AM | SACRAMENTO | 3409 |
| 150 | WNNX -FM | ATLANTA | 5023 | 216 | WIL -FM | SAINT LOUIS | 4039 | 282 | XTRA -FM | SAN DIEGO | 3401 |
| 151 | KEGL -FM | DALLAS-FORT WORTH | 4972 | 217 | KFRC -FM | SAN FRANCISCO | 4038 | 283 | WXTB -FM | TAMPA-SAINT PETERSBURG | 3398 |
| 152 | WMZQ -FM | WASHINGTON, DC | 4962 | 218 | WTMJ -AM | MILWAUKEE | 4034 | 284 | WMMJ -FM | WASHINGTON, DC | 3397 |
| 153 | WZLX -FM | BOSTON | 4928 | 219 | KPLX -FM | DALLAS-FORT WORTH | 3995 | 285 | WTBT -FM | TAMPA-SAINT PETERSBURG | 3396 |
| 154 | KLDE -FM | HOUSTON | 4912 | 220 | WLYF -FM | MIAMI-FORT LAUDERDALE | 3993 | 286 | WBLI -FM | NASSAU-SUFFOLK | 3384 |
| 155 | WFBO -FM | INDIANAPOLIS | 4910 | 221 | WNCI -FM | COLUMBUS, OH | 3988 | 287 | WXDX -FM | PITTSBURGH | 3381 |
| 156 | WVDB -FM | PHILADELPHIA | 4883 | 222 | WJFK -FM | WASHINGTON, DC | 3973 | 288 | WXLL -FM | ORLANDO | 3376 |
| 157 | WKLS -FM | ATLANTA | 4882 | 223 | KBSS -AF | SEATTLE-TACOMA | 3958 | 289 | KSFO -AM | SAN FRANCISCO | 3373 |
| 158 | KTBS -FM | HOUSTON | 4876 | 224 | WJZW -FM | WASHINGTON, DC | 3950 | 290 | WFMS -FM | INDIANAPOLIS | 3368 |
| 159 | KUBE -FM | SEATTLE-TACOMA | 4863 | 225 | KTFM -FM | SAN ANTONIO | 3942 | 291 | WZAK -FM | CLEVELAND | 3367 |
| 160 | WKSS -FM | HARTFORD | 4854 | 226 | WDUV -FM | TAMPA-SAINT PETERSBURG | 3931 | 292 | WRAL -FM | RALEIGH-DURHAM | 3364 |
| 161 | KSCS -FM | DALLAS-FORT WORTH | 4839 | 227 | WHTA -FM | ATLANTA | 3922 | 293 | KKFR -FM | PHOENIX | 3354 |
| 162 | WCRB -FM | BOSTON | 4834 | | WGAR -FM | CLEVELAND | 3922 | 294 | WMMX -FM | BALTIMORE | 3349 |
| 163 | KFOG -FF | SAN FRANCISCO | 4833 | 229 | WLW -AM | CINCINNATI | 3921 | 295 | KOSI -FM | DENVER | 3335 |
| 164 | WEEI -AM | BOSTON | 4827 | 230 | WGST -AF | ATLANTA | 3912 | 296 | WWKA -FM | ORLANDO | 3313 |
| 165 | WPHI -FM | PHILADELPHIA | 4821 | 231 | KPLZ -FM | SEATTLE-TACOMA | 3898 | 297 | KLSY -FM | SEATTLE-TACOMA | 3311 |
| 166 | WCSX -FM | DETROIT | 4796 | 232 | KMJQ -FM | HOUSTON | 3889 | 298 | KYKY -FM | SAINT LOUIS | 3308 |
| 167 | WTOP -AM | WASHINGTON, DC | 4793 | 233 | KYGO -FM | DENVER | 3881 | 299 | WKLB -FM | BOSTON | 3302 |
| 168 | KDGE -FM | DALLAS-FORT WORTH | 4790 | 234 | KTAR -AM | PHOENIX | 3874 | 300 | KTJM -FM | HOUSTON | 3300 |
| 169 | WXXM -FM | PHILADELPHIA | 4781 | 235 | WWSW -AF | PITTSBURGH | 3867 | 301 | WFLA -AM | TAMPA-SAINT PETERSBURG | 3300 |
| | WDVE -FM | PITTSBURGH | 4781 | 236 | WVWW -FM | DETROIT | 3864 | 302 | WKIS -FM | MIAMI-FORT LAUDERDALE | 3294 |
| 171 | KZPS -FM | DALLAS-FORT WORTH | 4766 | 237 | WMMX -FM | CLEVELAND | 3844 | 303 | KQKS -FM | DENVER | 3279 |
| 172 | WXTU -FM | PHILADELPHIA | 4758 | 238 | KMPS -FM | SEATTLE-TACOMA | 3841 | 304 | WQUE -FM | NEW ORLEANS | 3277 |
| 173 | KVIL -FM | DALLAS-FORT WORTH | 4756 | 239 | WLTE -FM | MINNEAPOLIS-SAINT PAUL | 3811 | 305 | WOMX -FM | ORLANDO | 3274 |
| 174 | WAAF -FM | BOSTON | 4741 | 240 | CIMX -FM | DETROIT | 3810 | 306 | KACE -FF | LOS ANGELES | 3273 |
| 175 | KLUV -FM | DALLAS-FORT WORTH | 4734 | 241 | WBAL -AM | BALTIMORE | 3806 | 307 | WPEN -AM | PHILADELPHIA | 3254 |
| | WPLT -FM | DETROIT | 4734 | 242 | KGCI -FM | RIVERSIDE-SAN BERNARDINO | 3793 | 308 | WLLD -FM | TAMPA-SAINT PETERSBURG | 3244 |
| 177 | KOOL -FM | MINNEAPOLIS-SAINT PAUL | 4713 | 243 | WYAY -FM | ATLANTA | 3772 | 309 | KYNG -FM | DALLAS-FORT WORTH | 3241 |
| 178 | WIP -AM | PHILADELPHIA | 4622 | 244 | WARW -FM | WASHINGTON, DC | 3767 | 310 | WZTA -FM | MIAMI-FORT LAUDERDALE | 3231 |
| 179 | WCKG -FM | CHICAGO | 4606 | 245 | KSFM -FM | SACRAMENTO | 3764 | 311 | WPOC -FM | BALTIMORE | 3215 |
| 180 | WNCX -FM | CLEVELAND | 4605 | 246 | KALC -FM | DENVER | 3743 | 312 | WNIB -FM | CHICAGO | 3211 |
| 181 | WADO -AM | NEW YORK | 4593 | 247 | WYCD -FM | DETROIT | 3741 | | KOMO -AM | SEATTLE-TACOMA | 3211 |
| 182 | WRKO -AM | BOSTON | 4587 | 248 | WVVK -FM | KNOXVILLE | 3730 | 314 | WZGC -FM | ATLANTA | 3195 |
| | KDFC -FM | SAN FRANCISCO | 4587 | 249 | WDSY -FM | PITTSBURGH | 3727 | 315 | WFBC -FM | GREENVILLE-SPARTANBURG | 3195 |

Based on 12+ TSA Cume, Mon-Sun, 6 AM-12 Midnight. Estimates are shown in hundreds (00).

America's Leading Stations—12+ TSA Cume (00)

| | | 12+ TSA | | | | 12+ TSA | | | | 12+ TSA | |
|-------|----------|-------------------|------|-------|----------|------------------------|------|-------|----------|------------------------|------|
| Calls | Market | Cume (00) | | Calls | Market | Cume (00) | | Calls | Market | Cume (00) | |
| 316 | WLEY -FM | CHICAGO | 3173 | 329 | WTIC -AM | HARTFORD | 3115 | 341 | WENZ -FM | CLEVELAND | 3037 |
| 317 | WOWI -FM | NORFOLK | 3170 | 330 | WXSS -FM | MILWAUKEE | 3111 | 342 | KESZ -FM | PHOENIX | 3037 |
| 318 | KXXM -FM | SAN ANTONIO | 3166 | | XHTZ -FM | SAN DIEGO | 3111 | 343 | WRCH -FM | HARTFORD | 3035 |
| 319 | WZPL -FM | INDIANAPOLIS | 3154 | 332 | WPRO -FM | PROVIDENCE | 3104 | 344 | WXYV -FM | BALTIMORE | 3031 |
| 320 | KOAJ -FM | DALLAS-FORT WORTH | 3152 | 333 | WQYK -FM | TAMPA-SAINT PETERSBURG | 3079 | 345 | WXDJ -FM | MIAMI-FORT LAUDERDALE | 3027 |
| 321 | KLOU -FM | SAINT LOUIS | 3149 | 334 | WRR -FM | DALLAS-FORT WORTH | 3069 | 346 | KSTP -AM | MINNEAPOLIS-SAINT PAUL | 3020 |
| 322 | WPEG -FM | CHARLOTTE | 3143 | 335 | WNRO -FM | NASHVILLE | 3065 | 347 | KOXR -FM | MINNEAPOLIS-SAINT PAUL | 3016 |
| 323 | WHKO -FM | DAYTON | 3141 | 336 | KKHJ -AM | LOS ANGELES | 3061 | 348 | WRVW -FM | NASHVILLE | 3014 |
| 324 | WOJO -FM | CHICAGO | 3139 | 337 | WVYZ -FM | HARTFORD | 3059 | 349 | WXDG -FM | DETROIT | 3004 |
| 325 | KLTN -FM | HOUSTON | 3133 | 338 | WKIE -FM | CHICAGO | 3057 | 350 | VMGF -FM | ORLANDO | 3002 |
| 326 | WDRG -FM | HARTFORD | 3129 | 339 | KKSN -FM | PORTLAND, OR | 3053 | 351 | WJRR -FM | ORLANDO | 3000 |
| 327 | KIKK -FM | HOUSTON | 3123 | 340 | WKKX -FM | SAINT LOUIS | 3044 | | KSOL -FF | SAN FRANCISCO | 3000 |
| 328 | KQRC -FM | KANSAS CITY | 3116 | | | | | | | | |

Based on 12+ TSA Cume, Mon-Sun, 6 AM-12 Midnight. Estimates are shown in hundreds (00).

America's Leading Stations—12+ Metro Share

Based on Metro average ¼-hr. share, Mon-Sun, 6 AM-12 Midnight.

| | | 12+ Metro | | | | | |
|-------|----------|------------------------|--------|--------------|-----------------------------------|-------------|--|
| Calls | Market | Share | Format | Owner Name | | Revenue | |
| 1 | WFGY -FM | ALTOONA | 22.7 | Country | Forever Broadcasting | \$3,200,000 | |
| 2 | WKEE -FM | HUNTINGTON-ASHLAND | 22.0 | CHR | AMFM (to Clear Channel pend.) | 2,600,000 | |
| 3 | WIVK -FM | KNOXVILLE | 21.6 | Country | Dick Broadcasting Co. | 10,000,000 | |
| 4 | WZID -FM | MANCHESTER | 21.5 | AC | Saga Communications | 4,800,000 | |
| 5 | WXBQ -FM | JOHNSON CITY-KINGSPORT | 21.2 | Country | Bristol Broadcasting Co. Inc. | 5,000,000 | |
| 6 | WTHI -FM | TERRE HAUTE | 20.4 | Country | Emmis Communications | 1,750,000 | |
| 7 | WQBE -FM | CHARLESTON, WV | 20.3 | Country | Bristol Broadcasting Co. Inc. | 4,000,000 | |
| 8 | WDRM -FM | HUNTSVILLE | 19.4 | Country | AMFM (to Clear Channel pend.) | 5,200,000 | |
| 9 | WFXE -FM | COLUMBUS, GA | 18.5 | Black/Urban | Davis Broadcasting, Inc. | 1,800,000 | |
| 10 | WIKY -FM | EVANSVILLE | 18.4 | AC | South Central Communications | 3,800,000 | |
| 11 | KLLL -FM | LUBBOCK | 18.2 | Country | Pinnacle Broadcasting | 2,500,000 | |
| | WUSY -FM | CHATTANOOGA | 18.2 | Country | Cumulus Media | 5,500,000 | |
| 13 | WVSR -FM | CHARLESTON, WV | 17.9 | CHR | Bristol Broadcasting Co. Inc. | N/A | |
| 14 | KCCY -FM | PUEBLO | 17.8 | Country | McCoy | 1,000,000 | |
| 15 | WOVK -FM | WHEELING | 17.7 | Country | AMFM (to Clear Channel pend.) | 1,750,000 | |
| 16 | WTCR -FM | HUNTINGTON-ASHLAND | 17.5 | Country | AMFM (to Clear Channel pend.) | 3,000,000 | |
| 17 | WRTS -FM | ERIE | 17.0 | CHR | NextMedia | 1,000,000 | |
| 18 | WBWN -FM | BLOOMINGTON | 16.6 | Country | Bloomington Bcstg Corp. | 2,200,000 | |
| 19 | WIBW -FM | TOPEKA | 16.5 | Country | Morris Communications | 2,000,000 | |
| | WZFX -FM | FAYETTEVILLE, NC | 16.5 | Black/Urban | Beasley Broadcast Group | 3,800,000 | |
| 21 | WHWK -FM | BINGHAMTON | 16.4 | Country | Citadel Communications Corp. | 2,400,000 | |
| | WMTZ -FM | JOHNSTOWN | 16.4 | Country | Clear Channel Communications | 1,400,000 | |
| 23 | KMJJ -FM | SHREVEPORT | 16.1 | Black/Urban | Sunburst | 1,700,000 | |
| 24 | WFRG -FM | UTICA-ROME | 16.0 | Country | Regent Comm. | 2,100,000 | |
| | WJBC -AM | BLOOMINGTON | 16.0 | Full Service | Bloomington Bcstg Corp. | 2,700,000 | |
| 26 | KPRR -FM | EL PASO | 15.9 | CHR | Clear Channel Communications | 2,420,000 | |
| 27 | WKSF -FM | ASHEVILLE | 15.7 | Country | AMFM (to Clear Channel pend.) | 4,800,000 | |
| | WKYE -FM | JOHNSTOWN | 15.7 | AC | Forever Broadcasting | 1,200,000 | |
| 29 | KBFM -FM | McALLEN-BROWNSVILLE | 15.6 | CHR | Calendar Broadcasting, Inc. | 2,700,000 | |
| | WEAS -FM | SAVANNAH | 15.6 | Black/Urban | Cumulus Media | 1,300,000 | |
| 31 | WMGI -FM | TERRE HAUTE | 15.4 | CHR | Bright Tower Communications, Inc. | 1,000,000 | |
| | WOMP -FM | WHEELING | 15.4 | CHR | Liberty Media Group | 1,550,000 | |

America's Leading Stations—12+ Metro Share

Based on Metro average ¼-hr. share, Mon-Sun, 6 AM-12 Midnight.

| 12+ Metro | | | | | | |
|-----------|----------|--------------------------|--------|--------------|-------------------------------|-------------|
| Calls | Market | Share | Format | Owner Name | Revenue | |
| 33 | KFGO -AM | FARGO-MOORHEAD | 15.2 | Full Service | James Ingstad Broadcast Group | \$3,200,000 |
| | WHBX -FM | TALLAHASSEE | 15.2 | Black/Urban | Cumulus Media | 2,000,000 |
| 35 | WKML -FM | FAYETTEVILLE, NC | 14.9 | Country | Beasley Broadcast Group | 4,000,000 |
| 36 | WAAL -FM | BINGHAMTON | 14.7 | AOR/Class/NR | Citadel Communications Corp. | 1,600,000 |
| 37 | WIXX -FM | GREEN BAY | 14.6 | CHR | Midwest Communications, Inc. | 4,800,000 |
| | WKOA -FM | LAFAYETTE, IN | 14.6 | Country | Schurz Communications, Inc. | 2,000,000 |
| | WQUE -FM | NEW ORLEANS | 14.6 | Black/Urban | Clear Channel Communications | 6,140,000 |
| 40 | WITL -FM | LANSING | 14.4 | Country | Liggett Broadcast Group | 3,950,000 |
| | WMRV -FM | BINGHAMTON | 14.4 | CHR | Majac of Michigan, Inc. | 1,200,000 |
| 42 | KHAK -FM | CEDAR RAPIDS | 14.3 | Country | AMFM (to Clear Channel pend.) | 2,800,000 |
| 43 | WZOK -FM | ROCKFORD | 14.2 | CHR | Connoisseur Communications | 2,450,000 |
| 44 | WBNQ -FM | BLOOMINGTON | 14.1 | CHR | Bloomington Bcstg Corp. | 1,860,000 |
| | WDEN -AF | MACON | 14.1 | Country | U.S. Broadcasting, LP | 3,100,000 |
| 46 | WZHT -FM | MONTGOMERY | 14.0 | Black/Urban | AMFM (to Clear Channel pend.) | 2,900,000 |
| 47 | KZIA -FM | CEDAR RAPIDS | 13.9 | CHR | KRNA, Inc. | 660,000 |
| | WSRS -FM | WORCESTER | 13.9 | Soft AC | AMFM (to Clear Channel pend.) | 5,100,000 |
| 49 | KMAJ -FM | TOPEKA | 13.7 | AC | Cumulus Media | 1,700,000 |
| | WWNC-AM | ASHEVILLE | 13.7 | Full Service | AMFM (to Clear Channel pend.) | 1,700,000 |
| 51 | WRNS -FM | GREENV'L-NEW BERN-JACK | 13.4 | Country | Pinnacle Broadcasting | 4,400,000 |
| 52 | WKCQ -FM | SAGINAW-BAY CITY-MIDLAND | 13.3 | Country | MacDonald Broadcasting Co. | 3,100,000 |
| 53 | WAEB -FM | ALLENTOWN-BETHLEHEM | 13.2 | CHR | AMFM (to Clear Channel pend.) | 5,700,000 |
| | WKKO -FM | TOLEDO | 13.2 | Country | Cumulus Media | 6,500,000 |
| 55 | KMOX -AM | SAINT LOUIS | 13.1 | Full Service | CBS/Infinity | 23,700,000 |
| | WLWI -FM | MONTGOMERY | 13.1 | Country | Cumulus Media | 3,800,000 |
| 57 | WBLM -FM | PORTLAND, ME | 13.0 | AOR/Class/NR | Citadel Communications | 3,200,000 |
| 58 | WXTA -FM | ERIE | 12.9 | Country | Regent Communications, Inc. | 1,300,000 |
| 59 | WEZN -FM | BRIDGEPORT | 12.8 | Soft AC | Cox Radio | 6,200,000 |
| | WICC -AM | BRIDGEPORT | 12.8 | Full Service | Aurora Communications, LLC | 3,100,000 |
| 61 | WFMS -FM | INDIANAPOLIS | 12.7 | Country | Susquehanna Radio Corp. | 12,610,000 |
| 62 | KSSN -FM | LITTLE ROCK | 12.6 | Country | Clear Channel Communications | 3,800,000 |
| | WHTS -FM | DAVENPRT-R. ISL.-MOLINE | 12.6 | CHR | Sconnix Broadcasting | 1,400,000 |
| | WKFR -FM | KALAMAZOO | 12.6 | CHR | Cumulus Media | 2,250,000 |
| | WOWI -FM | NORFOLK | 12.6 | Black/Urban | Clear Channel Communications | 6,400,000 |
| | WRKT -FM | ERIE | 12.6 | AOR/Class/NR | NextMedia | 1,200,000 |
| 67 | KTTS -FM | SPRINGFIELD, MO | 12.5 | Country | Journal Broadcast Group | 3,600,000 |
| | WNDV -FM | SOUTH BEND | 12.5 | CHR | Artistic | N/A |
| | WPEZ -FM | MACON | 12.5 | AC | U.S. Broadcasting, LP | 1,800,000 |
| | WXBW -FM | PENSACOLA | 12.5 | Country | AMFM (to Clear Channel pend.) | 4,400,000 |
| | WZYP -FM | HUNTSVILLE | 12.5 | CHR | Athens Broadcasting | 2,400,000 |
| 72 | WHO -AM | DES MOINES | 12.4 | Full Service | Clear Channel Communications | 7,200,000 |
| | WPCV -FM | LAKELAND-WINTER HAVEN | 12.4 | Country | Hall | N/A |
| 74 | WALY -FM | ALTOONA | 12.3 | Oldies | Forever Broadcasting | 600,000 |
| | WDZZ -FM | FLINT | 12.3 | Black/Urban | Connoisseur Communications | 3,200,000 |
| | WVLK -FM | LEXINGTON | 12.3 | Country | Cumulus Media | 4,600,000 |
| 77 | KKCV -FM | WATERLOO-CEDAR FALLS | 12.2 | Country | Connoisseur Communications | 1,500,000 |
| | KKNU -FM | EUGENE-SPRINGFIELD | 12.2 | Country | McKenzie River Bcg. | N/A |
| 79 | WHBC -AM | CANTON | 12.1 | Full Service | Beaverkettle Co. | 2,500,000 |
| | WLLR -FM | DAVENPORT-R. ISL.-MOLINE | 12.1 | Country | Sconnix Broadcasting | 3,300,000 |

America's Leading Stations—12+ Metro Share

Based on Metro average ¼-hr. share, Mon-Sun, 6 AM-12 Midnight.

12+ Metro

| Calls | Market | Share | Format | Owner Name | Revenue |
|--------------|---------------------------|-------|--------------|-------------------------------|-------------|
| 81 KDKS -FM | SHREVEPORT | 12.0 | Black/Urban | C&M Broadcasting Co. | \$1,200,000 |
| WAMZ -FM | LOUISVILLE | 12.0 | Country | Clear Channel Communications | 8,900,000 |
| 83 KUZZ -AF | BAKERSFIELD | 11.9 | Country | Buck Owens Productions | 3,500,000 |
| WAVV -FM | FORT MYERS-NAPLES | 11.9 | Standards/EZ | Alpine Broadcasting | 1,750,000 |
| WBYT -FM | SOUTH BEND | 11.9 | Country | Federated | N/A |
| WKRZ -FF | WILKES BARRE-SCRANTON | 11.9 | CHR | Entercom | 5,700,000 |
| WWWZ-FM | CHARLESTON, SC | 11.9 | Black/Urban | Citadel Communications Corp. | 2,600,000 |
| 88 WASK -AF | LAFAYETTE, IN | 11.8 | Oldies | Schurz Communications, Inc. | 850,000 |
| WJMI -FM | JACKSON, MS | 11.8 | Black/Urban | Clear Channel Communications | 3,200,000 |
| WZEE -FM | MADISON | 11.8 | CHR | AMFM (to Clear Channel pend.) | 3,400,000 |
| 91 KCCN -FM | HONOLULU | 11.7 | Other | KHWY, Inc. | 2,700,000 |
| KIIM -FM | TUCSON | 11.7 | Country | Slone Broadcasting | 6,430,000 |
| WHAS -AM | LOUISVILLE | 11.7 | Full Service | Clear Channel Communications | 9,500,000 |
| 94 KBNA -AF | EL PASO | 11.6 | Hispanic | Hispanic Broadcasting Corp. | 3,970,000 |
| KFMW -FM | WATERLOO-CEDAR FALLS | 11.6 | AOR/Class/NR | Bahakel Communications, Inc. | 1,050,000 |
| KOEL -FM | WATERLOO-CEDAR FALLS | 11.6 | Country | Connoisseur Communications | 1,250,000 |
| 97 KFDI -FM | WICHITA | 11.5 | Country | Journal Broadcast Group | 5,400,000 |
| WHKO -FM | DAYTON | 11.5 | Country | Cox Radio | 6,900,000 |
| WQUT -FM | JOHN. CITY-K'SPRT-BRISTOL | 11.5 | AOR/Class/NR | Bloomington Bcstg Corp. | 2,700,000 |
| 100 KDUK -FM | EUGENE-SPRINGFIELD | 11.4 | CHR | McCoy | N/A |
| WHBC -FM | CANTON | 11.4 | AC | Beaverkettle Co. | 3,000,000 |
| WKXB -FM | WILMINGTON, NC | 11.4 | Black/Urban | Sea-Comm, Inc. | 690,000 |

America's Leading Stations—12+ Metro Cume Rating

Based on Metro persons 12+ cume rating, Mon-Sun, 6 AM-12 Midnight.

| Calls | Market | 12+ Metro Cume Rtg | Calls | Market | 12+ Metro Cume Rtg | Calls | Market | 12+ Metro Cume Rtg |
|-------------|--------------------------|--------------------|-------------|------------------------|--------------------|-------------|--------------------|--------------------|
| 1 WTHI -FM | TERRE HAUTE | 38.6 | 26 KLLL -FM | LUBBOCK | 31.1 | 51 KTFM -FM | SAN ANTONIO | 27.3 |
| 2 WFGY -FM | ALTOONA | 37.9 | 27 WZEE -FM | MADISON | 31.0 | 52 WLAN -FM | LANCASTER | 27.1 |
| 3 WXBQ -FM | JOHN CITY-K'PORT-BRISTOL | 36.9 | 28 WOVK -FM | WHEELING | 30.9 | 53 WAAL -FM | BINGHAMTON | 27.0 |
| 4 WKEE -FM | HUNTINGTON-ASHLAND | 36.3 | WHTS -FM | DAVENPORT-R. I.-MOLINE | 30.9 | 54 WHBX -FM | TALLAHASSEE | 26.9 |
| 5 KPRR -FM | EL PASO | 36.0 | WUSY -FM | CHATTANOOGA | 30.9 | KHAK -FM | CEDAR RAPIDS | 26.9 |
| 6 KBFM -FM | MCCALLEN-BROWNSVILLE | 35.2 | 31 WAZY -FM | LAFAYETTE, IN | 30.8 | 56 WZHT -FM | MONTGOMERY | 26.8 |
| 7 WRTS -FM | ERIE | 35.1 | 32 KMOX -AM | SAINT LOUIS | 30.7 | 57 WVKs -FM | TOLEDO | 26.5 |
| 8 WIXX -FM | GREEN BAY | 35.0 | 33 WKFR -FM | KALAMAZOO | 29.9 | KZII -FM | LUBBOCK | 26.5 |
| 9 WMRV -FM | BINGHAMTON | 34.7 | 34 WZYP -FM | HUNTSVILLE | 29.8 | KFDI -FM | WICHITA | 26.5 |
| 10 WIVK -FM | KNOXVILLE | 34.6 | 35 WDAY -FM | FARGO-MOORHEAD | 29.7 | 60 KYW -AM | PHILADELPHIA | 26.3 |
| 11 WOMP -FM | WHEELING | 34.3 | 36 KZIA -FM | CEDAR RAPIDS | 29.3 | KMJJ -FM | SHREVEPORT | 26.3 |
| 12 WIKY -FM | EVANSVILLE | 34.1 | 37 WEZN -FM | BRIDGEPORT | 29.1 | 62 WIBW -FM | TOPEKA | 26.2 |
| 13 WKRZ -FF | WILKES BARRE-SCRANTON | 33.9 | WZFX -FM | FAYETTEVILLE, NC | 29.1 | WQSM -FM | FAYETTEVILLE, NC | 26.2 |
| 14 WBNQ -FM | BLOOMINGTON | 33.8 | 39 WBWN -FM | BLOOMINGTON | 28.8 | WNTQ -FM | SYRACUSE | 26.2 |
| 15 WQBE -FM | CHARLESTON, WV | 33.5 | 40 WKSF -FM | ASHEVILLE | 28.7 | WFRG -FM | UTICA-ROME | 26.2 |
| 16 WVSR -FM | CHARLESTON, WV | 33.1 | 41 KCCY -FM | PUEBLO | 28.6 | 66 KDUK -FM | EUGENE-SPRINGFIELD | 26.1 |
| 17 KGOT -FM | ANCHORAGE | 32.8 | WMGI -FM | TERRE HAUTE | 28.6 | 67 WHTT -FM | BUFFALO | 26.0 |
| WDRM -FM | HUNTSVILLE | 32.8 | 43 WPRR -FM | ALTOONA | 28.2 | WAMZ -FM | LOUISVILLE | 26.0 |
| 19 KKLS -FM | SIoux FALLS | 32.6 | 44 WTCR -FM | HUNTINGTON-ASHLAND | 28.1 | WLWI -FM | MONTGOMERY | 26.0 |
| 20 WZOK -FM | ROCKFORD | 32.5 | 45 WMTZ -FM | JOHNSTOWN | 27.9 | WTAM -AM | CLEVELAND | 26.0 |
| 21 WFXE -FM | COLUMBUS, GA | 32.1 | 46 KFGO -AM | FARGO-MOORHEAD | 27.8 | 71 WXBM -FM | PENSACOLA | 25.9 |
| 22 WZID -FM | MANCHESTER | 32.0 | 47 WHOT -FM | YOUNGSTOWN | 27.7 | KTTS -FM | SPRINGFIELD, MO | 25.9 |
| WJBC -AM | BLOOMINGTON | 32.0 | WKYE -FM | JOHNSTOWN | 27.7 | KFRX -FM | LINCOLN | 25.9 |
| 24 WNDV -FM | SOUTH BEND | 31.6 | KJYO -FM | OKLAHOMA CITY | 27.7 | 74 KKMG -FM | COLORADO SPRINGS | 25.8 |
| 25 WAEB -FM | ALLENTOWN-BETHLEHEM | 31.5 | 50 WWCK -FM | FLINT | 27.5 | KVOX -FM | FARGO-MOORHEAD | 25.8 |
| | | | | | | WICC -AM | BRIDGEPORT | 25.8 |

America's Leading Stations—12+ Metro Cume Rating

Based on Metro persons 12+ cume rating, Mon-Sun, 6 AM-12 Midnight.

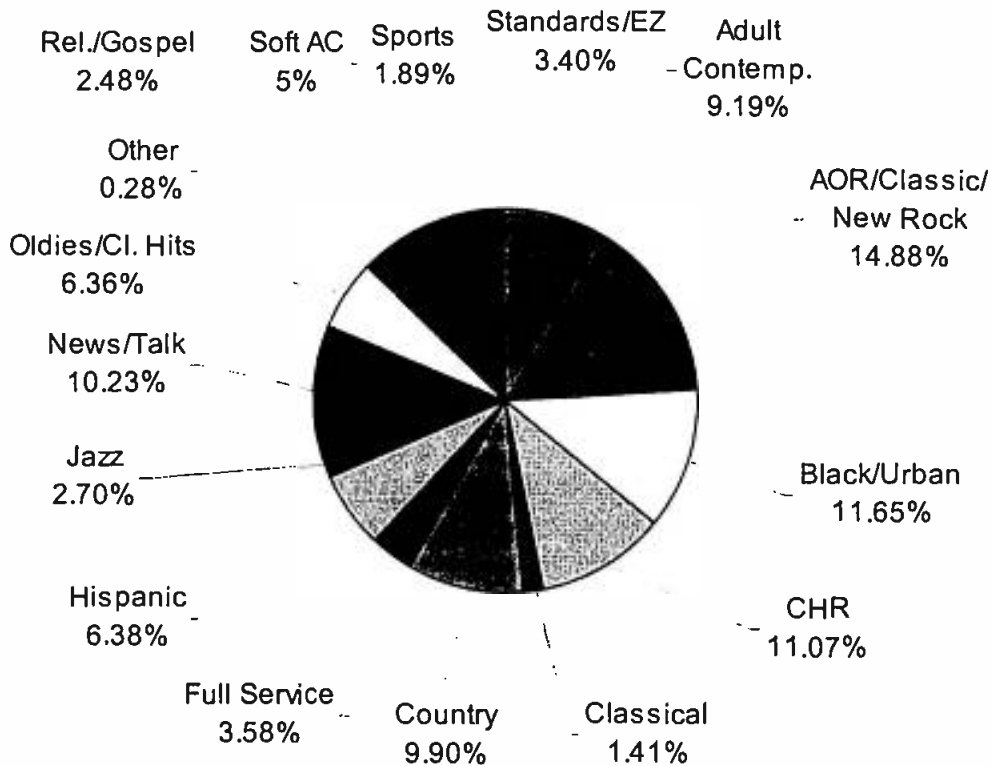
| Calls | Market | 12+ Metro Cume Rtg | Calls | Market | 12+ Metro Cume Rtg | Calls | Market | 12+ Metro Cume Rtg |
|-------------|---------------|--------------------|-------------|--------------------------|--------------------|--------------|----------------|--------------------|
| 77 KBNA -AF | EL PASO | 25.7 | WALY -FM | ALTOONA | 24.6 | 99 WNCI -FM | COLUMBUS, OH | 24.1 |
| 78 KMXV -FM | KANSAS CITY | 25.6 | WHBC -AM | CANTON | 24.6 | KSSN -FM | LITTLE ROCK | 24.1 |
| WSRS -FM | WORCESTER | 25.6 | KKRD -FM | WICHITA | 24.6 | WJMI -FM | JACKSON, MS | 24.1 |
| 80 WGBD -FM | LAFAYETTE, IN | 25.5 | 91 WKQC -FM | SAGINAW-BAY CITY-MIDL'ND | 24.5 | WTIC -AM | HARTFORD | 24.1 |
| 81 WNNK -FM | HARRISBURG | 25.1 | KSTZ -FM | DES MOINES | 24.5 | WAPE -FM | JACKSONVILLE | 24.1 |
| 82 KRQQ -FM | TUCSON | 25.0 | 93 KWIN -FM | STOCKTON | 24.3 | 104 WTMJ -AM | MILWAUKEE | 24.0 |
| 83 WJBQ -FM | PORTLAND, ME | 24.9 | WFBC -FM | GREENVILLE-SPARTANB'RG | 24.3 | WFXA -FM | AUGUSTA, GA | 24.0 |
| KSMB -FM | LAFAYETTE, LA | 24.9 | WGIR -FM | MANCHESTER | 24.3 | KZFM -FM | CORPUS CHRISTI | 24.0 |
| 85 WHAS -AM | LOUISVILLE | 24.8 | 96 WITL -FM | LANSING | 24.2 | WHWK -FM | BINGHAMTON | 24.0 |
| 86 WVLC -FM | LEXINGTON | 24.7 | KKCV -FM | WATERLOO-CEDAR FALLS | 24.2 | WHKO -FM | DAYTON | 24.0 |
| 87 WHZZ -FM | LANSING | 24.6 | WHAM -AM | ROCHESTER, NY | 24.2 | | | |

1999 Format Listenership

Based on Metro ¼-hr. average persons 12+, Mon-Sun, 6 AM-12 Midnight. Every station listed in the market report is included. Simulcast facilities count as two stations.

Ten Years After: Rock's still on top

| Format | 1999 Fmt % | Format | 1999 Fmt % | Format | 1999 Fmt % |
|----------------------|------------|--------------------------|------------|-----------------|------------|
| AOR/Classic/New Rock | 14.88 | Hispanic | 6.38 | Jazz | 2.70 |
| Black/Urban | 11.65 | Oldies/Classic Hits | 6.36 | Religion/Gospel | 2.48 |
| CHR | 11.07 | Soft AC | 4.60 | Sports | 1.89 |
| News/Talk | 10.23 | Full Service | 3.58 | Classical | 1.41 |
| Country | 9.90 | Standards/Easy Listening | 3.40 | Others/Unknown | 0.28 |
| Adult Contemporary | 9.19 | | | | |



Changes in Format Percentages

CHR has reinvented itself yet again, posting a 10.7% gain in format share this year after 1998's 10% gain. Religious/Gospel stations staged an impressive 16% gain this year, after dropping a bit more than 4% in 1998. The growth in Sports has halted for the moment, down 0.5% for the year. The format category was up 11.4% in 1998, the best gain that year.

Country, Oldies and Classical recorded another year of declines. Last year, the shift in pairing of Easy Listening stations from Soft AC to Standards caused some decrease for Soft AC and a gain for Standards, but did not significantly affect the formats' results. This year is a different story: Standards/Easy Listening is down 10.5% in total quarter hours.

One-year performance: AQHs and station-counts

| Format | 1999 | 1998 | 1999 | 1998 | % Chg. | 99 v 98 |
|--------------------------|-------|-------|-----------|-----------|--------|-----------|
| | AQH | AQH | # of Stns | # of Stns | AQH | # of Stns |
| Adult Contemporary | 21264 | 21616 | 425 | 417 | -1.6% | +8 |
| AOR/Classic/New Rock | 34429 | 33760 | 715 | 711 | +2.0% | +4 |
| Black/Urban | 26953 | 25747 | 364 | 332 | +4.7% | +32 |
| CHR | 25602 | 22938 | 397 | 354 | +11.6% | +43 |
| Classical | 3259 | 3535 | 48 | 51 | -7.8% | -3 |
| Country | 22907 | 24379 | 560 | 586 | -6.0% | -26 |
| Full Service | 8284 | 8401 | 141 | 140 | -1.4% | +1 |
| Hispanic | 14758 | 13861 | 270 | 245 | +6.5% | +25 |
| Jazz | 6241 | 6458 | 95 | 99 | -3.4% | -4 |
| News/Talk | 23657 | 23238 | 488 | 472 | +1.8% | +16 |
| Oldies/Classic Hits | 14721 | 15954 | 377 | 370 | -7.7% | +7 |
| Others/Unknown | 637 | 455 | 31 | 22 | +40.0% | +9 |
| Religion/Gospel | 5727 | 4953 | 336 | 338 | +15.6% | -2 |
| Soft AC | 10642 | 10830 | 168 | 163 | -1.7% | +5 |
| Sports | 4368 | 4389 | 162 | 150 | -0.5% | +12 |
| Standards/Easy Listening | 7864 | 8786 | 271 | 282 | -10.5% | -11 |

Based on Metro ¼-hr. average persons 12+, Mon-Sun, 6 AM-12 Midnight. Every station listed in the market report is included. Simulcast facilities count as two stations.

Performance snapshots

Format share-point changes: One, two, five and 10 years

| Format | One year ago: '99 v '98 | | Two years ago: '99 v '97 | | Five years ago: '99 v '94 | | Ten years ago: '99 v '89 | |
|--------------------------|-------------------------|---------------|--------------------------|---------------|---------------------------|---------------|--------------------------|---------------|
| | Share Pt Chg | Pct Chg up/dn | Share Pt Chg | Pct Chg up/dn | Share Pt Chg | Pct Chg up/dn | Share Pt Chg | Pct Chg up/dn |
| Adult Contemporary | -0.24 | -2.5 | -0.02 | -0.2 | 0.36 | +4.1 | N/A | N/A |
| AOR/Classic/New Rock | 0.16 | +1.1 | 0.27 | +1.9 | -0.62 | -4.0 | 2.00 | +15.56 |
| Black/Urban | 0.42 | +3.8 | 0.63 | +5.7 | 3.30 | +39.5 | 3.30 | +39.55 |
| CHR | 1.07 | +10.7 | 2.00 | +22.0 | 1.09 | +10.9 | -4.93 | -30.82 |
| Classical | -0.13 | -8.5 | -0.31 | -18.1 | -0.12 | -7.9 | -0.07 | -4.80 |
| Country | -0.73 | -6.8 | -1.61 | -14.0 | -3.90 | -28.2 | -0.92 | -8.47 |
| Full Service | -0.08 | -2.2 | 0.01 | +0.3 | -0.01 | -0.2 | -1.01 | -21.98 |
| Hispanic | 0.34 | +5.6 | 0.49 | +8.3 | 2.05 | +47.3 | 3.50 | +121.53 |
| Jazz | -0.12 | -4.3 | -0.17 | -6.0 | 0.77 | +39.8 | 0.99 | +57.78 |
| News/Talk | 0.1 | +1.0 | -0.11 | -1.1 | -2.32 | -18.5 | 0.22 | +2.17 |
| Oldies/Classic Hits | -0.6 | -8.6 | -0.90 | -12.3 | -0.68 | -9.6 | N/A | N/A |
| Others/Unknown | 0.08 | +37.7 | 0.00 | -1.6 | -0.21 | -43.8 | -0.32 | -54.10 |
| Religion/Gospel | 0.32 | +14.6 | 0.23 | +10.0 | 0.65 | +35.3 | 0.64 | +34.56 |
| Soft AC | -0.12 | -2.5 | -0.30 | -6.1 | -2.19 | -32.2 | -2.62 | -36.28 |
| Sports | -0.02 | -1.1 | 0.18 | +10.4 | N/A | N/A | N/A | N/A |
| Standards/Easy Listening | -0.43 | -11.2 | -0.37 | -9.8 | -0.07 | -2.0 | 0.36 | +11.83 |

* EZ Listening was split from Soft AC and combined with Standards based on the similarity of demographic appeal of the latter two. This has skewed both categories' performance against 1993 and 1988 results.

Ten Years of Format Shares: 1989-99

(sorted by 1999 Format Shares)

| Format | Fmt % AM 1999 | Fmt % FM 1999 | Fmt % 1999 | Fmt % 1998 | Fmt % 1997 | Fmt % 1996 | Fmt % 1995 | Fmt % 1994 | Fmt % 1993 | Fmt % 1992 | Fmt % 1991 | Fmt % 1990 | Fmt % 1989 |
|--------------------------|------------------|------------------|---------------|---------------|---------------|---------------|---------------|---------------|---------------|---------------|---------------|---------------|---------------|
| AOR/Classic/New Rock | 0.00 | 18.89 | 14.88 | 14.72 | 14.61 | 14.74 | 14.62 | 15.50 | 14.58 | 14.83 | 14.44 | 13.45 | 12.88 |
| Black/Urban | 2.84 | 14.02 | 11.65 | 11.23 | 11.02 | 10.77 | 10.19 | 8.35 | 9.24 | 8.49 | 8.60 | 8.97 | 8.35 |
| CHR | 0.04 | 14.03 | 11.07 | 10.00 | 9.07 | 8.36 | 8.95 | 9.98 | 10.45 | 11.16 | 12.15 | 15.02 | 16.00 |
| News/Talk | 42.88 | 1.45 | 10.23 | 10.13 | 10.34 | 11.45 | 11.52 | 12.55 | 13.41 | 11.31 | 11.30 | 9.91 | 10.01 |
| Country | 0.94 | 12.31 | 9.90 | 10.63 | 11.51 | 12.17 | 13.30 | 13.80 | 13.82 | 13.32 | 11.95 | 11.04 | 10.82 |
| Adult Contemporary | 0.07 | 11.65 | 9.19 | 9.43 | 9.21 | 8.27 | 8.22 | 8.83 | 9.17 | | | | |
| Hispanic | 7.78 | 6.00 | 6.38 | 6.04 | 5.89 | 5.41 | 4.89 | 4.33 | 4.12 | 4.13 | 3.45 | 3.41 | 2.88 |
| Oldies/Classic Hits | 0.61 | 7.91 | 6.36 | 6.96 | 7.26 | 7.61 | 7.72 | 7.04 | 7.04 | | | | |
| Soft AC | 0.11 | 5.81 | 4.60 | 4.72 | 4.90 | 5.02 | 5.82 | 6.79 | 7.86 | 8.24 | 8.31 | 6.19 | 7.22 |
| Full Service | 16.31 | 0.16 | 3.58 | 3.66 | 3.57 | 3.64 | 3.45 | 3.59 | 3.93 | 3.70 | 3.90 | 4.42 | 4.59 |
| Standards/Easy Listening | 12.18 | 1.04 | 3.40 | 3.83 | 3.77 | 3.88 | 3.54 | 3.47 | 1.89 | 3.34 | 3.48 | 3.25 | 3.04 |
| Jazz | 0.01 | 3.42 | 2.70 | 2.82 | 2.87 | 2.86 | 2.35 | 1.93 | 1.69 | 1.65 | 1.77 | 1.62 | 1.71 |
| Religion/Gospel | 6.52 | 1.39 | 2.48 | 2.16 | 2.25 | 2.16 | 2.10 | 1.83 | 2.08 | 1.89 | 1.96 | 2.09 | 1.84 |
| Sports | 8.84 | 0.02 | 1.89 | 1.91 | 1.71 | 1.75 | 1.42 | | | | | | |
| Classical | 0.11 | 1.76 | 1.41 | 1.54 | 1.72 | 1.67 | 1.56 | 1.53 | 1.54 | 1.59 | 1.68 | 1.63 | 1.48 |
| Others/Unknown | 0.76 | 0.14 | 0.28 | 0.20 | 0.28 | 0.23 | 0.34 | 0.49 | 0.45 | 0.37 | 0.24 | 0.42 | 0.60 |

Notes. EZ Listening was split from Soft AC and combined with Standards based on the similarity of demographic appeal of the latter two. Sports was split off from News/Talk in Spring 1995; AC and Oldies were split in Spring 1993.

Format Favorites, Part 1: Best Markets for Various Formats

Adult Contemporary Nat'l Avg.: 9.19%

| Rank | Market | Fmt Pct. |
|------|--------------------------|----------|
| 1 | MANCHESTER | 30.8 |
| 2 | EVANSVILLE | 27.0 |
| 3 | SPRINGFIELD, MA | 25.5 |
| 4 | ATLANTIC CITY-CAPE MAY | 24.1 |
| 5 | RENO | 22.3 |
| 6 | TOPEKA | 22.2 |
| 7 | KALAMAZOO | 20.2 |
| 8 | LEXINGTON | 20.2 |
| 9 | HONOLULU | 20.1 |
| 10 | SPRINGFIELD, MO | 20.0 |
| 11 | DULUTH-SUPERIOR | 19.1 |
| 12 | CEDAR RAPIDS | 18.9 |
| 13 | BOSTON | 18.8 |
| 14 | JOHNSTOWN | 18.6 |
| 15 | GREENSBORO-WINSTON SALEM | 18.3 |
| 16 | TOLEDO | 17.9 |
| 17 | CANTON | 17.3 |
| 18 | ERIE | 17.2 |
| 19 | MODESTO | 17.1 |
| 20 | WORCESTER | 16.7 |
| 21 | SANTA ROSA | 16.4 |
| 22 | LAS VEGAS | 16.4 |
| 23 | WHEELING | 15.6 |
| 24 | ANN ARBOR | 15.4 |
| 25 | PORTLAND, OR | 15.2 |

AOR/Classic/New Rock Nat'l Avg.: 14.88%

| Rank | Market | Fmt Pct. |
|------|----------------------------|----------|
| 1 | PORTSMOUTH-DOVER-ROCHESTER | 34.4 |
| 2 | DENVER | 30.8 |
| 3 | PORTLAND, ME | 28.9 |
| 4 | APPLETON-OSHKOSH | 27.3 |
| 5 | BINGHAMTON | 26.9 |
| 6 | MINNEAPOLIS-SAINT PAUL | 26.7 |
| 7 | GRAND RAPIDS | 26.4 |
| 8 | RENO | 26.4 |
| 9 | MADISON | 26.4 |
| 10 | SPRINGFIELD, MA | 25.8 |

Black/Urban Nat'l Avg.: 11.65%

| Rank | Market | Fmt Pct. |
|------|-----------------------------|----------|
| 11 | FARGO-MOORHEAD | 25.6 |
| 12 | MANCHESTER | 25.6 |
| 13 | LAFAYETTE, IN | 25.2 |
| 14 | GREEN BAY | 25.1 |
| 15 | WORCESTER | 24.9 |
| 16 | LANSING | 24.9 |
| 17 | TALLAHASSEE | 24.5 |
| 18 | FORT WAYNE | 24.4 |
| 19 | UTICA-ROME | 24.4 |
| 20 | LINCOLN | 24.2 |
| 21 | PEORIA | 24.1 |
| 22 | BOISE | 23.9 |
| 23 | COLUMBUS, OH | 23.8 |
| 24 | SYRACUSE | 23.6 |
| 25 | SPOKANE | 23.2 |
| 1 | COLUMBUS, GA | 41.5 |
| 2 | MONTGOMERY | 37.3 |
| 3 | MEMPHIS | 37.2 |
| 4 | NEW ORLEANS | 35.4 |
| 5 | WILMINGTON, NC | 33.3 |
| 6 | SHREVEPORT | 31.5 |
| 7 | AUGUSTA, GA | 30.3 |
| 8 | WASHINGTON, DC | 30.2 |
| 9 | BATON ROUGE | 28.9 |
| 10 | JACKSON, MS | 28.7 |
| 11 | SAVANNAH | 27.8 |
| 12 | BALTIMORE | 27.1 |
| 13 | MACON | 26.9 |
| 14 | FAYETTEVILLE, NC | 25.9 |
| 15 | RICHMOND | 25.6 |
| 16 | CHARLESTON, SC | 25.1 |
| 17 | BIRMINGHAM | 24.6 |
| 18 | ATLANTA | 24.5 |
| 19 | COLUMBIA, SC | 24.1 |
| 20 | MOBILE | 23.8 |
| 21 | DETROIT | 21.0 |
| 22 | NORFOLK | 20.3 |
| 23 | GREENVILLE-NEW BERN-J'VILLE | 20.2 |

CHR Nat'l Avg.: 11.07%

| Rank | Market | Fmt Pct. |
|------|-----------------------|----------|
| 24 | FLINT | 19.7 |
| 25 | TALLAHASSEE | 19.5 |
| 26 | LAFAYETTE, LA | 19.5 |
| 1 | HUNTINGTON-ASHLAND | 27.0 |
| 2 | CHARLESTON, WV | 24.9 |
| 3 | GREEN BAY | 24.7 |
| 4 | OMAHA | 22.3 |
| 5 | ROCKFORD | 22.2 |
| 6 | WILMINGTON, DE | 21.7 |
| 7 | WILKES BARRE-SCRANTON | 21.6 |
| 8 | LUBBOCK | 21.1 |
| 9 | ALLENTOWN-BETHLEHEM | 21.0 |
| 10 | SAN ANTONIO | 20.8 |
| 11 | SACRAMENTO | 20.4 |
| 12 | ERIE | 19.7 |
| 13 | APPLETON-OSHKOSH | 19.4 |
| 14 | TERRE HAUTE | 19.2 |
| 15 | PROVIDENCE | 18.9 |
| 16 | DES MOINES | 18.8 |
| 17 | FORT WAYNE | 18.4 |
| 18 | SOUTH BEND | 18.3 |
| 19 | HONOLULU | 18.3 |
| 20 | LINCOLN | 18.0 |
| 21 | HARRISBURG | 18.0 |
| 22 | McALLEN-BROWNSVILLE | 17.8 |
| 23 | STOCKTON | 17.8 |
| 24 | ANCHORAGE | 17.8 |
| 25 | SYRACUSE | 17.7 |

Classical Nat'l Avg.: 1.41%

| Rank | Market | Fmt Pct. |
|------|-----------------------------|----------|
| 1 | ALBUQUERQUE | 5.4 |
| 2 | WASHINGTON, DC | 4.4 |
| 3 | MONTEREY-SALINAS-SANTA CRUZ | 4.4 |
| 4 | BOSTON | 4.3 |
| 5 | MIAMI-FORT LAUDERDALE | 4.2 |
| 6 | SAN FRANCISCO | 4.1 |

Format Favorites: Best Markets for Various Formats

| Classical (cont'd) | | Fmt | Hispanic | Fmt | 15 PHILADELPHIA | 13.7 |
|----------------------------------|------|-------------------------------|--------------------|--------------------------------|-----------------|------|
| Nat'l Avg.: 9.90% | | Pct. | Nat'l Avg.: 6.38% | Pct. | 16 RENO | 13.3 |
| ANCHORAGE | 4.1 | 1 McALLEN-BROWNSVILLE | 48.9 | 17 AKRON | 13.2 | |
| 8 KANSAS CITY | 4.0 | 2 EL PASO | 33.6 | 18 PHOENIX | 13.0 | |
| 9 WORCESTER | 3.7 | 3 MIAMI-FORT LAUDERDALE | 30.3 | 19 CLEVELAND | 12.9 | |
| 10 PORTLAND, ME | 3.6 | 4 LOS ANGELES | 27.4 | 20 STOCKTON | 12.7 | |
| 11 SEATTLE-TACOMA | 3.5 | 5 OXNARD-VENTURA | 26.7 | 21 BALTIMORE | 12.6 | |
| 12 WEST PALM BEACH | 3.4 | 6 MONTEREY-SALINAS-SANTA CRUZ | 26.2 | 22 YOUNGSTOWN | 12.4 | |
| 13 TULSA | 3.2 | 7 CORPUS CHRISTI | 24.1 | LITTLE ROCK | 12.4 | |
| 14 CLEVELAND | 3.1 | 8 FRESNO | 18.5 | SPOKANE | 12.4 | |
| 15 SANTA ROSA | 3.0 | 9 SAN ANTONIO | 17.5 | RIVERSIDE-SAN BERNARDINO | 12.4 | |
| 16 NEW YORK | 2.8 | 10 BAKERSFIELD | 16.7 | Oldies | | |
| 17 DALLAS-FORT WORTH | 2.7 | 11 RIVERSIDE-SAN BERNARDINO | 14.1 | Nat'l Avg.: 6.36% | | |
| SAINT LOUIS | 2.7 | 12 HOUSTON | 13.8 | 1 DAVENPORT-ROCK ISLAND-MOLINE | 20.3 | |
| GRAND RAPIDS | 2.7 | 13 NEW YORK | 13.5 | 2 LAFAYETTE, IN | 17.6 | |
| 20 SAN DIEGO | 2.6 | 14 MODESTO | 13.1 | 3 CEDAR RAPIDS | 17.1 | |
| PORTSMOUTH-DOVER-ROCHESTER | 2.6 | 15 SAN DIEGO | 11.7 | 4 ALTOONA | 14.8 | |
| CHICAGO | 2.6 | 16 LUBBOCK | 10.9 | 5 BATON ROUGE | 14.2 | |
| 23 LOS ANGELES | 2.3 | 17 LAS VEGAS | 10.3 | 6 CHARLESTON, SC | 13.5 | |
| 24 FORT MYERS-NAPLES | 2.2 | 18 ALBUQUERQUE | 8.8 | 7 PEORIA | 13.4 | |
| MILWAUKEE | 2.2 | 19 VISALIA-TULARE-HANFORD | 8.2 | 8 LANCASTER | 12.5 | |
| Country | | Fmt | 20 STOCKTON | 9 SALISBURY-OCEAN CITY | 12.3 | |
| Nat'l Avg.: 9.90% | | Pct. | TUCSON | 10 EUGENE-SPRINGFIELD | 12.2 | |
| 1 JOHNSON CITY-KINGSPOUR-BRISTOL | 38.0 | 22 SAN FRANCISCO | 7.8 | 11 OMAHA | 12.1 | |
| 2 HUNTINGTON-ASHLAND | 34.5 | 23 AUSTIN | 7.8 | ALLENTOWN-BETHLEHEM | 12.1 | |
| 3 TERRE HAUTE | 34.2 | 24 CHICAGO | 7.8 | 13 TULSA | 11.8 | |
| 4 JOHNSTOWN | 31.8 | 25 PHOENIX | 7.4 | 14 GREENVILLE-NEW BERN-J'VILLE | 11.7 | |
| 5 SPRINGFIELD, MO | 31.7 | Jazz Fmt | | ATLANTIC CITY-CAPE MAY | 11.7 | |
| 6 CHARLESTON, WV | 31.4 | Nat'l Avg.: 2.70% | | 16 YORK | 11.6 | |
| 7 KNOXVILLE | 30.8 | 1 SAN FRANCISCO | 7.4 | LOUISVILLE | 11.6 | |
| 8 WATERLOO-CEDAR FALLS | 29.1 | 2 TALLAHASSEE | 6.2 | APPLETON-OSHKOSH | 11.6 | |
| 9 HUNTSVILLE | 28.1 | 3 PHILADELPHIA | 6.2 | PUEBLO | 11.6 | |
| 10 SIOUX FALLS | 26.6 | 4 SACRAMENTO | 6.0 | BALTIMORE | 11.6 | |
| 11 ALTOONA | 26.1 | 5 CLEVELAND | 6.0 | 21 GREEN BAY | 11.4 | |
| TOPEKA | 26.1 | 6 PHOENIX | 5.8 | 22 DES MOINES | 11.3 | |
| 13 WHEELING | 26.0 | NORFOLK | 5.8 | 23 DULUTH-SUPERIOR | 11.2 | |
| 14 BINGHAMTON | 25.3 | 8 ANCHORAGE | 5.6 | SAGINAW-BAY CITY-MIDLAND | 11.2 | |
| 15 LUBBOCK | 24.9 | 9 DETROIT | 5.2 | 25 CLEVELAND | 11.1 | |
| 16 WICHITA | 24.3 | ORLANDO | 5.2 | Religion/Gospel | | |
| 17 GREENVILLE-SPARTANBURG | 24.2 | 11 CHICAGO | 5.0 | Nat'l Avg.: 2.48% | | |
| 18 EVANSVILLE | 23.8 | 12 WILMINGTON, DE | 4.7 | 1 JACKSON, MS | 15.5 | |
| 19 SALISBURY-OCEAN CITY | 23.3 | 13 MILWAUKEE | 4.6 | 2 FAYETTEVILLE, NC | 14.4 | |
| 20 NASHVILLE | 22.8 | 14 DENVER | 4.5 | 3 MACON | 13.9 | |
| GREENSBORO-WINSTON SALEM | 22.8 | ATLANTIC CITY-CAPE MAY | 4.5 | 4 LAFAYETTE, LA | 12.6 | |
| 22 LAFAYETTE, IN | 22.7 | 16 MIAMI-FORT LAUDERDALE | 4.3 | 5 RALEIGH-DURHAM | 12.2 | |
| 23 LANSING | 22.6 | WEST PALM BEACH | 4.3 | 6 SAVANNAH | 11.3 | |
| 24 DULUTH-SUPERIOR | 22.5 | 18 KANSAS CITY | 4.2 | 7 BIRMINGHAM | 10.8 | |
| 25 PUEBLO | 22.4 | NASSAU-SUFFOLK (Long Island) | 4.2 | 8 MEMPHIS | 10.7 | |
| Full Service | | Fmt | SAN JOSE | 9 LANCASTER | 10.0 | |
| Nat'l Avg.: 3.58% | | Pct. | SARASOTA-BRADENTON | 10 ASHEVILLE | 9.9 | |
| 1 BLOOMINGTON | 21.7 | 23 PORTLAND, OR | 4.2 | 11 CHARLESTON, SC | 9.8 | |
| 2 ASHEVILLE | 17.7 | SAN DIEGO | 4.1 | 12 MOBILE | 9.7 | |
| 3 FARGO-MOORHEAD | 16.7 | JACKSONVILLE | 4.0 | 13 ROANOKE-LYNCHBURG | 8.3 | |
| 4 BRIDGEPORT | 15.0 | News/Talk | | 14 COLUMBUS, GA | 7.6 | |
| 5 SAINT LOUIS | 14.6 | Nat'l Avg.: 10.23% | | SHREVEPORT | 7.6 | |
| 6 CANTON | 14.1 | 1 SEATTLE-TACOMA | 21.3 | 16 SALISBURY-OCEAN CITY | 7.3 | |
| DES MOINES | 14.1 | 2 SANTA ROSA | 20.6 | NEW ORLEANS | 7.3 | |
| 8 WILKES BARRE-SCRANTON | 13.4 | 3 MONMOUTH-OCEAN | 19.5 | 18 COLUMBIA, SC | 7.0 | |
| ROCHESTER, NY | 13.4 | 4 SAN FRANCISCO | 17.2 | 19 BATON ROUGE | 6.9 | |
| 10 ROCKFORD | 13.0 | 5 NEW YORK | 16.5 | TULSA | 6.9 | |
| LOUISVILLE | 13.0 | 6 VISALIA-TULARE-HANFORD | 15.9 | 21 BALTIMORE | 6.7 | |
| 12 HARTFORD | 12.8 | 7 PITTSBURGH | 15.7 | 22 MONTGOMERY | 6.5 | |
| 13 LINCOLN | 12.7 | 8 SACRAMENTO | 15.1 | 23 GREENVILLE-NEW BERN-J'VILLE | 6.0 | |
| 14 SAGINAW-BAY CITY-MIDLAND | 12.6 | LOS ANGELES | 15.1 | 24 LEXINGTON | 5.9 | |
| 15 DULUTH-SUPERIOR | 12.4 | 10 BOSTON | 14.8 | 25 JACKSONVILLE | 5.8 | |
| 16 HARRISBURG | 12.0 | 11 SPRINGFIELD, MA | 14.2 | COLORADO SPRINGS | 5.8 | |
| MINNEAPOLIS-SAINT PAUL | 12.0 | 12 CHICAGO | 14.0 | | | |
| 18 MILWAUKEE | 11.7 | 13 ATLANTIC CITY-CAPE MAY | 13.9 | | | |
| 19 TOLEDO | 11.6 | 14 FRESNO | 13.8 | | | |
| 20 CEDAR RAPIDS | 11.3 | | | | | |
| 21 INDIANAPOLIS | 11.2 | | | | | |
| ANN ARBOR | 11.2 | | | | | |
| 23 PEORIA | 11.0 | | | | | |
| 24 TULSA | 10.7 | | | | | |
| 25 ALTOONA | 10.6 | | | | | |

Format Favorites: Best Markets for Various Formats

| Soft AC Nat'l Avg.: 4.60% | Fmt Pct. | Sports Nat'l Avg.: 1.89% | Fmt Pct. | Standards/EZ Nat'l Avg.: 3.40% | Fmt Pct. |
|------------------------------|-------------|-----------------------------|-------------|-----------------------------------|-------------|
| 1 WORCESTER | 16.5 | 1 STOCKTON | 6.5 | 1 SARASOTA-BRADENTON | 24.4 |
| 2 BRIDGEPORT | 14.3 | 2 SACRAMENTO | 5.8 | 2 FORT MYERS-NAPLES | 21.0 |
| 3 HARTFORD | 13.4 | 3 NEW HAVEN | 5.5 | 3 FORT PIERCE | 19.6 |
| 4 GRAND RAPIDS | 11.9 | 4 SANTA ROSA | 4.9 | 4 TAMPA-SAINT PETERSBURG | 14.0 |
| 5 WEST PALM BEACH | 11.2 | 5 BOSTON | 4.7 | 5 WEST PALM BEACH | 10.6 |
| 6 RICHMOND | 10.9 | 6 BRIDGEPORT | 4.4 | 6 YOUNGSTOWN | 10.0 |
| 7 SIOUX FALLS | 10.7 | 7 SAN FRANCISCO | 4.1 | 7 LAS VEGAS | 9.4 |
| 8 PENSACOLA | 10.5 | 8 MODESTO | 3.7 | 8 SPOKANE | 8.7 |
| 9 PROVIDENCE | 10.3 | MONTGOMERY | 3.7 | 9 ALLENTOWN-BETHLEHEM | 8.4 |
| 10 DAYTONA BEACH | 10.2 | MONMOUTH-OCEAN | 3.7 | 10 FORT WAYNE | 8.0 |
| 11 ALBANY-SCHENECTADY-TROY | 10.1 | 11 GREEN BAY | 3.5 | LAKELAND-WINTER HAVEN | 8.0 |
| 12 CHATTANOOGA | 10.0 | PHILADELPHIA | 3.5 | 12 ERIE | 7.7 |
| 13 NEW HAVEN | 9.7 | ANN ARBOR | 3.5 | 13 MELBOURNE-TITUSVILLE-COCOA | 7.2 |
| 14 SALT LAKE CITY | 9.6 | 14 RENO | 3.4 | CLEVELAND | 7.2 |
| 15 PITTSBURGH | 9.5 | 15 MIAMI-FORT LAUDERDALE | 3.3 | 15 WHEELING | 7.1 |
| 16 HUNTSVILLE | 9.4 | 16 DALLAS-FORT WORTH | 3.2 | GAINESVILLE-OCALA | 7.1 |
| 17 CHARLOTTE | 9.3 | NEW YORK | 3.2 | 17 ALBANY-SCHENECTADY-TROY | 6.9 |
| 18 DES MOINES | 9.2 | 18 SALT LAKE CITY | 3.0 | 18 TERRE HAUTE | 6.7 |
| BUFFALO | 9.2 | 19 ALTOONA | 2.8 | 19 SOUTH BEND | 6.5 |
| ROCHESTER, NY | 9.2 | DULUTH-SUPERIOR | 2.8 | ATLANTIC CITY-CAPE MAY | 6.5 |
| 21 PEORIA | 8.7 | FARGO-MOORHEAD | 2.8 | 21 RENO | 6.4 |
| 22 BIRMINGHAM | 8.3 | BINGHAMTON | 2.8 | WATERLOO-CEDAR FALLS | 6.4 |
| 23 SAINT LOUIS | 8.2 | 23 MINNEAPOLIS-SAINT PAUL | 2.7 | 23 TUCSON | 6.3 |
| 24 CLEVELAND | 8.1 | LAKELAND-WINTER HAVEN | 2.7 | HARTFORD | 6.3 |
| 25 LOUISVILLE | 7.9 | 25 OKLAHOMA CITY | 2.6 | 25 BOISE | 6.2 |

Duncan's American Radio

is on
the Web
at

www.duncanradio.com

**The Bottom Line
in Radio News and Analysis**

Format Favorites, Part 2: America's Leading Stations by Format (TSA AQH)

Adult Contemporary

| | | | |
|----|----------|-----------------------|-----|
| 1 | KOST -FM | LOS ANGELES | 736 |
| 2 | KYSR -FM | LOS ANGELES | 596 |
| 3 | WBEB -FM | PHILADELPHIA | 527 |
| 4 | WNIC -FM | DETROIT | 471 |
| 5 | KBIG -FM | LOS ANGELES | 442 |
| 6 | WTMX -FM | CHICAGO | 418 |
| 7 | WMJX -FM | BOSTON | 383 |
| 8 | WSB -FM | ATLANTA | 333 |
| 9 | WNND -FM | CHICAGO | 313 |
| 10 | WBMX -FM | BOSTON | 311 |
| 11 | KHMX -FM | HOUSTON | 310 |
| 12 | WRQX -FM | WASHINGTON, DC | 289 |
| 13 | KIOI -FM | SAN FRANCISCO | 248 |
| | KLLC -FM | SAN FRANCISCO | 248 |
| 15 | KDMX -FM | DALLAS-FORT WORTH | 233 |
| 16 | WYXR -FM | PHILADELPHIA | 228 |
| 17 | WASH -FM | WASHINGTON, DC | 221 |
| 18 | WKQI -FM | DETROIT | 217 |
| 19 | KKCW -FM | PORTLAND, OR | 213 |
| 20 | KESZ -FM | PHOENIX | 185 |
| 21 | WXXM -FM | PHILADELPHIA | 178 |
| 22 | WQAL -FM | CLEVELAND | 176 |
| 23 | KALC -FM | DENVER | 175 |
| | KFMB -FM | SAN DIEGO | 175 |
| 25 | WFLC -FM | MIAMI-FORT LAUDERDALE | 173 |
| | WOMX -FM | ORLANDO | 173 |

AOR/Classic/New Rock

| | | | |
|----|----------|------------------------|------|
| 1 | WXRK -FM | NEW YORK | 1057 |
| 2 | KROQ -FM | LOS ANGELES | 715 |
| 3 | WYSP -FM | PHILADELPHIA | 582 |
| 4 | KLOS -FM | LOS ANGELES | 559 |
| 5 | KCBS -FM | LOS ANGELES | 532 |
| 6 | WAXQ -FM | NEW YORK | 530 |
| 7 | WKQX -FM | CHICAGO | 509 |
| 8 | KQRS -FM | MINNEAPOLIS-SAINT PAUL | 434 |
| 9 | WNEW -FM | NEW YORK | 381 |
| 10 | WRIF -FM | DETROIT | 373 |
| 11 | WBCN -FM | BOSTON | 366 |
| 12 | WLUP -FM | CHICAGO | 358 |
| 13 | KEGL -FM | DALLAS-FORT WORTH | 354 |
| 14 | WDVE -FM | PITTSBURGH | 329 |
| 15 | WXRT -FM | CHICAGO | 328 |
| 16 | WZLX -FM | BOSTON | 310 |
| 17 | WMMR -FM | PHILADELPHIA | 304 |
| 18 | WAAF -FM | BOSTON | 296 |
| 19 | KZPS -FM | DALLAS-FORT WORTH | 290 |
| | WCSX -FM | DETROIT | 290 |
| 21 | WXCD -FM | CHICAGO | 288 |
| 22 | WKLS -FM | ATLANTA | 279 |
| 23 | WNNX -FM | ATLANTA | 276 |
| 24 | WXTB -FM | TAMPA-SAINT PETERSBURG | 275 |
| 25 | WTBT -FM | TAMPA-SAINT PETERSBURG | 274 |
| 26 | KTBB -FM | HOUSTON | 272 |

Black/Urban

| | | | |
|----|----------|-------------------|------|
| 1 | WQHT -FM | NEW YORK | 1434 |
| 2 | WBLS -FM | NEW YORK | 919 |
| 3 | WRKS -FM | NEW YORK | 860 |
| 4 | WGCI -FM | CHICAGO | 813 |
| 5 | KPWR -FM | LOS ANGELES | 788 |
| 6 | KKBT -FM | LOS ANGELES | 668 |
| 7 | WTJM -FM | NEW YORK | 665 |
| 8 | KKDA -FM | DALLAS-FORT WORTH | 535 |
| 9 | KBXX -FM | HOUSTON | 517 |
| 10 | KCMG -FM | LOS ANGELES | 506 |
| 11 | WVAZ -FM | CHICAGO | 501 |
| 12 | WVEE -FM | ATLANTA | 480 |
| 13 | WJLB -FM | DETROIT | 469 |

| | | | |
|----|----------|-----------------------|-----|
| 14 | WQAS -FM | PHILADELPHIA | 442 |
| 15 | WEDR -FM | MIAMI-FORT LAUDERDALE | 431 |
| 16 | WUSL -FM | PHILADELPHIA | 424 |
| 17 | WUBT -FM | CHICAGO | 403 |
| 18 | WHUR -FM | WASHINGTON, DC | 377 |
| 19 | WPGC -FM | WASHINGTON, DC | 361 |
| 20 | WERQ -FM | BALTIMORE | 352 |
| 21 | KYLD -FM | SAN FRANCISCO | 344 |
| 22 | WKYS -FM | WASHINGTON, DC | 329 |
| 23 | WALR -FM | ATLANTA | 312 |
| 24 | WQUE -FM | NEW ORLEANS | 297 |
| 25 | KMJQ -FM | HOUSTON | 290 |

Contemporary Hit Radio (CHR)

| | | | |
|----|----------|------------------------|------|
| 1 | WKTU -FM | NEW YORK | 1182 |
| 2 | WHTZ -FM | NEW YORK | 1174 |
| 3 | KIIS -FM | LOS ANGELES | 957 |
| 4 | WPLJ -FM | NEW YORK | 772 |
| 5 | WBBM -FM | CHICAGO | 647 |
| 6 | WSTR -FM | ATLANTA | 469 |
| 7 | KHKS -FM | DALLAS-FORT WORTH | 466 |
| 8 | WXKS -FM | BOSTON | 443 |
| 9 | WJMN -FM | BOSTON | 426 |
| 10 | WIOQ -FM | PHILADELPHIA | 409 |
| 11 | KRBE -FM | HOUSTON | 399 |
| 12 | KDWB -FM | MINNEAPOLIS-SAINT PAUL | 340 |
| 13 | WFLZ -FM | TAMPA-SAINT PETERSBURG | 306 |
| 14 | WPOW -FM | MIAMI-FORT LAUDERDALE | 305 |
| 15 | KMEL -FM | SAN FRANCISCO | 286 |
| 16 | WDRQ -FM | DETROIT | 276 |
| 17 | WHYI -FM | MIAMI-FORT LAUDERDALE | 264 |
| 18 | WPLY -FM | PHILADELPHIA | 262 |
| 19 | KTFM -FM | SAN ANTONIO | 261 |
| 20 | WKSS -FM | HARTFORD | 253 |
| 21 | KUBE -FM | SEATTLE-TACOMA | 252 |
| | KZQZ -FM | SAN FRANCISCO | 252 |
| 23 | WNKS -FM | CHARLOTTE | 242 |
| 24 | KBKS -FM | SEATTLE-TACOMA | 233 |
| 25 | WNCI -FM | COLUMBUS, OH | 229 |

Classical

| | | | |
|----|----------|--------------------------|-----|
| 1 | WQXR -FM | NEW YORK | 645 |
| 2 | KKGO -FM | LOS ANGELES | 401 |
| 3 | KDFC -FM | SAN FRANCISCO | 289 |
| 4 | WCRB -FM | BOSTON | 251 |
| 5 | WTMI -FM | MIAMI-FORT LAUDERDALE | 247 |
| 6 | WGMS -FM | WASHINGTON, DC | 225 |
| 7 | WRR -FM | DALLAS-FORT WORTH | 163 |
| 8 | WFMT -FM | CHICAGO | 143 |
| 9 | KING -FM | SEATTLE-TACOMA | 140 |
| 10 | WNIB -FM | CHICAGO | 130 |
| 11 | KXTR -FM | KANSAS CITY | 93 |
| | KXTR -FM | KANSAS CITY | 93 |
| 13 | KFUO -FM | SAINT LOUIS | 92 |
| 14 | WCLV -FM | CLEVELAND | 88 |
| 15 | KHFM -FM | ALBUQUERQUE | 53 |
| 16 | KRTS -FM | HOUSTON | 53 |
| 17 | KFSD -FM | SAN DIEGO | 49 |
| 18 | WFMR -FM | MILWAUKEE | 46 |
| 19 | XBAC -FM | SAN DIEGO | 37 |
| 20 | KCFM -FM | TULSA | 35 |
| 21 | KBOQ -FM | MONTEREY-SALINAS-S. CRUZ | 31 |
| 22 | WBOQ -FM | BOSTON | 28 |
| 23 | WFGH -FM | GRAND RAPIDS | 22 |
| 24 | WBKK -FM | ALBANY-SCHENECTADY-TROY | 18 |
| 25 | WCCL -FM | FORT MYERS-NAPLES | 17 |

Based on TSA Qtr. Hr. average persons 12+,
Mon-Sun, 6 AM-12 Midnight. Estimates are
shown in hundreds (00).

Country

| | | | |
|----|----------|--------------------------|-----|
| 1 | WUSN -FM | CHICAGO | 422 |
| 2 | KZLA -FM | LOS ANGELES | 408 |
| 3 | KSCS -FM | DALLAS-FORT WORTH | 351 |
| 4 | KILT -FM | HOUSTON | 331 |
| 5 | WKHX -FM | ATLANTA | 321 |
| 6 | WDSY -FM | PITTSBURGH | 320 |
| 7 | WXTU -FM | PHILADELPHIA | 312 |
| 8 | KEYE -FM | MINNEAPOLIS-SAINT PAUL | 311 |
| | WGAR -FM | CLEVELAND | 311 |
| 10 | WIVK -FM | KNOXVILLE | 305 |
| 11 | WMZQ -FM | WASHINGTON, DC | 302 |
| 12 | WFMS -FM | INDIANAPOLIS | 296 |
| 13 | WIL -FM | SAINT LOUIS | 284 |
| 14 | KYGO -FM | DENVER | 275 |
| 15 | KNIX -FM | PHOENIX | 261 |
| 16 | KFRG -FM | RIVERSIDE-SAN BERNARDINO | 258 |
| 17 | WKLB -FM | BOSTON | 243 |
| | WPOC -FM | BALTIMORE | 243 |
| 19 | KPLX -FM | DALLAS-FORT WORTH | 235 |
| 20 | WWWV -FM | DETROIT | 233 |
| 21 | KMPS -FM | SEATTLE-TACOMA | 232 |
| | WTQR -FM | GREENSBORO-WINST. SALEM | 226 |
| | WVYZ -FM | HARTFORD | 232 |
| 24 | KMLE -FM | PHOENIX | 230 |
| | WQYK -FM | TAMPA-SAINT PETERSBURG | 230 |

Full Service

| | | | |
|----|----------|-------------------------|-----|
| 1 | WGN -AM | CHICAGO | 937 |
| 2 | WJR -AM | DETROIT | 516 |
| 3 | KMOX -AM | SAINT LOUIS | 509 |
| 4 | WCCO -AM | MINNEAPOLIS-SAINT PAUL | 471 |
| 5 | WSB -AM | ATLANTA | 446 |
| 6 | WBAP -AM | DALLAS-FORT WORTH | 431 |
| 7 | KVIL -FM | DALLAS-FORT WORTH | 293 |
| 8 | KOA -AM | DENVER | 288 |
| 9 | WLW -AM | CINCINNATI | 271 |
| 10 | WMAL -AM | WASHINGTON, DC | 261 |
| 11 | WTMJ -AM | MILWAUKEE | 242 |
| 12 | WHAS -AM | LOUISVILLE | 210 |
| 13 | WTIC -AM | HARTFORD | 200 |
| 14 | WDAF -AM | KANSAS CITY | 194 |
| 15 | WIBC -AM | INDIANAPOLIS | 185 |
| 16 | WTVN -AM | COLUMBUS, OH | 172 |
| 17 | WHO -AM | DES MOINES | 165 |
| 18 | KFMB -AM | SAN DIEGO | 156 |
| 19 | WDBO -AM | ORLANDO | 155 |
| 20 | KEX -AM | PORTLAND, OR | 152 |
| 21 | WHAM -AM | ROCHESTER, NY | 150 |
| 22 | WGY -AM | ALBANY-SCHENECTADY-TROY | 149 |
| 23 | WBT -AF | CHARLOTTE | 146 |
| 24 | WBEN -AM | BUFFALO | 136 |
| 25 | KRMG -AM | TULSA | 119 |

Hispanic

| | | | |
|----|----------|-----------------------|------|
| 1 | WSKO -FM | NEW YORK | 1217 |
| 2 | KSCA -FM | LOS ANGELES | 1175 |
| 3 | KLVE -FM | LOS ANGELES | 1122 |
| 4 | WPAT -FM | NEW YORK | 816 |
| 5 | WADO -AM | NEW YORK | 572 |
| 6 | KBUE -FM | LOS ANGELES | 542 |
| 7 | KLAX -FM | LOS ANGELES | 541 |
| 8 | KSSE -FM | LOS ANGELES | 391 |
| 9 | WCAA -FM | NEW YORK | 372 |
| 10 | KTNQ -AM | LOS ANGELES | 340 |
| 11 | KLTN -FM | HOUSTON | 300 |
| 12 | WLEY -FM | CHICAGO | 290 |
| 13 | WAMR -FM | MIAMI-FORT LAUDERDALE | 288 |

America's Leading Stations by Format: TSA AQH

Hispanic (continued)

| | | | |
|----|----------|-----------------------|-----|
| 14 | WAQI -AM | MIAMI-FORT LAUDERDALE | 252 |
| 15 | KKHJ -AM | LOS ANGELES | 246 |
| 16 | WOJO -FM | CHICAGO | 227 |
| 17 | WXDJ -FM | MIAMI-FORT LAUDERDALE | 216 |
| 18 | KSOL -FF | SAN FRANCISCO | 205 |
| 19 | WRMA -FM | MIAMI-FORT LAUDERDALE | 182 |
| 20 | KXTN -FM | SAN ANTONIO | 154 |
| 21 | WRTO -FM | MIAMI-FORT LAUDERDALE | 140 |
| 22 | WCMQ -FM | MIAMI-FORT LAUDERDALE | 129 |
| 23 | KLNV -FM | SAN DIEGO | 121 |
| 24 | KWKW -AM | LOS ANGELES | 120 |
| 25 | KBNA -AF | EL PASO | 116 |

Jazz

| | | | |
|----|----------|------------------------|-----|
| 1 | WQCD -FM | NEW YORK | 752 |
| 2 | KTWV -FM | LOS ANGELES | 596 |
| 3 | WNUA -FM | CHICAGO | 533 |
| 4 | WJZJ -FM | PHILADELPHIA | 447 |
| 5 | WVMV -FM | DETROIT | 308 |
| 6 | KKSF -FM | SAN FRANCISCO | 293 |
| 7 | WLVE -FM | MIAMI-FORT LAUDERDALE | 243 |
| 8 | KBLX -FM | SAN FRANCISCO | 235 |
| 9 | WJZW -FM | WASHINGTON, DC | 205 |
| 10 | KOAI -FM | DALLAS-FORT WORTH | 191 |
| 11 | KYOT -FM | PHOENIX | 184 |
| 12 | WNWV -FM | CLEVELAND | 182 |
| 13 | WSJT -FM | TAMPA-SAINT PETERSBURG | 168 |
| 14 | WSJZ -FM | BOSTON | 161 |
| 15 | KWJZ -FM | SEATTLE-TACOMA | 148 |
| 16 | WJZF -FM | ATLANTA | 134 |
| 17 | KIFM -FM | SAN DIEGO | 132 |
| 18 | KSSJ -FM | SACRAMENTO | 128 |
| 19 | KHIH -FM | DENVER | 121 |
| 20 | WJCD -FM | NORFOLK | 107 |
| 21 | WJZI -FM | MILWAUKEE | 95 |
| 22 | KKJZ -FM | PORTLAND, OR | 92 |
| 23 | KCIY -FM | KANSAS CITY | 91 |
| 24 | WLOQ -FM | ORLANDO | 87 |
| 25 | KCJZ -FM | SAN ANTONIO | 48 |
| | WFSJ -FM | JACKSONVILLE | 48 |
| | WJZC -FM | NASHVILLE | 48 |

News/Talk

| | | | |
|----|----------|----------------|-----|
| 1 | WINS -AM | NEW YORK | 923 |
| 2 | WABC -AM | NEW YORK | 912 |
| 3 | KFI -AM | LOS ANGELES | 899 |
| 4 | WCBS -AM | NEW YORK | 844 |
| 5 | WOR -AM | NEW YORK | 806 |
| 6 | WLS -AM | CHICAGO | 649 |
| 7 | KGO -AM | SAN FRANCISCO | 637 |
| 8 | WBZ -AM | BOSTON | 531 |
| 9 | KLSX -FM | LOS ANGELES | 470 |
| 10 | KNX -AM | LOS ANGELES | 448 |
| 11 | KYW -AM | PHILADELPHIA | 444 |
| 12 | KABC -AM | LOS ANGELES | 431 |
| 13 | WBBM -AM | CHICAGO | 411 |
| 14 | KCBS -AM | SAN FRANCISCO | 408 |
| 15 | KDKA -AM | PITTSBURGH | 398 |
| 16 | KFWB -AM | LOS ANGELES | 354 |
| 17 | WRKO -AM | BOSTON | 351 |
| 18 | WTAM -AM | CLEVELAND | 343 |
| 19 | WWJ -AM | DETROIT | 316 |
| 20 | WCKG -FM | CHICAGO | 309 |
| 21 | WWDB -FM | PHILADELPHIA | 300 |
| 22 | WJFK -FM | WASHINGTON, DC | 298 |
| 23 | KIRO -AM | SEATTLE-TACOMA | 297 |
| 24 | KSFO -AM | SAN FRANCISCO | 294 |
| 25 | WMAQ -AM | CHICAGO | 278 |

Oldies

| | | | |
|----|----------|------------------------|------|
| 1 | WCBS -FM | NEW YORK | 1086 |
| 2 | KRTH -FM | LOS ANGELES | 607 |
| 3 | WOGL -FM | PHILADELPHIA | 378 |
| 4 | WJMK -FM | CHICAGO | 361 |
| 5 | WODS -FM | BOSTON | 356 |
| 6 | WOMC -FM | DETROIT | 356 |
| 7 | KFRC -AF | SAN FRANCISCO | 337 |
| 8 | WMGK -FM | PHILADELPHIA | 334 |
| 9 | WMJI -FM | CLEVELAND | 318 |
| 10 | WBIG -FM | WASHINGTON, DC | 308 |
| 11 | KLDE -FM | HOUSTON | 257 |
| 12 | KQQL -FM | MINNEAPOLIS-SAINT PAUL | 255 |
| 13 | KLUV -FM | DALLAS-FORT WORTH | 252 |
| 14 | WQSR -FM | BALTIMORE | 222 |
| 15 | WFOJ -FM | ATLANTA | 219 |
| 16 | KOOL -FM | PHOENIX | 213 |
| | WWSW -AF | PITTSBURGH | 213 |
| 18 | WWMG -FM | CHARLOTTE | 187 |
| 19 | KBSG -AF | SEATTLE-TACOMA | 182 |
| 20 | KJR -FM | SEATTLE-TACOMA | 176 |
| 21 | KLOU -FM | SAINT LOUIS | 170 |
| | WGRR -FM | CINCINNATI | 170 |
| 23 | WMXJ -FM | MIAMI-FORT LAUDERDALE | 165 |
| 24 | WDRC -FM | HARTFORD | 155 |
| 25 | KKSN -FM | PORTLAND, OR | 154 |
| | WSHE -FM | ORLANDO | 154 |

Religion/Gospel

| | | | |
|----|----------|-------------------|-----|
| 1 | KLTY -FM | DALLAS-FORT WORTH | 243 |
| 2 | WFME -FM | NEW YORK | 163 |
| 3 | WNNL -AF | RALEIGH-DURHAM | 139 |
| 4 | WGCI -AM | CHICAGO | 130 |
| 5 | KWVE -FM | LOS ANGELES | 121 |
| 6 | KKLA -FM | LOS ANGELES | 111 |
| 7 | WMCA -AM | NEW YORK | 104 |
| 8 | WDAS -AM | PHILADELPHIA | 89 |
| 9 | WAOK -AM | ATLANTA | 84 |
| 10 | WCAO -AM | BALTIMORE | 82 |
| 11 | WYLD -AM | NEW ORLEANS | 80 |
| 12 | KCMS -FM | SEATTLE-TACOMA | 79 |
| 13 | WUJZ -FM | DETROIT | 77 |
| 14 | WAVA -FM | WASHINGTON, DC | 76 |
| | WLOK -AM | MEMPHIS | 76 |
| 16 | KATZ -AM | SAINT LOUIS | 73 |
| 17 | KFSG -FM | LOS ANGELES | 70 |
| 18 | KHVN -AM | DALLAS-FORT WORTH | 69 |
| 19 | WYCA -FM | CHICAGO | 66 |
| 20 | WAGG -AM | BIRMINGHAM | 61 |
| 21 | WQBH -AM | DETROIT | 60 |
| | WYBA -FM | CHICAGO | 60 |
| 23 | WFMV -FF | COLUMBIA, SC | 59 |
| 24 | WPGC -AM | WASHINGTON, DC | 57 |
| | WRBS -FM | BALTIMORE | 57 |

Soft AC

| | | | |
|----|----------|------------------------|------|
| 1 | WLTW -FM | NEW YORK | 1397 |
| 2 | WLIT -FM | CHICAGO | 476 |
| 3 | KOIT -AF | SAN FRANCISCO | 362 |
| 4 | KODA -FM | HOUSTON | 345 |
| 5 | WLYF -FM | MIAMI-FORT LAUDERDALE | 290 |
| 6 | KEZK -FM | SAINT LOUIS | 283 |
| 7 | WPCH -FM | ATLANTA | 254 |
| 8 | WLTE -FM | MINNEAPOLIS-SAINT PAUL | 244 |
| 9 | WDOK -FM | CLEVELAND | 239 |
| 10 | WRCH -FM | HARTFORD | 235 |
| 11 | WLIF -FM | BALTIMORE | 207 |
| 12 | KOSI -FM | DENVER | 204 |
| 13 | WLYT -FM | CHARLOTTE | 202 |
| 14 | WMGF -FM | ORLANDO | 195 |

| | | | |
|----|----------|------------------------|-----|
| 15 | WWRM -FM | TAMPA-SAINT PETERSBURG | 177 |
| 16 | WEAT -FM | WEST PALM BEACH | 172 |
| 17 | KMEO -FM | DALLAS-FORT WORTH | 171 |
| 18 | WRRM -FM | CINCINNATI | 164 |
| 19 | WWLI -FM | PROVIDENCE | 162 |
| 20 | KKLT -FM | PHOENIX | 157 |
| 21 | WSHH -FM | PITTSBURGH | 153 |
| 22 | KRWM -FM | SEATTLE-TACOMA | 149 |
| 23 | WLTJ -FM | PITTSBURGH | 137 |
| 24 | WJYE -FM | BUFFALO | 136 |
| 25 | WYSF -FM | BIRMINGHAM | 133 |

Sports

| | | | |
|----|----------|------------------------|-----|
| 1 | WFAN -AM | NEW YORK | 847 |
| 2 | KNBR -AM | SAN FRANCISCO | 326 |
| 3 | WEEI -AM | BOSTON | 283 |
| 4 | WIP -AM | PHILADELPHIA | 242 |
| 5 | WQAM -AM | MIAMI-FORT LAUDERDALE | 186 |
| 6 | KTCK -AA | DALLAS-FORT WORTH | 183 |
| 7 | WSCR -AM | CHICAGO | 141 |
| 8 | KHTK -AM | SACRAMENTO | 112 |
| 9 | WDFN -AM | DETROIT | 95 |
| 10 | KFAN -AM | MINNEAPOLIS-SAINT PAUL | 94 |
| 11 | KJR -AM | SEATTLE-TACOMA | 88 |
| 12 | KILT -AM | HOUSTON | 87 |
| 13 | WKNR -AM | CLEVELAND | 83 |
| 14 | WTEM -AM | WASHINGTON, DC | 72 |
| 15 | WMVP -AM | CHICAGO | 66 |
| | XTRA -AM | SAN DIEGO | 66 |
| 17 | KKFN -AM | DENVER | 58 |
| 18 | WEAE -AM | PITTSBURGH | 53 |
| 19 | WQXI -AM | ATLANTA | 46 |
| 20 | KFNZ -AM | SALT LAKE CITY | 45 |
| 21 | WDAE -AM | TAMPA-SAINT PETERSBURG | 41 |
| 22 | WJOX -AM | BIRMINGHAM | 40 |
| 23 | KTCT -AM | SAN FRANCISCO | 39 |
| 24 | KFNS -AF | SAINT LOUIS | 38 |
| | KFNS -AM | SAINT LOUIS | 38 |

Standards/EZ

| | | | |
|----|----------|------------------------|-----|
| 1 | WDUV -FM | TAMPA-SAINT PETERSBURG | 362 |
| 2 | KLAC -AM | LOS ANGELES | 347 |
| 3 | WPEN -AM | PHILADELPHIA | 286 |
| 4 | WRMR -AM | CLEVELAND | 198 |
| 5 | WAIT -AM | CHICAGO | 196 |
| 6 | KABL -AM | SAN FRANCISCO | 185 |
| 7 | KIXI -AM | SEATTLE-TACOMA | 165 |
| 8 | WGUL -AF | TAMPA-SAINT PETERSBURG | 161 |
| 9 | WJAS -AM | PITTSBURGH | 160 |
| 10 | KJUL -FM | LAS VEGAS | 157 |
| 11 | CKWW -AM | DETROIT | 156 |
| 12 | KBME -AM | HOUSTON | 153 |
| 13 | KOY -AM | PHOENIX | 128 |
| 14 | WJBW -FM | WEST PALM BEACH | 112 |
| 15 | KGIL -AA | LOS ANGELES | 108 |
| 16 | WOKY -AM | MILWAUKEE | 105 |
| 17 | KCTC -AM | SACRAMENTO | 104 |
| 18 | KPOP -AM | SAN DIEGO | 102 |
| 19 | WAVV -FM | FORT MYERS-NAPLES | 101 |
| 20 | WMTR -AM | NEW YORK | 91 |
| 21 | WLKW -AM | PROVIDENCE | 90 |
| 22 | WXKS -AM | BOSTON | 89 |
| 23 | WJNA -AM | WEST PALM BEACH | 87 |
| 24 | WRTH -AM | SAINT LOUIS | 85 |

Based on TSA Qtr. Hr. average persons 12+, Mon-Sun, 6 AM-12 Midnight. Estimates are shown in hundreds (00).

Format Favorites, Part 3: America's Leading Stations by Format 12+ Metro Share

| Adult Contemporary | | | Black/Urban | | | Classical | | | | | |
|--------------------|----------|-----------------------|-------------|----|----------|--------------------------|------|----|----------|--------------------------|-----|
| 1 | WZID -FM | MANCHESTER | 21.5 | 1 | WFEX -FM | COLUMBUS, GA | 18.5 | 1 | KHFM -FM | ALBUQUERQUE | 4.9 |
| 2 | WKYK -FM | EVANSVILLE | 18.4 | 2 | WZFX -FM | FAYETTEVILLE, NC | 16.5 | 2 | KBOQ -FM | MONTEREY-SALINAS-S. CRUZ | 3.8 |
| 3 | WKYE -FM | JOHNSTOWN | 15.7 | 3 | KMJJ -FM | SHREVEPORT | 16.1 | 3 | KLEF -FM | ANCHORAGE | 3.7 |
| 4 | KMAJ -FM | TOPEKA | 13.7 | 4 | WEAS -FM | SAVANNAH | 15.6 | | WGMS -FM | WASHINGTON, DC | 3.7 |
| 5 | WPEZ -FM | MACON | 12.5 | 5 | WHBX -FM | TALLAHASSEE | 15.2 | | WTMI -FM | MIAMI-FORT LAUDERDALE | 3.7 |
| 6 | WHBC -FM | CANTON | 11.4 | 6 | WQUE -FM | NEW ORLEANS | 14.6 | 6 | KXTR -FM | KANSAS CITY | 3.6 |
| 7 | WTFM -FM | JOHNSON CITY-K'PORT | 10.4 | 7 | WZHT -FM | MONTGOMERY | 14.0 | 7 | KDFC -FM | SAN FRANCISCO | 3.4 |
| 8 | WRVV -FM | HARRISBURG | 10.2 | 8 | WOWI -FM | NORFOLK | 12.6 | 8 | WCRB -FM | BOSTON | 3.2 |
| 9 | WJXB -FM | KNOXVILLE | 10.1 | 9 | WDZZ -FM | FLINT | 12.3 | 9 | KING -FM | SEATTLE-TACOMA | 3.0 |
| 10 | WNSN -FM | SOUTH BEND | 10.0 | 10 | KDKS -FM | SHREVEPORT | 12.0 | | WBQW -FM | PORTLAND, ME | 3.0 |
| | WQSM -FM | FAYETTEVILLE, NC | 10.0 | 11 | WWWZ -FM | CHARLESTON, SC | 11.9 | 11 | KCFM -FM | TULSA | 2.9 |
| 12 | WLZW -FM | UTICA-ROME | 9.9 | 12 | WJMI -FM | JACKSON, MS | 11.8 | 12 | WQXR -FM | NEW YORK | 2.5 |
| 13 | WLEV -FM | ALLENTOWN-BETHLEHEM | 9.6 | 13 | WKXB -FM | WILMINGTON, NC | 11.4 | | WRR -FM | DALLAS-FORT WORTH | 2.5 |
| 14 | KLTA -FM | FARGO-MOORHEAD | 9.3 | 14 | WOCQ -FM | SALISBURY-OCEAN CITY | 11.3 | 14 | KFVO -FM | SAINT LOUIS | 2.4 |
| 15 | WMGS -FM | WILKES BARRE-SCRANTON | 9.2 | 15 | WWDM -FM | COLUMBIA, SC | 10.9 | | WCLV -FM | CLEVELAND | 2.4 |
| | WWAX -FM | DULUTH-SUPERIOR | 9.2 | 16 | WIKS -FM | GR'NVILLE-NEW BERN-JACK. | 10.8 | 16 | WFGR -FM | GRAND RAPIDS | 2.2 |
| 17 | KGBX -FM | SPRINGFIELD, MO | 9.1 | 17 | WFXA -FM | AUGUSTA, GA | 10.7 | 17 | KKGO -FM | LOS ANGELES | 2.0 |
| | KZST -FM | SANTA ROSA | 9.1 | | WJMZ -FM | GREENVILLE-SPARTANBURG | 10.7 | | WCCL -FM | FORT MYERS-NAPLES | 2.0 |
| | WBZE -FM | TALLAHASSEE | 9.1 | 19 | KRRQ -FM | LAFAYETTE, LA | 10.4 | | WFMR -FM | MILWAUKEE | 2.0 |
| | WSLQ -FM | ROANOKE-LYNCHBURG | 9.1 | 20 | WMNX -FM | WILMINGTON, NC | 10.2 | 20 | KFSD -FM | SAN DIEGO | 1.4 |
| 21 | WMT -FM | CEDAR RAPIDS | 9.0 | 21 | KIPR -FM | LITTLE ROCK | 10.0 | 21 | WFMT -FM | CHICAGO | 1.2 |
| 22 | WFMK -FM | LANSING | 8.9 | 22 | WAGH -FM | COLUMBUS, GA | 9.8 | 22 | WNIB -FM | CHICAGO | 1.1 |
| 23 | WFAT -FM | KALAMAZOO | 8.8 | 23 | WERQ -FM | BALTIMORE | 9.6 | 23 | XBAC -AM | SAN DIEGO | 1.0 |
| 24 | WARM -FM | YORK | 8.6 | | WIBB -FM | MACON | 9.6 | 24 | WBKK -FM | ALBANY-SCHENECTADY-TROY | 0.9 |
| | WMGN -FM | MADISON | 8.6 | 25 | WYLD -FM | NEW ORLEANS | 9.5 | | KRTS -FM | HOUSTON | 0.9 |
| | WRVF -FM | TOLEDO | 8.6 | | | | | | | | |

| AOR/Classic/New Rock | | | Contemporary Hit Radio (CHR) | | | Country | | | | | |
|----------------------|----------|----------------------------|------------------------------|----|----------|------------------------|------|----|----------|--------------------------|------|
| 1 | WAAL -FM | BINGHAMTON | 14.7 | 1 | WKEE -FM | HUNTINGTON-ASHLAND | 22.0 | 1 | WFGY -FM | ALTOONA | 22.7 |
| 2 | WBLM -FM | PORTLAND, ME | 13.0 | 2 | WVSR -FM | CHARLESTON, WV | 17.9 | 2 | WIVK -FM | KNOXVILLE | 21.6 |
| 3 | WRKT -FM | ERIE | 12.6 | 3 | WRTS -FM | ERIE | 17.0 | 3 | WXBQ -FM | JOHN CITY-KING-BRISTOL | 21.2 |
| 4 | KFMW -FM | WATERLOO-CEDAR FALLS | 11.6 | 4 | KPRR -FM | EL PASO | 15.9 | 4 | WTHI -FM | TERRE HAUTE | 20.4 |
| 5 | WQUT -FM | JOHN CITY-KINGSP'T-BRISTOL | 11.5 | 5 | KBFM -FM | M'ALLEN-BROWNSVILLE | 15.6 | 5 | WQBE -FM | CHARLESTON, WV | 20.3 |
| 6 | WTKX -FM | PENSACOLA | 10.7 | 6 | WMGI -FM | TERRE HAUTE | 15.4 | 6 | WDRM -FM | HUNTSVILLE | 19.4 |
| 7 | WGIR -FM | MANCHESTER | 10.6 | | WOMP -FM | WHEELING | 15.4 | 7 | KLLL -FM | LUBBOCK | 18.2 |
| 8 | WXRK -FM | ROCKFORD | 10.4 | 8 | WIXX -FM | GREEN BAY | 14.6 | 8 | WUSY -FM | CHATTANOOGA | 18.2 |
| 9 | KLAQ -FM | EL PASO | 10.3 | 9 | WMRV -FM | BINGHAMTON | 14.4 | 9 | KCCY -FM | PUEBLO | 17.8 |
| 10 | WSKZ -FM | CHATTANOOGA | 10.2 | 10 | WZOK -FM | ROCKFORD | 14.2 | 10 | WOVK -FM | WHEELING | 17.7 |
| 11 | KQRS -FM | MINNEAPOLIS-SAINT PAUL | 10.1 | 11 | WBNO -FM | BLOOMINGTON | 14.1 | 11 | WTCR -FM | HUNTINGTON-ASHLAND | 17.5 |
| 12 | KWHL -FM | ANCHORAGE | 10.0 | 12 | KZIA -FM | CEDAR RAPIDS | 13.9 | 12 | WBWN -FM | BLOOMINGTON | 16.6 |
| 13 | WRKR -FM | KALAMAZOO | 9.9 | 13 | WAEB -FM | ALLENTOWN-BETHLEHEM | 13.2 | 13 | WIBW -FM | TOPEKA | 16.5 |
| 14 | KPFX -FM | FARGO-MOORHEAD | 9.7 | 14 | WHTS -FM | DAVENPORT-R. I.-MOLINE | 12.6 | 14 | WHWK -FM | BINGHAMTON | 16.4 |
| | WGBD -FM | LAFAYETTE, IN | 9.7 | | WKFR -FM | KALAMAZOO | 12.6 | | WMTZ -FM | JOHNSTOWN | 16.4 |
| | WKHY -FM | LAFAYETTE, IN | 9.7 | 16 | WNDV -FM | SOUTH BEND | 12.5 | 16 | WFRG -FM | UTICA-ROME | 16.0 |
| 17 | WZZO -FM | ALLENTOWN-BETHLEHEM | 9.6 | | WZYP -FM | HUNTSVILLE | 12.5 | 17 | WKSF -FM | ASHEVILLE | 15.7 |
| 18 | WKQZ -FM | SAGINAW-BAY CITY-MIDLAND | 9.4 | 18 | WKRZ -FM | WILKES BARRE-SCRANTON | 11.9 | 18 | WKML -FM | FAYETTEVILLE, NC | 14.9 |
| 19 | WTUE -FM | DAYTON | 9.3 | 19 | WZEE -FM | MADISON | 11.8 | 19 | WKOA -FM | LAFAYETTE, IN | 14.6 |
| 20 | WSFM -FM | WILMINGTON, NC | 9.1 | 20 | KDKU -FM | EUGENE-SPRINGFIELD | 11.4 | 20 | WITL -FM | LANSING | 14.4 |
| 21 | WNRQ -FM | NASHVILLE | 9.0 | 21 | KKMG -FM | COLORADO SPRINGS | 11.3 | 21 | KHAK -FM | CEDAR RAPIDS | 14.3 |
| 22 | KKZX -FM | SPOKANE | 8.9 | | KTFM -FM | SAN ANTONIO | 11.3 | 22 | WDEN -FM | MACON | 14.1 |
| | WFVY -FM | JACKSONVILLE | 8.9 | 23 | KFRX -FM | LINCOLN | 11.2 | 23 | WRNS -FM | G'VILLE-NEW BERN-JACKSON | 13.4 |
| | WHEB -FM | PORTSM'TH-DOVER-ROCH. | 8.9 | 24 | WAZY -FM | LAFAYETTE, IN | 11.1 | 24 | WKCC -FM | SAGINAW-BAY CITY-MIDLAND | 13.3 |
| | WSFL -FM | GREENVILLE-NEW BERN-JACK | 8.9 | | WPRR -FM | ALTOONA | 11.1 | 25 | WKKO -FM | TOLEDO | 13.2 |
| 26 | WLAV -FM | GRAND RAPIDS | 8.8 | 26 | KGOT -FM | ANCHORAGE | 11.0 | | | | |
| | | | | | KJYO -FM | OKLAHOMA CITY | 11.0 | | | | |
| | | | | | WWCK -FM | FLINT | 11.0 | | | | |

Based on 12+ Metro Share. Mon-Sun. 6 AM-12 Midnight.

America's Leading Stations by Format: 12+ Metro Share

Duncan's American Radio

is on
the Web
at

www.duncanradio.com

The Bottom Line
in Radio News and Analysis

| Sports | | | Standards/EZ | | | | |
|--------|----------|------------------------|--------------|----|----------|------------------------|------|
| 1 | WEEL -AM | BOSTON | 3.9 | 1 | WAVV -FM | FORT MYERS-NAPLES | 11.9 |
| 2 | KHTK -AM | SACRAMENTO | 3.6 | 2 | WOSN -FM | FORT PIERCE | 10.3 |
| 3 | WDUZ -AM | GREEN BAY | 3.2 | 3 | WDDV -FM | SARASOTA-BRADENTON | 9.9 |
| 4 | WMSP -AM | MONTGOMERY | 3.1 | 4 | WDUV -FM | TAMPA-SAINT PETERSBURG | 8.2 |
| 5 | WIP -AM | PHILADELPHIA | 3.0 | 5 | KJUL -FM | LAS VEGAS | 8.0 |
| 6 | KNBR -AM | SAN FRANCISCO | 2.9 | 6 | WRIE -AM | ERIE | 6.6 |
| | KTCK -AM | DALLAS-FORT WORTH | 2.9 | 7 | WBBD -AM | WHEELING | 6.3 |
| | WOAM -AM | MIAMI-FORT LAUDERDALE | 2.9 | 8 | WSHI -FM | FORT WAYNE | 6.2 |
| 9 | KFNZ -AM | SALT LAKE CITY | 2.7 | 9 | KAQQ -AM | SPOKANE | 5.9 |
| | KPLY -AM | RENO | 2.7 | 10 | WHLY -AM | SOUTH BEND | 5.6 |
| | WFAN -AM | NEW YORK | 2.7 | 11 | KWLO -AM | WATERLOO-CEDAR FALLS | 5.5 |
| 12 | KVOX -AM | FARGO-MOORHEAD | 2.5 | | WRMR -AM | CLEVELAND | 5.5 |
| | WVAM -AM | ALTOONA | 2.5 | 13 | WJBW -FM | WEST PALM BEACH | 5.4 |
| 14 | WDSM -AM | DULUTH-SUPERIOR | 2.4 | | WJST -FM | FORT MYERS-NAPLES | 5.4 |
| 15 | WENE -AM | BINGHAMTON | 2.3 | 15 | KJWL -FM | FRESNO | 5.3 |
| 16 | KFAN -AM | MINNEAPOLIS-SAINT PAUL | 2.2 | 16 | KGEM -AM | BOISE | 5.2 |
| 17 | KJR -AM | SEATTLE-TACOMA | 2.1 | | WDRC -AA | HARTFORD | 5.2 |
| 18 | WHEN -AM | SYRACUSE | 2.0 | 18 | WLQE -AF | ROANOKE-LYNCHBURG | 5.1 |
| | WJOX -AM | BIRMINGHAM | 2.0 | 19 | WAXI -FM | TERRE HAUTE | 5.0 |
| 20 | WBNS -AM | COLUMBUS, OH | 1.9 | 20 | WECK -AM | BUFFALO | 4.9 |
| | WKNR -AM | CLEVELAND | 1.9 | | WJAS -AM | PITTSBURGH | 4.9 |
| 22 | KKFN -AM | DENVER | 1.8 | | WSCQ -FM | COLUMBIA, SC | 4.9 |
| | XTRA -AM | SAN DIEGO | 1.8 | 23 | KZIO -FM | DULUTH-SUPERIOR | 4.8 |
| | KLMS -AM | LINCOLN | 1.8 | | WLAM -AF | PORTLAND, ME | 4.8 |
| 25 | WNLS -AM | TALLAHASSEE | 1.6 | | | | |
| | WEAE -AM | PITTSBURGH | 1.6 | | | | |

Market Diary Return Rates

Source: Average of return rates from 170 Continuous Measurement and Standard report Arbitron markets; Individual market return rates are as calculated by (# In-tab diaries)/(# Persons Sent Diaries) — See p. 4 of any Arbitron Market report for these raw figures.

Markets with Highest Return Rates

| | | |
|----|------------------------|------|
| 1 | JOHNSTOWN | 65.6 |
| 2 | APPLETON-OSHKOSH | 64.6 |
| 3 | YORK | 63.3 |
| 4 | SIOUX FALLS | 62.5 |
| 5 | FARGO-MOORHEAD | 62.1 |
| 6 | DULUTH-SUPERIOR | 60.9 |
| 7 | MADISON | 60.6 |
| 8 | BINGHAMTON | 60.1 |
| | TOPEKA | 60.1 |
| 10 | ERIE | 60.0 |
| 11 | MINNEAPOLIS-SAINT PAUL | 59.8 |
| 12 | WHEELING | 59.5 |
| | LINCOLN | 59.5 |
| 14 | FORT WAYNE | 59.2 |
| 15 | PITTSBURGH | 59.1 |
| | SPRINGFIELD, MO | 59.1 |
| 17 | CEDAR RAPIDS | 59.0 |
| 18 | GREEN BAY | 58.8 |
| 19 | PORTLAND, ME | 58.6 |
| 20 | WATERLOO-CEDAR FALLS | 58.4 |
| | ROANOKE-LYNCHBURG | 58.4 |

Average Return Rates

Survey Period

| | |
|-------------|-------|
| Spring 1999 | 51.0% |
| Spring 1998 | 54.5% |
| Spring 1997 | 55.0% |

Comment

This is a subject we've long wanted to track, and starting last year, we had the opportunity to add it. Arbitron has initiated a number of new procedures in recent years to enhance diary return. High diary return is important because it results in more representative and reliable audience information. Spring 1999's 51.0% is a disturbing decrease from last year. The 54.5% average for Spring 1998 struck us as adequate, although it was down (if marginally) from Spring 1997.

Markets with Lowest Return Rates

| | | |
|----|------------------------|------|
| 1 | McALLEN-BROWNSVILLE | 42.0 |
| 2 | LAFAYETTE, LA | 42.5 |
| 3 | CORPUS CHRISTI | 42.6 |
| 4 | COLUMBUS, GA | 43.0 |
| 5 | MIAMI-FORT LAUDERDALE | 43.4 |
| 6 | FAYETTEVILLE, NC | 43.8 |
| 7 | MEMPHIS | 44.4 |
| 8 | PENSACOLA | 44.8 |
| | BRIDGEPORT | 44.8 |
| 10 | SHREVEPORT | 45.5 |
| | MACON | 45.5 |
| 12 | SAN ANTONIO | 45.8 |
| 13 | NEW HAVEN | 45.9 |
| 14 | STOCKTON | 46.0 |
| 15 | CHATTANOOGA | 46.3 |
| 16 | GAINESVILLE-OCALA | 46.4 |
| | LUBBOCK | 46.4 |
| 18 | HOUSTON | 46.5 |
| 19 | SAVANNAH | 46.6 |
| | ATLANTIC CITY-CAPE MAY | 46.6 |
| 21 | DALLAS-FORT WORTH | 46.8 |

Radio Consolidation 1999: Station clusters break 70%, but revenue share dips

The most interesting part of this year's consolidation report found a dip in the average share of revenues accountable to consolidated operations—from just under 84% in Spring 1998 to about 77% this year.

Part of the reason can be seen in the mega-mergers that require spinning off entire clusters of stations. In Cleveland, for example, where the merger of Clear Channel and Jacor required the spinoff of stations previously owned by each group individually; divesting WENZ-FM, WERE-AM and WNCX-FM represented 12.5% of Cleveland \$88 Million in ad revenues. That type of dropoff may happen again in the market, since Clear Channel's acquisition of AMFM will require the shedding of more consolidated stations.

There's a different story in Augusta, GA, where four consolidated operators, which had divided 100% of the market's ad revenue, saw their combined share drop to 88.8%. Part of the reason for the drop here is that Duncan's

has added several more independently-owned stations to our tally of the market's highest billing stations.

Radio industry consolidation now encompasses 70.9% of all rated-market stations, or 2,413 of the 3,396 stations covered in our Spring 1999 Ratings Report. In our previous Spring Report, 2,255 of a surveyed 3,365 stations, or 67.0%, were owned or operated as part of a consolidated market entity.

This year's consolidation report tracked revenue figures for 152 markets for which Duncan's had data available, two markets more than last year. There were 77 markets where consolidated revenue shares went down, 70 where revenue shares went up, two markets with no change (Binghamton at 92.5% and Birmingham at 93.8%) and three with either no revenue figures available or with no previous duopoly consolidation (Erie, Lafayette, Ind. and Worcester; all three are now heavily consolidated).

Market Audience and Revenue Concentrations: 1997-1999

| Avg for all markets | Avg % 12+ Aud | Avg % 25-54 Aud | Avg % Revenue | Avg # Entities/Mkt | Avg # Consolidated Stations | Avg # Total Stations | Consolidated Stations % of Total |
|---------------------|------------------|--------------------|------------------|-----------------------|-----------------------------------|----------------------------|--|
| Spring 1999 | 61.4 | 63.3 | 76.9 | 3 | 14 | 20 | 70.9 |
| Spring 1998 | 60.6 | 62.2 | 83.8 | 3 | 14 | 20 | 67.0 |
| Spring 1997 | 55.5 | 57.2 | 69.2 | 3 | 12 | N/A | N/A |
| Change (%) 99 v 98 | 1.4 | 1.8 | -8.2 | No Chg | No Chg | No Chg | 5.8 |
| Change (%) 98 v 97 | 9.1 | 8.6 | 21.1 | No Chg | 16.67 | N/A | N/A |

This is a new table, offered as a means of tracking the incidence of station/owner concentration. Its data are based on the "Consolidation Report" found within each market (except Bridgeport and Worcester) in AMERICAN RADIO. Audience and numbers of stations data are based on 167 markets (excluding the embedded Nassau-Suffolk and San Jose markets and Bridgeport); revenue, on the 152 of those 167 markets for which revenue data are available.

The "Avg. #, Entities" is the average number of multipoly operations (minimum: two stations in a single band; single AM/single FM combinations do not count). "Avg. #, Consolidated Stations" is the average number of stations contained within the multipolies. "Avg. # Total Stations" is the average number of listed stations home to the typical market. Adjustments have been made for stations within consolidated entities that do not qualify for listing in the Arbitron. "Consol. Stns. % of Total" is the consolidated stations' per-

centage of that average number of total market stations.

This table is meant only to provide a snapshot of consolidation's effect on the typical market. Audience percentages are not adjusted to remove the impact of "below-the-line" or "non-listed station" listening, while by its very nature, the percentage of revenue is predominantly a "home-to-the-market" figure. However, we found the data interesting and important enough to include in this study.

In the average market, consolidated entities attracted 61.4% of 12+ AQH (average quarter-hour) audience and 63.3% of adults 25-54 AQH. Both figures are up from a year ago.

However these entities that once controlled 83.8% of the market's revenue, now control somewhat less, 76.9%. For an explanation, see the article on this page, directly above the consolidation table. The typical market has three consolidated entities, which control 14 (of 20) market stations.

RADIO PUBLICATIONS FROM DUNCAN'S AMERICAN RADIO



DUNCAN'S RADIO MARKET GUIDE

\$335.00

This is our flagship publication. Since 1984, DUNCAN'S RADIO MARKET GUIDE has been the standard reference for radio station buyers, sellers, lenders and brokers. DUNCAN'S RADIO MARKET GUIDE examines the economic conditions of more than 170 radio markets. Here's just some of the information you'll find in it:

- Market radio revenue histories and projections covering a ten-year period (five years back; five years forward).
- Radio revenue projections calculated on three separate bases for greater reliability: historical (past performance), population growth (revenue per capita) and retail sales growth.
- Revenue estimates for more than 1,600 individual radio stations, plus viable operating entities (standalones, combos, duopolies and super-duopolies).
- Revenue estimates for competing media – television, newspaper, outdoor and cable TV.
- Radio station sales for each market during the past five years.
- Jim Duncan's comments about each market, as well as a 10-point mathematical grading of each market – a Duncan's exclusive.
- Population and retail sales histories and projections.
- Revenue-per-share point and revenue-per-AQH figures for each market.

And much, much more. Published every April – 400+ pages.

AMERICAN RADIO

Since 1976, AMERICAN RADIO has been the radio industry's most complete and timely source book for radio ratings and programming information. Published quarterly (plus an annual "Small Market" edition), AMERICAN RADIO is published within a month after issuance of the Arbitron market reports. Each report includes more than 30 ratings tables for each market, and after the Spring edition, our National Rankings report details nationwide format and station performances (it's free to anyone who receives the Spring report, but also is available separately). AMERICAN RADIO is considered the "bible" of the radio industry and is required reading for everyone involved with radio.

| Issue | Release Date | # of Markets | Price |
|--|--------------|--------------|---------|
| Spring Report | September | 171 | \$97.00 |
| National Rankings Summary (if ordered alone) | October | 171 | 25.00 |
| Spring Small Market Report | September | 99 | 55.00 |
| Summer Report | November | 94 | 55.00 |
| Fall Report | March | 171 | 97.00 |
| Fall Small Market Report | March | 99 | 55.00 |
| Winter Report | June | 94 | 55.00 |

AUDIENCE-TO-REVENUE CONVERSION/FORMAT PERFORMANCE ANALYSIS \$95.00

This annual report provides two important analyses. First, it examines the relationship between a station's audience share and its share of revenue (Conversion ratio, sometimes called "power" ratio). Over 1200 stations are listed, with all the following given for each:

- Call letters, market and format
- Revenue and revenue share
- Revenue rank, 12+ and 25-54
- Conversion (or "power") ratio

Additionally, national means are provided for formats by market size

The second part of this book analyzes the audiences of more than 1500 stations, with the following provided for each:

- Time Spent Listening
- Turnover Ratio
- % 12-24, % 25-54, % 55+
- Highest cume-sharing station
- % Male, % Female
- % Exclusive Cume
- % of listening at home

Finally, this report offers a comprehensive analysis of the concentration of both audience and revenue shares for all Arbitron-rated markets (262). Published annually.

Next page has more publications

MORE RADIO PUBLICATIONS FROM DUNCAN'S AMERICAN RADIO



THE FACILITIES OF AMERICAN RADIO – FM STATIONS, TOP 100 MARKETS \$335.00

A total update of J.T. Anderton's 1989 classic "FM Map Book." City-grade and 1-millivolt contour maps for more than 1300 stations are provided, including over 250 new stations and 500 facility changes since the first edition. It also offers complete listings of station power, antenna height above average terrain, tower coordinates and height above ground, and our exclusive description of transmitter locations by address or physical siting, all gathered during exhaustive research of FCC technical files. It features new, custom-designed base maps for easy readability. The original and only publication of its kind; a must-have for station buyers, lenders and brokers; rep, network and group executives and radio consultants.

DUNCAN RADIO PROFILER (CD-ROM)

CALL FOR PRICE

Everything we do, now on your computer! The Duncan data you've relied upon for years – in an easy-to-use, computer-based format. Radio Profiler details more than 13,300 radio stations, every Arbitron-rated radio markets (featuring the latest ratings data) and 100 top radio groups. In an instant, you are able to review the stations, markets and groups that matter most in radio. Call us at 513.731-1800 for full details.

DUNCAN'S SUBSCRIPTION PACKAGES

Depending upon which subscription package you choose, you can save from 10 to 18 percent off the cost of ordering each book individually.

DUNCAN'S SUBSCRIPTION PACKAGE #1

A subscription to all four of the large market American Radio reports for \$275. The books cost \$304 if purchased one-by-one. You save 10% by subscribing.

DUNCAN'S SUBSCRIPTION PACKAGE #2

A subscription to all four large market reports, plus both our Small Market editions that cover the condensed markets, for \$375. All six reports individually are \$414, but if you opt for the six-report subscription package, you save 10%.

DUNCAN'S SUBSCRIPTION PACKAGE #3

A subscription to all four large market American Radio reports plus our flagship publication, Duncan's Radio Market Guide, plus our Revenue Conversion Ratio/Format Performance Report for \$625. Purchased one-by-one, the price is \$734; \$304 for the quarterly reports, \$335 for the Market Guide and \$95 for the Conversion Ratio/Format report. The package saves you 15%.

DUNCAN'S SUBSCRIPTION PACKAGE #4

A subscription to all six American Radio reports, the Market Guide and the Conversion Ratio/Format Performance Report for \$695. Purchased separately, the books are \$844. You save 18% with this package.

Next page has an order form

DUNCAN'S AMERICAN RADIO ORDER FORM

P.O. Box 8446 • Cincinnati, OH 45208-0446 • 513.731-1800 • Fax: 513.731-1835 • www.duncanradio.com

Company Name: _____

Contact Name/Title: _____

Shipping Address: _____

City: _____ State: _____

Postal Code: _____ Country: _____

Type of business:

- Broker
- Consultant
- Equipment Manufacturer; Supplier; Engineer
- Group
- Law Firm
- Lender; Analyst
- Marketing; Research
- Network; Syndicator
- Press
- School
- Station
- Other _____

Billing Address (if different):

City: _____ State: _____ Postal Code: _____ Country: _____

Phone Number: _____

Fax Number: _____

E-mail address: _____

Company Web Site: _____

1999-2000 PRODUCT LIST

| | PRICE | QUANTITY | TOTAL |
|--|------------|----------|-------|
| Duncan's Radio Market Guide | \$335.00 | _____ | _____ |
| American Radio Spring Ratings Report | \$97.00 | _____ | _____ |
| American Radio Small Market Reports (Fall & Spring), ea. | \$55.00 | _____ | _____ |
| National Rankings (if ordered alone) | \$25.00 | _____ | _____ |
| American Radio Summer Ratings Report | \$55.00 | _____ | _____ |
| American Radio Fall Ratings Report | \$97.00 | _____ | _____ |
| American Radio Winter Ratings Report | \$55.00 | _____ | _____ |
| Audience-to-Revenue Conversion/ Format Performance Analysis | \$95.00 | _____ | _____ |
| The Facilities of American Radio | \$335.00 | _____ | _____ |
| Radio Profiler CD-Rom (Specify IBM or Mac) | | | |
| Full-year subscription (minimum, four releases in 12-months) | \$1,500.00 | _____ | _____ |
| Single-release trial | \$475.00 | _____ | _____ |
| Subscription Package 1 | | | |
| (All four large market quarterly reports) | \$275.00 | _____ | _____ |
| Subscription Package 2 | | | |
| (Package 1 plus both Small Market reports) | \$375.00 | _____ | _____ |
| Subscription Package 3 | | | |
| (Package 1 plus Market Guide & Revenue Conversion Study) | \$625.00 | _____ | _____ |
| Subscription Package 4 | | | |
| (Package 3 plus Small Market reports) | \$675.00 | _____ | _____ |

Shipping and Handling: \$7.50 for Second Day; \$15.00 for Next Morning;
\$25.00 for Saturday Delivery

TOTAL ORDER AMOUNT

- *Multi-Copy Orders and for books not on this list contact Duncan's for pricing and availability.*
- *Shipping and Handling is waived on all Subscription Packages and pre-paid orders.*

PAYMENT OPTIONS

1. Check or Money Order enclosed *Shipping and Handling fees will be waived if payment is enclosed* _____

2. Charge my credit card _____
 VISA _____ MasterCard _____ Card # _____
 Exp. Date: _____ Name on Card _____

3. Please send an invoice _____
 PURCHASE ORDER NUMBER (if applicable) _____